

Q1 Contact Information

Answered: 17 Skipped: 1

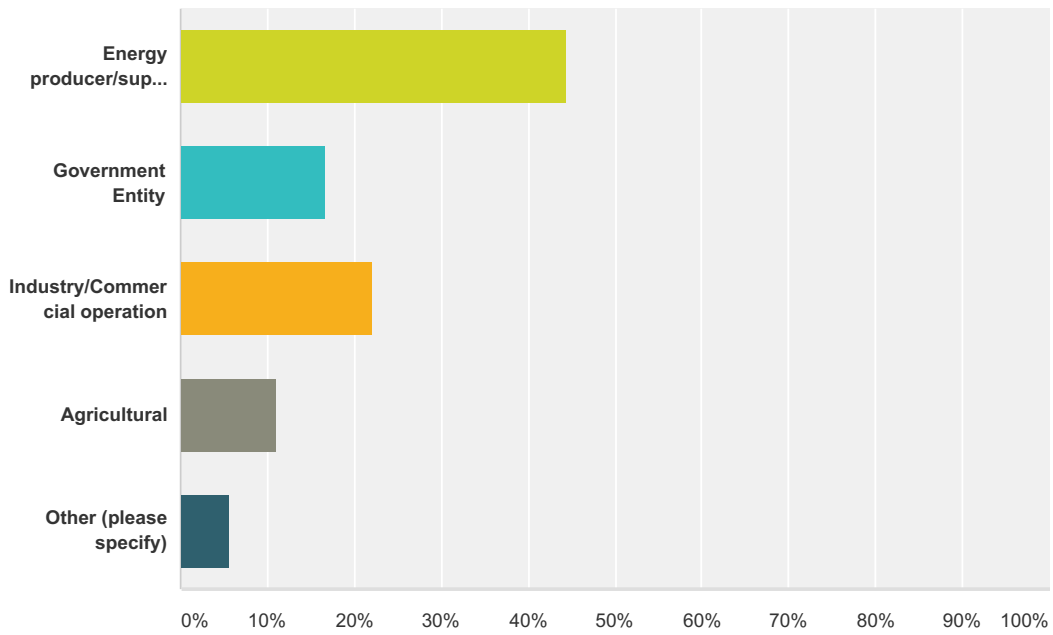
Answer Choices	Responses	
Facility Name	100.00%	17
Company Name	100.00%	17
Address	88.24%	15
Address 2	23.53%	4
City/Town	100.00%	17
State/Province	94.12%	16
ZIP/Postal Code	100.00%	17
Country	0.00%	0
Email Address	100.00%	17
Phone Number	94.12%	16

Q2 Who owns this facility? (Name of Organization or individual)

Answered: 18 Skipped: 0

Q3 What type of organization are they?

Answered: 18 Skipped: 0



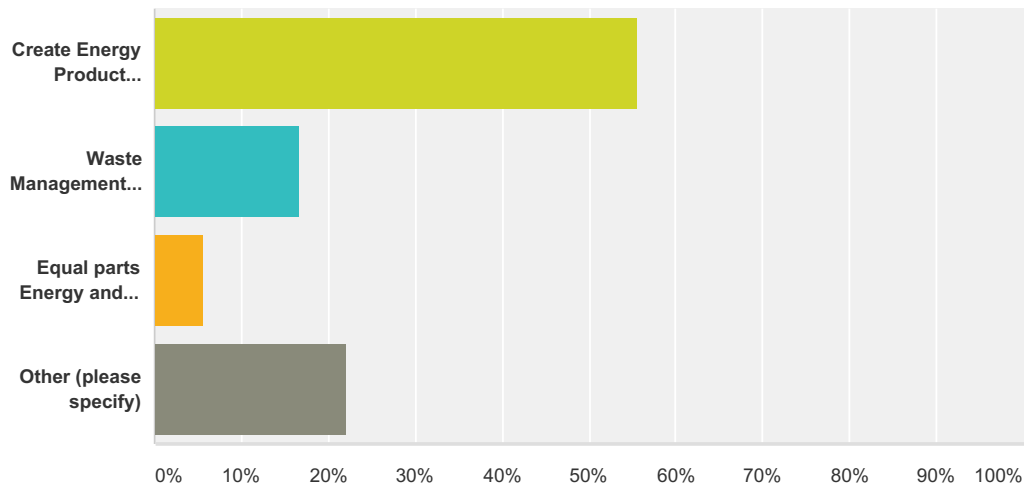
Answer Choices	Responses
Energy producer/supplier	44.44% 8
Government Entity	16.67% 3
Industry/Commercial operation	22.22% 4
Agricultural	11.11% 2
Other (please specify)	5.56% 1
Total	18

**Q4 Approximately how large is the facility,
in acres?**

Answered: 18 Skipped: 0

Q5 What is the primary purpose of this facility?

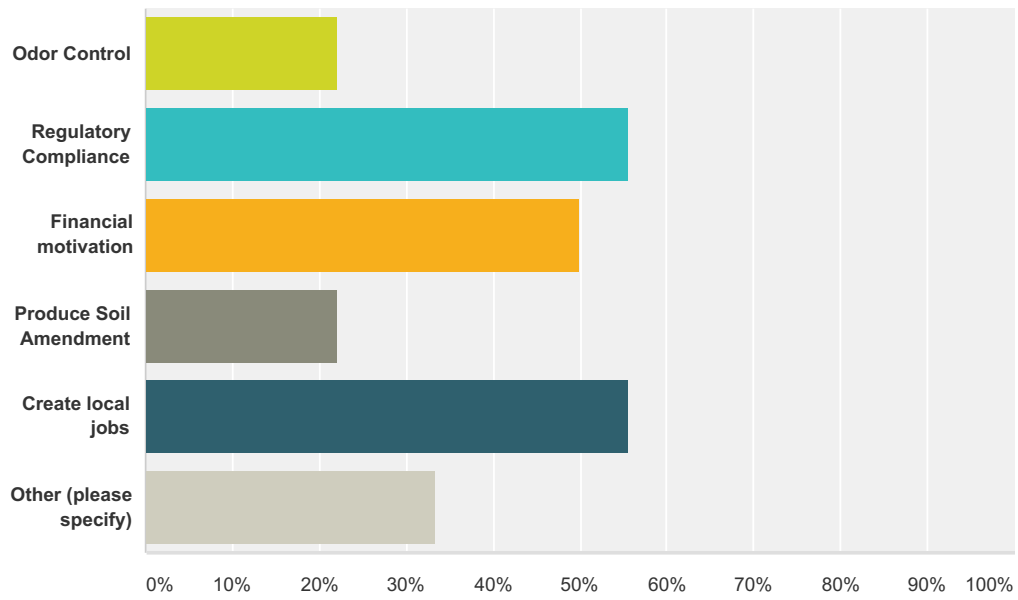
Answered: 18 Skipped: 0



Answer Choices	Responses
Create Energy Product (biogas, electricity, heat, biofuel)	55.56% 10
Waste Management solution	16.67% 3
Equal parts Energy and Waste Management	5.56% 1
Other (please specify)	22.22% 4
Total	18

Q6 Other desired outcomes from the facility?

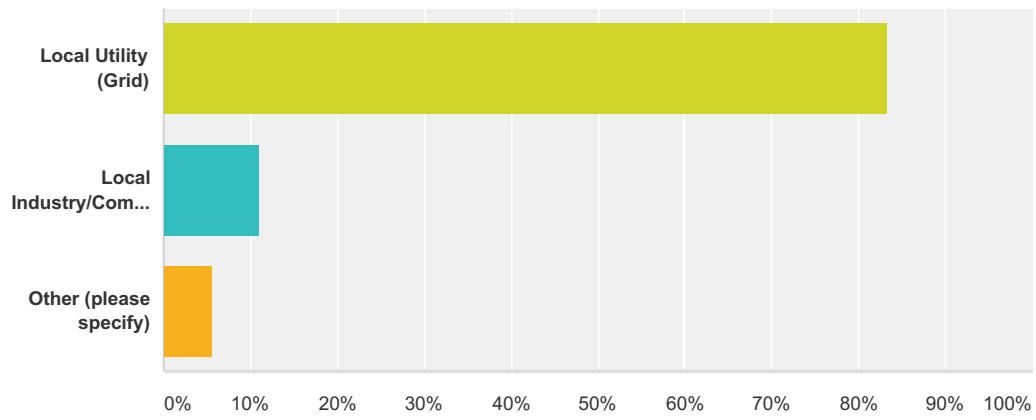
Answered: 18 Skipped: 0



Answer Choices	Responses
Odor Control	22.22% 4
Regulatory Compliance	55.56% 10
Financial motivation	50.00% 9
Produce Soil Amendment	22.22% 4
Create local jobs	55.56% 10
Other (please specify)	33.33% 6
Total Respondents: 18	

Q7 Who is the end user of surplus energy created?

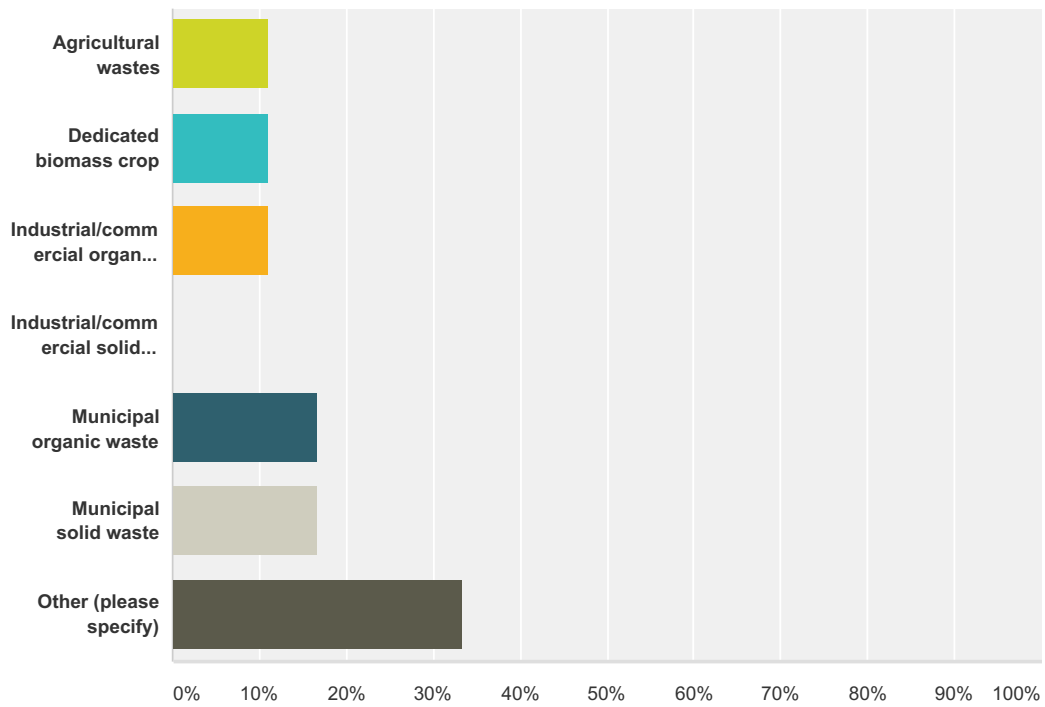
Answered: 18 Skipped: 0



Answer Choices	Responses
Local Utility (Grid)	83.33% 15
Local Industry/Commercial Operation	11.11% 2
Other (please specify)	5.56% 1
Total	18

Q8 Which category best describes your biomass feedstocks?

Answered: 18 Skipped: 0



Answer Choices	Responses
Agricultural wastes	11.11% 2
Dedicated biomass crop	11.11% 2
Industrial/commercial organic waste	11.11% 2
Industrial/commercial solid waste	0.00% 0
Municipal organic waste	16.67% 3
Municipal solid waste	16.67% 3
Other (please specify)	33.33% 6
Total	18

**Q9 What is the cost of feedstocks per ton?
If PAID to receive feedstocks indicate with
a negative price. If landfill expenses are
avoided by utilizing your own waste stream,
consider yourself 'paid' and indicate a
negative price.**

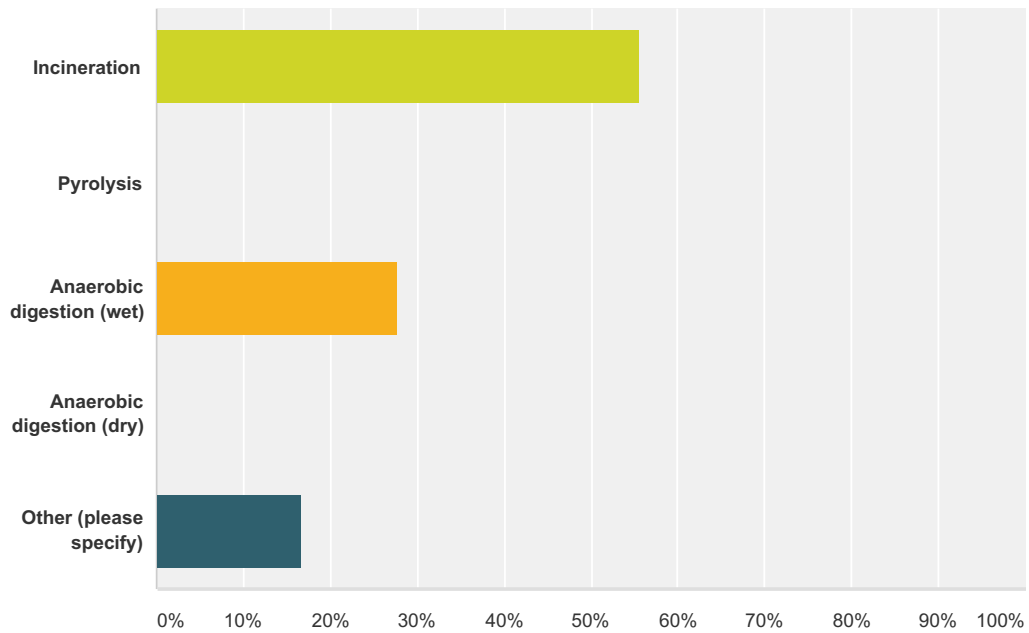
Answered: 18 Skipped: 0

Q10 How many tons per day are processed?

Answered: 18 Skipped: 0

Q11 Which best describes your facility process?

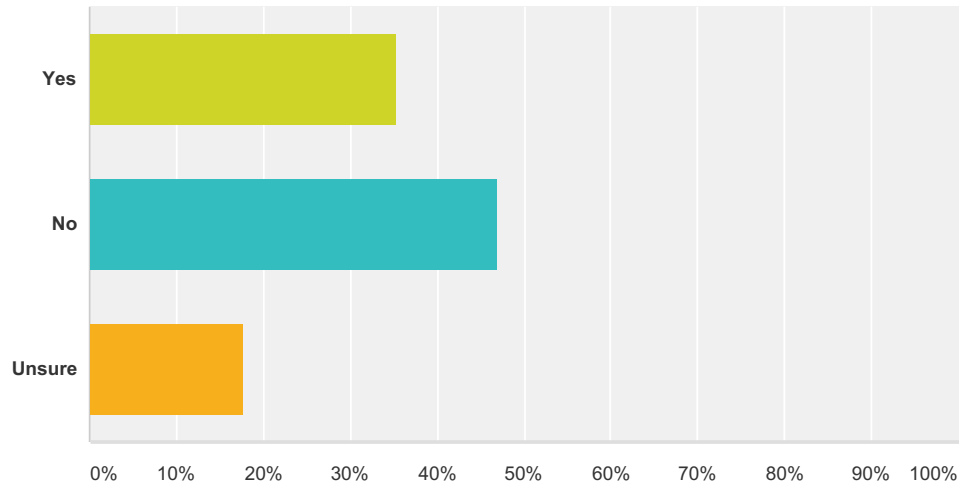
Answered: 18 Skipped: 0



Answer Choices	Responses
Incineration	55.56% 10
Pyrolysis	0.00% 0
Anaerobic digestion (wet)	27.78% 5
Anaerobic digestion (dry)	0.00% 0
Other (please specify)	16.67% 3
Total	18

Q12 Is this a CHP facility?

Answered: 17 Skipped: 1



Answer Choices	Responses	
Yes	35.29%	6
No	47.06%	8
Unsure	17.65%	3
Total		17

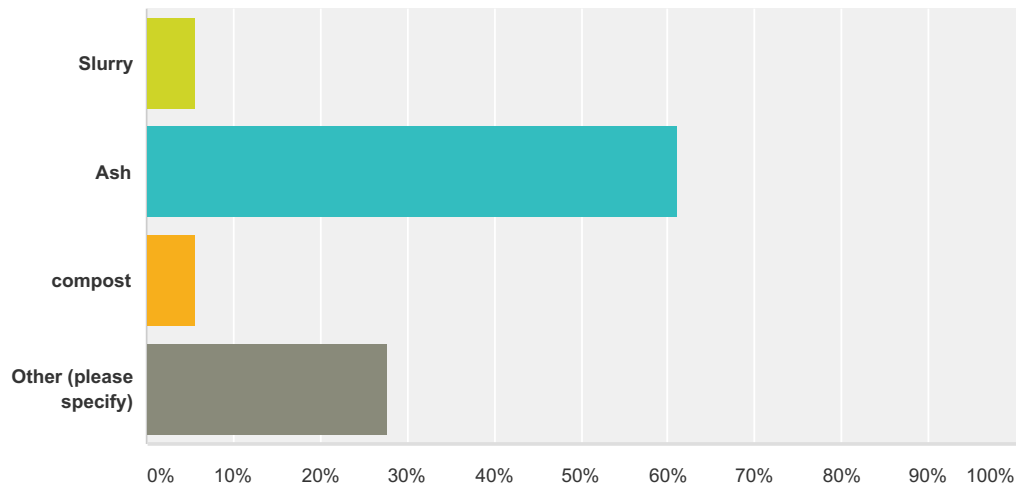
Q13 What are the DAILY outputs of your facility?

Answered: 18 Skipped: 0

Answer Choices	Responses
lbs of steam	44.44% 8
KW's of electricity	88.89% 16
cubic feet of gas	22.22% 4
Other?	5.56% 1

Q14 Which best describes the residuals from your facility?

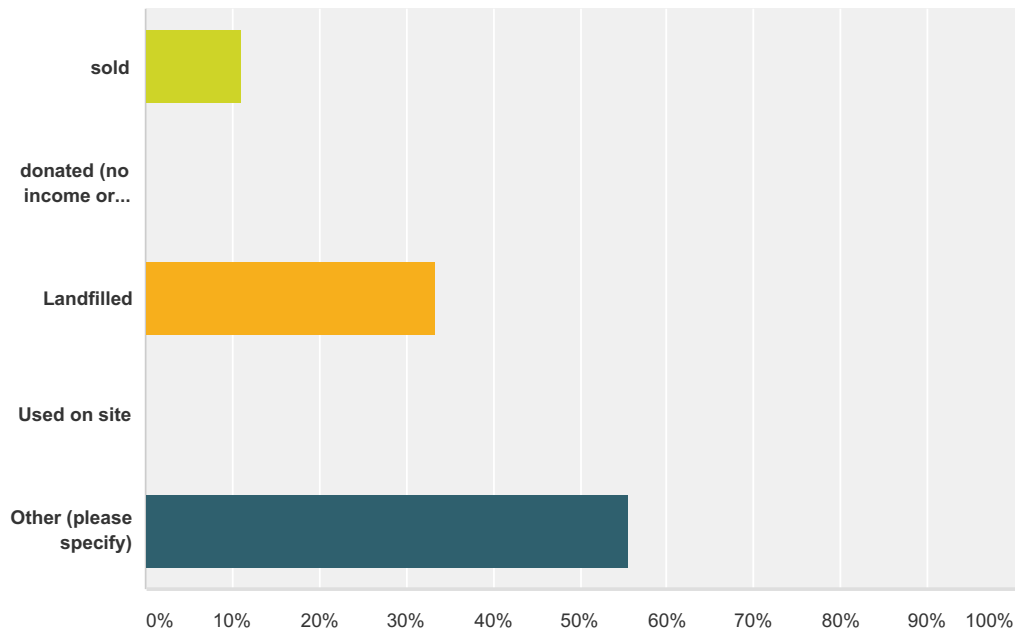
Answered: 18 Skipped: 0



Answer Choices	Responses
Slurry	5.56% 1
Ash	61.11% 11
compost	5.56% 1
Other (please specify)	27.78% 5
Total	18

Q15 Are the residuals

Answered: 18 Skipped: 0



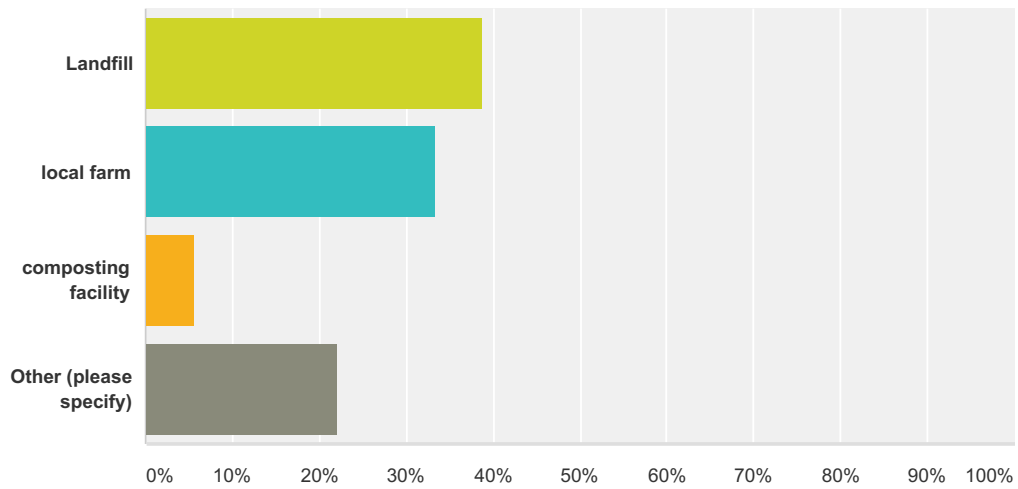
Answer Choices	Responses
sold	11.11% 2
donated (no income or expense)	0.00% 0
Landfilled	33.33% 6
Used on site	0.00% 0
Other (please specify)	55.56% 10
Total	18

Q16 If the residuals create income, how much per ton? If they are an expense, how much per ton (indicate using negative numbers) If used on site, or donated, please describe how, or to whom.

Answered: 14 Skipped: 4

Q17 Where do the residuals from your facility go?

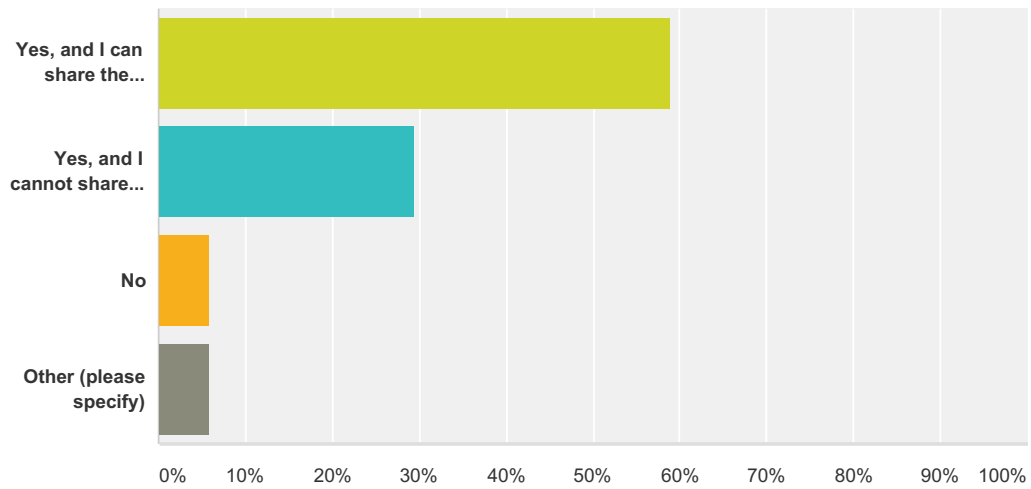
Answered: 18 Skipped: 0



Answer Choices	Responses
Landfill	38.89% 7
local farm	33.33% 6
composting facility	5.56% 1
Other (please specify)	22.22% 4
Total	18

Q18 Has a chemical analysis been performed on your residuals?

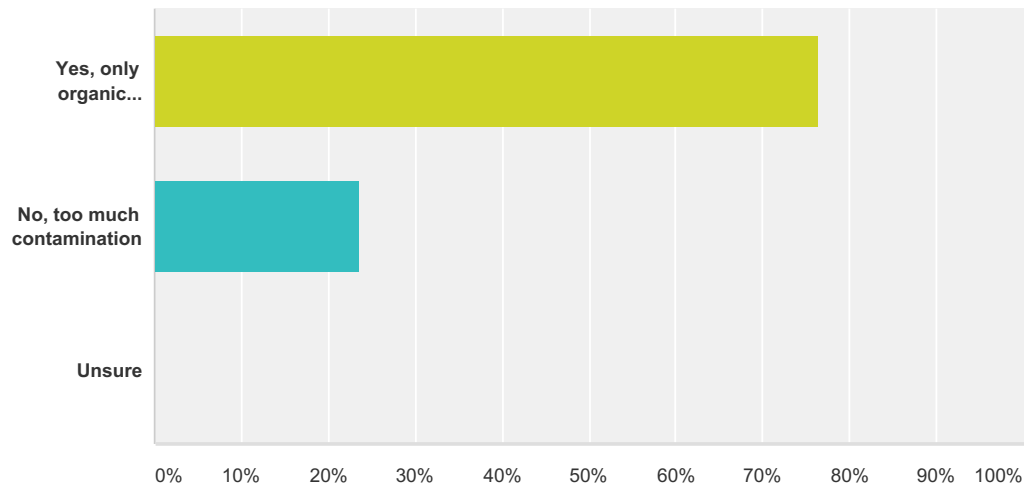
Answered: 17 Skipped: 1



Answer Choices	Responses
Yes, and I can share the information	58.82% 10
Yes, and I cannot share the information	29.41% 5
No	5.88% 1
Other (please specify)	5.88% 1
Total	17

Q19 Are the residuals safe to use as a soil amendment?

Answered: 17 Skipped: 1



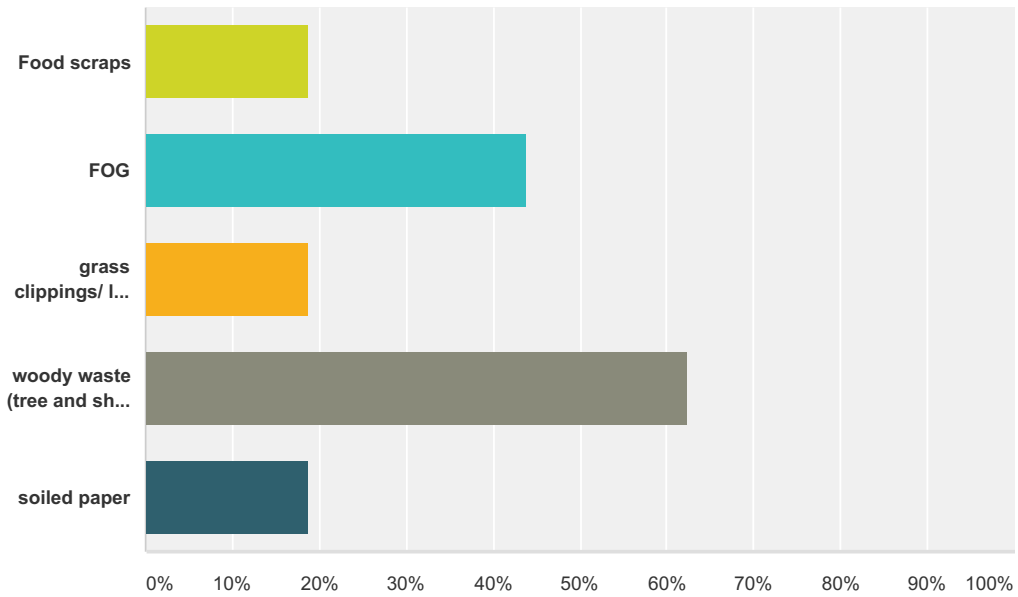
Answer Choices	Responses
Yes, only organic materials are used	76.47% 13
No, too much contamination	23.53% 4
Unsure	0.00% 0
Total	17

Q20 How many tons of residuals are created each day?

Answered: 18 Skipped: 0

Q21 Which portions of municipal organic waste are compatible with your existing equipment?

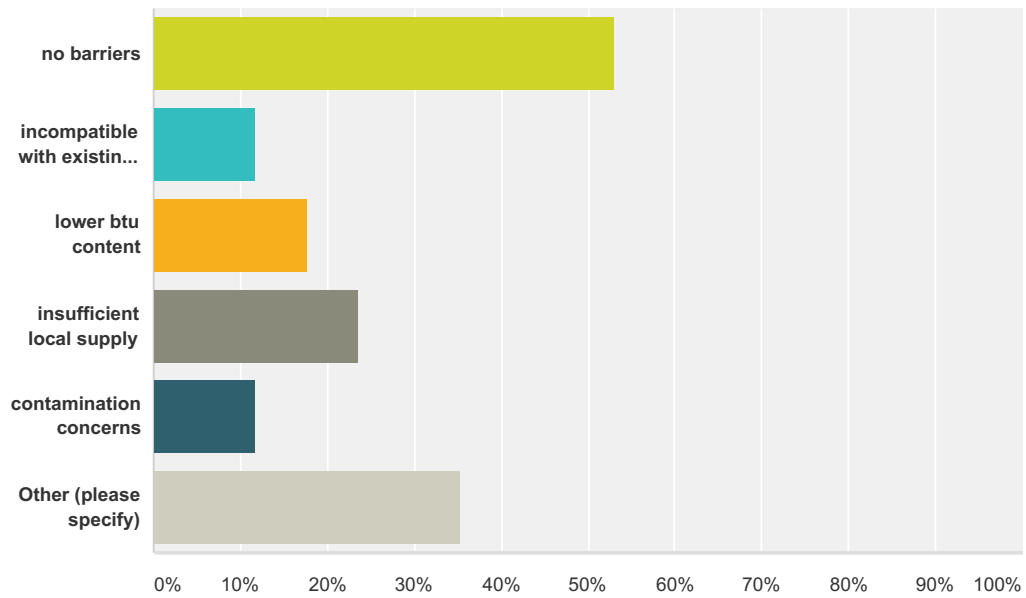
Answered: 16 Skipped: 2



Answer Choices	Responses
Food scraps	18.75% 3
FOG	43.75% 7
grass clippings/ leaf litter	18.75% 3
woody waste (tree and shrub clippings)	62.50% 10
soiled paper	18.75% 3
Total Respondents: 16	

Q22 What are the barriers to using ONLY organic materials in your facility?

Answered: 17 Skipped: 1



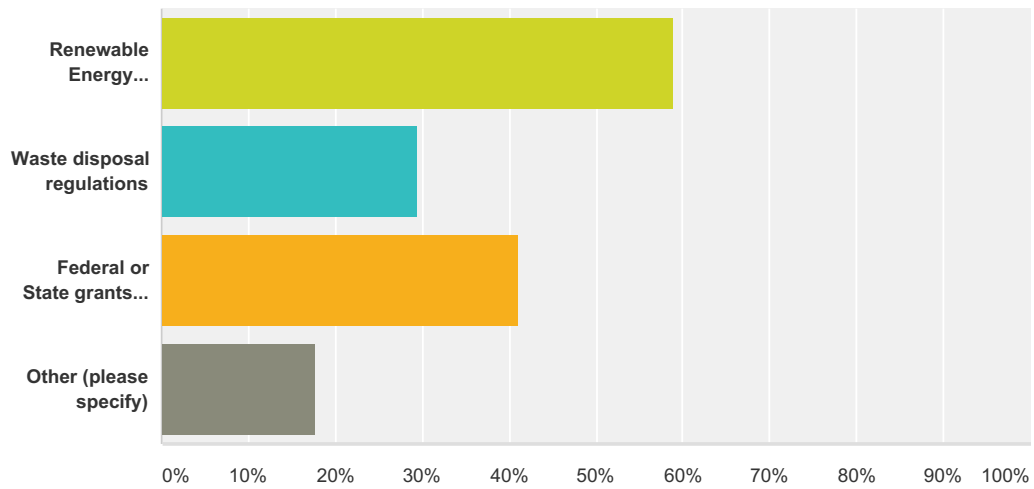
Answer Choices	Responses
no barriers	52.94% 9
incompatible with existing equipment	11.76% 2
lower btu content	17.65% 3
insufficient local supply	23.53% 4
contamination concerns	11.76% 2
Other (please specify)	35.29% 6
Total Respondents: 17	

Q23 List any major policy or regulatory barriers to your facility operations.

Answered: 12 Skipped: 6

Q24 Which policies or regulations have facilitated your operations?

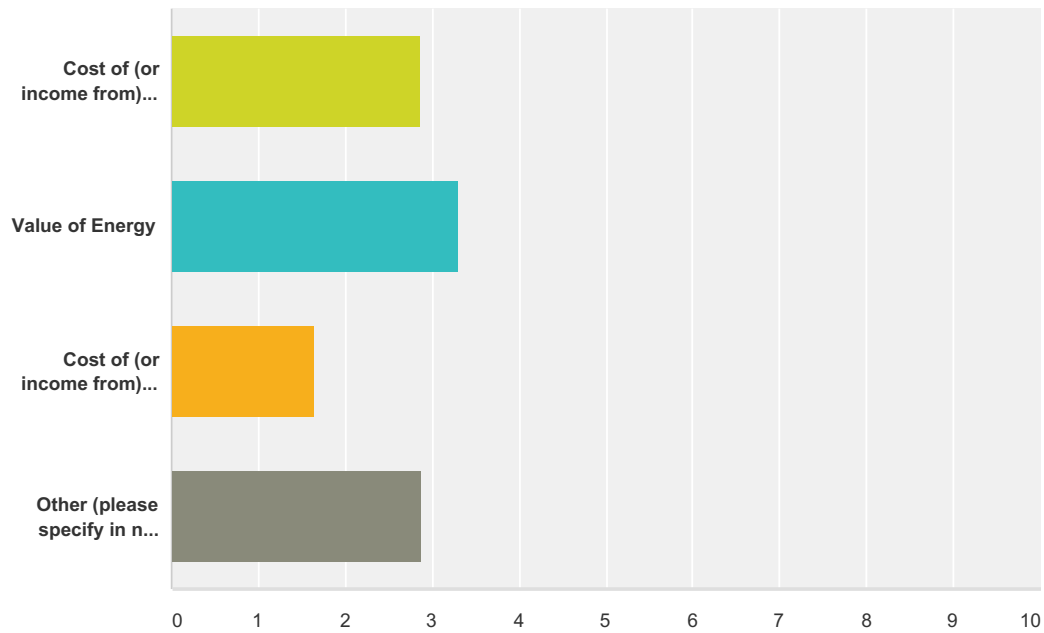
Answered: 17 Skipped: 1



Answer Choices	Responses
Renewable Energy Portfolio requirements for utilities	58.82% 10
Waste disposal regulations	29.41% 5
Federal or State grants, secured loans, tax credits, or other financial incentives	41.18% 7
Other (please specify)	17.65% 3
Total Respondents: 17	

Q25 Rank the following in terms of their importance to your bottom line.

Answered: 18 Skipped: 0



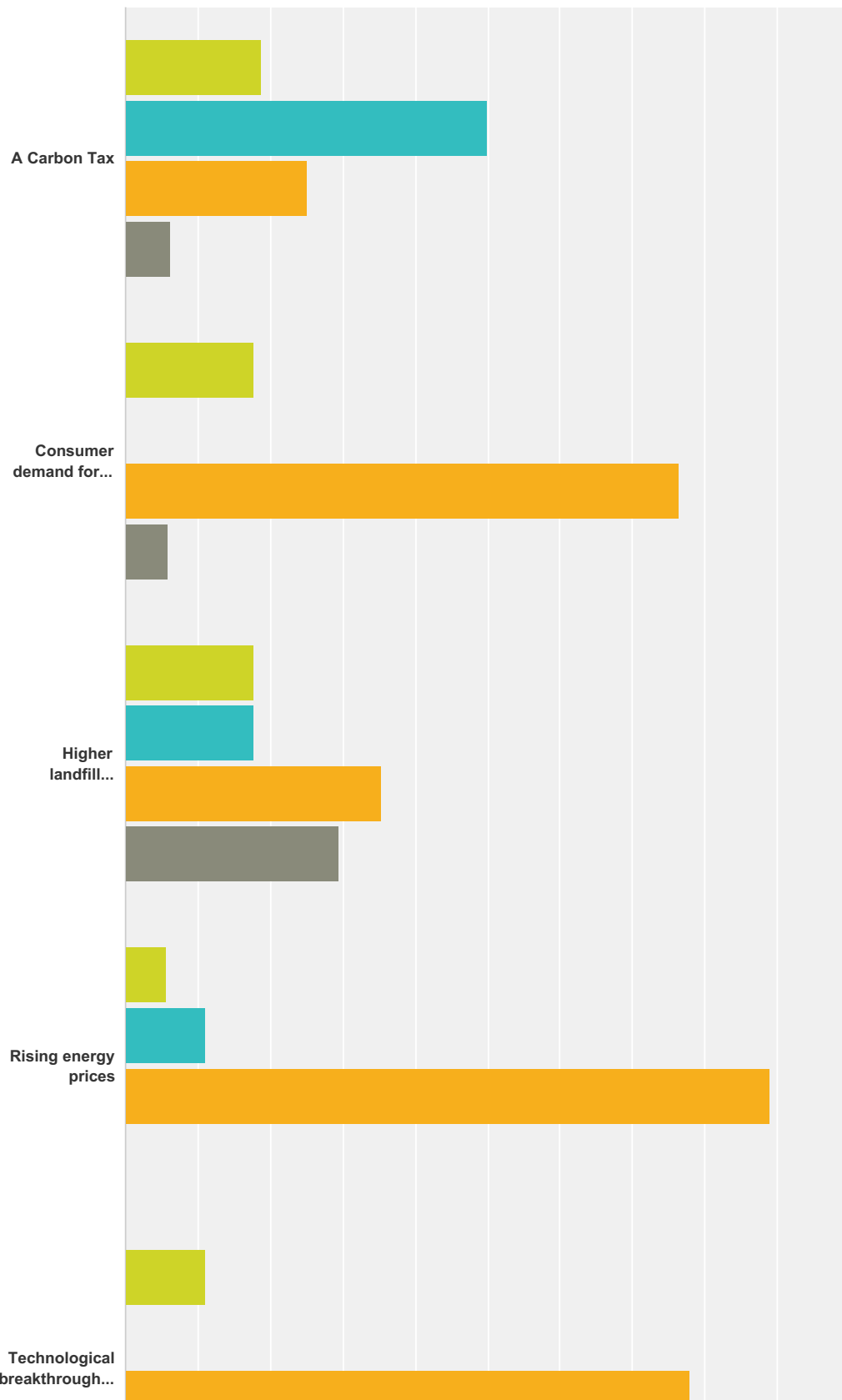
	1	2	3	4	Total	Score
Cost of (or income from) feedstocks	20.00% 3	46.67% 7	33.33% 5	0.00% 0	15	2.87
Value of Energy	52.94% 9	29.41% 5	11.76% 2	5.88% 1	17	3.29
Cost of (or income from) residual disposal	0.00% 0	17.65% 3	29.41% 5	52.94% 9	17	1.65
Other (please specify in next question)	44.44% 4	11.11% 1	33.33% 3	11.11% 1	9	2.89

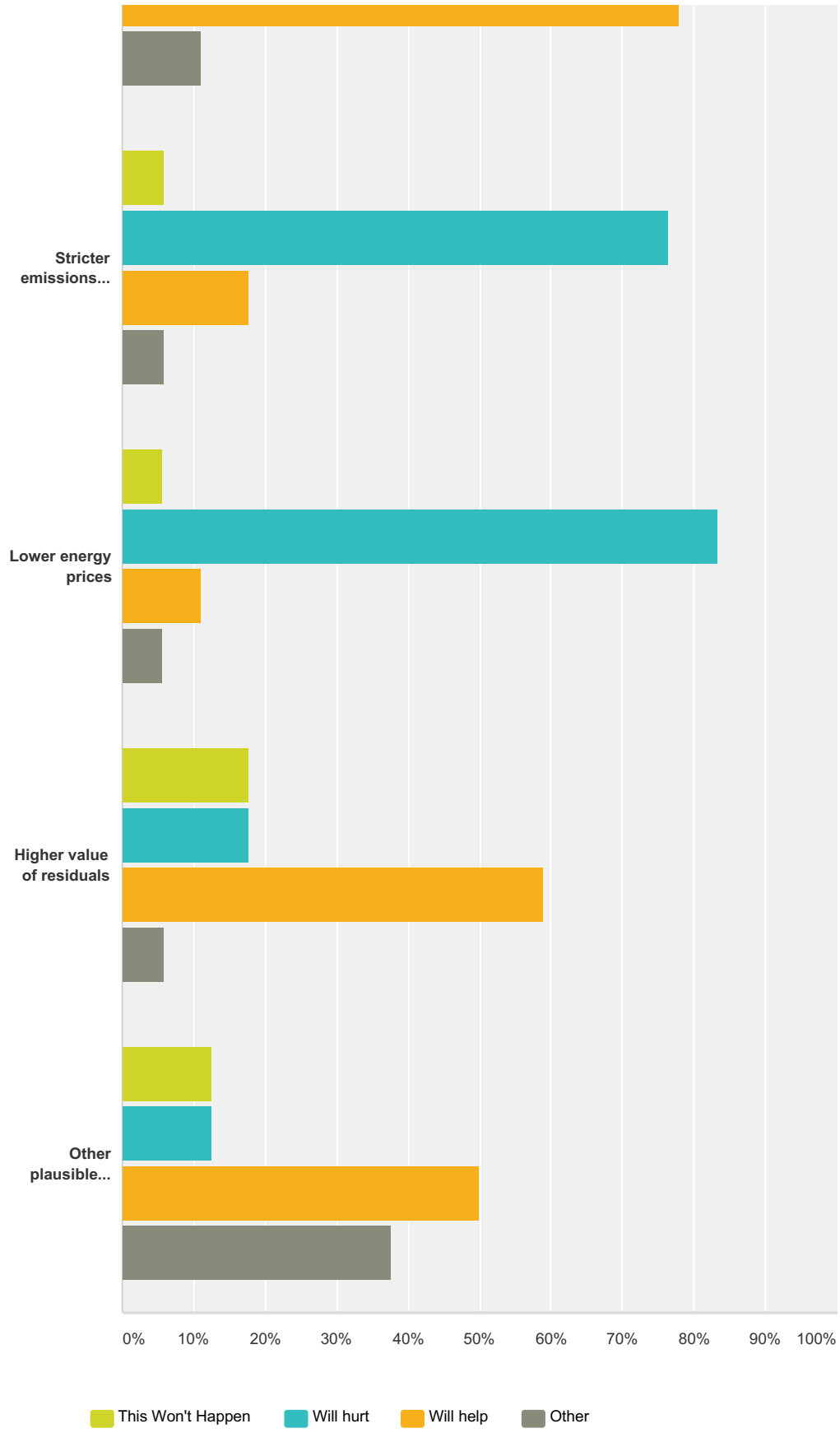
Q26 Describe the 'other' factor important to your bottom line.

Answered: 9 Skipped: 9

Q27 How would the following future scenarios affect your company?

Answered: 18 Skipped: 0





This Won't Happen	Will hurt	Will help	Other	Total Respondents
-------------------	-----------	-----------	-------	-------------------

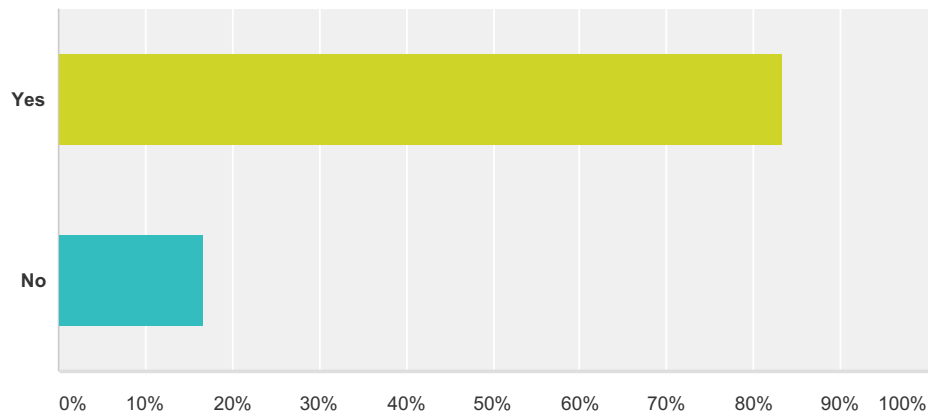
A Carbon Tax	18.75% 3	50.00% 8	25.00% 4	6.25% 1	16
Consumer demand for renewable energy	17.65% 3	0.00% 0	76.47% 13	5.88% 1	17
Higher landfill tipping fees	17.65% 3	17.65% 3	35.29% 6	29.41% 5	17
Rising energy prices	5.56% 1	11.11% 2	88.89% 16	0.00% 0	18
Technological breakthroughs in the industry	11.11% 2	0.00% 0	77.78% 14	11.11% 2	18
Stricter emissions standards	5.88% 1	76.47% 13	17.65% 3	5.88% 1	17
Lower energy prices	5.56% 1	83.33% 15	11.11% 2	5.56% 1	18
Higher value of residuals	17.65% 3	17.65% 3	58.82% 10	5.88% 1	17
Other plausible scenario? (Describe in the next question)	12.50% 1	12.50% 1	50.00% 4	37.50% 3	8

**Q28 Describe another plausible scenario
that would significantly affect the
company?**

Answered: 7 Skipped: 11

Q29 Are you willing to receive follow up questions after this survey?

Answered: 18 Skipped: 0



Answer Choices	Responses
Yes	83.33% 15
No	16.67% 3
Total	18