

**2007-2012 CAPITAL IMPROVEMENT PROGRAM**

**SCHEDULE 1  
SUMMARY OF 2007-12 CAPITAL IMPROVEMENT PROGRAM  
By Program  
(In Thousands)**

<b>Program</b>	<b>2007-08</b>	<b>2008-09</b>	<b>2009-10</b>	<b>2010-11</b>	<b>2011-12</b>	<b>5-Year Total</b>
Arts and Cultural Facilities	\$ 26,188	\$ 10,327	\$ 28	\$ 238	\$ -	\$ 36,781
Aviation	435,257	650,541	200,679	244,839	693,291	2,224,607
Economic Development	27,490	39,920	12,830	10,230	2,000	92,470
Energy Conservation	1,575	1,250	1,388	1,450	1,450	7,113
Facilities Management	27,384	13,446	13,863	14,978	5,352	75,023
Fire Protection	29,074	14,800	20,103	19,197	-	83,174
Freeway Mitigation	5,157	-	-	-	-	5,157
Historic Preservation	5,618	3,085	1,730	3,054	-	13,487
HOPE	11,122	2,017	3,363	858	-	17,360
Housing	23,973	8,281	11,909	12,330	3,150	59,643
Human Services	13,568	5,400	6,000	5,900	-	30,868
Information Technology	13,706	9,551	9,927	6,233	-	39,417
Libraries	21,844	7,500	3,487	8,931	200	41,962
Neighborhood Services	15,300	7,850	7,850	8,119	-	39,119
Parks, Recreation and Mountain Preserves	243,056	57,908	35,210	20,145	-	356,319
Phoenix Convention Center	61,910	12,386	13,379	10,262	4,349	102,286
Police Protection	36,407	22,725	35,210	18,619	-	112,961
Public Transit	268,211	92,257	118,393	94,697	89,282	662,840
Solid Waste Disposal	36,802	17,340	20,746	20,999	9,383	105,270
Street Transportation and Drainage	196,014	155,105	135,335	158,035	128,960	773,449
Wastewater	388,374	114,330	159,737	87,534	164,214	914,189
Water	368,958	289,214	242,589	142,724	201,220	1,244,705
<b>Total</b>	<b>\$ 2,256,988</b>	<b>\$ 1,535,233</b>	<b>\$ 1,053,756</b>	<b>\$ 889,372</b>	<b>\$ 1,302,851</b>	<b>\$ 7,038,200</b>

**2007-2012 CAPITAL IMPROVEMENT PROGRAM**

**SCHEDULE 2  
SUMMARY OF 2007-12 CAPITAL IMPROVEMENT PROGRAM  
By Source of Funds  
(In Thousands)**

<b>Source of Funds</b>	<b>2007-08</b>	<b>2008-09</b>	<b>2009-10</b>	<b>2010-11</b>	<b>2011-12</b>	<b>5-Year Total</b>
<b>Operating Funds:</b>						
General Funds	\$ 15,106	\$ 6,932	\$ 5,675	\$ 4,302	\$ 3,302	\$ 35,317
Parks and Preserves	119,116	36,984	13,301	-	-	169,401
Transit 2000	42,920	42,386	50,488	54,054	28,139	217,987
Development Services	25	89	250	134	-	498
Capital Construction	28,415	20,175	22,135	22,556	22,919	116,200
Arizona Highway Users	96,358	71,868	77,901	82,467	84,747	413,341
Public Transit	15,428	3,037	8,675	8,488	34,249	69,877
Community Reinvestment	6,547	1,130	2,000	2,000	2,000	13,677
Community Development Block Grants (CDBG)	3,672	600	600	600	200	5,672
HOPE Grant	8,325	1,347	-	-	-	9,672
Other Restricted	1,363	-	-	-	-	1,363
Grant Funds	9,485	-	-	-	-	9,485
<b>Enterprise Funds:</b>						
Aviation	34,320	122,942	53,000	34,706	76,901	321,869
Water	68,678	93,827	78,993	113,286	98,518	453,302
Wastewater	45,652	39,190	40,391	56,779	42,276	224,288
Solid Waste	5,674	3,073	3,643	3,680	3,214	19,284
Convention Center	39,830	5,848	4,728	4,600	4,550	59,556
<b>Total Operating Funds</b>	<b>\$ 540,914</b>	<b>\$ 449,428</b>	<b>\$ 361,780</b>	<b>\$ 387,652</b>	<b>\$ 401,015</b>	<b>\$ 2,140,789</b>
<b>Bond Funds:</b>						
<b>Property Tax Supported:</b>						
2006 Various Purpose	\$ 160,727	\$ 191,080	\$ 168,273	\$ 158,728	\$ -	\$ 678,808
2001 Various Purpose	78,742	-	817	-	-	79,559
1989 Historic Preservation	217	-	-	-	-	217
1988 Various Purpose	2,684	-	-	-	-	2,684
<b>Revenue Supported:</b>						
1981 Various Purpose	6,825	-	-	-	-	6,825
<b>Non-Profit Corporation Bonds:</b>						
Aviation	258,089	493,508	132,887	190,807	499,701	1,574,992
Convention Center	19,727	-	-	-	-	19,727
Solid Waste	32,465	13,090	15,695	16,224	4,500	81,974
Transit 2000	176,591	33,500	14,000	-	-	224,091
Wastewater	239,417	48,560	98,726	15,152	93,304	495,159
Water	267,304	163,784	162,310	23,332	99,455	716,185
Other	28,222	1,268	792	-	-	30,282
<b>Total Bond Funds</b>	<b>\$ 1,271,010</b>	<b>\$ 944,790</b>	<b>\$ 593,500</b>	<b>\$ 404,243</b>	<b>\$ 696,960</b>	<b>\$ 3,910,503</b>
<b>Other Capital Sources:</b>						
Impact Fees	\$ 138,088	\$ 17,145	\$ 500	\$ 5,000	\$ -	\$ 160,733
Passenger Facility Charge	83,473	15,784	7,038	16,572	112,995	235,862
<b>Other Cities' Share -</b>						
SROG and Val Vista	95,942	46,822	23,361	17,719	32,381	216,225
Solid Waste Remediation	3,023	1,218	1,520	1,156	1,668	8,585
Capital Grants	82,646	35,073	57,300	38,576	33,537	247,132
Federal, State and Other Participation	19,788	2,535	7,881	18,454	24,295	72,953
Parks Capital Gifts	1,068	-	-	-	-	1,068
Private Participation	3,750	2,000	876	-	-	6,626
Capital Reserves	15,064	20,438	-	-	-	35,502
Other Capital	2,222	-	-	-	-	2,222
<b>Total Other Capital Sources</b>	<b>\$ 445,064</b>	<b>\$ 141,015</b>	<b>\$ 98,476</b>	<b>\$ 97,477</b>	<b>\$ 204,876</b>	<b>\$ 986,908</b>
<b>TOTAL SOURCES</b>	<b>\$ 2,256,988</b>	<b>\$ 1,535,233</b>	<b>\$ 1,053,756</b>	<b>\$ 889,372</b>	<b>\$ 1,302,851</b>	<b>\$ 7,038,200</b>

**SCHEDULE 3**  
**SUMMARY OF 2007-12 CAPITAL IMPROVEMENT PROGRAM**  
**FINANCED FROM OPERATING FUNDS**  
(In Thousands)

	2007-08	2008-09	2009-10	2010-11	2011-12	Total
Arts and Cultural Facilities	\$ 850	\$ -	\$ -	\$ -	\$ -	\$ 850
Aviation	34,348	122,602	52,047	34,195	76,902	320,094
Economic Development	6,210	1,130	2,000	2,000	2,000	13,340
Energy Conservation	1,575	1,250	1,388	1,450	1,450	7,113
Facilities Management	23,440	8,952	7,194	5,864	5,352	50,802
Historic Preservation	129	-	-	-	-	129
HOPE	9,325	1,347	-	-	-	10,672
Housing	2,400	200	200	200	200	3,200
Information Technology	-	809	2,770	1,217	-	4,796
Libraries	295	200	200	200	200	1,095
Neighborhood Services	2,539	400	400	400	-	3,739
Parks, Recreation and Mountain Preserves	119,858	36,984	13,301	-	-	170,143
Phoenix Convention Center	40,283	5,878	4,621	4,888	4,350	60,020
Public Transit	66,643	45,424	59,163	62,542	62,387	296,159
Solid Waste Disposal	5,284	3,032	3,530	3,619	3,214	18,679
Street Transportation and Drainage	114,203	89,043	97,036	102,023	104,666	506,971
Wastewater	45,152	38,720	39,614	56,224	41,976	221,686
Water	68,380	93,457	78,316	112,830	98,318	451,301
<b>Total</b>	<b>\$ 540,914</b>	<b>\$ 449,428</b>	<b>\$ 361,780</b>	<b>\$ 387,652</b>	<b>\$ 401,015</b>	<b>\$ 2,140,789</b>
<b>Source of Funds</b>						
<b>General Funds:</b>						
General	\$ 14,811	\$ 6,732	\$ 5,475	\$ 4,102	\$ 3,102	\$ 34,222
Library	295	200	200	200	200	1,095
<b>Total General Funds</b>	<b>\$ 15,106</b>	<b>\$ 6,932</b>	<b>\$ 5,675</b>	<b>\$ 4,302</b>	<b>\$ 3,302</b>	<b>\$ 35,317</b>
<b>Special Revenue Funds:</b>						
Parks and Preserves	\$ 119,116	\$ 36,984	\$ 13,301	\$ -	\$ -	\$ 169,401
Transit 2000	42,920	42,386	50,488	54,054	28,139	217,987
Development Services	25	89	250	134	-	498
Capital Construction	28,415	20,175	22,135	22,556	22,919	116,200
Arizona Highway Users	96,358	71,868	77,901	82,467	84,747	413,341
Public Transit	15,428	3,037	8,675	8,488	34,249	69,877
Community Reinvestment	6,547	1,130	2,000	2,000	2,000	13,677
Community Development Block Grants (CDBG)	3,672	600	600	600	200	5,672
HOPE Grant	8,325	1,347	-	-	-	9,672
Other Restricted	1,363	-	-	-	-	1,363
Grant Funds	9,485	-	-	-	-	9,485
<b>Total Special Revenue Funds</b>	<b>\$ 331,654</b>	<b>\$ 177,616</b>	<b>\$ 175,350</b>	<b>\$ 170,299</b>	<b>\$ 172,254</b>	<b>\$ 1,027,173</b>
<b>Enterprise Funds:</b>						
Aviation	\$ 34,320	\$ 122,942	\$ 53,000	\$ 34,706	\$ 76,901	\$ 321,869
Water	68,678	93,827	78,993	113,286	98,518	453,302
Wastewater	45,652	39,190	40,391	56,779	42,276	224,288
Solid Waste	5,674	3,073	3,643	3,680	3,214	19,284
Convention Center	39,830	5,848	4,728	4,600	4,550	59,556
<b>Total Enterprise Funds</b>	<b>\$ 194,154</b>	<b>\$ 264,880</b>	<b>\$ 180,755</b>	<b>\$ 213,051</b>	<b>\$ 225,459</b>	<b>\$ 1,078,299</b>
<b>Total Operating Funds</b>	<b>\$ 540,914</b>	<b>\$ 449,428</b>	<b>\$ 361,780</b>	<b>\$ 387,652</b>	<b>\$ 401,015</b>	<b>\$ 2,140,789</b>

**2007-2012 CAPITAL IMPROVEMENT PROGRAM**

**SCHEDULE 4  
SUMMARY OF 2007-12 CAPITAL IMPROVEMENT PROGRAM  
FINANCED FROM BOND FUNDS  
(In Thousands)**

	2007-08	2008-09	2009-10	2010-11	2011-12	Total
Arts and Cultural Facilities	\$ 25,338	\$ 10,327	\$ 28	\$ 238	\$ -	\$ 35,931
Aviation	264,913	493,508	132,887	190,807	499,701	1,581,816
Economic Development	21,280	38,790	10,830	8,230	-	79,130
Facilities Management	2,444	4,494	6,669	9,114	-	22,721
Fire Protection	24,121	14,800	20,103	19,197	-	78,221
Freeway Mitigation	5,157	-	-	-	-	5,157
Historic Preservation	5,488	3,085	1,730	3,055	-	13,358
HOPE	1,797	670	3,363	858	-	6,688
Housing	9,373	4,550	8,347	8,973	-	31,243
Human Services	13,568	5,400	6,000	5,900	-	30,868
Information Technology	13,706	8,742	7,157	5,016	-	34,621
Libraries	17,065	5,067	3,287	8,731	-	34,150
Neighborhood Services	12,760	7,450	7,450	7,720	-	35,380
Parks, Recreation and Mountain Preserves	63,294	20,424	21,409	20,145	-	125,272
Phoenix Convention Center	21,627	6,508	7,881	5,374	-	41,390
Police Protection	31,624	22,725	35,210	18,619	-	108,178
Public Transit	179,071	33,500	14,000	-	-	226,571
Solid Waste	28,497	13,090	15,695	16,224	4,500	78,006
Street Transportation and Drainage	26,304	39,316	30,418	37,558	-	133,596
Wastewater	232,161	47,732	98,726	15,152	93,304	487,075
Water	271,422	164,612	162,310	23,332	99,455	721,131
<b>Total</b>	<b>\$ 1,271,010</b>	<b>\$ 944,790</b>	<b>\$ 593,500</b>	<b>\$ 404,243</b>	<b>\$ 696,960</b>	<b>\$ 3,910,503</b>

**Source of Funds**

<b>Property Tax Supported:</b>						
2006 Various Purpose	\$ 160,727	\$ 191,080	\$ 168,273	\$ 158,728	\$ -	\$ 678,808
2001 Various Purpose	78,742	-	817	-	-	79,559
1989 Historic Preservation	217	-	-	-	-	217
1988 Various Purpose	2,684	-	-	-	-	2,684
<b>Revenue Supported:</b>						
1981 Various Purpose	6,825	-	-	-	-	6,825
<b>Non-Profit Corporation Bonds</b>						
Aviation	258,089	493,508	132,887	190,807	499,701	1,574,992
Convention Center	19,727	-	-	-	-	19,727
Solid Waste	32,465	13,090	15,695	16,224	4,500	81,974
Transit 2000	176,591	33,500	14,000	-	-	224,091
Wastewater	239,417	48,560	98,726	15,152	93,304	495,159
Water	267,304	163,784	162,310	23,332	99,455	716,185
Other	28,222	1,268	792	-	-	30,282
<b>Total Bond Funds</b>	<b>\$ 1,271,010</b>	<b>\$ 944,790</b>	<b>\$ 593,500</b>	<b>\$ 404,243</b>	<b>\$ 696,960</b>	<b>\$ 3,910,503</b>

**2007-2012 CAPITAL IMPROVEMENT PROGRAM**

**SCHEDULE 5  
SUMMARY OF 2007-12 CAPITAL IMPROVEMENT PROGRAM  
FINANCED FROM OTHER CAPITAL FUNDS  
(In Thousands)**

	2007-08	2008-09	2009-10	2010-11	2011-12	Total
Aviation	\$ 135,997	\$ 34,431	\$ 15,745	\$ 19,836	\$ 116,688	\$ 322,697
Facilities Management	1,500	-	-	-	-	1,500
Fire Protection	4,953	-	-	-	-	4,953
Housing	12,201	3,531	3,362	3,157	2,949	25,200
Libraries	4,484	2,233	-	-	-	6,717
Parks, Recreation and Mountain Preserves	59,904	500	500	-	-	60,904
Phoenix Convention Center	-	-	876	-	-	876
Police	4,783	-	-	-	-	4,783
Public Transit	22,496	13,333	45,231	32,155	26,895	140,110
Solid Waste Disposal	3,023	1,218	1,520	1,156	1,668	8,585
Street Transportation and Drainage	55,506	26,746	7,881	18,454	24,295	132,882
Wastewater	111,061	27,878	21,397	16,158	28,934	205,428
Water	29,156	31,145	1,964	6,561	3,447	72,273
<b>Total</b>	<b>\$ 445,064</b>	<b>\$ 141,015</b>	<b>\$ 98,476</b>	<b>\$ 97,477</b>	<b>\$ 204,876</b>	<b>\$ 986,908</b>

**Source of Funds**

Impact Fees	\$ 138,088	\$ 17,145	\$ 500	\$ 5,000	\$ -	\$ 160,733
Passenger Facility Charge	83,473	15,784	7,038	16,572	112,995	235,862
Other Cities' Share - SROG and Val Vista	95,942	46,822	23,361	17,719	32,381	216,225
Solid Waste Remediation	3,023	1,218	1,520	1,156	1,668	8,585
Capital Grants	82,646	35,073	57,300	38,576	33,537	247,132
Federal, State and Other Participation	19,788	2,535	7,881	18,454	24,295	72,953
Parks Capital Gifts	1,068	-	-	-	-	1,068
Private Participation	3,750	2,000	876	-	-	6,626
Capital Reserves	15,064	20,438	-	-	-	35,502
Other Capital	2,222	-	-	-	-	2,222
<b>Total Other Capital Funds</b>	<b>\$ 445,064</b>	<b>\$ 141,015</b>	<b>\$ 98,476</b>	<b>\$ 97,477</b>	<b>\$ 204,876</b>	<b>\$ 986,908</b>

**SCHEDULE 6****SUMMARY OF 2007-12 CAPITAL IMPROVEMENT PROGRAM  
PROJECTS FUNDED BY IMPACT FEES****Northern Area Including: Deer Valley, Desert View and North Gateway-\$77,592,000*****Libraries***

- North Gateway Branch Library (\$1,242,000) – Funding available to acquire land for a new branch library in the North Gateway Area in 2007-08.
- Desert View Branch Library (\$1,081,000) – Funding available to acquire land for a new branch library in the Desert View area in 2007-08.
- Agave Regional Branch Library (\$600,000) – Partial funding to complete the new regional branch library in the Adobe Mountain area in 2007-08.

***Parks, Recreation and Mountain Preserves***

- Park Sites (\$1,404,000) – Acquire land in 2007-08 for future park development in the Desert View area.
- Park Sites (\$11,360,000) – Acquire land in 2007-08 for future park development in the North Gateway area.
- Sonoran Foothills Land (\$893,000) – Acquire land in 2007-08 for the Sonoran Foothills area.
- Tramonto Open Space Land (\$2,000,000) – Acquire 343 acres of land north of the Carefree Highway and east of 27<sup>th</sup> Avenue in the years 2007-08 through 2009-10.
- Open Space Land (\$4,866,000) – Acquire open space preserve land in 2007-08 for the Northern areas.
- Land Purchase (\$2,081,000) – Acquire 100 acres of park land in 2007-08 by the I-17 Freeway between Dove Valley and Lone Mountain Roads.
- Land Purchase (\$2,056,000) – Acquire 85 acres of park land in 2007-08 around 24<sup>th</sup> Avenue between Lone Mountain Road and Dixileta Drive.
- Land Purchase (\$2,000,000) – Acquire 55 acres of park land in the area of Deer Valley Road and Tatum Boulevard in 2007-08.
- Trailhead (\$40,000) – Construct a trailhead in 2007-08 at Dynamite Mountain Ranch.
- Deem Hills Park (\$45,000) – Complete improvements at Deem Hills Park in 2007-08 located at 59<sup>th</sup> Avenue and Jomax Road.
- Reach 11 Recreation Area (\$225,000) and Entry Drive (\$53,000) – Partial funding in 2007-08 to construct park improvements and to complete the Deer Valley Road entrance to the park.
- CaveCreek/Tatum (\$502,000) – Partial funding in 2007-08 to complete the construction of a park at Cave Creek Road and Tatum Boulevard.
- Dove Valley Park (\$77,000) – Funding in 2007-08 to complete the initial park development at 44<sup>th</sup> Street and Dove Valley Road.

**SCHEDULE 6 (continued)****SUMMARY OF 2007-12 CAPITAL IMPROVEMENT PROGRAM  
PROJECTS FUNDED BY IMPACT FEES*****Police Protection***

- Police Station (\$2,350,000) – Partial funding toward design and construction of the Northeast Cave Creek Precinct station in 2007-08.

***Street Transportation and Drainage***

- Deer Valley Drive (\$71,000) – Funding to complete street improvements for Deer Valley Drive 40<sup>th</sup> Street to Black Mountain Parkway programmed in 2007-08 and 2008-09.
- Black Mountain Parkway (\$46,000) – Funding in 2007-08 and 2008-09 to complete right-of-way acquisition for one mile of street; Black Mountain Parkway, Deer Valley to Pinnacle Peak Roads.
- 64<sup>th</sup> Street Mayo Blvd (\$2,400,000) – Partial funding to acquire land and construct one mile of street programmed in 2007-08 through 2009-10.
- Street Development (\$9,903,000) – Complete major streets as needs are determined in the Desert View, Deer Valley and North Gateway areas in 2007-08.

***Wastewater***

- Treatment Plant Expansion (\$1,003,000) – Partial funding in 2007-08 for expansion of the 91<sup>st</sup> Avenue Wastewater Treatment Plant.
- Sewer Construction (\$9,124,000) – Partial funding for regional sewers in the Desert View, North Gateway and Deer Valley areas programmed in 2007-08.

***Water***

- Reservoir (\$3,000,000) – Partial funding in 2010-11 for the construction of a 10 MG Reservoir at 56<sup>th</sup> Street and Pinnacle Peak Road.
- Water Main Construction (\$2,000,000) – Partial funding in 2010-11 for the construction of a 36 inch water main to the reservoir at 56<sup>th</sup> Street and Pinnacle Peak Road.
- Water Main Construction (\$16,500,000) – Partial funding in 2007-08 for the construction of water mains in the Desert View, North Gateway and Deer Valley areas.
- Desert View Zone 5 (\$670,000) – Funding in 2007-08 for the purchase of the right of way for the Desert View Zone 5 water transmission main.

**SCHEDULE 6 (continued)****SUMMARY OF 2007-12 CAPITAL IMPROVEMENT PROGRAM  
PROJECTS FUNDED BY IMPACT FEES****Southern Area Including; Ahwatukee, Estrella and Laveen - \$83,141,000*****Facilities Management***

- Service Center (\$1,500,000) – Partial funding to construct offsites at the Estrella Service Center programmed in 2007-08.

***Fire Protection***

- Fire Station 62 (\$2,063,000) – Funding available in 2007-08 for construction of Fire Station 62 at 99<sup>th</sup> Avenue and Lower Buckeye Road.
- Fire Station 57 (\$390,000) – Funding in 2007-08 to complete Fire Station 57 at 15th Avenue and Dobbins Road.

***Libraries***

- Estrella Branch Library (\$3,291,000) – Design and construct a new branch library in the Estrella area programmed in 2007-08 and 2008-09.
- Cesar Chavez Regional Branch Library (\$100,000) – Partial funding in 2007-08 to complete the regional branch library.
- West Ahwatukee Branch Library (\$403,000) – Funding available to acquire a site for new branch library in the West Ahwatukee area programmed in 2007-08.

***Park, Recreation and Mountain Preserves***

- Park Sites (\$4,684,000) – Acquire land in 2007-08 for future park development in the Estrella and Laveen areas.
- Park Sites (\$1,982,000) – Acquire land in 2007-08 for future park development in the West Ahwatukee area.
- 71<sup>st</sup> Avenue/Vineyard Park Site Acquisition (\$30,000) – Acquire land for a park site in Laveen at 71<sup>st</sup> Avenue and Vineyard Road in 2007-08.
- 73<sup>rd</sup> Avenue/Roeser Park Site Acquisition (\$733,000) – Acquire land for a park site in Laveen at 73rd Avenue and Roeser Road in 2007-08.
- 59<sup>th</sup> Avenue/Olney Park site Acquisition (\$3,022,000) – Acquire land for a 40 acre park site at 59<sup>th</sup> Avenue and Olney Drive in 2007-08.
- 99<sup>th</sup> Avenue/Broadway (\$2,276,000) – Acquire land for a park site at 99<sup>th</sup> Avenue and Broadway Road in 2007-08.
- Cesar Chavez Park (\$710,000) and Maintenance Yard (\$56,000) – Partial funding in 2007-08 to complete park improvements and the maintenance yard at Cesar Chavez Park located at 35<sup>th</sup> Avenue and Baseline Road.

**SCHEDULE 6 (continued)****SUMMARY OF 2007-12 CAPITAL IMPROVEMENT PROGRAM  
PROJECTS FUNDED BY IMPACT FEES*****Park, Recreation and Mountain Preserves (continued)***

- Laveen Conveyance Channel (\$1,000,000) – Construct trails and landscaping for six mile conveyance channel from 43<sup>rd</sup> Avenue and Southern to 71<sup>st</sup> Avenue and Baseline Road programmed in 2007-08.
- 71<sup>st</sup> Avenue/Elwood Park Development (\$704,000) – Complete initial development of a 28 acre park site at 71<sup>st</sup> Avenue and Elwood Street in 2007-08.
- 31<sup>st</sup> Avenue/Vineyard Park Improvement (\$420,000) – Construct park improvements in 2007-08 at 31<sup>st</sup> Avenue and Vineyard Road.
- 31<sup>st</sup> Avenue/Roeser Park Development (\$4,268,000) – Initial development of a 40 acre park site at 31<sup>st</sup> Avenue and Roeser Road in 2007-08.
- 47<sup>th</sup> Avenue and Alta Vista Park Development (\$4,800,000) – Develop a neighborhood park at 47<sup>th</sup> Avenue and Alta Vista in 2007-08.
- 99<sup>th</sup> Avenue /Lower Buckeye Park Development (\$200,000) – Funding for design of a park and offsite construction at 99<sup>th</sup> Avenue and Lower Buckeye Road programmed in 2007-08
- 87<sup>th</sup> Avenue and Buckeye Park Development (\$4,639,000) – Funding in 2007-08 to develop a neighborhood park at 87<sup>th</sup> Avenue and Buckeye Road.

***Police Protection***

- Police Station (\$75,000) – Trailing costs to complete the Ahwatukee/Foothills police station programmed in 2007-08.
- Police Station (\$2,358,000) – Partial funding in 2007-08 for design and construction of the Southwest Police Precinct Facility.

***Street Transportation and Drainage***

- 75<sup>th</sup> Avenue Buckeye Rd (\$438,000) – Partial funding to construct a storm drain in the area of 75<sup>th</sup> Avenue, Buckeye Road to Van Buren Street programmed 2007-08 through 2009-10.
- 67<sup>th</sup> Avenue Box Culvert (\$280,000) – Partial funding in 2007-08 to construct a box culvert at 67<sup>th</sup> Avenue and Harrison Street.
- Storm Sewers (\$3,173,000) – Construct major trunk storm sewers as needs are identified in the Estrella area programmed in 2007-08.
- 35<sup>th</sup> Avenue (\$700,000) – Partial funding in 2007-08 to complete one mile of street on 35<sup>th</sup> Avenue, Southern Avenue to Broadway Road.
- Right-of-Way (\$3,240,000) – Partial funding to construct one mile of street, 43<sup>rd</sup> Avenue; Southern Avenue to Broadway Road programmed in 2008-09 and 2009-10.
- Street Development (\$12,179,000) – Construct major streets as needs are identified in the Laveen, Estrella and Ahwatukee areas programmed in 2007-08.

**SCHEDULE 6 (continued)**

**SUMMARY OF 2007-12 CAPITAL IMPROVEMENT PROGRAM  
PROJECTS FUNDED BY IMPACT FEES**

***Wastewater***

- Treatment Plant Expansion (\$431,000) – Partial funding in 2007-08 for expansion of the 91<sup>st</sup> Avenue Wastewater Treatment Plant.
- 107<sup>th</sup> Avenue and Roeser Sewer Lift Station (\$6,415,000) – Partial funding to design and construct a sewer lift station programmed in 2007-08 through 2009-10.
- 75<sup>th</sup> Avenue and Southern Sewer Lift Station (\$1,011,000) – Design and construct additional capacity for the 75<sup>th</sup> Avenue and Southern lift station programmed in 2007-08 and 2008-09.
- Sewer Construction (\$6,580,000) – Partial funding in 2007-08 for regional sewers in the Laveen, Estrella and Ahwatukee areas as needs are identified.

***Water***

- Water Main Construction (\$8,990,000) – Partial funding in 2007-08 and 2008-09 for the construction of water mains in the Ahwatukee, Laveen and Estrella areas as needs are identified.

**2007-2012 CAPITAL IMPROVEMENT PROGRAM**

**SCHEDULE 7  
2007-08 CAPITAL IMPROVEMENT PROGRAM  
RESOURCES AND EXPENDITURES BY CAPITAL FUND  
(In Thousands)**

Capital Fund	RESOURCES			EXPENDITURES	FUND BALANCES		
	Beginning Balance	Projected Revenue*	Total	Estimated Expenditures	Ending Fund Balance	Available for Sale	Funds Available Beyond 6/08
<b>BONDS AND RELATED FUNDS</b>							
<b>2006 Bonds</b>							
Libraries, Senior & Cultural Centers	\$ (5,836)	\$ -	\$ (5,836)	\$ 43,739	\$ (49,575)	\$ 133,797	\$ 84,222
Education	(78,498)	-	(78,498)	19,495	(97,993)	198,700	100,707
Affordable Housing & Neighborhoods	(995)	-	(995)	19,745	(20,740)	85,000	64,260
Parks and Recreation	(3,494)	-	(3,494)	36,987	(40,481)	120,500	80,019
Police, Fire & Homeland Security	(24,289)	-	(24,289)	20,342	(44,631)	177,000	132,369
Police, Fire & City Technology	(1,200)	-	(1,200)	1,000	(2,200)	16,100	13,900
Street and Storm Sewer Improvement	(7,122)	-	(7,122)	19,419	(26,541)	147,400	120,859
<b>2001 Bonds</b>							
Affordable Housing & Homeless Shelter	4,785	-	4,785	4,475	310	-	310
Educational, Youth & Cultural Facilities	1,133	-	1,133	4,986	(3,853)	4,775	922
Environmental Improvement & Cleanup	(3,614)	-	(3,614)	1,439	(5,053)	5,500	447
Fire Protection Facilities & Equipment	(14,508)	-	(14,508)	3,020	(17,528)	18,500	972
Neighborhood Protection & Senior Centers	(523)	-	(523)	11,931	(12,454)	14,560	2,106
New & Improved Libraries	(6,474)	-	(6,474)	6,456	(12,930)	13,300	370
Parks, Open Space & Recreation	1,092	2,300	3,392	15,629	(12,237)	14,500	2,263
Police Protection Facilities & Equipment	(22,158)	-	(22,158)	6,747	(28,905)	30,300	1,395
Police, Fire & Computer Technology	363	-	363	10,459	(10,096)	10,800	704
Preserving Phoenix Heritage	(671)	-	(671)	1,380	(2,051)	2,300	249
Storm Sewers	(8,642)	-	(8,642)	5,330	(13,972)	15,470	1,498
Street Improvements	(25,354)	-	(25,354)	6,890	(32,244)	34,500	2,256
<b>1989 Historic Preservation</b>	296	-	296	217	79	-	79
<b>1988 Bonds</b>							
Affordable Housing & Service Facilities	53	-	53	-	53	-	53
Freeway Mitigation, Neighborhood Stabilization, Slum & Blight Elimination	53	-	53	2,349	(2,296)	2,300	4
Parks, Recreation & Mountain Preserves	28	-	28	25	3	-	3
Police Protection	11	-	11	311	(300)	300	-
Storm Sewers	4	-	4	-	4	-	4
<b>1984 Fire &amp; Police Protection</b>	261	-	261	-	261	-	261
<b>Nonprofit Corporation Bonds</b>							
Aviation	(326,149)	2,747,092	2,420,943	264,913	2,156,030	436,045	2,592,075
Phoenix Convention Center	19,727	-	19,727	19,727	-	-	-
Solid Waste	45,883	-	45,883	32,465	13,418	75,000	88,418
Transit 2000	239,978	-	239,978	176,591	63,387	-	63,387
Wastewater	(207,961)	-	(207,961)	239,417	(447,378)	715,000	267,622
Water	(133,925)	-	(133,925)	267,304	(401,229)	850,000	448,771
Other	(84,281)	-	(84,281)	28,222	(112,503)	116,480	3,977
<b>OTHER FINANCING</b>							
Impact Fees	187,496	-	187,496	138,088	49,408	-	49,408
Passenger/Customer Facility Charge	54,298	395,827	450,125	83,473	366,652	-	366,652
Other Cities' Participation in Joint Ventures	15,022	95,942	110,964	95,942	15,022	-	15,022
Solid Waste Remediation	8,773	-	8,773	3,023	5,750	-	5,750
Capital Grants	48	82,646	82,692	82,646	48	-	48
Federal, State & Other Participation	79,413	-	79,413	19,788	59,625	-	59,625
Capital Gifts	1,235	1,067	2,302	1,068	1,234	-	1,234
Private Participation	2,584	3,750	6,334	3,750	2,584	-	2,584
Capital Reserves	290,014	16,000	306,014	15,064	290,950	-	290,950
Other Capital	23,664	-	23,664	2,222	21,442	-	21,442
<b>TOTAL</b>	<b>\$ 20,518</b>	<b>\$ 3,344,624</b>	<b>\$ 3,365,142</b>	<b>\$ 1,716,074</b>	<b>\$ 1,649,068</b>	<b>\$ 3,238,127</b>	<b>\$ 4,887,195</b>

\* Includes bond proceeds and funds which "pass through" bond funds such as grants, land sales and other agency and private participation.

## Arts and Cultural Facilities

The \$36.8 million Arts and Cultural Facilities program is funded with 2001 and 2006 bonds and miscellaneous contributions. The following projects are planned for bond funding:

- Construct an expansion to the Museo Chicano
- Complete renovation of the Children's Museum of Phoenix
- Complete renovation and expansion of the Phoenix Theatre
- Renovate and expand the Phoenix Art Museum
- Construct upgrades and make ADA improvements to the Arizona Science Center
- Construct a new facility to house Arizona Opera and Ballet Arizona
- Renovate existing Black Theatre Troupe facility
- Renovate Carver Museum
- Address major maintenance, ADA and safety issues at city-owned cultural facilities.

**2007-2012 CAPITAL IMPROVEMENT PROGRAM**

**Arts and Cultural Facilities**  
Capital Improvement Program Summary

<b>Project Summary</b>	<b>2007-08</b>	<b>2008-09</b>	<b>2009-10</b>	<b>2010-11</b>	<b>2011-12</b>	<b>Total</b>
Cultural Facilities	\$ 25,786,998	\$ 10,226,460	\$ 28,000	\$ 235,620	\$ -	\$ 36,277,078
Percent for Art	401,104	100,540	-	2,380	-	504,024
<b>Total</b>	<b>\$ 26,188,102</b>	<b>\$ 10,327,000</b>	<b>\$ 28,000</b>	<b>\$ 238,000</b>	<b>\$ -</b>	<b>\$ 36,781,102</b>
<b>Source of Funds</b>						
<u>Operating Funds</u>						
Contributions by Children's Museum of Phoenix	\$ 850,000	\$ -	\$ -	\$ -	\$ -	\$ 850,000
<u>Bond Funds</u>						
2006 Bonds	\$ 23,088,602	\$ 10,327,000	\$ 28,000	\$ 238,000	\$ -	\$ 33,681,602
2001 Bonds	2,249,500	-	-	-	-	2,249,500
<b>Total Bond Funds</b>	<b>\$ 25,338,102</b>	<b>\$ 10,327,000</b>	<b>\$ 28,000</b>	<b>\$ 238,000</b>	<b>\$ -</b>	<b>\$ 35,931,102</b>
<b>Total Sources of Funds</b>	<b>\$ 26,188,102</b>	<b>\$ 10,327,000</b>	<b>\$ 28,000</b>	<b>\$ 238,000</b>	<b>\$ -</b>	<b>\$ 36,781,102</b>

**City of Phoenix, Arizona**  
**2007-2012 Capital Improvement Program**  
**Arts and Cultural Facilities**

<b>Project No.</b>	<b>Project Title</b>	<b>2007-08</b>	<b>2008-09</b>	<b>2009-10</b>	<b>2010-11</b>	<b>2011-12</b>	<b>Total</b>
<b>AR00000005</b>	<b>MUSEO CHICANO</b>						
		<b>Function: Cultural Facilities</b>			<b>District: 8</b>		
	Construct an expansion to the Museo Chicano facility.						
	Estimated full-year ongoing operating costs:	\$15,000					
	Other	142,680	-	-	-	-	142,680
	Equipment	98,000	-	-	-	-	98,000
	Construction	1,135,779	-	-	-	-	1,135,779
	<b>Project Total</b>	<b>\$1,376,459</b>	<b>-</b>	<b>-</b>	<b>-</b>	<b>-</b>	<b>\$1,376,459</b>
	2001 Educational, Youth and Cultural Facilities Bonds	1,376,459	-	-	-	-	1,376,459
	<b>Funding Total</b>	<b>\$1,376,459</b>	<b>-</b>	<b>-</b>	<b>-</b>	<b>-</b>	<b>\$1,376,459</b>
<b>AR00000006</b>	<b>ARIZONA SCIENCE CENTER</b>						
		<b>Function: Cultural Facilities</b>			<b>District: Citywide</b>		
	Final costs to complete expansion of the Arizona Science Center.						
	Estimated full-year ongoing operating costs:	\$12,000					
	Construction	61,000	-	-	-	-	61,000
	<b>Project Total</b>	<b>\$61,000</b>	<b>-</b>	<b>-</b>	<b>-</b>	<b>-</b>	<b>\$61,000</b>
	2001 Educational, Youth and Cultural Facilities Bonds	61,000	-	-	-	-	61,000
	<b>Funding Total</b>	<b>\$61,000</b>	<b>-</b>	<b>-</b>	<b>-</b>	<b>-</b>	<b>\$61,000</b>
<b>AR00000007</b>	<b>CHILDREN'S MUSEUM OF PHOENIX</b>						
		<b>Function: Cultural Facilities</b>			<b>District: 8</b>		
	Complete design of and construct a facility for the Children's Museum of Phoenix.						
	Estimated full-year ongoing operating costs:	\$250,000					
	Design	57,420	-	-	-	-	57,420
	Construction	1,878,427	-	-	-	-	1,878,427
	<b>Project Total</b>	<b>\$1,935,847</b>	<b>-</b>	<b>-</b>	<b>-</b>	<b>-</b>	<b>\$1,935,847</b>
	Children's Museum of Phoenix	850,000	-	-	-	-	850,000
	2006 Libraries, Youth, Senior & Cultural Facilities Bonds	574,200	-	-	-	-	574,200
	2001 Educational, Youth and Cultural Facilities Bonds	511,647	-	-	-	-	511,647
	<b>Funding Total</b>	<b>\$1,935,847</b>	<b>-</b>	<b>-</b>	<b>-</b>	<b>-</b>	<b>\$1,935,847</b>
<b>AR00000009</b>	<b>ARIZONA OPERA AND BALLET</b>						
		<b>Function: Cultural Facilities</b>			<b>District: 8</b>		
	Construct a new facility to house Arizona Opera and Ballet Arizona.						
	Land Acquisition	1,258,500	-	-	-	-	1,258,500
	Equipment	-	30,000	28,000	-	-	58,000
	Design	1,412,730	-	-	-	-	1,412,730
	Construction	-	3,759,030	-	-	-	3,759,030
	<b>Project Total</b>	<b>\$2,671,230</b>	<b>\$3,789,030</b>	<b>\$28,000</b>	<b>-</b>	<b>-</b>	<b>\$6,488,260</b>
	2006 Libraries, Youth, Senior & Cultural Facilities Bonds	2,671,230	3,789,030	28,000	-	-	6,488,260
	<b>Funding Total</b>	<b>\$2,671,230</b>	<b>\$3,789,030</b>	<b>\$28,000</b>	<b>-</b>	<b>-</b>	<b>\$6,488,260</b>
<b>AR00000010</b>	<b>BLACK THEATRE TROUPE</b>						
		<b>Function: Cultural Facilities</b>			<b>District: 7</b>		
	Renovate existing facility.						
	Equipment	342,000	-	-	-	-	342,000
	Design	551,210	-	-	-	-	551,210
	Construction	1,380,060	-	-	-	-	1,380,060
	<b>Project Total</b>	<b>\$2,273,270</b>	<b>-</b>	<b>-</b>	<b>-</b>	<b>-</b>	<b>\$2,273,270</b>
	2006 Libraries, Youth, Senior & Cultural Facilities Bonds	2,273,270	-	-	-	-	2,273,270
	<b>Funding Total</b>	<b>\$2,273,270</b>	<b>-</b>	<b>-</b>	<b>-</b>	<b>-</b>	<b>\$2,273,270</b>

**City of Phoenix, Arizona**  
**2007-2012 Capital Improvement Program**  
**Arts and Cultural Facilities**

<b>Project No.</b>	<b>Project Title</b>	<b>2007-08</b>	<b>2008-09</b>	<b>2009-10</b>	<b>2010-11</b>	<b>2011-12</b>	<b>Total</b>
<b>AR0000011</b>	<b>PHOENIX THEATRE RENOVATION AND EXPANSION</b> Function: Cultural Facilities						
	Renovate existing main stage facility and construct new multi-purpose performance facility.						
	Equipment	276,000	243,000	-	-	-	519,000
	Design	2,585,880	-	-	-	-	2,585,880
	Construction	3,865,950	2,635,380	-	-	-	6,501,330
	<b>Project Total</b>	<b>\$6,727,830</b>	<b>\$2,878,380</b>	-	-	-	<b>\$9,606,210</b>
	2006 Libraries, Youth, Senior & Cultural Facilities Bonds	6,727,830	2,878,380	-	-	-	9,606,210
	<b>Funding Total</b>	<b>\$6,727,830</b>	<b>\$2,878,380</b>	-	-	-	<b>\$9,606,210</b>
<b>AR0000012</b>	<b>CARVER MUSEUM RENOVATION - PHASE II</b> Function: Cultural Facilities						
	Renovate existing facility.						
	Design	518,480	-	-	-	-	518,480
	Construction	2,340,360	-	-	-	-	2,340,360
	<b>Project Total</b>	<b>\$2,858,840</b>	-	-	-	-	<b>\$2,858,840</b>
	2006 Libraries, Youth, Senior & Cultural Facilities Bonds	2,858,840	-	-	-	-	2,858,840
	<b>Funding Total</b>	<b>\$2,858,840</b>	-	-	-	-	<b>\$2,858,840</b>
<b>AR0000013</b>	<b>CULTURAL FACILITIES MAJOR MAINTENANCE</b> Function: Cultural Facilities						
	Address major maintenance, ADA and safety issues at city-owned cultural facilities.						
	Construction	-	2,848,240	-	186,120	-	3,034,360
	<b>Project Total</b>	-	<b>\$2,848,240</b>	-	<b>\$186,120</b>	-	<b>\$3,034,360</b>
	2006 Libraries, Youth, Senior & Cultural Facilities Bonds	-	2,848,240	-	186,120	-	3,034,360
	<b>Funding Total</b>	-	<b>\$2,848,240</b>	-	<b>\$186,120</b>	-	<b>\$3,034,360</b>
<b>AR0000014</b>	<b>PHOENIX ART MUSEUM RENOVATION &amp; EXPANSION</b> Function: Cultural Facilities						
	Upgrade galleries and construct a new community meeting room.						
	Equipment	24,000	-	-	-	-	24,000
	Design	573,502	-	-	-	-	573,502
	Construction	2,780,910	-	-	-	-	2,780,910
	<b>Project Total</b>	<b>\$3,378,412</b>	-	-	-	-	<b>\$3,378,412</b>
	2006 Libraries, Youth, Senior & Cultural Facilities Bonds	3,378,412	-	-	-	-	3,378,412
	<b>Funding Total</b>	<b>\$3,378,412</b>	-	-	-	-	<b>\$3,378,412</b>
<b>AR0000015</b>	<b>CHICANOS POR LA CAUSA</b> Function: Cultural Facilities						
	Renovate the Santa Rita Hall building as a cultural center.						
	Construction	-	-	-	49,500	-	49,500
	<b>Project Total</b>	-	-	-	<b>\$49,500</b>	-	<b>\$49,500</b>
	2006 Libraries, Youth, Senior & Cultural Facilities Bonds	-	-	-	49,500	-	49,500
	<b>Funding Total</b>	-	-	-	<b>\$49,500</b>	-	<b>\$49,500</b>

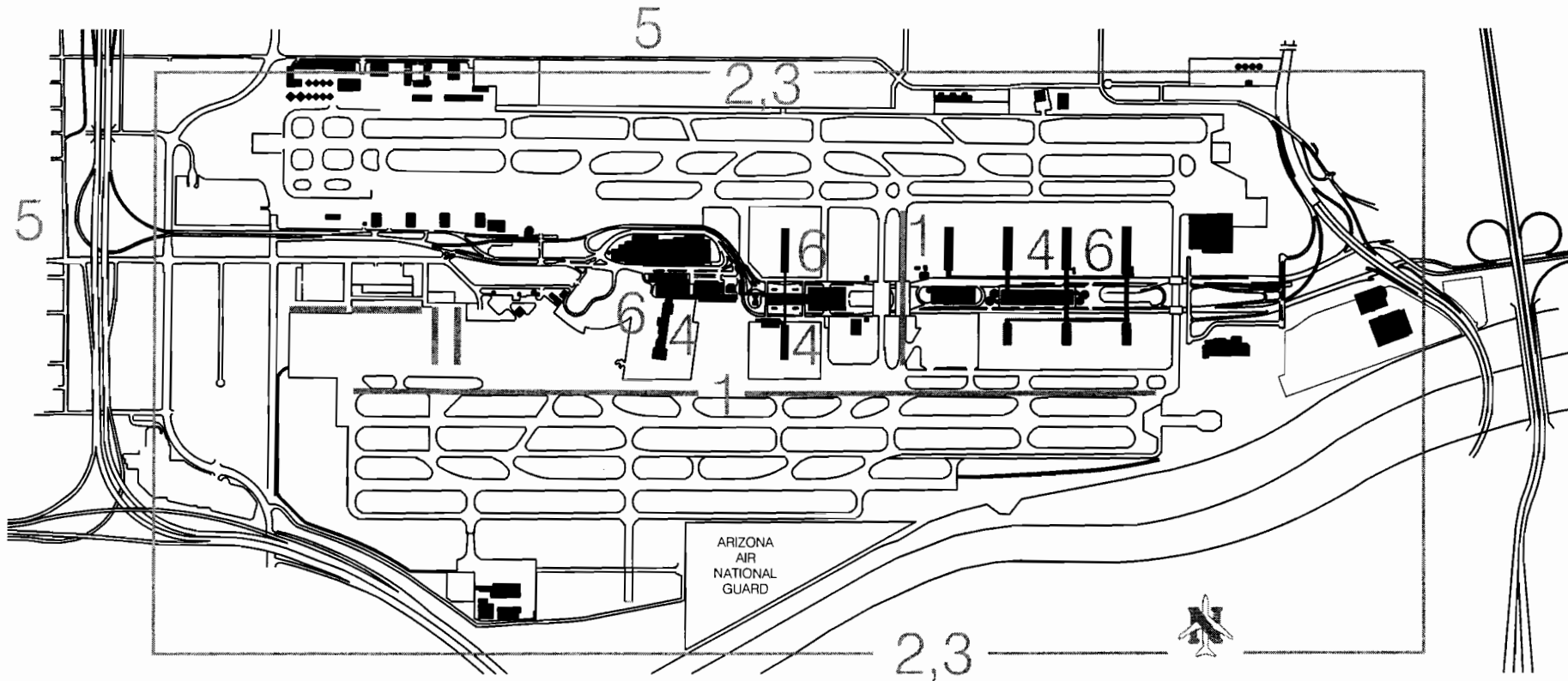
**City of Phoenix, Arizona**  
**2007-2012 Capital Improvement Program**  
**Arts and Cultural Facilities**

<b>Project No.</b>	<b>Project Title</b>	<b>2007-08</b>	<b>2008-09</b>	<b>2009-10</b>	<b>2010-11</b>	<b>2011-12</b>	<b>Total</b>
<b>AR00000016</b>	<b>MAJOR MAINTENANCE PHOENIX THEATER</b>						
	Address electrical and acoustical needs.						
	Design	102,610	-	-	-	-	102,610
	<b>Project Total</b>	<b>\$102,610</b>	<b>-</b>	<b>-</b>	<b>-</b>	<b>-</b>	<b>\$102,610</b>
	2006 Libraries, Youth, Senior & Cultural Facilities Bonds	102,610	-	-	-	-	102,610
	<b>Funding Total</b>	<b>\$102,610</b>	<b>-</b>	<b>-</b>	<b>-</b>	<b>-</b>	<b>\$102,610</b>
<b>AR00000018</b>	<b>ARIZONA SCIENCE CENTER REMODEL</b>						
	Address ADA issues.						
	Design	140,580	-	-	-	-	140,580
	Construction	4,165,920	710,810	-	-	-	4,876,730
	<b>Project Total</b>	<b>\$4,306,500</b>	<b>\$710,810</b>	<b>-</b>	<b>-</b>	<b>-</b>	<b>\$5,017,310</b>
	2006 Libraries, Youth, Senior & Cultural Facilities Bonds	4,306,500	710,810	-	-	-	5,017,310
	<b>Funding Total</b>	<b>\$4,306,500</b>	<b>\$710,810</b>	<b>-</b>	<b>-</b>	<b>-</b>	<b>\$5,017,310</b>
<b>EP64520713</b>	<b>PHOENIX ART MUSEUM - ASBESTOS AND LEAD PAINT</b>						
	Remove asbestos and lead-based paint in the Phoenix Art Museum.						
	Land Acquisition	70,000	-	-	-	-	70,000
	<b>Project Total</b>	<b>\$70,000</b>	<b>-</b>	<b>-</b>	<b>-</b>	<b>-</b>	<b>\$70,000</b>
	2001 Environmental Protection & Pollution Clean-up Bonds	70,000	-	-	-	-	70,000
	<b>Funding Total</b>	<b>\$70,000</b>	<b>-</b>	<b>-</b>	<b>-</b>	<b>-</b>	<b>\$70,000</b>
<b>EP64520807</b>	<b>PHOENIX THEATRE - ASBESTOS ABATEMENT</b>						
	Asbestos removal for the renovation of the Phoenix Theatre.						
	Land Acquisition	15,000	-	-	-	-	15,000
	<b>Project Total</b>	<b>\$15,000</b>	<b>-</b>	<b>-</b>	<b>-</b>	<b>-</b>	<b>\$15,000</b>
	2001 Environmental Protection & Pollution Clean-up Bonds	15,000	-	-	-	-	15,000
	<b>Funding Total</b>	<b>\$15,000</b>	<b>-</b>	<b>-</b>	<b>-</b>	<b>-</b>	<b>\$15,000</b>
<b>EP64520811</b>	<b>PHOENIX THEATRE SCENE SHOP - ASBESTOS AND LEAD PAINT</b>						
	Remove asbestos and lead-based paint at the Phoenix Theatre Scene Shop.						
	Land Acquisition	10,000	-	-	-	-	10,000
	<b>Project Total</b>	<b>\$10,000</b>	<b>-</b>	<b>-</b>	<b>-</b>	<b>-</b>	<b>\$10,000</b>
	2001 Environmental Protection & Pollution Clean-up Bonds	10,000	-	-	-	-	10,000
	<b>Funding Total</b>	<b>\$10,000</b>	<b>-</b>	<b>-</b>	<b>-</b>	<b>-</b>	<b>\$10,000</b>

**City of Phoenix, Arizona**  
**2007-2012 Capital Improvement Program**  
**Arts and Cultural Facilities**

<b>Project No.</b>	<b>Project Title</b>	<b>2007-08</b>	<b>2008-09</b>	<b>2009-10</b>	<b>2010-11</b>	<b>2011-12</b>	<b>Total</b>
<b>AR4500001</b>	<b>CULTURAL FACILITIES - PERCENT FOR ART</b>						
	Acquire artwork for Cultural Facilities bond projects.						
	Equipment	14,000	-	-	-	-	14,000
	Construction	133,540	100,540	-	2,380	-	236,460
	<b>Project Total</b>	<b>\$147,540</b>	<b>\$100,540</b>	<b>-</b>	<b>\$2,380</b>	<b>-</b>	<b>\$250,460</b>
	2006 Libraries, Youth, Senior & Cultural Facilities Bonds	133,540	100,540	-	2,380	-	236,460
	2001 Educational, Youth and Cultural Facilities Bonds	14,000	-	-	-	-	14,000
	<b>Funding Total</b>	<b>\$147,540</b>	<b>\$100,540</b>	<b>-</b>	<b>\$2,380</b>	<b>-</b>	<b>\$250,460</b>
<b>AR4500002</b>	<b>PHOENIX ART MUSEUM PERCENT FOR ART</b>						
	Commission a work of art in conjunction with the renovation and expansion of the art museum facility.						
	Construction	12,000	-	-	-	-	12,000
	<b>Project Total</b>	<b>\$12,000</b>	<b>-</b>	<b>-</b>	<b>-</b>	<b>-</b>	<b>\$12,000</b>
	2006 Libraries, Youth, Senior & Cultural Facilities Bonds	9,750	-	-	-	-	9,750
	2001 Educational, Youth and Cultural Facilities Bonds	2,250	-	-	-	-	2,250
	<b>Funding Total</b>	<b>\$12,000</b>	<b>-</b>	<b>-</b>	<b>-</b>	<b>-</b>	<b>\$12,000</b>
<b>AR4500004</b>	<b>ARIZONA SCIENCE CENTER - PERCENT FOR ART</b>						
	Select an artist or team to create artwork for the Arizona Science Center.						
	Construction	118,500	-	-	-	-	118,500
	<b>Project Total</b>	<b>\$118,500</b>	<b>-</b>	<b>-</b>	<b>-</b>	<b>-</b>	<b>\$118,500</b>
	2001 Parks, Recreation & Open Space Bonds	118,500	-	-	-	-	118,500
	<b>Funding Total</b>	<b>\$118,500</b>	<b>-</b>	<b>-</b>	<b>-</b>	<b>-</b>	<b>\$118,500</b>
<b>AR4500005</b>	<b>PHOENIX THEATER - PERCENT FOR ART</b>						
	Commission artwork in conjunction with the renovation and expansion of the theater facility.						
	Construction	72,980	-	-	-	-	72,980
	<b>Project Total</b>	<b>\$72,980</b>	<b>-</b>	<b>-</b>	<b>-</b>	<b>-</b>	<b>\$72,980</b>
	2006 Libraries, Youth, Senior & Cultural Facilities Bonds	52,420	-	-	-	-	52,420
	2001 Educational, Youth and Cultural Facilities Bonds	20,560	-	-	-	-	20,560
	<b>Funding Total</b>	<b>\$72,980</b>	<b>-</b>	<b>-</b>	<b>-</b>	<b>-</b>	<b>\$72,980</b>
<b>AR4500006</b>	<b>CHILDREN'S MUSEUM OF PHOENIX - PERCENT FOR ART</b>						
	Develop a public art project for the museum.						
	Construction	50,084	-	-	-	-	50,084
	<b>Project Total</b>	<b>\$50,084</b>	<b>-</b>	<b>-</b>	<b>-</b>	<b>-</b>	<b>\$50,084</b>
	2001 Educational, Youth and Cultural Facilities Bonds	50,084	-	-	-	-	50,084
	<b>Funding Total</b>	<b>\$50,084</b>	<b>-</b>	<b>-</b>	<b>-</b>	<b>-</b>	<b>\$50,084</b>

# SKY HARBOR INTERNATIONAL AIRPORT



- 1 - RUNWAY & TAXIWAY IMPROVEMENTS
- 2 - INTRUDER PERIMETER FENCE
- 3 - NOISE MITIGATION EFFORTS - PHASE 4

- 4 - IN-LINE EDS
- 5 - LAND ACQUISITION (NORTH, WEST)
- 6 - TERMINAL CHECKPOINT UPGRADES

## Aviation

The Aviation program totals \$2.2 billion. Projects for Phoenix Sky Harbor International Airport and the two satellite airports, Phoenix Deer Valley and Phoenix Goodyear are included in the Aviation program. The Aviation program is funded with Aviation operating revenue, federal grant funds, Aviation non-profit corporation bonds, and Passenger and Customer Facility Charge funds. The projects and funding included in this Aviation program are consistent with the recently adopted Airport Development Plan.

Major improvements planned for Sky Harbor International Airport include the following:

- Design and begin construction of a new West Terminal
- Develop airport expansion infrastructure
- Design and construct an automated train and related Light Rail station
- Reconstruct and expand taxiways
- Acquire and maintain properties for the Community Noise Reduction Program, the automated train and a light rail station
- Complete various development studies and consultant services
- Upgrade electrical system and expand Terminal 3 checkpoints
- Rehabilitate Terminal 4
- Expand and improve roadways
- Purchase additional buses and improve parking facilities
- Install intruder alarm and implement other security improvements

The Aviation program also includes taxiway, ramp and hangar improvements at the Phoenix Deer Valley, Goodyear and Williams Gateway airports and construction of an administrative office facility.

**2007-2012 CAPITAL IMPROVEMENT PROGRAM**

**Aviation**  
Capital Improvement Program Summary

<b>Project Summary</b>	<b>2007-08</b>	<b>2008-09</b>	<b>2009-10</b>	<b>2010-11</b>	<b>2011-12</b>	<b>Total</b>
Air Cargo Facilities	\$ -	\$ -	\$ 119,000	\$ 122,000	\$ 126,000	\$ 367,000
Executive Aircraft Facilities	2,000,000	-	-	-	-	2,000,000
Fire Station	1,500,000	-	-	-	-	1,500,000
Infrastructure	5,950,000	3,562,000	2,825,000	2,912,000	3,003,000	18,252,000
Land Acquisition	59,576,000	38,339,000	20,632,000	20,697,000	20,722,000	159,966,000
Maintenance Facilities	1,685,000	-	-	-	-	1,685,000
Part 150 Land	9,502,000	-	-	-	-	9,502,000
People Mover System	102,552,000	296,700,000	12,000,000	4,600,000	2,000,000	417,852,000
Relocation Costs	66,562,000	12,603,000	4,000,000	4,000,000	5,014,000	92,179,000
Roads, Bridges, and Drainage	4,130,000	-	-	-	-	4,130,000
Runway and Taxiway Improvements	38,066,000	59,793,000	52,733,000	46,088,000	43,781,000	240,461,000
Salt River Channelization	713,000	-	-	-	-	713,000
Security Facilities	18,270,000	-	-	-	-	18,270,000
Terminal 3	43,950,000	-	-	-	-	43,950,000
Terminal 4	18,221,000	22,373,000	25,137,000	32,608,000	35,378,000	133,717,000
Vehicle Parking Facilities	9,185,000	68,539,000	36,744,000	46,020,000	70,981,000	231,469,000
West Terminal	500,000	61,919,000	-	47,237,000	438,315,000	547,971,000
Development Studies	20,237,000	52,746,000	30,536,000	26,882,000	32,896,000	163,297,000
Deer Valley Airport	10,747,000	6,011,000	4,559,000	4,577,000	4,594,000	30,488,000
Goodyear Airport	1,482,000	-	-	-	-	1,482,000
Williams Gateway Airport	-	-	1,695,000	4,077,000	1,802,000	7,574,000
Aviation Contingency	850,000	27,956,000	9,360,000	4,670,000	33,478,000	76,314,000
Debt Issuance Costs	8,825,000	-	-	-	-	8,825,000
Percent for Art	10,754,000	-	339,000	349,000	1,201,000	12,643,000
<b>Total</b>	<b>\$ 435,257,000</b>	<b>\$ 650,541,000</b>	<b>\$ 200,679,000</b>	<b>\$ 244,839,000</b>	<b>\$ 693,291,000</b>	<b>\$ 2,224,607,000</b>

**Source of Funds**

Operating Funds

Aviation	\$ 34,346,771	\$ 122,602,000	\$ 52,047,000	\$ 34,195,000	\$ 76,902,000	\$ 320,092,771
----------	---------------	----------------	---------------	---------------	---------------	----------------

Bond Funds

1981 Bonds	\$ 6,824,887	\$ -	\$ -	\$ -	\$ -	\$ 6,824,887
CFC Bonds	1,758,891	-	-	-	-	1,758,891
Non-Profit Corporation Bonds - Aviation	256,329,451	493,508,000	132,887,000	190,808,000	499,701,000	1,573,233,451
<b>Total Bonds</b>	<b>\$ 264,913,229</b>	<b>\$ 493,508,000</b>	<b>\$ 132,887,000</b>	<b>\$ 190,808,000</b>	<b>\$ 499,701,000</b>	<b>\$ 1,581,817,229</b>

Other Financing

Capital Grants	\$ 4,371,000	\$ -	\$ -	\$ -	\$ -	\$ 4,371,000
Federal Grants	43,089,000	18,209,000	8,707,000	3,264,000	3,693,000	76,962,000
Passenger Facility Charge	88,537,000	16,222,000	7,038,000	16,572,000	112,995,000	241,364,000
<b>Total Other Financing</b>	<b>\$ 135,997,000</b>	<b>\$ 34,431,000</b>	<b>\$ 15,745,000</b>	<b>\$ 19,836,000</b>	<b>\$ 116,688,000</b>	<b>\$ 322,697,000</b>

<b>Total Sources of Funds</b>	<b>\$ 435,257,000</b>	<b>\$ 650,541,000</b>	<b>\$ 200,679,000</b>	<b>\$ 244,839,000</b>	<b>\$ 693,291,000</b>	<b>\$ 2,224,607,000</b>
-------------------------------	-----------------------	-----------------------	-----------------------	-----------------------	-----------------------	-------------------------

**City of Phoenix, Arizona**  
**2007-2012 Capital Improvement Program**  
**Aviation**

<b>Project No.</b>	<b>Project Title</b>	<b>2007-08</b>	<b>2008-09</b>	<b>2009-10</b>	<b>2010-11</b>	<b>2011-12</b>	<b>Total</b>
<b>AV06000018</b>	<b>ADP- CARGO</b>						
		<b>Function: Air Cargo Facilities</b>				<b>District: 8</b>	
	Provide for future air cargo improvement projects at Sky Harbor International Airport as part of the Airport Development Plan (ADP).						
Construction		-	-	119,000	122,000	126,000	367,000
<b>Project Total</b>		-	-	<b>\$119,000</b>	<b>\$122,000</b>	<b>\$126,000</b>	<b>\$367,000</b>
Sky Harbor Airport Improvement		-	-	119,000	122,000	126,000	367,000
<b>Funding Total</b>		-	-	<b>\$119,000</b>	<b>\$122,000</b>	<b>\$126,000</b>	<b>\$367,000</b>
<b>AV10000001</b>	<b>AUTOMATED TRAIN</b>						
		<b>Function: Automated Train</b>				<b>District: 8</b>	
	Design an automated train.						
Estimated full-year ongoing operating costs:		\$15,975,000					
Design		100,000,000	-	-	-	-	100,000,000
<b>Project Total</b>		<b>\$100,000,000</b>	-	-	-	-	<b>\$100,000,000</b>
Passenger Facility Charge		13,500,000	-	-	-	-	13,500,000
2002 Airport Revenue Bonds		86,500,000	-	-	-	-	86,500,000
<b>Funding Total</b>		<b>\$100,000,000</b>	-	-	-	-	<b>\$100,000,000</b>
<b>AV10000002</b>	<b>LIGHT RAIL STATION LINK</b>						
		<b>Function: Automated Train</b>				<b>District: 8</b>	
	Construct a Light Rail train station as part of the automated train system.						
Construction		2,056,000	-	-	-	-	2,056,000
<b>Project Total</b>		<b>\$2,056,000</b>	-	-	-	-	<b>\$2,056,000</b>
2002 Airport Revenue Bonds		2,056,000	-	-	-	-	2,056,000
<b>Funding Total</b>		<b>\$2,056,000</b>	-	-	-	-	<b>\$2,056,000</b>
<b>AV10000003</b>	<b>AUTOMATED TRAIN EARLY PHASE CONSTRUCTION</b>						
		<b>Function: Automated Train</b>				<b>District: 8</b>	
	Early phase in the construction of the automated train system.						
Construction		496,000	-	-	-	-	496,000
<b>Project Total</b>		<b>\$496,000</b>	-	-	-	-	<b>\$496,000</b>
2007 Senior Lien Airport Revenue Bonds		496,000	-	-	-	-	496,000
<b>Funding Total</b>		<b>\$496,000</b>	-	-	-	-	<b>\$496,000</b>
<b>AV10000004</b>	<b>ADP - AUTOMATED TRAIN SYSTEM</b>						
		<b>Function: Automated Train</b>				<b>District: 8</b>	
	Provide for future construction of an automated train at Sky Harbor International Airport as a part of the Airport Development Plan.						
Construction		-	296,700,000	12,000,000	4,600,000	2,000,000	315,300,000
<b>Project Total</b>		-	<b>\$296,700,000</b>	<b>\$12,000,000</b>	<b>\$4,600,000</b>	<b>\$2,000,000</b>	<b>\$315,300,000</b>
Future Airport Bonds		-	296,700,000	12,000,000	4,600,000	2,000,000	315,300,000
<b>Funding Total</b>		-	<b>\$296,700,000</b>	<b>\$12,000,000</b>	<b>\$4,600,000</b>	<b>\$2,000,000</b>	<b>\$315,300,000</b>
<b>AV31000003</b>	<b>DEER VALLEY PHOENIX AIRPORT ENVIRONMENTAL ASSESSMENT</b>						
		<b>Function: Deer Valley Airport</b>				<b>District: 1</b>	
	Conduct an environmental assessment.						
Study		20,000	-	-	-	-	20,000
<b>Project Total</b>		<b>\$20,000</b>	-	-	-	-	<b>\$20,000</b>
Deer Valley Airport Revenues		20,000	-	-	-	-	20,000
<b>Funding Total</b>		<b>\$20,000</b>	-	-	-	-	<b>\$20,000</b>

**City of Phoenix, Arizona**  
**2007-2012 Capital Improvement Program**  
**Aviation**

<b>Project No.</b>	<b>Project Title</b>	<b>2007-08</b>	<b>2008-09</b>	<b>2009-10</b>	<b>2010-11</b>	<b>2011-12</b>	<b>Total</b>
<b>AV31000007</b>	<b>DEER VALLEY PHOENIX AIRPORT WATER POLLUTION PREVENTION PLAN</b>						
			<b>Function: Deer Valley Airport</b>			<b>District: 1</b>	
	Develop a storm water permit plan to comply with the National Pollution Discharge System.						
Study		40,000	-	-	-	-	40,000
<b>Project Total</b>		<b>\$40,000</b>	-	-	-	-	<b>\$40,000</b>
Deer Valley Airport Revenues		40,000	-	-	-	-	40,000
<b>Funding Total</b>		<b>\$40,000</b>	-	-	-	-	<b>\$40,000</b>
<b>AV31000039</b>	<b>DEER VALLEY PHOENIX AIRPORT-SOUTH RAMP RECONSTRUCTION</b>						
			<b>Function: Deer Valley Airport</b>			<b>District: 1</b>	
	Reconstruct the south ramp.						
Construction		5,932,000	-	-	-	-	5,932,000
<b>Project Total</b>		<b>\$5,932,000</b>	-	-	-	-	<b>\$5,932,000</b>
Federal Grants		5,784,000	-	-	-	-	5,784,000
Deer Valley Airport Revenues		148,000	-	-	-	-	148,000
<b>Funding Total</b>		<b>\$5,932,000</b>	-	-	-	-	<b>\$5,932,000</b>
<b>AV31000041</b>	<b>DEER VALLEY PHOENIX AIRPORT PLANNING PROJECT</b>						
			<b>Function: Deer Valley Airport</b>			<b>District: 1</b>	
	Develop a master plan for the airport.						
Design		3,023,000	-	-	-	-	3,023,000
<b>Project Total</b>		<b>\$3,023,000</b>	-	-	-	-	<b>\$3,023,000</b>
2002 Airport Revenue Bonds		3,023,000	-	-	-	-	3,023,000
<b>Funding Total</b>		<b>\$3,023,000</b>	-	-	-	-	<b>\$3,023,000</b>
<b>AV31000045</b>	<b>DEER VALLEY PHOENIX AIRPORT RESTROOM REMODEL</b>						
			<b>Function: Deer Valley Airport</b>			<b>District: 1</b>	
	Remodel restrooms.						
Construction		150,000	-	-	-	-	150,000
<b>Project Total</b>		<b>\$150,000</b>	-	-	-	-	<b>\$150,000</b>
Deer Valley Airport Revenues		150,000	-	-	-	-	150,000
<b>Funding Total</b>		<b>\$150,000</b>	-	-	-	-	<b>\$150,000</b>
<b>AV31000047</b>	<b>DEER VALLEY PHOENIX AIRPORT SECURITY FENCING</b>						
			<b>Function: Deer Valley Airport</b>			<b>District: 1</b>	
	Construct security fence.						
Construction		587,000	-	-	-	-	587,000
<b>Project Total</b>		<b>\$587,000</b>	-	-	-	-	<b>\$587,000</b>
Deer Valley Airport Revenues		587,000	-	-	-	-	587,000
<b>Funding Total</b>		<b>\$587,000</b>	-	-	-	-	<b>\$587,000</b>
<b>AV31000050</b>	<b>DEER VALLEY PHOENIX AIRPORT ENVIRONMENTAL ASSESSMENT</b>						
			<b>Function: Deer Valley Airport</b>			<b>District: 1</b>	
	Conduct environmental assessment.						
Construction		25,000	-	-	-	-	25,000
<b>Project Total</b>		<b>\$25,000</b>	-	-	-	-	<b>\$25,000</b>
Deer Valley Airport Revenues		25,000	-	-	-	-	25,000
<b>Funding Total</b>		<b>\$25,000</b>	-	-	-	-	<b>\$25,000</b>

**City of Phoenix, Arizona**  
**2007-2012 Capital Improvement Program**  
**Aviation**

<b>Project No.</b>	<b>Project Title</b>	<b>2007-08</b>	<b>2008-09</b>	<b>2009-10</b>	<b>2010-11</b>	<b>2011-12</b>	<b>Total</b>
<b>AV31000053</b>	<b>DEER VALLEY PHOENIX AIRPORT ACCESS CONTROL AND ALARM MONITORING SYSTEM (ACAMS) PEDESTRIAN GATES</b>						
	Install ACAMS for approximately 15 gates.						
	Construction	200,000	-	-	-	-	200,000
	<b>Project Total</b>	<b>\$200,000</b>	-	-	-	-	<b>\$200,000</b>
	Deer Valley Airport Revenues	200,000	-	-	-	-	200,000
	<b>Funding Total</b>	<b>\$200,000</b>	-	-	-	-	<b>\$200,000</b>
<b>AV31000054</b>	<b>DEER VALLEY PHOENIX AIRPORT AIRFIELD SIGNAGE - RUNWAY SAFETY ACTION TEAM</b>						
	Develop and implement an updated airfield sign plan.						
	Construction	500,000	-	-	-	-	500,000
	<b>Project Total</b>	<b>\$500,000</b>	-	-	-	-	<b>\$500,000</b>
	Deer Valley Airport Revenues	500,000	-	-	-	-	500,000
	<b>Funding Total</b>	<b>\$500,000</b>	-	-	-	-	<b>\$500,000</b>
<b>AV31000056</b>	<b>DEER VALLEY PHOENIX AIRPORT DUST PALLATIVE TREATMENT</b>						
	Provide dust control treatment of open areas.						
	Construction	100,000	-	-	-	-	100,000
	<b>Project Total</b>	<b>\$100,000</b>	-	-	-	-	<b>\$100,000</b>
	Deer Valley Airport Revenues	100,000	-	-	-	-	100,000
	<b>Funding Total</b>	<b>\$100,000</b>	-	-	-	-	<b>\$100,000</b>
<b>AV31000057</b>	<b>DV MAINTENANCE FACILITY WASH PAD</b>						
	Construct a wash pad.						
	Construction	100,000	-	-	-	-	100,000
	<b>Project Total</b>	<b>\$100,000</b>	-	-	-	-	<b>\$100,000</b>
	Deer Valley Airport Revenues	100,000	-	-	-	-	100,000
	<b>Funding Total</b>	<b>\$100,000</b>	-	-	-	-	<b>\$100,000</b>
<b>AV31000058</b>	<b>DEER VALLEY PHOENIX AIRPORT HANGAR PAINTING</b>						
	Paint two hangars.						
	Construction	70,000	-	-	-	-	70,000
	<b>Project Total</b>	<b>\$70,000</b>	-	-	-	-	<b>\$70,000</b>
	Deer Valley Airport Revenues	70,000	-	-	-	-	70,000
	<b>Funding Total</b>	<b>\$70,000</b>	-	-	-	-	<b>\$70,000</b>
<b>AV31000059</b>	<b>ADP - GOODYEAR AND DEER VALLEY</b>						
	Provide for future airport development projects at Goodyear Airport and Deer Valley Airport.						
	Construction	-	6,011,000	4,559,000	4,577,000	4,594,000	19,741,000
	<b>Project Total</b>	-	<b>\$6,011,000</b>	<b>\$4,559,000</b>	<b>\$4,577,000</b>	<b>\$4,594,000</b>	<b>\$19,741,000</b>
	Future Airport Bonds	-	601,000	4,056,000	4,058,000	4,059,000	12,774,000
	Federal Grants	-	5,410,000	503,000	519,000	535,000	6,967,000
	<b>Funding Total</b>	-	<b>\$6,011,000</b>	<b>\$4,559,000</b>	<b>\$4,577,000</b>	<b>\$4,594,000</b>	<b>\$19,741,000</b>

**City of Phoenix, Arizona**  
**2007-2012 Capital Improvement Program**  
**Aviation**

<b>Project No.</b>	<b>Project Title</b>	<b>2007-08</b>	<b>2008-09</b>	<b>2009-10</b>	<b>2010-11</b>	<b>2011-12</b>	<b>Total</b>
<b>AV09000003</b>	<b>ADDITIONAL ENVIRONMENTAL STUDY</b>						
		<b>Function: Development Studies</b>				<b>District: 8</b>	
	Ongoing study to determine environmental needs at Sky Harbor International Airport.						
Study		200,000	-	-	-	-	200,000
	<b>Project Total</b>	<b>\$200,000</b>	-	-	-	-	<b>\$200,000</b>
Sky Harbor Airport Improvement		200,000	-	-	-	-	200,000
	<b>Funding Total</b>	<b>\$200,000</b>	-	-	-	-	<b>\$200,000</b>
<b>AV09000004</b>	<b>EAST WASHINGTON SUPERFUND</b>						
		<b>Function: Development Studies</b>				<b>District: 8</b>	
	Perform environmental work at the East Washington Superfund site as required.						
Study		200,000	-	-	-	-	200,000
	<b>Project Total</b>	<b>\$200,000</b>	-	-	-	-	<b>\$200,000</b>
Sky Harbor Airport Improvement		200,000	-	-	-	-	200,000
	<b>Funding Total</b>	<b>\$200,000</b>	-	-	-	-	<b>\$200,000</b>
<b>AV09000006</b>	<b>WATER POLLUTION PREVENTION PLAN</b>						
		<b>Function: Development Studies</b>				<b>District: 8</b>	
	Develop a storm water permit plan to comply with the National Pollution Discharge Elimination System.						
Study		175,000	-	-	-	-	175,000
	<b>Project Total</b>	<b>\$175,000</b>	-	-	-	-	<b>\$175,000</b>
Sky Harbor Airport Improvement		175,000	-	-	-	-	175,000
	<b>Funding Total</b>	<b>\$175,000</b>	-	-	-	-	<b>\$175,000</b>
<b>AV09000009</b>	<b>HYDRANT FUEL SYSTEM ASSESSMENT</b>						
		<b>Function: Development Studies</b>				<b>District: 8</b>	
	Assess the hydrant fuel system at Sky Harbor International Airport.						
Study		500,000	-	-	-	-	500,000
	<b>Project Total</b>	<b>\$500,000</b>	-	-	-	-	<b>\$500,000</b>
Sky Harbor Airport Improvement		500,000	-	-	-	-	500,000
	<b>Funding Total</b>	<b>\$500,000</b>	-	-	-	-	<b>\$500,000</b>
<b>AV09000046</b>	<b>TAL WI WI RANCH - ENVIRONMENTAL</b>						
		<b>Function: Development Studies</b>				<b>District:</b>	
	Address environmental issues at the Tal Wi Wi Ranch property.						
Study		295,000	-	-	-	-	295,000
	<b>Project Total</b>	<b>\$295,000</b>	-	-	-	-	<b>\$295,000</b>
Sky Harbor Airport Improvement		295,000	-	-	-	-	295,000
	<b>Funding Total</b>	<b>\$295,000</b>	-	-	-	-	<b>\$295,000</b>
<b>AV09000047</b>	<b>SKY HARBOR UNDER/ABOVE GROUND STORAGE TANK</b>						
		<b>Function: Development Studies</b>				<b>District: 8</b>	
	Technical services for under/above ground storage tanks at Sky Harbor International Airport.						
Study		50,000	-	-	-	-	50,000
	<b>Project Total</b>	<b>\$50,000</b>	-	-	-	-	<b>\$50,000</b>
Sky Harbor Airport Improvement		50,000	-	-	-	-	50,000
	<b>Funding Total</b>	<b>\$50,000</b>	-	-	-	-	<b>\$50,000</b>

**City of Phoenix, Arizona**  
**2007-2012 Capital Improvement Program**  
**Aviation**

<b>Project No.</b>	<b>Project Title</b>	<b>2007-08</b>	<b>2008-09</b>	<b>2009-10</b>	<b>2010-11</b>	<b>2011-12</b>	<b>Total</b>
<b>AV09000049</b>	<b>PROJECT MANAGEMENT STUDIES</b>						
	Conduct various project management studies.						
	Study	1,250,000	-	-	-	-	1,250,000
	<b>Project Total</b>	<b>\$1,250,000</b>	-	-	-	-	<b>\$1,250,000</b>
	Sky Harbor Airport Improvement	1,250,000	-	-	-	-	1,250,000
	<b>Funding Total</b>	<b>\$1,250,000</b>	-	-	-	-	<b>\$1,250,000</b>
<b>AV09000053</b>	<b>AIRPORT PLANNING</b>						
	Perform Airport Planning project for Sky Harbor International Airport.						
	Study	217,000	-	-	-	-	217,000
	<b>Project Total</b>	<b>\$217,000</b>	-	-	-	-	<b>\$217,000</b>
	2002 Airport Revenue Bonds	217,000	-	-	-	-	217,000
	<b>Funding Total</b>	<b>\$217,000</b>	-	-	-	-	<b>\$217,000</b>
<b>AV09000057</b>	<b>HONEYWELL CLEANUP</b>						
	Perform environmental cleanup in the Honeywell area.						
	Construction	500,000	-	-	-	-	500,000
	<b>Project Total</b>	<b>\$500,000</b>	-	-	-	-	<b>\$500,000</b>
	Sky Harbor Airport Improvement	500,000	-	-	-	-	500,000
	<b>Funding Total</b>	<b>\$500,000</b>	-	-	-	-	<b>\$500,000</b>
<b>AV09000060</b>	<b>ON-CALL PLANNING - TRAFFIC ENGINEERING SERVICES</b>						
	Provide traffic engineering services for airport development projects.						
	Study	750,000	-	-	-	-	750,000
	<b>Project Total</b>	<b>\$750,000</b>	-	-	-	-	<b>\$750,000</b>
	Sky Harbor Airport Improvement	750,000	-	-	-	-	750,000
	<b>Funding Total</b>	<b>\$750,000</b>	-	-	-	-	<b>\$750,000</b>
<b>AV09000063</b>	<b>NOISE MITIGATION - PHASE 4</b>						
	Provide soundproofing to qualified residents located within proximity of the airport.						
	Construction	10,600,000	-	-	-	-	10,600,000
	<b>Project Total</b>	<b>\$10,600,000</b>	-	-	-	-	<b>\$10,600,000</b>
	Passenger Facility Charge	2,120,000	-	-	-	-	2,120,000
	Federal Grants	8,480,000	-	-	-	-	8,480,000
	<b>Funding Total</b>	<b>\$10,600,000</b>	-	-	-	-	<b>\$10,600,000</b>
<b>AV09000064</b>	<b>BIRD HAZARD STUDY</b>						
	Study to quantify bird-strike risk derived from local bird movements in relation to airfields and aircraft flight operation in the greater Phoenix metropolitan area.						
	Study	500,000	-	-	-	-	500,000
	<b>Project Total</b>	<b>\$500,000</b>	-	-	-	-	<b>\$500,000</b>
	Sky Harbor Airport Improvement	500,000	-	-	-	-	500,000
	<b>Funding Total</b>	<b>\$500,000</b>	-	-	-	-	<b>\$500,000</b>

**City of Phoenix, Arizona**  
**2007-2012 Capital Improvement Program**  
**Aviation**

Project No.	Project Title	2007-08	2008-09	2009-10	2010-11	2011-12	Total
<b>AV09000065</b>	<b>ADA TRANSITION PLAN IMPROVEMENTS</b>						
		<b>Function: Development Studies</b>				<b>District: 8</b>	
	Develop aviation facilities modification plan to comply with American with Disabilities Act Compliance requirements.						
Study		1,500,000	-	-	-	-	1,500,000
	<b>Project Total</b>	<b>\$1,500,000</b>	-	-	-	-	<b>\$1,500,000</b>
2002 Airport Revenue Bonds		1,500,000	-	-	-	-	1,500,000
	<b>Funding Total</b>	<b>\$1,500,000</b>	-	-	-	-	<b>\$1,500,000</b>
<b>AV09000066</b>	<b>INSPECTION SERVICES</b>						
		<b>Function: Development Studies</b>				<b>District: 8</b>	
	Contract construction inspection services at Sky Harbor International Airport.						
Study		3,000,000	-	-	-	-	3,000,000
	<b>Project Total</b>	<b>\$3,000,000</b>	-	-	-	-	<b>\$3,000,000</b>
Sky Harbor Airport Improvement		3,000,000	-	-	-	-	3,000,000
	<b>Funding Total</b>	<b>\$3,000,000</b>	-	-	-	-	<b>\$3,000,000</b>
<b>AV09000067</b>	<b>COST ESTIMATING SERVICE</b>						
		<b>Function: Development Studies</b>				<b>District: 8</b>	
	Cost estimating services to confirm and validate self-performed construction services for various projects.						
Study		500,000	-	-	-	-	500,000
	<b>Project Total</b>	<b>\$500,000</b>	-	-	-	-	<b>\$500,000</b>
Sky Harbor Airport Improvement		500,000	-	-	-	-	500,000
	<b>Funding Total</b>	<b>\$500,000</b>	-	-	-	-	<b>\$500,000</b>
<b>AV09000068</b>	<b>ADP- OTHER</b>						
		<b>Function: Development Studies</b>				<b>District: Citywide</b>	
	Provide for future Airport Development Study Projects as part of the Airport Development Plan.						
Study		-	47,212,000	23,389,000	18,524,000	23,977,000	113,102,000
	<b>Project Total</b>	-	<b>\$47,212,000</b>	<b>\$23,389,000</b>	<b>\$18,524,000</b>	<b>\$23,977,000</b>	<b>\$113,102,000</b>
Sky Harbor Airport Improvement		-	28,012,000	4,844,000	2,432,000	4,969,000	40,257,000
Future PFC		-	3,671,000	-	-	-	3,671,000
Future Airport Bonds		-	15,529,000	18,545,000	16,092,000	19,008,000	69,174,000
	<b>Funding Total</b>	-	<b>\$47,212,000</b>	<b>\$23,389,000</b>	<b>\$18,524,000</b>	<b>\$23,977,000</b>	<b>\$113,102,000</b>
<b>AV09000069</b>	<b>ADP - CONSULTING SUPPORT/ADMIN DCS</b>						
		<b>Function: Development Studies</b>				<b>District: 8</b>	
	Provide for contractual consulting for projects managed by the Design and Construction Services Division of the Aviation Department as part of the Airport Development Plan.						
Study		-	5,534,000	7,147,000	8,358,000	8,918,000	29,957,000
	<b>Project Total</b>	-	<b>\$5,534,000</b>	<b>\$7,147,000</b>	<b>\$8,358,000</b>	<b>\$8,918,000</b>	<b>\$29,957,000</b>
Sky Harbor Airport Improvement		-	5,534,000	7,147,000	8,358,000	8,918,000	29,957,000
	<b>Funding Total</b>	-	<b>\$5,534,000</b>	<b>\$7,147,000</b>	<b>\$8,358,000</b>	<b>\$8,918,000</b>	<b>\$29,957,000</b>
<b>AV03000014</b>	<b>REPLACEMENT FIRE TRUCK</b>						
		<b>Function: Fire Station</b>				<b>District: 8</b>	
	Replace fire truck at Station 19.						
Construction		1,500,000	-	-	-	-	1,500,000
	<b>Project Total</b>	<b>\$1,500,000</b>	-	-	-	-	<b>\$1,500,000</b>
2002 Airport Revenue Bonds		1,500,000	-	-	-	-	1,500,000
	<b>Funding Total</b>	<b>\$1,500,000</b>	-	-	-	-	<b>\$1,500,000</b>

**City of Phoenix, Arizona**  
**2007-2012 Capital Improvement Program**  
**Aviation**

<b>Project No.</b>	<b>Project Title</b>	<b>2007-08</b>	<b>2008-09</b>	<b>2009-10</b>	<b>2010-11</b>	<b>2011-12</b>	<b>Total</b>
<b>AV1900002</b>	<b>FUELING CLEANUP</b>						
			<b>Function: General Aviation</b>				<b>District: 8</b>
	Clean up fueling sites at Sky Harbor International Airport.						
	Construction	1,000,000	-	-	-	-	1,000,000
	<b>Project Total</b>	<b>\$1,000,000</b>	<b>-</b>	<b>-</b>	<b>-</b>	<b>-</b>	<b>\$1,000,000</b>
	Sky Harbor Airport Improvement	1,000,000	-	-	-	-	1,000,000
	<b>Funding Total</b>	<b>\$1,000,000</b>	<b>-</b>	<b>-</b>	<b>-</b>	<b>-</b>	<b>\$1,000,000</b>
<b>AV1900024</b>	<b>REPLACE SERVICE ENTRANCE SECTIONS ON THE EXECUTIVE HANGARS</b>						
			<b>Function: General Aviation</b>				<b>District: 8</b>
	Replace all of the electrical sections and distribution panels that provide power for the executive hangars, T-hangars, wash racks, and commercial property on the north airfield along Airline.						
	Construction	1,000,000	-	-	-	-	1,000,000
	<b>Project Total</b>	<b>\$1,000,000</b>	<b>-</b>	<b>-</b>	<b>-</b>	<b>-</b>	<b>\$1,000,000</b>
	Sky Harbor Airport Improvement	1,000,000	-	-	-	-	1,000,000
	<b>Funding Total</b>	<b>\$1,000,000</b>	<b>-</b>	<b>-</b>	<b>-</b>	<b>-</b>	<b>\$1,000,000</b>
<b>AV4100001</b>	<b>GOODYEAR PHOENIX AIRPORT - LUST ENVIRONMENTAL STUDY</b>						
			<b>Function: Goodyear Airport</b>				<b>District:</b>
	Study remediation options for leaking underground storage tanks.						
	Study	250,000	-	-	-	-	250,000
	<b>Project Total</b>	<b>\$250,000</b>	<b>-</b>	<b>-</b>	<b>-</b>	<b>-</b>	<b>\$250,000</b>
	Goodyear Airport Revenues	250,000	-	-	-	-	250,000
	<b>Funding Total</b>	<b>\$250,000</b>	<b>-</b>	<b>-</b>	<b>-</b>	<b>-</b>	<b>\$250,000</b>
<b>AV4100003</b>	<b>GOODYEAR PHOENIX AIRPORT ENVIRONMENTAL PROJECTS</b>						
			<b>Function: Goodyear Airport</b>				<b>District:</b>
	Conduct environmental projects.						
	Study	75,000	-	-	-	-	75,000
	<b>Project Total</b>	<b>\$75,000</b>	<b>-</b>	<b>-</b>	<b>-</b>	<b>-</b>	<b>\$75,000</b>
	Goodyear Airport Revenues	75,000	-	-	-	-	75,000
	<b>Funding Total</b>	<b>\$75,000</b>	<b>-</b>	<b>-</b>	<b>-</b>	<b>-</b>	<b>\$75,000</b>
<b>AV4100006</b>	<b>GOODYEAR PHOENIX AIRPORT WATER POLLUTION PREVENTION PLAN</b>						
			<b>Function: Goodyear Airport</b>				<b>District:</b>
	Develop a storm water permit plan to comply with the National Pollution Discharge System.						
	Study	40,000	-	-	-	-	40,000
	<b>Project Total</b>	<b>\$40,000</b>	<b>-</b>	<b>-</b>	<b>-</b>	<b>-</b>	<b>\$40,000</b>
	Goodyear Airport Revenues	40,000	-	-	-	-	40,000
	<b>Funding Total</b>	<b>\$40,000</b>	<b>-</b>	<b>-</b>	<b>-</b>	<b>-</b>	<b>\$40,000</b>
<b>AV4100046</b>	<b>GOODYEAR ACCESS CONTROL</b>						
			<b>Function: Goodyear Airport</b>				<b>District:</b>
	Replace the Access Control System at Goodyear Airport.						
	Construction	92,000	-	-	-	-	92,000
	<b>Project Total</b>	<b>\$92,000</b>	<b>-</b>	<b>-</b>	<b>-</b>	<b>-</b>	<b>\$92,000</b>
	Goodyear Airport Revenues	92,000	-	-	-	-	92,000
	<b>Funding Total</b>	<b>\$92,000</b>	<b>-</b>	<b>-</b>	<b>-</b>	<b>-</b>	<b>\$92,000</b>

**City of Phoenix, Arizona**  
**2007-2012 Capital Improvement Program**  
**Aviation**

<b>Project No.</b>	<b>Project Title</b>	<b>2007-08</b>	<b>2008-09</b>	<b>2009-10</b>	<b>2010-11</b>	<b>2011-12</b>	<b>Total</b>
<b>AV41000053</b>	<b>GOODYEAR PHOENIX AIRPORT ENVIRONMENTAL ASSESSMENT</b>						
	Function: Goodyear Airport						
	District:						
	Conduct environmental assessment.						
	Study	25,000	-	-	-	-	25,000
	<b>Project Total</b>	<b>\$25,000</b>	-	-	-	-	<b>\$25,000</b>
	Goodyear Airport Revenues	25,000	-	-	-	-	25,000
	<b>Funding Total</b>	<b>\$25,000</b>	-	-	-	-	<b>\$25,000</b>
<b>AV41000055</b>	<b>GYR HANGAR 18 ABATEMENT &amp; DEMOLITION</b>						
	Function: Goodyear Airport						
	District:						
	Abate and demolish Hangar 18.						
	Construction	600,000	-	-	-	-	600,000
	<b>Project Total</b>	<b>\$600,000</b>	-	-	-	-	<b>\$600,000</b>
	Goodyear Airport Revenues	600,000	-	-	-	-	600,000
	<b>Funding Total</b>	<b>\$600,000</b>	-	-	-	-	<b>\$600,000</b>
<b>AV41000056</b>	<b>GOODYEAR RAMP IMPROVEMENTS</b>						
	Function: Goodyear Airport						
	District:						
	Improve ramps.						
	Construction	400,000	-	-	-	-	400,000
	<b>Project Total</b>	<b>\$400,000</b>	-	-	-	-	<b>\$400,000</b>
	Goodyear Airport Revenues	400,000	-	-	-	-	400,000
	<b>Funding Total</b>	<b>\$400,000</b>	-	-	-	-	<b>\$400,000</b>
<b>AV26000009</b>	<b>TECHNOLOGY PROGRAM MANAGEMENT SYSTEM</b>						
	Function: Infrastructure						
	District: 8						
	Install a technology program management system at Sky Harbor International Airport.						
	Equipment	2,500,000	-	-	-	-	2,500,000
	<b>Project Total</b>	<b>\$2,500,000</b>	-	-	-	-	<b>\$2,500,000</b>
	2002 Airport Revenue Bonds	2,500,000	-	-	-	-	2,500,000
	<b>Funding Total</b>	<b>\$2,500,000</b>	-	-	-	-	<b>\$2,500,000</b>
<b>AV26000015</b>	<b>TERMINAL 4 COMMON USE TERMINAL EQUIPMENT</b>						
	Function: Infrastructure						
	District: 8						
	Install Terminal 4 common use terminal equipment at Sky Harbor International Airport.						
	Construction	250,000	-	-	-	-	250,000
	<b>Project Total</b>	<b>\$250,000</b>	-	-	-	-	<b>\$250,000</b>
	Sky Harbor Airport Improvement	250,000	-	-	-	-	250,000
	<b>Funding Total</b>	<b>\$250,000</b>	-	-	-	-	<b>\$250,000</b>
<b>AV26000016</b>	<b>LABOR MANAGEMENT SYSTEM</b>						
	Function: Infrastructure						
	District: Citywide						
	Develop and construct a labor management system.						
	Construction	1,200,000	-	-	-	-	1,200,000
	<b>Project Total</b>	<b>\$1,200,000</b>	-	-	-	-	<b>\$1,200,000</b>
	2002 Airport Revenue Bonds	1,200,000	-	-	-	-	1,200,000
	<b>Funding Total</b>	<b>\$1,200,000</b>	-	-	-	-	<b>\$1,200,000</b>

**City of Phoenix, Arizona**  
**2007-2012 Capital Improvement Program**  
**Aviation**

<b>Project No.</b>	<b>Project Title</b>	<b>2007-08</b>	<b>2008-09</b>	<b>2009-10</b>	<b>2010-11</b>	<b>2011-12</b>	<b>Total</b>
<b>AV26000018</b>	<b>PIPS INTERFACE TO THE FIRE ALARM SYSTM</b>						
	Develop passenger information and paging system.						
	Construction	250,000	-	-	-	-	250,000
	<b>Project Total</b>	<b>\$250,000</b>	-	-	-	-	<b>\$250,000</b>
	Sky Harbor Airport Improvement	250,000	-	-	-	-	250,000
	<b>Funding Total</b>	<b>\$250,000</b>	-	-	-	-	<b>\$250,000</b>
<b>AV26000019</b>	<b>SERVER ROOM RENOVATION</b>						
	Create a floor plan design for the server room that will enable maximum efficiency of space at Terminal 3.						
	Construction	350,000	-	-	-	-	350,000
	<b>Project Total</b>	<b>\$350,000</b>	-	-	-	-	<b>\$350,000</b>
	Sky Harbor Airport Improvement	350,000	-	-	-	-	350,000
	<b>Funding Total</b>	<b>\$350,000</b>	-	-	-	-	<b>\$350,000</b>
<b>AV26000020</b>	<b>BAGGAGE INFO DISPLAY SIGN ENHANCEMENTS</b>						
	Enhance baggage information display at Terminal 4.						
	Construction	1,000,000	-	-	-	-	1,000,000
	<b>Project Total</b>	<b>\$1,000,000</b>	-	-	-	-	<b>\$1,000,000</b>
	2002 Airport Revenue Bonds	1,000,000	-	-	-	-	1,000,000
	<b>Funding Total</b>	<b>\$1,000,000</b>	-	-	-	-	<b>\$1,000,000</b>
<b>AV26000022</b>	<b>PASSENGER WIRELESS ENHANCEMENT</b>						
	Analyze, design and implement needed enhancements to the existing passenger wireless network providing Internet access to traveling customers throughout the 3 terminals at Sky Harbor International Airport.						
	Construction	400,000	-	-	-	-	400,000
	<b>Project Total</b>	<b>\$400,000</b>	-	-	-	-	<b>\$400,000</b>
	Sky Harbor Airport Improvement	400,000	-	-	-	-	400,000
	<b>Funding Total</b>	<b>\$400,000</b>	-	-	-	-	<b>\$400,000</b>
<b>AV26000024</b>	<b>ADP- CONSULTING SUPPORT/TECHNOLOGY</b>						
	Provide for future technology system projects and technical support as part of the Airport Development Plan.						
	Construction	-	3,562,000	2,825,000	2,912,000	3,003,000	12,302,000
	<b>Project Total</b>	-	<b>\$3,562,000</b>	<b>\$2,825,000</b>	<b>\$2,912,000</b>	<b>\$3,003,000</b>	<b>\$12,302,000</b>
	Sky Harbor Airport Improvement	-	3,562,000	2,825,000	2,912,000	3,003,000	12,302,000
	<b>Funding Total</b>	-	<b>\$3,562,000</b>	<b>\$2,825,000</b>	<b>\$2,912,000</b>	<b>\$3,003,000</b>	<b>\$12,302,000</b>
<b>AV01000053</b>	<b>ACQUISITION - 4114 E AIRLANE</b>						
	Maintenance fees for vacant lot including vegetation and trash removal, fence installation/repair, security costs, property management fees.						
	Land Acquisition	12,000	-	-	-	-	12,000
	<b>Project Total</b>	<b>\$12,000</b>	-	-	-	-	<b>\$12,000</b>
	2002 Airport Revenue Bonds	12,000	-	-	-	-	12,000
	<b>Funding Total</b>	<b>\$12,000</b>	-	-	-	-	<b>\$12,000</b>

**City of Phoenix, Arizona**  
**2007-2012 Capital Improvement Program**  
**Aviation**

<b>Project No.</b>	<b>Project Title</b>	<b>2007-08</b>	<b>2008-09</b>	<b>2009-10</b>	<b>2010-11</b>	<b>2011-12</b>	<b>Total</b>
<b>AV01000064</b>	<b>ACQUISITION - 321 S 25TH ST</b>						
		<b>Function: Land Acquisition</b>				<b>District: 8</b>	
	Maintenance fees for vacant lot including vegetation and trash removal, fence installation/repair, security costs, property management fees.						
	Land Acquisition	12,000	-	-	-	-	12,000
	<b>Project Total</b>	<b>\$12,000</b>	-	-	-	-	<b>\$12,000</b>
	2002 Airport Revenue Bonds	12,000	-	-	-	-	12,000
	<b>Funding Total</b>	<b>\$12,000</b>	-	-	-	-	<b>\$12,000</b>
<b>AV01000066</b>	<b>ACQUISITION - 311 S. 32ND ST</b>						
		<b>Function: Land Acquisition</b>				<b>District: 8</b>	
	Maintenance fees for vacant lot including vegetation and trash removal, fence installation/repair, security costs, property management fees.						
	Land Acquisition	12,000	-	-	-	-	12,000
	<b>Project Total</b>	<b>\$12,000</b>	-	-	-	-	<b>\$12,000</b>
	2002 Airport Revenue Bonds	12,000	-	-	-	-	12,000
	<b>Funding Total</b>	<b>\$12,000</b>	-	-	-	-	<b>\$12,000</b>
<b>AV01000067</b>	<b>ACQUISITION - 3215-3219 E JACKSON</b>						
		<b>Function: Land Acquisition</b>				<b>District: 8</b>	
	Maintenance fees for vacant lot including vegetation and trash removal, fence installation/repair, security costs, property management fees.						
	Land Acquisition	12,000	-	-	-	-	12,000
	<b>Project Total</b>	<b>\$12,000</b>	-	-	-	-	<b>\$12,000</b>
	2002 Airport Revenue Bonds	12,000	-	-	-	-	12,000
	<b>Funding Total</b>	<b>\$12,000</b>	-	-	-	-	<b>\$12,000</b>
<b>AV01000068</b>	<b>ACQUISITION - 3228 E JACKSON</b>						
		<b>Function: Land Acquisition</b>				<b>District: 8</b>	
	Maintenance fees for vacant lot including vegetation and trash removal, fence installation/repair, security costs, property management fees.						
	Land Acquisition	12,000	-	-	-	-	12,000
	<b>Project Total</b>	<b>\$12,000</b>	-	-	-	-	<b>\$12,000</b>
	2002 Airport Revenue Bonds	12,000	-	-	-	-	12,000
	<b>Funding Total</b>	<b>\$12,000</b>	-	-	-	-	<b>\$12,000</b>
<b>AV01000069</b>	<b>ACQUISITION - 3232 E JACKSON</b>						
		<b>Function: Land Acquisition</b>				<b>District: 8</b>	
	Maintenance fees for vacant lot including vegetation and trash removal, fence installation/repair, security costs, property management fees.						
	Land Acquisition	12,000	-	-	-	-	12,000
	<b>Project Total</b>	<b>\$12,000</b>	-	-	-	-	<b>\$12,000</b>
	2002 Airport Revenue Bonds	12,000	-	-	-	-	12,000
	<b>Funding Total</b>	<b>\$12,000</b>	-	-	-	-	<b>\$12,000</b>
<b>AV01000078</b>	<b>ACQUISITION - 2449 &amp; 2501 E MADISON</b>						
		<b>Function: Land Acquisition</b>				<b>District: 8</b>	
	Maintenance fees for vacant lot including vegetation and trash removal, fence installation/repair, security costs, property management fees.						
	Land Acquisition	12,000	-	-	-	-	12,000
	<b>Project Total</b>	<b>\$12,000</b>	-	-	-	-	<b>\$12,000</b>
	2002 Airport Revenue Bonds	12,000	-	-	-	-	12,000
	<b>Funding Total</b>	<b>\$12,000</b>	-	-	-	-	<b>\$12,000</b>

**City of Phoenix, Arizona**  
**2007-2012 Capital Improvement Program**  
**Aviation**

<b>Project No.</b>	<b>Project Title</b>	<b>2007-08</b>	<b>2008-09</b>	<b>2009-10</b>	<b>2010-11</b>	<b>2011-12</b>	<b>Total</b>
<b>AV01000079</b>	<b>ACQUISITION - 201 &amp; 209 S 32 ST</b>						
		<b>Function: Land Acquisition</b>				<b>District: 8</b>	
	Maintenance fees for vacant lot including vegetation and trash removal, fence installation/repair, security costs, property management fees.						
	Land Acquisition	12,000	-	-	-	-	12,000
	<b>Project Total</b>	<b>\$12,000</b>	-	-	-	-	<b>\$12,000</b>
	2002 Airport Revenue Bonds	12,000	-	-	-	-	12,000
	<b>Funding Total</b>	<b>\$12,000</b>	-	-	-	-	<b>\$12,000</b>
<b>AV01000082</b>	<b>ACQUISITION - 1440 S. 23RD ST</b>						
		<b>Function: Land Acquisition</b>				<b>District: 8</b>	
	Maintenance fees for vacant lot including vegetation and trash removal, fence installation/repair, security costs, property management fees.						
	Land Acquisition	12,000	-	-	-	-	12,000
	<b>Project Total</b>	<b>\$12,000</b>	-	-	-	-	<b>\$12,000</b>
	2007 Senior Lien Airport Revenue Bonds	12,000	-	-	-	-	12,000
	<b>Funding Total</b>	<b>\$12,000</b>	-	-	-	-	<b>\$12,000</b>
<b>AV01000085</b>	<b>ACQUISITION - 201, 205, 211 &amp; 215 S 28 ST</b>						
		<b>Function: Land Acquisition</b>				<b>District: 8</b>	
	Maintenance fees for vacant lot including vegetation and trash removal, fence installation/repair, security costs, property management fees.						
	Land Acquisition	12,000	-	-	-	-	12,000
	<b>Project Total</b>	<b>\$12,000</b>	-	-	-	-	<b>\$12,000</b>
	2002 Airport Revenue Bonds	12,000	-	-	-	-	12,000
	<b>Funding Total</b>	<b>\$12,000</b>	-	-	-	-	<b>\$12,000</b>
<b>AV01000089</b>	<b>ACQUISITION - 3323 E WASHINGTON</b>						
		<b>Function: Land Acquisition</b>				<b>District: 8</b>	
	Maintenance fees for vacant lot including vegetation and trash removal, fence installation/repair, security costs, property management fees.						
	Land Acquisition	12,000	-	-	-	-	12,000
	<b>Project Total</b>	<b>\$12,000</b>	-	-	-	-	<b>\$12,000</b>
	2002 Airport Revenue Bonds	12,000	-	-	-	-	12,000
	<b>Funding Total</b>	<b>\$12,000</b>	-	-	-	-	<b>\$12,000</b>
<b>AV01000090</b>	<b>ACQUISITION - 149 S 27TH ST</b>						
		<b>Function: Land Acquisition</b>				<b>District: 8</b>	
	Maintenance fees for vacant lot including vegetation and trash removal, fence installation/repair, security costs, property management fees.						
	Land Acquisition	12,000	-	-	-	-	12,000
	<b>Project Total</b>	<b>\$12,000</b>	-	-	-	-	<b>\$12,000</b>
	2002 Airport Revenue Bonds	12,000	-	-	-	-	12,000
	<b>Funding Total</b>	<b>\$12,000</b>	-	-	-	-	<b>\$12,000</b>
<b>AV01000093</b>	<b>ACQUISITION - 3328 E JACKSON</b>						
		<b>Function: Land Acquisition</b>				<b>District: 8</b>	
	Maintenance fees for vacant lot including vegetation and trash removal, fence installation/repair, security costs, property management fees.						
	Land Acquisition	12,000	-	-	-	-	12,000
	<b>Project Total</b>	<b>\$12,000</b>	-	-	-	-	<b>\$12,000</b>
	2002 Airport Revenue Bonds	12,000	-	-	-	-	12,000
	<b>Funding Total</b>	<b>\$12,000</b>	-	-	-	-	<b>\$12,000</b>

**City of Phoenix, Arizona**  
**2007-2012 Capital Improvement Program**  
**Aviation**

<b>Project No.</b>	<b>Project Title</b>	<b>2007-08</b>	<b>2008-09</b>	<b>2009-10</b>	<b>2010-11</b>	<b>2011-12</b>	<b>Total</b>
<b>AV01000095</b>	<b>ACQUISITION - 36 S 41ST ST</b>						
		<b>Function: Land Acquisition</b>				<b>District: 8</b>	
	Maintenance fees for vacant lot including vegetation and trash removal, fence installation/repair, security costs, property management fees.						
	Land Acquisition	12,000	-	-	-	-	12,000
	<b>Project Total</b>	<b>\$12,000</b>	-	-	-	-	<b>\$12,000</b>
	2002 Airport Revenue Bonds	12,000	-	-	-	-	12,000
	<b>Funding Total</b>	<b>\$12,000</b>	-	-	-	-	<b>\$12,000</b>
<b>AV01000096</b>	<b>ACQUISITION - 4123 E WASHINGTON</b>						
		<b>Function: Land Acquisition</b>				<b>District: 8</b>	
	Maintenance fees for vacant lot including vegetation and trash removal, fence installation/repair, security costs, property management fees.						
	Land Acquisition	12,000	-	-	-	-	12,000
	<b>Project Total</b>	<b>\$12,000</b>	-	-	-	-	<b>\$12,000</b>
	2002 Airport Revenue Bonds	12,000	-	-	-	-	12,000
	<b>Funding Total</b>	<b>\$12,000</b>	-	-	-	-	<b>\$12,000</b>
<b>AV01000097</b>	<b>ACQUISITION - 4141-43 E WASHINGTON</b>						
		<b>Function: Land Acquisition</b>				<b>District: 8</b>	
	Maintenance fees for vacant lot including vegetation and trash removal, fence installation/repair, security costs, property management fees.						
	Land Acquisition	12,000	-	-	-	-	12,000
	<b>Project Total</b>	<b>\$12,000</b>	-	-	-	-	<b>\$12,000</b>
	2002 Airport Revenue Bonds	12,000	-	-	-	-	12,000
	<b>Funding Total</b>	<b>\$12,000</b>	-	-	-	-	<b>\$12,000</b>
<b>AV01000098</b>	<b>ACQUISITION - 2424 E MADISON</b>						
		<b>Function: Land Acquisition</b>				<b>District: 8</b>	
	Maintenance fees for vacant lot including vegetation and trash removal, fence installation/repair, security costs, property management fees.						
	Land Acquisition	12,000	-	-	-	-	12,000
	<b>Project Total</b>	<b>\$12,000</b>	-	-	-	-	<b>\$12,000</b>
	2002 Airport Revenue Bonds	12,000	-	-	-	-	12,000
	<b>Funding Total</b>	<b>\$12,000</b>	-	-	-	-	<b>\$12,000</b>
<b>AV01000099</b>	<b>ACQUISITION - 130 S 29TH ST</b>						
		<b>Function: Land Acquisition</b>				<b>District: 8</b>	
	Maintenance fees for vacant lot including vegetation and trash removal, fence installation/repair, security costs, property management fees.						
	Land Acquisition	12,000	-	-	-	-	12,000
	<b>Project Total</b>	<b>\$12,000</b>	-	-	-	-	<b>\$12,000</b>
	2002 Airport Revenue Bonds	12,000	-	-	-	-	12,000
	<b>Funding Total</b>	<b>\$12,000</b>	-	-	-	-	<b>\$12,000</b>
<b>AV01000100</b>	<b>ACQUISITION - 2645 E WASHINGTON</b>						
		<b>Function: Land Acquisition</b>				<b>District: 8</b>	
	Demolition of the buildings as well as environmental remediation.						
	Land Acquisition	1,000,000	-	-	-	-	1,000,000
	<b>Project Total</b>	<b>\$1,000,000</b>	-	-	-	-	<b>\$1,000,000</b>
	2002 Airport Revenue Bonds	1,000,000	-	-	-	-	1,000,000
	<b>Funding Total</b>	<b>\$1,000,000</b>	-	-	-	-	<b>\$1,000,000</b>

**City of Phoenix, Arizona**  
**2007-2012 Capital Improvement Program**  
**Aviation**

<b>Project No.</b>	<b>Project Title</b>	<b>2007-08</b>	<b>2008-09</b>	<b>2009-10</b>	<b>2010-11</b>	<b>2011-12</b>	<b>Total</b>
<b>AV01000104</b>	<b>3801 E WASHINGTON</b>						
	Acquire Greyhound Park, Park-n-Swap facility.						
	Land Acquisition	440,000	-	-	-	-	440,000
	<b>Project Total</b>	<b>\$440,000</b>	-	-	-	-	<b>\$440,000</b>
	2007 Senior Lien Airport Revenue Bonds	440,000	-	-	-	-	440,000
	<b>Funding Total</b>	<b>\$440,000</b>	-	-	-	-	<b>\$440,000</b>
<b>AV01000107</b>	<b>ACQUISITION - 3254 E JACKSON ST</b>						
	Maintenance fees for vacant lot including vegetation and trash removal, fence installation/repair, security costs, property management fees.						
	Land Acquisition	12,000	-	-	-	-	12,000
	<b>Project Total</b>	<b>\$12,000</b>	-	-	-	-	<b>\$12,000</b>
	2002 Airport Revenue Bonds	12,000	-	-	-	-	12,000
	<b>Funding Total</b>	<b>\$12,000</b>	-	-	-	-	<b>\$12,000</b>
<b>AV01000111</b>	<b>ACQUISITION - 4117-4119 E WASHINGTON ST</b>						
	Maintenance fees for vacant lot including vegetation and trash removal, fence installation/repair, security costs, property management fees.						
	Land Acquisition	12,000	-	-	-	-	12,000
	<b>Project Total</b>	<b>\$12,000</b>	-	-	-	-	<b>\$12,000</b>
	2002 Airport Revenue Bonds	12,000	-	-	-	-	12,000
	<b>Funding Total</b>	<b>\$12,000</b>	-	-	-	-	<b>\$12,000</b>
<b>AV01000114</b>	<b>ACQUISITION - 2515 E MADISON ST</b>						
	Maintenance fees for vacant lot including vegetation and trash removal, fence installation/repair, security costs, property management fees.						
	Land Acquisition	12,000	-	-	-	-	12,000
	<b>Project Total</b>	<b>\$12,000</b>	-	-	-	-	<b>\$12,000</b>
	2002 Airport Revenue Bonds	12,000	-	-	-	-	12,000
	<b>Funding Total</b>	<b>\$12,000</b>	-	-	-	-	<b>\$12,000</b>
<b>AV01000121</b>	<b>ACQUISITION - 105 &amp; 109 S 43RD ST</b>						
	Maintenance fees for vacant lot including vegetation and trash removal, fence installation/repair, security costs, property management fees.						
	Land Acquisition	12,000	-	-	-	-	12,000
	<b>Project Total</b>	<b>\$12,000</b>	-	-	-	-	<b>\$12,000</b>
	2002 Airport Revenue Bonds	12,000	-	-	-	-	12,000
	<b>Funding Total</b>	<b>\$12,000</b>	-	-	-	-	<b>\$12,000</b>
<b>AV01000122</b>	<b>ACQUISITION - 3310 E JACKSON ST</b>						
	Maintenance fees for vacant lot including vegetation and trash removal, fence installation/repair, security costs, property management fees.						
	Land Acquisition	12,000	-	-	-	-	12,000
	<b>Project Total</b>	<b>\$12,000</b>	-	-	-	-	<b>\$12,000</b>
	2002 Airport Revenue Bonds	12,000	-	-	-	-	12,000
	<b>Funding Total</b>	<b>\$12,000</b>	-	-	-	-	<b>\$12,000</b>

**City of Phoenix, Arizona**  
**2007-2012 Capital Improvement Program**  
**Aviation**

<b>Project No.</b>	<b>Project Title</b>	<b>2007-08</b>	<b>2008-09</b>	<b>2009-10</b>	<b>2010-11</b>	<b>2011-12</b>	<b>Total</b>
<b>AV01000123</b>	<b>ACQUISITION - 4250 E MADISON</b>						
	<b>Function: Land Acquisition</b>						
	<b>District: 8</b>						
	Maintenance fees for vacant lot including vegetation and trash removal, fence installation/repair, security costs, property management fees.						
	Land Acquisition	12,000	-	-	-	-	12,000
	<b>Project Total</b>	<b>\$12,000</b>	-	-	-	-	<b>\$12,000</b>
	2002 Airport Revenue Bonds	12,000	-	-	-	-	12,000
	<b>Funding Total</b>	<b>\$12,000</b>	-	-	-	-	<b>\$12,000</b>
<b>AV01000133</b>	<b>ACQUISITION - 2424 &amp; 2429 E MADISON ST</b>						
	<b>Function: Land Acquisition</b>						
	<b>District: 8</b>						
	Maintenance fees for vacant lot including vegetation and trash removal, fence installation/repair, security costs, property management fees.						
	Land Acquisition	12,000	-	-	-	-	12,000
	<b>Project Total</b>	<b>\$12,000</b>	-	-	-	-	<b>\$12,000</b>
	2002 Airport Revenue Bonds	12,000	-	-	-	-	12,000
	<b>Funding Total</b>	<b>\$12,000</b>	-	-	-	-	<b>\$12,000</b>
<b>AV01000145</b>	<b>ACQUISITION - 2601 E WASHINGTON</b>						
	<b>Function: Land Acquisition</b>						
	<b>District: 8</b>						
	Maintenance fees for vacant lot including vegetation and trash removal, fence installation/repair, security costs, property management fees.						
	Land Acquisition	12,000	-	-	-	-	12,000
	<b>Project Total</b>	<b>\$12,000</b>	-	-	-	-	<b>\$12,000</b>
	2002 Airport Revenue Bonds	12,000	-	-	-	-	12,000
	<b>Funding Total</b>	<b>\$12,000</b>	-	-	-	-	<b>\$12,000</b>
<b>AV01000147</b>	<b>ACQUISITION - 3010 E MADISON ST</b>						
	<b>Function: Land Acquisition</b>						
	<b>District: 8</b>						
	Maintenance fees for vacant lot including vegetation and trash removal, fence installation/repair, security costs, property management fees.						
	Land Acquisition	12,000	-	-	-	-	12,000
	<b>Project Total</b>	<b>\$12,000</b>	-	-	-	-	<b>\$12,000</b>
	2002 Airport Revenue Bonds	12,000	-	-	-	-	12,000
	<b>Funding Total</b>	<b>\$12,000</b>	-	-	-	-	<b>\$12,000</b>
<b>AV01000151</b>	<b>ACQUISITION - 3320 E JACKSON ST</b>						
	<b>Function: Land Acquisition</b>						
	<b>District: 8</b>						
	Maintenance fees for vacant lot including vegetation and trash removal, fence installation/repair, security costs, property management fees.						
	Land Acquisition	12,000	-	-	-	-	12,000
	<b>Project Total</b>	<b>\$12,000</b>	-	-	-	-	<b>\$12,000</b>
	2002 Airport Revenue Bonds	12,000	-	-	-	-	12,000
	<b>Funding Total</b>	<b>\$12,000</b>	-	-	-	-	<b>\$12,000</b>
<b>AV01000155</b>	<b>ACQUISITION - 4131 E WASHINGTON</b>						
	<b>Function: Land Acquisition</b>						
	<b>District: 8</b>						
	Maintenance fees for vacant lot including vegetation and trash removal, fence installation/repair, security costs, property management fees.						
	Land Acquisition	12,000	-	-	-	-	12,000
	<b>Project Total</b>	<b>\$12,000</b>	-	-	-	-	<b>\$12,000</b>
	2002 Airport Revenue Bonds	12,000	-	-	-	-	12,000
	<b>Funding Total</b>	<b>\$12,000</b>	-	-	-	-	<b>\$12,000</b>

**City of Phoenix, Arizona**  
**2007-2012 Capital Improvement Program**  
**Aviation**

<b>Project No.</b>	<b>Project Title</b>	<b>2007-08</b>	<b>2008-09</b>	<b>2009-10</b>	<b>2010-11</b>	<b>2011-12</b>	<b>Total</b>
<b>AV01000158</b>	<b>210 S 29TH ST</b>						
	Acquire a parcel at 210 S. 29th St. for airport development.						
	Land Acquisition	3,755,000	-	-	-	-	3,755,000
	<b>Project Total</b>	<b>\$3,755,000</b>	-	-	-	-	<b>\$3,755,000</b>
	2002 Airport Revenue Bonds	3,755,000	-	-	-	-	3,755,000
	<b>Funding Total</b>	<b>\$3,755,000</b>	-	-	-	-	<b>\$3,755,000</b>
<b>AV01000162</b>	<b>ACQUISITION - 18 S 41ST ST</b>						
	Maintenance fees for vacant lot including vegetation and trash removal, fence installation/repair, security costs, property management fees.						
	Land Acquisition	12,000	-	-	-	-	12,000
	<b>Project Total</b>	<b>\$12,000</b>	-	-	-	-	<b>\$12,000</b>
	2002 Airport Revenue Bonds	12,000	-	-	-	-	12,000
	<b>Funding Total</b>	<b>\$12,000</b>	-	-	-	-	<b>\$12,000</b>
<b>AV01000167</b>	<b>ACQUISITION - 305 S 36TH ST</b>						
	Maintenance fees for vacant lot including vegetation and trash removal, fence installation/repair, security costs, property management fees.						
	Land Acquisition	12,000	-	-	-	-	12,000
	<b>Project Total</b>	<b>\$12,000</b>	-	-	-	-	<b>\$12,000</b>
	2002 Airport Revenue Bonds	12,000	-	-	-	-	12,000
	<b>Funding Total</b>	<b>\$12,000</b>	-	-	-	-	<b>\$12,000</b>
<b>AV01000168</b>	<b>ACQUISITION - 117 S 36TH ST</b>						
	Maintenance fees for vacant lot including vegetation and trash removal, fence installation/repair, security costs, property management fees.						
	Land Acquisition	12,000	-	-	-	-	12,000
	<b>Project Total</b>	<b>\$12,000</b>	-	-	-	-	<b>\$12,000</b>
	2002 Airport Revenue Bonds	12,000	-	-	-	-	12,000
	<b>Funding Total</b>	<b>\$12,000</b>	-	-	-	-	<b>\$12,000</b>
<b>AV01000171</b>	<b>ACQUISITION - 4130 E MADISON ST</b>						
	Maintenance fees for vacant lot including vegetation and trash removal, fence installation/repair, security costs, property management fees.						
	Land Acquisition	87,000	-	-	-	-	87,000
	<b>Project Total</b>	<b>\$87,000</b>	-	-	-	-	<b>\$87,000</b>
	2002 Airport Revenue Bonds	87,000	-	-	-	-	87,000
	<b>Funding Total</b>	<b>\$87,000</b>	-	-	-	-	<b>\$87,000</b>
<b>AV01000172</b>	<b>ACQUISITION - 2949 E WASHINGTON ST</b>						
	Maintenance fees for vacant lot including vegetation and trash removal, fence installation/repair, security costs, property management fees.						
	Land Acquisition	37,000	-	-	-	-	37,000
	<b>Project Total</b>	<b>\$37,000</b>	-	-	-	-	<b>\$37,000</b>
	2002 Airport Revenue Bonds	37,000	-	-	-	-	37,000
	<b>Funding Total</b>	<b>\$37,000</b>	-	-	-	-	<b>\$37,000</b>

**City of Phoenix, Arizona**  
**2007-2012 Capital Improvement Program**  
**Aviation**

<b>Project No.</b>	<b>Project Title</b>	<b>2007-08</b>	<b>2008-09</b>	<b>2009-10</b>	<b>2010-11</b>	<b>2011-12</b>	<b>Total</b>
<b>AV01000179</b>	<b>ACQUISITION - 120 S 29TH ST</b>						
		<b>Function: Land Acquisition</b>				<b>District: 8</b>	
	Maintenance fees for vacant lot including vegetation and trash removal, fence installation/repair, security costs, property management fees.						
	Land Acquisition	12,000	-	-	-	-	12,000
	<b>Project Total</b>	<b>\$12,000</b>	-	-	-	-	<b>\$12,000</b>
	2002 Airport Revenue Bonds	12,000	-	-	-	-	12,000
	<b>Funding Total</b>	<b>\$12,000</b>	-	-	-	-	<b>\$12,000</b>
<b>AV01000180</b>	<b>ACQUISITION - 2447 E JACKSON ST</b>						
		<b>Function: Land Acquisition</b>				<b>District: 8</b>	
	Maintenance fees for vacant lot including vegetation and trash removal, fence installation/repair, security costs, property management fees.						
	Land Acquisition	12,000	-	-	-	-	12,000
	<b>Project Total</b>	<b>\$12,000</b>	-	-	-	-	<b>\$12,000</b>
	2002 Airport Revenue Bonds	12,000	-	-	-	-	12,000
	<b>Funding Total</b>	<b>\$12,000</b>	-	-	-	-	<b>\$12,000</b>
<b>AV01000185</b>	<b>3725 E WASHINGTON</b>						
		<b>Function: Land Acquisition</b>				<b>District: 8</b>	
	Acquire a parcel at 3725 E. Washington Street (#121-26-084) for airport development.						
	Land Acquisition	112,000	-	-	-	-	112,000
	<b>Project Total</b>	<b>\$112,000</b>	-	-	-	-	<b>\$112,000</b>
	2002 Airport Revenue Bonds	112,000	-	-	-	-	112,000
	<b>Funding Total</b>	<b>\$112,000</b>	-	-	-	-	<b>\$112,000</b>
<b>AV01000192</b>	<b>PART 150 LAND - NOISE COMPATABILITY PROGRAM</b>						
		<b>Function: Land Acquisition</b>				<b>District: 8</b>	
	Acquire land around Sky Harbor International Airport as required by Part 150 of the Federal Aviation Administration (FAA) Regulations-Noise Compatibility.						
	Land Acquisition	19,000,000	-	-	-	-	19,000,000
	<b>Project Total</b>	<b>\$19,000,000</b>	-	-	-	-	<b>\$19,000,000</b>
	Passenger Facility Charge #5 - Expense	14,000,000	-	-	-	-	14,000,000
	Federal Grants	5,000,000	-	-	-	-	5,000,000
	<b>Funding Total</b>	<b>\$19,000,000</b>	-	-	-	-	<b>\$19,000,000</b>
<b>AV01000209</b>	<b>ACQUISITION - 3334 &amp; 3338 E JACKSON</b>						
		<b>Function: Land Acquisition</b>				<b>District: 8</b>	
	Maintenance fees for vacant lot including vegetation and trash removal, fence installation/repair, security costs, property management fees.						
	Land Acquisition	12,000	-	-	-	-	12,000
	<b>Project Total</b>	<b>\$12,000</b>	-	-	-	-	<b>\$12,000</b>
	2002 Airport Revenue Bonds	12,000	-	-	-	-	12,000
	<b>Funding Total</b>	<b>\$12,000</b>	-	-	-	-	<b>\$12,000</b>
<b>AV01000403</b>	<b>44TH ST &amp; WASHINGTON LIGHT RAIL SITE</b>						
		<b>Function: Land Acquisition</b>				<b>District: 8</b>	
	Acquire 2.2 acres from Light Rail project for transit center (Bus).						
	Land Acquisition	5,000,000	-	-	-	-	5,000,000
	<b>Project Total</b>	<b>\$5,000,000</b>	-	-	-	-	<b>\$5,000,000</b>
	2002 Airport Revenue Bonds	5,000,000	-	-	-	-	5,000,000
	<b>Funding Total</b>	<b>\$5,000,000</b>	-	-	-	-	<b>\$5,000,000</b>

**City of Phoenix, Arizona**  
**2007-2012 Capital Improvement Program**  
**Aviation**

<b>Project No.</b>	<b>Project Title</b>	<b>2007-08</b>	<b>2008-09</b>	<b>2009-10</b>	<b>2010-11</b>	<b>2011-12</b>	<b>Total</b>
<b>AV01000404</b>	<b>AUTOMATED TRAIN LAND ACQUISITION</b>	<b>Function: Land Acquisition</b>				<b>District: 8</b>	
Purchase land to support development of Automated Train facilities near 44th and Washington.							
Land Acquisition		29,725,000	-	-	-	-	29,725,000
<b>Project Total</b>		<b>\$29,725,000</b>	-	-	-	-	<b>\$29,725,000</b>
2002 Airport Revenue Bonds		29,725,000	-	-	-	-	29,725,000
<b>Funding Total</b>		<b>\$29,725,000</b>	-	-	-	-	<b>\$29,725,000</b>
<b>AV01000454</b>	<b>ADP- LAND BANK</b>	<b>Function: Land Acquisition</b>				<b>District: 8</b>	
Provide for future land acquisitions for potential airport expansion as part of the Airport Development Plan.							
Land Acquisition		-	38,339,000	20,632,000	20,697,000	20,722,000	100,390,000
<b>Project Total</b>		-	<b>\$38,339,000</b>	<b>\$20,632,000</b>	<b>\$20,697,000</b>	<b>\$20,722,000</b>	<b>\$100,390,000</b>
Sky Harbor Airport Improvement		-	17,013,000	632,000	697,000	722,000	19,064,000
Future PFC		-	663,000	-	-	-	663,000
Future Airport Bonds		-	10,663,000	20,000,000	20,000,000	20,000,000	70,663,000
Federal Grants		-	10,000,000	-	-	-	10,000,000
<b>Funding Total</b>		-	<b>\$38,339,000</b>	<b>\$20,632,000</b>	<b>\$20,697,000</b>	<b>\$20,722,000</b>	<b>\$100,390,000</b>
<b>AV16000014</b>	<b>REFURBISH / REPAINT BUILDINGS</b>	<b>Function: Maintenance Facilities</b>				<b>District: 8</b>	
Refurbish and repaint buildings at Sky Harbor International Airport as needed.							
Construction		1,095,000	-	-	-	-	1,095,000
<b>Project Total</b>		<b>\$1,095,000</b>	-	-	-	-	<b>\$1,095,000</b>
Sky Harbor Airport Improvement		1,095,000	-	-	-	-	1,095,000
<b>Funding Total</b>		<b>\$1,095,000</b>	-	-	-	-	<b>\$1,095,000</b>
<b>AV16000018</b>	<b>REFURBISH MAINTENANCE COMPLEX</b>	<b>Function: Maintenance Facilities</b>				<b>District: 8</b>	
Refurbish the maintenance complex at Sky Harbor International Airport.							
Construction		40,000	-	-	-	-	40,000
<b>Project Total</b>		<b>\$40,000</b>	-	-	-	-	<b>\$40,000</b>
Sky Harbor Airport Improvement		40,000	-	-	-	-	40,000
<b>Funding Total</b>		<b>\$40,000</b>	-	-	-	-	<b>\$40,000</b>
<b>AV16000021</b>	<b>TRASH BUNKER &amp; MATERIALS YARD RELOCATION</b>	<b>Function: Maintenance Facilities</b>				<b>District: 8</b>	
Relocate the trash bunker and materials yard to the south end area of Coperhead St.							
Construction		200,000	-	-	-	-	200,000
<b>Project Total</b>		<b>\$200,000</b>	-	-	-	-	<b>\$200,000</b>
Sky Harbor Airport Improvement		200,000	-	-	-	-	200,000
<b>Funding Total</b>		<b>\$200,000</b>	-	-	-	-	<b>\$200,000</b>
<b>AV16000022</b>	<b>LITTER AND RECYCLING RECEPTACLES</b>	<b>Function: Maintenance Facilities</b>				<b>District: 8</b>	
Purchase recycle and regular litter receptacles for sterile areas of terminal buildings at Sky Harbor International Airport.							
Equipment		350,000	-	-	-	-	350,000
<b>Project Total</b>		<b>\$350,000</b>	-	-	-	-	<b>\$350,000</b>
Sky Harbor Airport Improvement		350,000	-	-	-	-	350,000
<b>Funding Total</b>		<b>\$350,000</b>	-	-	-	-	<b>\$350,000</b>

**City of Phoenix, Arizona**  
**2007-2012 Capital Improvement Program**  
**Aviation**

<b>Project No.</b>	<b>Project Title</b>	<b>2007-08</b>	<b>2008-09</b>	<b>2009-10</b>	<b>2010-11</b>	<b>2011-12</b>	<b>Total</b>
<b>AV01010003</b>	<b>CNRP PROGRAM MANAGEMENT SERVICES</b>						
	Function: Part 150 Land						
	District: 8						
	Community Noise Reduction Program (CNRP) management as required by Part 150 of the Federal Aviation Regulations-Noise Compatibility.						
	Land Acquisition	9,442,000	-	-	-	-	9,442,000
	<b>Project Total</b>	<b>\$9,442,000</b>	<b>-</b>	<b>-</b>	<b>-</b>	<b>-</b>	<b>\$9,442,000</b>
	Passenger Facility Charge	9,442,000	-	-	-	-	9,442,000
	<b>Funding Total</b>	<b>\$9,442,000</b>	<b>-</b>	<b>-</b>	<b>-</b>	<b>-</b>	<b>\$9,442,000</b>
<b>AV01011235</b>	<b>HISTORIC SURVEY &amp; DETERMINATION OF ELIGIBILITY</b>						
	Function: Part 150 Land						
	District: Citywide						
	Implement provisions of Memorandum of Agreement with FAA and State Historic Preservation Officer that require certain actions when treating or acquiring historic homes.						
	Construction	60,000	-	-	-	-	60,000
	<b>Project Total</b>	<b>\$60,000</b>	<b>-</b>	<b>-</b>	<b>-</b>	<b>-</b>	<b>\$60,000</b>
	Passenger Facility Charge	60,000	-	-	-	-	60,000
	<b>Funding Total</b>	<b>\$60,000</b>	<b>-</b>	<b>-</b>	<b>-</b>	<b>-</b>	<b>\$60,000</b>
<b>AV80000002</b>	<b>600 S 24TH ST OFFICE COMPLEX</b>						
	Function: Relocation Costs						
	District: 8						
	Design and construct an office building and airport facilities complex providing space for all Aviation Dept divisions and functions.						
	Construction	58,437,000	-	-	-	-	58,437,000
	<b>Project Total</b>	<b>\$58,437,000</b>	<b>-</b>	<b>-</b>	<b>-</b>	<b>-</b>	<b>\$58,437,000</b>
	2007 Senior Lien Airport Revenue Bonds	58,437,000	-	-	-	-	58,437,000
	<b>Funding Total</b>	<b>\$58,437,000</b>	<b>-</b>	<b>-</b>	<b>-</b>	<b>-</b>	<b>\$58,437,000</b>
<b>AV80000003</b>	<b>500 S 24TH ST BUILDING RENOVATION</b>						
	Function: Relocation Costs						
	District: 8						
	Additional renovation to provide space for consultants and architectural engineers working on the Airport Development Program.						
	Construction	1,632,000	-	-	-	-	1,632,000
	<b>Project Total</b>	<b>\$1,632,000</b>	<b>-</b>	<b>-</b>	<b>-</b>	<b>-</b>	<b>\$1,632,000</b>
	2007 Senior Lien Airport Revenue Bonds	1,632,000	-	-	-	-	1,632,000
	<b>Funding Total</b>	<b>\$1,632,000</b>	<b>-</b>	<b>-</b>	<b>-</b>	<b>-</b>	<b>\$1,632,000</b>
<b>AV80000004</b>	<b>ADP - AVIATION OFFICE FACILITY DEVELOPMENT</b>						
	Function: Relocation Costs						
	District: 8						
	Provide for future Aviation office expansion and construction as part of the Airport Development Plan.						
	Construction	-	12,603,000	4,000,000	4,000,000	5,014,000	25,617,000
	<b>Project Total</b>	<b>-</b>	<b>\$12,603,000</b>	<b>\$4,000,000</b>	<b>\$4,000,000</b>	<b>\$5,014,000</b>	<b>\$25,617,000</b>
	Future Airport Bonds	-	12,603,000	4,000,000	4,000,000	5,014,000	25,617,000
	<b>Funding Total</b>	<b>-</b>	<b>\$12,603,000</b>	<b>\$4,000,000</b>	<b>\$4,000,000</b>	<b>\$5,014,000</b>	<b>\$25,617,000</b>
<b>AV14000005</b>	<b>ROADWAY PAVEMENT RESTORATION</b>						
	Function: Roads, Bridges, and Drainage						
	District: 8						
	Restore roadway pavement as needed.						
	Construction	1,700,000	-	-	-	-	1,700,000
	<b>Project Total</b>	<b>\$1,700,000</b>	<b>-</b>	<b>-</b>	<b>-</b>	<b>-</b>	<b>\$1,700,000</b>
	Sky Harbor Airport Improvement	1,700,000	-	-	-	-	1,700,000
	<b>Funding Total</b>	<b>\$1,700,000</b>	<b>-</b>	<b>-</b>	<b>-</b>	<b>-</b>	<b>\$1,700,000</b>

**City of Phoenix, Arizona**  
**2007-2012 Capital Improvement Program**  
**Aviation**

<b>Project No.</b>	<b>Project Title</b>	<b>2007-08</b>	<b>2008-09</b>	<b>2009-10</b>	<b>2010-11</b>	<b>2011-12</b>	<b>Total</b>
<b>AV14000012</b>	<b>SIGN STUDY AND IMPROVEMENT</b>						
	Function: Roads, Bridges, and Drainage						
	District: 8						
	Conduct an airport-wide study to improve signage at Sky Harbor International Airport.						
Study		1,180,000	-	-	-	-	1,180,000
<b>Project Total</b>		<b>\$1,180,000</b>	-	-	-	-	<b>\$1,180,000</b>
Sky Harbor Airport Improvement		1,180,000	-	-	-	-	1,180,000
<b>Funding Total</b>		<b>\$1,180,000</b>	-	-	-	-	<b>\$1,180,000</b>
<b>AV14000019</b>	<b>PAVEMENT REPLACEMENT AT BUCKEYE ROAD</b>						
	Function: Roads, Bridges, and Drainage						
	District: 8						
	Construct new pavement intersections on Sky Harbor Blvd.						
Construction		1,250,000	-	-	-	-	1,250,000
<b>Project Total</b>		<b>\$1,250,000</b>	-	-	-	-	<b>\$1,250,000</b>
2007 Senior Lien Airport Revenue Bonds		1,250,000	-	-	-	-	1,250,000
<b>Funding Total</b>		<b>\$1,250,000</b>	-	-	-	-	<b>\$1,250,000</b>
<b>AV08000002</b>	<b>SHIA HOLDING APRON TERMINAL FOUR</b>						
	Function: Runway and Taxiway Improvements						
	District: 8						
	Design Sky Harbor International Airport Terminal 4 holding apron.						
Design		6,493,000	-	-	-	-	6,493,000
<b>Project Total</b>		<b>\$6,493,000</b>	-	-	-	-	<b>\$6,493,000</b>
2007 Senior Lien Airport Revenue Bonds		6,493,000	-	-	-	-	6,493,000
<b>Funding Total</b>		<b>\$6,493,000</b>	-	-	-	-	<b>\$6,493,000</b>
<b>AV08000009</b>	<b>AIRSIDE ASPHALT PAVEMENT RESTORATION</b>						
	Function: Runway and Taxiway Improvements						
	District: 8						
	Restore asphalt pavement on taxiways and aprons at Sky Harbor International Airport.						
Construction		3,325,000	-	-	-	-	3,325,000
<b>Project Total</b>		<b>\$3,325,000</b>	-	-	-	-	<b>\$3,325,000</b>
2002 Airport Revenue Bonds		3,325,000	-	-	-	-	3,325,000
<b>Funding Total</b>		<b>\$3,325,000</b>	-	-	-	-	<b>\$3,325,000</b>
<b>AV08000029</b>	<b>REBUILD TAXIWAY E</b>						
	Function: Runway and Taxiway Improvements						
	District: 8						
	Rebuild Taxiway E at Sky Harbor International Airport in concrete.						
Construction		200,000	-	-	-	-	200,000
<b>Project Total</b>		<b>\$200,000</b>	-	-	-	-	<b>\$200,000</b>
Federal Grants		200,000	-	-	-	-	200,000
<b>Funding Total</b>		<b>\$200,000</b>	-	-	-	-	<b>\$200,000</b>
<b>AV08000030</b>	<b>PAVE INFIELDS</b>						
	Function: Runway and Taxiway Improvements						
	District: 8						
	Pave infields at Sky Harbor International Airport.						
Construction		1,966,000	-	-	-	-	1,966,000
<b>Project Total</b>		<b>\$1,966,000</b>	-	-	-	-	<b>\$1,966,000</b>
2002 Airport Revenue Bonds		1,966,000	-	-	-	-	1,966,000
<b>Funding Total</b>		<b>\$1,966,000</b>	-	-	-	-	<b>\$1,966,000</b>

**City of Phoenix, Arizona**  
**2007-2012 Capital Improvement Program**  
**Aviation**

<b>Project No.</b>	<b>Project Title</b>	<b>2007-08</b>	<b>2008-09</b>	<b>2009-10</b>	<b>2010-11</b>	<b>2011-12</b>	<b>Total</b>
<b>AV08000036</b>	<b>REBUILD TAXIWAY R</b>						
			<b>Function: Runway and Taxiway Improvements</b>				<b>District: 8</b>
	Rebuild Taxiway R at Sky Harbor International Airport in concrete.						
	Construction	15,000,000	-	-	-	-	15,000,000
	<b>Project Total</b>	<b>\$15,000,000</b>	-	-	-	-	<b>\$15,000,000</b>
	Passenger Facility Charge	3,750,000	-	-	-	-	3,750,000
	Federal Grants	11,250,000	-	-	-	-	11,250,000
	<b>Funding Total</b>	<b>\$15,000,000</b>	-	-	-	-	<b>\$15,000,000</b>
<b>AV08000038</b>	<b>TAXIWAY C WEST</b>						
			<b>Function: Runway and Taxiway Improvements</b>				<b>District: 8</b>
	Rebuild Taxiway C West at Sky Harbor International Airport.						
	Construction	12,000,000	-	-	-	-	12,000,000
	<b>Project Total</b>	<b>\$12,000,000</b>	-	-	-	-	<b>\$12,000,000</b>
	Passenger Facility Charge #5 - Expense	3,000,000	-	-	-	-	3,000,000
	Federal Grants	9,000,000	-	-	-	-	9,000,000
	<b>Funding Total</b>	<b>\$12,000,000</b>	-	-	-	-	<b>\$12,000,000</b>
<b>AV08000046</b>	<b>ENHANCED AIRFIELD MARKINGS</b>						
			<b>Function: Runway and Taxiway Improvements</b>				<b>District: 8</b>
	Stripe markings to provide visual cues to pilots to identify runway holding position location.						
	Construction	700,000	-	-	-	-	700,000
	<b>Project Total</b>	<b>\$700,000</b>	-	-	-	-	<b>\$700,000</b>
	Sky Harbor Airport Improvement	700,000	-	-	-	-	700,000
	<b>Funding Total</b>	<b>\$700,000</b>	-	-	-	-	<b>\$700,000</b>
<b>AV08000047</b>	<b>RUNWAY SIGN RELOCATION</b>						
			<b>Function: Runway and Taxiway Improvements</b>				<b>District: 8</b>
	Move mandatory runway identifier signs to the proper locations per FAA Advisory Circular.						
	Construction	125,000	-	-	-	-	125,000
	<b>Project Total</b>	<b>\$125,000</b>	-	-	-	-	<b>\$125,000</b>
	Sky Harbor Airport Improvement	125,000	-	-	-	-	125,000
	<b>Funding Total</b>	<b>\$125,000</b>	-	-	-	-	<b>\$125,000</b>
<b>AV08000048</b>	<b>EAST END RUNWAY 7R/25L RUNWAY SAFETY AREA COMPLIANCE</b>						
			<b>Function: Runway and Taxiway Improvements</b>				<b>District: 8</b>
	Construct Runway Safety Area and Object Free Area Improvements, including evaluation of the potential for mitigation by runway threshold relocation, additional land acquisition and relocations, and grading requirements.						
	Construction	4,500,000	-	-	-	-	4,500,000
	<b>Project Total</b>	<b>\$4,500,000</b>	-	-	-	-	<b>\$4,500,000</b>
	Passenger Facility Charge #5 - Expense	1,125,000	-	-	-	-	1,125,000
	Federal Grants	3,375,000	-	-	-	-	3,375,000
	<b>Funding Total</b>	<b>\$4,500,000</b>	-	-	-	-	<b>\$4,500,000</b>

**City of Phoenix, Arizona**  
**2007-2012 Capital Improvement Program**  
**Aviation**

<b>Project No.</b>	<b>Project Title</b>	<b>2007-08</b>	<b>2008-09</b>	<b>2009-10</b>	<b>2010-11</b>	<b>2011-12</b>	<b>Total</b>
<b>AV08000049</b>	<b>DBE CONTRACT MONITORING</b>						
			<b>Function: Runway and Taxiway Improvements</b>				<b>District: 8</b>
	Perform DBE contract monitoring.						
	Construction	250,000	-	-	-	-	250,000
	<b>Project Total</b>	<b>\$250,000</b>	-	-	-	-	<b>\$250,000</b>
	Sky Harbor Airport Improvement	250,000	-	-	-	-	250,000
	<b>Funding Total</b>	<b>\$250,000</b>	-	-	-	-	<b>\$250,000</b>
<b>AV08000050</b>	<b>ADP- AIRFIELD</b>						
			<b>Function: Runway and Taxiway Improvements</b>				<b>District: 8</b>
	Provide for future airfield projects at Sky Harbor International Airport as part of the Airport Development Plan.						
	Construction	-	59,793,000	52,733,000	46,087,000	43,781,000	202,394,000
	<b>Project Total</b>	-	<b>\$59,793,000</b>	<b>\$52,733,000</b>	<b>\$46,087,000</b>	<b>\$43,781,000</b>	<b>\$202,394,000</b>
	Future PFC	-	9,618,000	6,496,000	3,231,000	6,811,000	26,156,000
	Future Airport Bonds	-	47,376,000	38,033,000	40,111,000	33,812,000	159,332,000
	Federal Grants	-	2,799,000	8,204,000	2,745,000	3,158,000	16,906,000
	<b>Funding Total</b>	-	<b>\$59,793,000</b>	<b>\$52,733,000</b>	<b>\$46,087,000</b>	<b>\$43,781,000</b>	<b>\$202,394,000</b>
<b>AV18000001</b>	<b>ESTES LANDFILL</b>						
			<b>Function: Salt River Channelization</b>				<b>District: 8</b>
	Continue ongoing remediation work at the Estes Landfill.						
	Construction	50,000	-	-	-	-	50,000
	<b>Project Total</b>	<b>\$50,000</b>	-	-	-	-	<b>\$50,000</b>
	Sky Harbor Airport Improvement	50,000	-	-	-	-	50,000
	<b>Funding Total</b>	<b>\$50,000</b>	-	-	-	-	<b>\$50,000</b>
<b>AV18000005</b>	<b>LOW AREA FLOW CHANNEL</b>						
			<b>Function: Salt River Channelization</b>				<b>District: 8</b>
	Construct a low area flow channel adjacent to Sky Harbor International Airport.						
	Construction	663,000	-	-	-	-	663,000
	<b>Project Total</b>	<b>\$663,000</b>	-	-	-	-	<b>\$663,000</b>
	Sky Harbor Airport Improvement	663,000	-	-	-	-	663,000
	<b>Funding Total</b>	<b>\$663,000</b>	-	-	-	-	<b>\$663,000</b>
<b>AV17000001</b>	<b>SAFETY AND SECURITY IMPROVEMENTS</b>						
			<b>Function: Security Facilities</b>				<b>District: 8</b>
	Construct FAA-required safety and security improvements at Sky Harbor International Airport.						
	Construction	100,000	-	-	-	-	100,000
	<b>Project Total</b>	<b>\$100,000</b>	-	-	-	-	<b>\$100,000</b>
	Sky Harbor Airport Improvement	100,000	-	-	-	-	100,000
	<b>Funding Total</b>	<b>\$100,000</b>	-	-	-	-	<b>\$100,000</b>
<b>AV17000004</b>	<b>LANDSIDE AUTOMATED VEHICLE ID</b>						
			<b>Function: Security Facilities</b>				<b>District: 8</b>
	Develop an automated vehicle identification system to monitor vehicle access at Sky Harbor International Airport.						
	Construction	417,000	-	-	-	-	417,000
	<b>Project Total</b>	<b>\$417,000</b>	-	-	-	-	<b>\$417,000</b>
	Sky Harbor Airport Improvement	417,000	-	-	-	-	417,000
	<b>Funding Total</b>	<b>\$417,000</b>	-	-	-	-	<b>\$417,000</b>

**City of Phoenix, Arizona**  
**2007-2012 Capital Improvement Program**  
**Aviation**

<b>Project No.</b>	<b>Project Title</b>	<b>2007-08</b>	<b>2008-09</b>	<b>2009-10</b>	<b>2010-11</b>	<b>2011-12</b>	<b>Total</b>
<b>AV17000016</b>	<b>INTRUDER ALARM-PERIMETER FENCE</b>						
	Function: Security Facilities						
	District: 8						
	Install an intruder alarm system for the perimeter fence at Sky Harbor International Airport.						
Equipment		5,000,000	-	-	-	-	5,000,000
<b>Project Total</b>		<b>\$5,000,000</b>	-	-	-	-	<b>\$5,000,000</b>
Passenger Facility Charge #5 - Expense		5,000,000	-	-	-	-	5,000,000
<b>Funding Total</b>		<b>\$5,000,000</b>	-	-	-	-	<b>\$5,000,000</b>
<b>AV17000018</b>	<b>SECURITY IMPROVEMENTS</b>						
	Function: Security Facilities						
	District: 8						
	Implement security improvements at Sky Harbor International Airport.						
Construction		4,000,000	-	-	-	-	4,000,000
<b>Project Total</b>		<b>\$4,000,000</b>	-	-	-	-	<b>\$4,000,000</b>
Passenger Facility Charge #5 - Expense		4,000,000	-	-	-	-	4,000,000
<b>Funding Total</b>		<b>\$4,000,000</b>	-	-	-	-	<b>\$4,000,000</b>
<b>AV17000020</b>	<b>IN-LINE EDS</b>						
	Function: Security Facilities						
	District: 8						
	Develop in-line Baggage Explosive Detection System at Sky Harbor International Airport.						
Construction		5,828,000	-	-	-	-	5,828,000
<b>Project Total</b>		<b>\$5,828,000</b>	-	-	-	-	<b>\$5,828,000</b>
Transportation Security Admin Grant		4,371,000	-	-	-	-	4,371,000
Passenger Facility Charge		1,457,000	-	-	-	-	1,457,000
<b>Funding Total</b>		<b>\$5,828,000</b>	-	-	-	-	<b>\$5,828,000</b>
<b>AV17000023</b>	<b>PLANTERS AND BOLLARDS AT TERMINALS</b>						
	Function: Security Facilities						
	District: 8						
	Construct planters and bollards at terminals to provide impact barriers at windows and doorways.						
Construction		1,600,000	-	-	-	-	1,600,000
<b>Project Total</b>		<b>\$1,600,000</b>	-	-	-	-	<b>\$1,600,000</b>
Sky Harbor Airport Improvement		1,600,000	-	-	-	-	1,600,000
<b>Funding Total</b>		<b>\$1,600,000</b>	-	-	-	-	<b>\$1,600,000</b>
<b>AV17000030</b>	<b>AIRFIELD MOVEMENT DRIVING SIMULATOR</b>						
	Function: Security Facilities						
	District: 8						
	Acquire a simulator to provide detailed graphical driver simulation as well as provide simulated Air Traffic Control clearance through movement areas following FAA protocols.						
Equipment		200,000	-	-	-	-	200,000
<b>Project Total</b>		<b>\$200,000</b>	-	-	-	-	<b>\$200,000</b>
Passenger Facility Charge #5 - Expense		200,000	-	-	-	-	200,000
<b>Funding Total</b>		<b>\$200,000</b>	-	-	-	-	<b>\$200,000</b>
<b>AV17000031</b>	<b>ACCESS CONTROL &amp; ALARM MONITORING NETWORK</b>						
	Function: Security Facilities						
	District: 8						
	Provide network engineering services to conduct a thorough analysis of existing ACAMS network configuration.						
Construction		150,000	-	-	-	-	150,000
<b>Project Total</b>		<b>\$150,000</b>	-	-	-	-	<b>\$150,000</b>
Passenger Facility Charge #5 - Expense		150,000	-	-	-	-	150,000
<b>Funding Total</b>		<b>\$150,000</b>	-	-	-	-	<b>\$150,000</b>

**City of Phoenix, Arizona**  
**2007-2012 Capital Improvement Program**  
**Aviation**

<b>Project No.</b>	<b>Project Title</b>	<b>2007-08</b>	<b>2008-09</b>	<b>2009-10</b>	<b>2010-11</b>	<b>2011-12</b>	<b>Total</b>
<b>AV17000032</b>	<b>ACCESS CONTROL INTERNATIONAL WALKWAY</b>						
	Function: Security Facilities						
	District: 8						
	Install pedestrian turnstile access control door to international tunnel exit.						
	Construction	150,000	-	-	-	-	150,000
	<b>Project Total</b>	<b>\$150,000</b>	<b>-</b>	<b>-</b>	<b>-</b>	<b>-</b>	<b>\$150,000</b>
	Passenger Facility Charge #5 - Expense	150,000	-	-	-	-	150,000
	<b>Funding Total</b>	<b>\$150,000</b>	<b>-</b>	<b>-</b>	<b>-</b>	<b>-</b>	<b>\$150,000</b>
<b>AV17000033</b>	<b>PORTABLE NETWORK ACCESS CONTROL &amp; ALARM MONITORING SYSTEM</b>						
	Function: Security Facilities						
	District: 8						
	Purchase 15 portable ACAM badge readers.						
	Equipment	100,000	-	-	-	-	100,000
	<b>Project Total</b>	<b>\$100,000</b>	<b>-</b>	<b>-</b>	<b>-</b>	<b>-</b>	<b>\$100,000</b>
	Passenger Facility Charge #5 - Expense	100,000	-	-	-	-	100,000
	<b>Funding Total</b>	<b>\$100,000</b>	<b>-</b>	<b>-</b>	<b>-</b>	<b>-</b>	<b>\$100,000</b>
<b>AV17000034</b>	<b>MOBILE COMMAND VEHICLE</b>						
	Function: Security Facilities						
	District: 8						
	Procure a mobile command vehicle to augment the unified command function in the field (Police/Fire/Aviation) during emergencies that occur on or near Sky Harbor Airport.						
	Equipment	725,000	-	-	-	-	725,000
	<b>Project Total</b>	<b>\$725,000</b>	<b>-</b>	<b>-</b>	<b>-</b>	<b>-</b>	<b>\$725,000</b>
	Passenger Facility Charge #5 - Expense	725,000	-	-	-	-	725,000
	<b>Funding Total</b>	<b>\$725,000</b>	<b>-</b>	<b>-</b>	<b>-</b>	<b>-</b>	<b>\$725,000</b>
<b>AV11000003</b>	<b>TERMINAL 3 ADA IMPROVEMENTS</b>						
	Function: Terminal 3						
	District: 8						
	Construct improvements needed at Terminal 3 to comply with the Americans with Disabilities Act.						
	Construction	200,000	-	-	-	-	200,000
	<b>Project Total</b>	<b>\$200,000</b>	<b>-</b>	<b>-</b>	<b>-</b>	<b>-</b>	<b>\$200,000</b>
	Sky Harbor Airport Improvement	200,000	-	-	-	-	200,000
	<b>Funding Total</b>	<b>\$200,000</b>	<b>-</b>	<b>-</b>	<b>-</b>	<b>-</b>	<b>\$200,000</b>
<b>AV11000052</b>	<b>TERMINAL 3 JET BRIDGES REPLACEMENT</b>						
	Function: Terminal 3						
	District: 8						
	Replace jet bridges in Terminal 3.						
	Construction	1,000,000	-	-	-	-	1,000,000
	<b>Project Total</b>	<b>\$1,000,000</b>	<b>-</b>	<b>-</b>	<b>-</b>	<b>-</b>	<b>\$1,000,000</b>
	2002 Airport Revenue Bonds	1,000,000	-	-	-	-	1,000,000
	<b>Funding Total</b>	<b>\$1,000,000</b>	<b>-</b>	<b>-</b>	<b>-</b>	<b>-</b>	<b>\$1,000,000</b>
<b>AV11000054</b>	<b>TERMINAL 3 JOY FAN</b>						
	Function: Terminal 3						
	District: 8						
	Replace axial vane fans (joy fans) with updated fan wall technology in Terminal 3.						
	Construction	800,000	-	-	-	-	800,000
	<b>Project Total</b>	<b>\$800,000</b>	<b>-</b>	<b>-</b>	<b>-</b>	<b>-</b>	<b>\$800,000</b>
	Sky Harbor Airport Improvement	800,000	-	-	-	-	800,000
	<b>Funding Total</b>	<b>\$800,000</b>	<b>-</b>	<b>-</b>	<b>-</b>	<b>-</b>	<b>\$800,000</b>

**City of Phoenix, Arizona**  
**2007-2012 Capital Improvement Program**  
**Aviation**

<b>Project No.</b>	<b>Project Title</b>	<b>2007-08</b>	<b>2008-09</b>	<b>2009-10</b>	<b>2010-11</b>	<b>2011-12</b>	<b>Total</b>
<b>AV11000055</b>	<b>TERMINAL 3 ELECTRIC</b>						
	Upgrade electrical system in Terminal 3.						
	Construction	19,950,000	-	-	-	-	19,950,000
	<b>Project Total</b>	<b>\$19,950,000</b>	-	-	-	-	<b>\$19,950,000</b>
	2002 Airport Revenue Bonds	19,950,000	-	-	-	-	19,950,000
	<b>Funding Total</b>	<b>\$19,950,000</b>	-	-	-	-	<b>\$19,950,000</b>
<b>AV11000056</b>	<b>TERMINAL 3 SOUTH CONCOURSE EMERGENCY POWER</b>						
	Repair emergency electrical system in Terminal 3 at Sky Harbor International Airport.						
	Construction	1,800,000	-	-	-	-	1,800,000
	<b>Project Total</b>	<b>\$1,800,000</b>	-	-	-	-	<b>\$1,800,000</b>
	Sky Harbor Airport Improvement	1,800,000	-	-	-	-	1,800,000
	<b>Funding Total</b>	<b>\$1,800,000</b>	-	-	-	-	<b>\$1,800,000</b>
<b>AV11000057</b>	<b>TERMINAL 3 COOLING TOWER UPGRADE</b>						
	Upgrade the cooling tower in Terminal 3.						
	Construction	250,000	-	-	-	-	250,000
	<b>Project Total</b>	<b>\$250,000</b>	-	-	-	-	<b>\$250,000</b>
	Sky Harbor Airport Improvement	250,000	-	-	-	-	250,000
	<b>Funding Total</b>	<b>\$250,000</b>	-	-	-	-	<b>\$250,000</b>
<b>AV11000058</b>	<b>TERMINAL 3 CAROUSEL REPLACEMENT</b>						
	Install 4 new baggage carousels capable of handling current and future baggage loads.						
	Equipment	300,000	-	-	-	-	300,000
	<b>Project Total</b>	<b>\$300,000</b>	-	-	-	-	<b>\$300,000</b>
	Sky Harbor Airport Improvement	300,000	-	-	-	-	300,000
	<b>Funding Total</b>	<b>\$300,000</b>	-	-	-	-	<b>\$300,000</b>
<b>AV11000059</b>	<b>TERMINAL 3 VESTIBULE DOOR REPLACEMENT</b>						
	Replace Terminal 3 vestibule door.						
	Equipment	250,000	-	-	-	-	250,000
	<b>Project Total</b>	<b>\$250,000</b>	-	-	-	-	<b>\$250,000</b>
	Sky Harbor Airport Improvement	250,000	-	-	-	-	250,000
	<b>Funding Total</b>	<b>\$250,000</b>	-	-	-	-	<b>\$250,000</b>
<b>AV11000060</b>	<b>TERMINAL 3 STREET LEVEL RESTROOM REMODEL</b>						
	Expand the restrooms on the street level at Terminal 3 to double the size and capacity.						
	Construction	400,000	-	-	-	-	400,000
	<b>Project Total</b>	<b>\$400,000</b>	-	-	-	-	<b>\$400,000</b>
	Sky Harbor Airport Improvement	400,000	-	-	-	-	400,000
	<b>Funding Total</b>	<b>\$400,000</b>	-	-	-	-	<b>\$400,000</b>

**City of Phoenix, Arizona**  
**2007-2012 Capital Improvement Program**  
**Aviation**

<b>Project No.</b>	<b>Project Title</b>	<b>2007-08</b>	<b>2008-09</b>	<b>2009-10</b>	<b>2010-11</b>	<b>2011-12</b>	<b>Total</b>
<b>AV11000061</b>	<b>TERMINAL 3 HARD SURFACE FLOORING REPLACEMENT</b>						
	Remove and replace the hard surface tile floor with Terrazzo.						
	Construction	400,000	-	-	-	-	400,000
	<b>Project Total</b>	<b>\$400,000</b>	-	-	-	-	<b>\$400,000</b>
	Sky Harbor Airport Improvement	400,000	-	-	-	-	400,000
	<b>Funding Total</b>	<b>\$400,000</b>	-	-	-	-	<b>\$400,000</b>
<b>AV11000062</b>	<b>T-3 EXPANSION OF CHECKPOINTS</b>						
	Expand checkpoints in Terminal 3.						
	Construction	18,600,000	-	-	-	-	18,600,000
	<b>Project Total</b>	<b>\$18,600,000</b>	-	-	-	-	<b>\$18,600,000</b>
	Passenger Facility Charge #5 - Expense	18,600,000	-	-	-	-	18,600,000
	<b>Funding Total</b>	<b>\$18,600,000</b>	-	-	-	-	<b>\$18,600,000</b>
<b>AV21000021</b>	<b>TERMINAL 4 ADA IMPROVEMENTS</b>						
	Construct improvements required by the Americans with Disabilities Act at Terminal 4.						
	Construction	400,000	-	-	-	-	400,000
	<b>Project Total</b>	<b>\$400,000</b>	-	-	-	-	<b>\$400,000</b>
	Sky Harbor Airport Improvement	400,000	-	-	-	-	400,000
	<b>Funding Total</b>	<b>\$400,000</b>	-	-	-	-	<b>\$400,000</b>
<b>AV21000024</b>	<b>TERMINAL 4 CARPET REPLACEMENT</b>						
	Replace the carpeting in Terminal 4.						
	Construction	150,000	-	-	-	-	150,000
	<b>Project Total</b>	<b>\$150,000</b>	-	-	-	-	<b>\$150,000</b>
	Sky Harbor Airport Improvement	150,000	-	-	-	-	150,000
	<b>Funding Total</b>	<b>\$150,000</b>	-	-	-	-	<b>\$150,000</b>
<b>AV21000040</b>	<b>TERMINAL 4 HVAC CONTROLS REPLACEMENT</b>						
	Replace heating, ventilating and air conditioning controls at Terminal 4 at Sky Harbor International Airport.						
	Construction	45,000	-	-	-	-	45,000
	<b>Project Total</b>	<b>\$45,000</b>	-	-	-	-	<b>\$45,000</b>
	Sky Harbor Airport Improvement	45,000	-	-	-	-	45,000
	<b>Funding Total</b>	<b>\$45,000</b>	-	-	-	-	<b>\$45,000</b>
<b>AV21000046</b>	<b>TERMINAL 4 SIDEWALK</b>						
	Rehabilitate Terminal 4 sidewalk and expansion joints.						
	Construction	6,094,000	-	-	-	-	6,094,000
	<b>Project Total</b>	<b>\$6,094,000</b>	-	-	-	-	<b>\$6,094,000</b>
	Passenger Facility Charge	6,094,000	-	-	-	-	6,094,000
	<b>Funding Total</b>	<b>\$6,094,000</b>	-	-	-	-	<b>\$6,094,000</b>

**City of Phoenix, Arizona**  
**2007-2012 Capital Improvement Program**  
**Aviation**

<b>Project No.</b>	<b>Project Title</b>	<b>2007-08</b>	<b>2008-09</b>	<b>2009-10</b>	<b>2010-11</b>	<b>2011-12</b>	<b>Total</b>
<b>AV21000051</b>	<b>TERMINAL 4 CONCOURSE</b>						
	Design Terminal 4 Concourse.						
			<b>Function: Terminal 4</b>			<b>District: 8</b>	
Design		4,000,000	-	-	-	-	4,000,000
	<b>Project Total</b>	<b>\$4,000,000</b>	-	-	-	-	<b>\$4,000,000</b>
2002 Airport Revenue Bonds		4,000,000	-	-	-	-	4,000,000
	<b>Funding Total</b>	<b>\$4,000,000</b>	-	-	-	-	<b>\$4,000,000</b>
<b>AV21000056</b>	<b>TERMINAL 4 ELEVATOR DOOR SYSTEM</b>						
	Upgrade elevator door system in Terminal 4 at Sky Harbor International Airport.						
			<b>Function: Terminal 4</b>			<b>District: 8</b>	
Construction		57,000	-	-	-	-	57,000
	<b>Project Total</b>	<b>\$57,000</b>	-	-	-	-	<b>\$57,000</b>
Sky Harbor Airport Improvement		57,000	-	-	-	-	57,000
	<b>Funding Total</b>	<b>\$57,000</b>	-	-	-	-	<b>\$57,000</b>
<b>AV21000057</b>	<b>TERMINAL 4 CHILLER REPLACEMENT</b>						
	Replace chiller in Terminal 4.						
			<b>Function: Terminal 4</b>			<b>District: 8</b>	
Construction		1,300,000	-	-	-	-	1,300,000
	<b>Project Total</b>	<b>\$1,300,000</b>	-	-	-	-	<b>\$1,300,000</b>
2002 Airport Revenue Bonds		1,300,000	-	-	-	-	1,300,000
	<b>Funding Total</b>	<b>\$1,300,000</b>	-	-	-	-	<b>\$1,300,000</b>
<b>AV21000059</b>	<b>INTERNATIONAL GATE PODIUMS</b>						
	Replace international gate podiums in Terminal 4 at Sky Harbor International Airport.						
			<b>Function: Terminal 4</b>			<b>District: 8</b>	
Construction		670,000	-	-	-	-	670,000
	<b>Project Total</b>	<b>\$670,000</b>	-	-	-	-	<b>\$670,000</b>
Sky Harbor Airport Improvement		670,000	-	-	-	-	670,000
	<b>Funding Total</b>	<b>\$670,000</b>	-	-	-	-	<b>\$670,000</b>
<b>AV21000060</b>	<b>TERMINAL 4 PRECONDITIONED AIR UPGRADE</b>						
	Replace four existing air handlers and update two additional air handlers at the Terminal 4 International gates.						
			<b>Function: Terminal 4</b>			<b>District: 8</b>	
Construction		1,650,000	-	-	-	-	1,650,000
	<b>Project Total</b>	<b>\$1,650,000</b>	-	-	-	-	<b>\$1,650,000</b>
2002 Airport Revenue Bonds		1,650,000	-	-	-	-	1,650,000
	<b>Funding Total</b>	<b>\$1,650,000</b>	-	-	-	-	<b>\$1,650,000</b>
<b>AV21000061</b>	<b>TERMINAL 4 OUTDOOR OVERHANG LIGHTING</b>						
	Move lighting fixtures to hang from columns on Sky Harbor Boulevard to provide better lighting and lower voltage usage.						
			<b>Function: Terminal 4</b>			<b>District: 8</b>	
Construction		485,000	-	-	-	-	485,000
	<b>Project Total</b>	<b>\$485,000</b>	-	-	-	-	<b>\$485,000</b>
Sky Harbor Airport Improvement		485,000	-	-	-	-	485,000
	<b>Funding Total</b>	<b>\$485,000</b>	-	-	-	-	<b>\$485,000</b>

**City of Phoenix, Arizona**  
**2007-2012 Capital Improvement Program**  
**Aviation**

<b>Project No.</b>	<b>Project Title</b>	<b>2007-08</b>	<b>2008-09</b>	<b>2009-10</b>	<b>2010-11</b>	<b>2011-12</b>	<b>Total</b>
<b>AV21000062</b>	<b>TERMINAL 4 FIRE ALARM</b>						
	Upgrade Terminal 4 fire alarm.						
			<b>Function: Terminal 4</b>			<b>District: 8</b>	
Construction		670,000	-	-	-	-	670,000
<b>Project Total</b>		<b>\$670,000</b>	-	-	-	-	<b>\$670,000</b>
Sky Harbor Airport Improvement		670,000	-	-	-	-	670,000
<b>Funding Total</b>		<b>\$670,000</b>	-	-	-	-	<b>\$670,000</b>
<b>AV21000063</b>	<b>TERMINAL 4 CIRCULATION SPACE EXPANSION</b>						
	Prepare a circulation study to determine if it is possible to remove the two central stairwells and escalators from Terminal 4, Level 2.						
Study		500,000	-	-	-	-	500,000
<b>Project Total</b>		<b>\$500,000</b>	-	-	-	-	<b>\$500,000</b>
Sky Harbor Airport Improvement		500,000	-	-	-	-	500,000
<b>Funding Total</b>		<b>\$500,000</b>	-	-	-	-	<b>\$500,000</b>
<b>AV21000064</b>	<b>TERMINAL 4 BENCHES</b>						
	Purchase exterior benches for Terminal 4 public spaces.						
Equipment		150,000	-	-	-	-	150,000
<b>Project Total</b>		<b>\$150,000</b>	-	-	-	-	<b>\$150,000</b>
Sky Harbor Airport Improvement		150,000	-	-	-	-	150,000
<b>Funding Total</b>		<b>\$150,000</b>	-	-	-	-	<b>\$150,000</b>
<b>AV21000065</b>	<b>TERMINAL 4 INTERIOR SEATING</b>						
	Purchase interior benches and soft seating groups.						
Equipment		100,000	-	-	-	-	100,000
<b>Project Total</b>		<b>\$100,000</b>	-	-	-	-	<b>\$100,000</b>
Sky Harbor Airport Improvement		100,000	-	-	-	-	100,000
<b>Funding Total</b>		<b>\$100,000</b>	-	-	-	-	<b>\$100,000</b>
<b>AV21000066</b>	<b>TERMINAL 4 N-2 CONCOURSE ROOF</b>						
	Restore Terminal 4 Concourse roof.						
Construction		300,000	-	-	-	-	300,000
<b>Project Total</b>		<b>\$300,000</b>	-	-	-	-	<b>\$300,000</b>
Sky Harbor Airport Improvement		300,000	-	-	-	-	300,000
<b>Funding Total</b>		<b>\$300,000</b>	-	-	-	-	<b>\$300,000</b>
<b>AV21000067</b>	<b>TERMINAL 4 CENTRAL PLANT PIPING MODIFICATIONS</b>						
	Install isolation valves on all open and closed loop branch piping.						
Construction		800,000	-	-	-	-	800,000
<b>Project Total</b>		<b>\$800,000</b>	-	-	-	-	<b>\$800,000</b>
2002 Airport Revenue Bonds		800,000	-	-	-	-	800,000
<b>Funding Total</b>		<b>\$800,000</b>	-	-	-	-	<b>\$800,000</b>

**City of Phoenix, Arizona**  
**2007-2012 Capital Improvement Program**  
**Aviation**

<b>Project No.</b>	<b>Project Title</b>	<b>2007-08</b>	<b>2008-09</b>	<b>2009-10</b>	<b>2010-11</b>	<b>2011-12</b>	<b>Total</b>
<b>AV2100068</b>	<b>REPLACE TERMINAL 4 LEVEL 2 TICKET COUNTERS</b> Function: Terminal 4						District: 8
	Replace approximately 15 ticket counters at Terminal 4, Level 2.						
Construction		500,000	-	-	-	-	500,000
<b>Project Total</b>		<b>\$500,000</b>	-	-	-	-	<b>\$500,000</b>
Sky Harbor Airport Improvement		500,000	-	-	-	-	500,000
<b>Funding Total</b>		<b>\$500,000</b>	-	-	-	-	<b>\$500,000</b>
<b>AV2100069</b>	<b>TERMINAL 4 FIRE PUMP &amp; CONTROLLER REPLACEMENT</b> Function: Terminal 4						District: 8
	Replace main fire pump, control panel , jockey pump and associated valving for the Terminal 4 fire system.						
Construction		350,000	-	-	-	-	350,000
<b>Project Total</b>		<b>\$350,000</b>	-	-	-	-	<b>\$350,000</b>
Sky Harbor Airport Improvement		350,000	-	-	-	-	350,000
<b>Funding Total</b>		<b>\$350,000</b>	-	-	-	-	<b>\$350,000</b>
<b>AV2100071</b>	<b>ADP- OTHER TERMINAL</b> Function: Terminal 4						District: 8
	Provide for future remodeling, repairs, and improvement projects in terminals at Sky Harbor International Airport.						
Construction		-	22,373,000	25,137,000	32,608,000	35,378,000	115,496,000
<b>Project Total</b>		-	<b>\$22,373,000</b>	<b>\$25,137,000</b>	<b>\$32,608,000</b>	<b>\$35,378,000</b>	<b>\$115,496,000</b>
Sky Harbor Airport Improvement		-	8,321,000	3,022,000	1,893,000	1,456,000	14,692,000
Future PFC		-	82,000	542,000	2,202,000	3,033,000	5,859,000
Future Airport Bonds		-	13,970,000	21,573,000	28,513,000	30,889,000	94,945,000
<b>Funding Total</b>		-	<b>\$22,373,000</b>	<b>\$25,137,000</b>	<b>\$32,608,000</b>	<b>\$35,378,000</b>	<b>\$115,496,000</b>
<b>AV1500008</b>	<b>RELOCATE TAXI HOLDING LOT</b> Function: Vehicle Parking Facilities						District: 8
	Relocate the taxi holding lot at Sky Harbor International Airport.						
Construction		1,600,000	-	-	-	-	1,600,000
<b>Project Total</b>		<b>\$1,600,000</b>	-	-	-	-	<b>\$1,600,000</b>
2002 Airport Revenue Bonds		1,600,000	-	-	-	-	1,600,000
<b>Funding Total</b>		<b>\$1,600,000</b>	-	-	-	-	<b>\$1,600,000</b>
<b>AV1500013</b>	<b>CONSOLIDATED RENTAL CAR CENTER (RCC)</b> Function: Vehicle Parking Facilities						District: 8
	Final costs of construction of a consolidated rental car center.						
Construction		400,000	-	-	-	-	400,000
<b>Project Total</b>		<b>\$400,000</b>	-	-	-	-	<b>\$400,000</b>
Customer Facility Charges		400,000	-	-	-	-	400,000
<b>Funding Total</b>		<b>\$400,000</b>	-	-	-	-	<b>\$400,000</b>
<b>AV1500023</b>	<b>RENTAL CAR BUS MAINTENANCE FACILITY</b> Function: Vehicle Parking Facilities						District: 8
	Final costs of rental car bus maintenance facility.						
Construction		464,000	-	-	-	-	464,000
<b>Project Total</b>		<b>\$464,000</b>	-	-	-	-	<b>\$464,000</b>
Customer Facility Charges		464,000	-	-	-	-	464,000
<b>Funding Total</b>		<b>\$464,000</b>	-	-	-	-	<b>\$464,000</b>

**City of Phoenix, Arizona**  
**2007-2012 Capital Improvement Program**

**Aviation**

<b>Project No.</b>	<b>Project Title</b>	<b>2007-08</b>	<b>2008-09</b>	<b>2009-10</b>	<b>2010-11</b>	<b>2011-12</b>	<b>Total</b>
<b>AV1500038</b>	<b>TERMINAL 3 GARAGE RENOVATIONS</b>						
	Renovate Terminal 3 garage.						
	Construction	1,200,000	-	-	-	-	1,200,000
	<b>Project Total</b>	<b>\$1,200,000</b>	-	-	-	-	<b>\$1,200,000</b>
	2002 Airport Revenue Bonds	1,200,000	-	-	-	-	1,200,000
	<b>Funding Total</b>	<b>\$1,200,000</b>	-	-	-	-	<b>\$1,200,000</b>
<b>AV1500043</b>	<b>ACE BUILDING</b>						
	Preliminary study of ACE building.						
	Study	1,161,000	-	-	-	-	1,161,000
	<b>Project Total</b>	<b>\$1,161,000</b>	-	-	-	-	<b>\$1,161,000</b>
	Sky Harbor Airport Improvement	1,161,000	-	-	-	-	1,161,000
	<b>Funding Total</b>	<b>\$1,161,000</b>	-	-	-	-	<b>\$1,161,000</b>
<b>AV1500050</b>	<b>OPERATIONS DIVISION PARKING CANOPIES</b>						
	Refurbish Operations Division parking canopies.						
	Construction	160,000	-	-	-	-	160,000
	<b>Project Total</b>	<b>\$160,000</b>	-	-	-	-	<b>\$160,000</b>
	Sky Harbor Airport Improvement	160,000	-	-	-	-	160,000
	<b>Funding Total</b>	<b>\$160,000</b>	-	-	-	-	<b>\$160,000</b>
<b>AV1500051</b>	<b>RCC ADDITIONAL BUSES</b>						
	Purchase 12 additional Compressed Natural Gas buses for the consolidated rental car center bus operations.						
	Equipment	4,200,000	-	-	-	-	4,200,000
	<b>Project Total</b>	<b>\$4,200,000</b>	-	-	-	-	<b>\$4,200,000</b>
	Customer Facility Charges	4,200,000	-	-	-	-	4,200,000
	<b>Funding Total</b>	<b>\$4,200,000</b>	-	-	-	-	<b>\$4,200,000</b>
<b>AV1500053</b>	<b>ADP - PARKING, ROADWAY AND LANDSIDE</b>						
	Provide for future parking expansion projects roadway construction projects and landside projects for Sky Harbor International Airport as part of the Airport Development Plan.						
	Construction	-	68,539,000	36,744,000	46,020,000	70,981,000	222,284,000
	<b>Project Total</b>	-	<b>\$68,539,000</b>	<b>\$36,744,000</b>	<b>\$46,020,000</b>	<b>\$70,981,000</b>	<b>\$222,284,000</b>
	Sky Harbor Airport Improvement	-	46,182,000	26,744,000	11,020,000	52,965,000	136,911,000
	Future PFC	-	1,134,000	-	-	932,000	2,066,000
	Future Airport Bonds	-	20,785,000	10,000,000	35,000,000	17,084,000	82,869,000
	Customer Facility Charges	-	438,000	-	-	-	438,000
	<b>Funding Total</b>	-	<b>\$68,539,000</b>	<b>\$36,744,000</b>	<b>\$46,020,000</b>	<b>\$70,981,000</b>	<b>\$222,284,000</b>
<b>AV1200006</b>	<b>WEST TERMINAL PROGRAM MANAGER</b>						
	Contract with program manager for the future West Terminal.						
	Construction	500,000	-	-	-	-	500,000
	<b>Project Total</b>	<b>\$500,000</b>	-	-	-	-	<b>\$500,000</b>
	2002 Airport Revenue Bonds	500,000	-	-	-	-	500,000
	<b>Funding Total</b>	<b>\$500,000</b>	-	-	-	-	<b>\$500,000</b>

**City of Phoenix, Arizona**  
**2007-2012 Capital Improvement Program**  
**Aviation**

<b>Project No.</b>	<b>Project Title</b>	<b>2007-08</b>	<b>2008-09</b>	<b>2009-10</b>	<b>2010-11</b>	<b>2011-12</b>	<b>Total</b>
<b>AV12000008</b>	<b>ADP - WEST TERMINAL DEVELOPMENT</b>						
	Function: West Terminal						
	District: 8						
	Provide for future Sky Harbor International Airport West Terminal design and construction.						
Construction		- 61,919,000		- 47,237,000	438,315,000	547,471,000	
<b>Project Total</b>		<b>- \$61,919,000</b>		<b>- \$47,237,000</b>	<b>\$438,315,000</b>	<b>\$547,471,000</b>	
Future PFC		- 616,000		- 11,139,000	102,219,000	113,974,000	
Future Airport Bonds		- 61,303,000		- 36,098,000	336,096,000	433,497,000	
<b>Funding Total</b>		<b>- \$61,919,000</b>		<b>- \$47,237,000</b>	<b>\$438,315,000</b>	<b>\$547,471,000</b>	
<b>AV61000002</b>	<b>ADP- WILLIAMS GATEWAY</b>						
	Function: Williams Gateway Airport						
	District:						
	Provide for future projects related to the Williams Gateway investment as part of the Airport Development Plan.						
Construction		-	- 1,695,000	4,077,000	1,802,000	7,574,000	
<b>Project Total</b>		<b>-</b>	<b>\$1,695,000</b>	<b>\$4,077,000</b>	<b>\$1,802,000</b>	<b>\$7,574,000</b>	
Sky Harbor Airport Improvement		-	1,695,000	4,077,000	1,802,000	7,574,000	
<b>Funding Total</b>		<b>-</b>	<b>\$1,695,000</b>	<b>\$4,077,000</b>	<b>\$1,802,000</b>	<b>\$7,574,000</b>	
<b>AV51000004</b>	<b>PARDON OUR DUST</b>						
	Function: Aviation Contingency						
	District: Citywide						
	Implement 'Pardon our Dust' publicity campaign.						
Construction		850,000	-	-	-	-	850,000
<b>Project Total</b>		<b>\$850,000</b>	<b>-</b>	<b>-</b>	<b>-</b>	<b>-</b>	<b>\$850,000</b>
Sky Harbor Airport Improvement		850,000	-	-	-	-	850,000
<b>Funding Total</b>		<b>\$850,000</b>	<b>-</b>	<b>-</b>	<b>-</b>	<b>-</b>	<b>\$850,000</b>
<b>AV51000005</b>	<b>ADP- CONTINGENCY</b>						
	Function: Aviation Contingency						
	District: 8						
	Provide contingencies to cover future Aviation capital improvement projects that may occur in the Airport Development Plan.						
Construction		- 27,956,000	9,360,000	4,670,000	33,478,000	75,464,000	
<b>Project Total</b>		<b>- \$27,956,000</b>	<b>\$9,360,000</b>	<b>\$4,670,000</b>	<b>\$33,478,000</b>	<b>\$75,464,000</b>	
Sky Harbor Airport Improvement		- 13,978,000	4,680,000	2,335,000	1,739,000	22,732,000	
Future Airport Bonds		- 13,978,000	4,680,000	2,335,000	31,739,000	52,732,000	
<b>Funding Total</b>		<b>- \$27,956,000</b>	<b>\$9,360,000</b>	<b>\$4,670,000</b>	<b>\$33,478,000</b>	<b>\$75,464,000</b>	
<b>BCAVN2004E</b>	<b>AIRPORT BOND ANTICIPATION NOTES</b>						
	Function: Debt						
	District: Citywide						
	Principal and interest for airport bond anticipation notes.						
Other		850,000	-	-	-	-	850,000
<b>Project Total</b>		<b>\$850,000</b>	<b>-</b>	<b>-</b>	<b>-</b>	<b>-</b>	<b>\$850,000</b>
Aviation Commercial Paper Fund		850,000	-	-	-	-	850,000
<b>Funding Total</b>		<b>\$850,000</b>	<b>-</b>	<b>-</b>	<b>-</b>	<b>-</b>	<b>\$850,000</b>
<b>BIAVN20070</b>	<b>BOND ISSUANCE-AVIATION</b>						
	Function: Debt						
	District: Citywide						
	Bond issuance costs for Aviation revenue bonds.						
Other		7,975,000	-	-	-	-	7,975,000
<b>Project Total</b>		<b>\$7,975,000</b>	<b>-</b>	<b>-</b>	<b>-</b>	<b>-</b>	<b>\$7,975,000</b>
2007 Senior Lien Airport Revenue Bonds		7,975,000	-	-	-	-	7,975,000
<b>Funding Total</b>		<b>\$7,975,000</b>	<b>-</b>	<b>-</b>	<b>-</b>	<b>-</b>	<b>\$7,975,000</b>

**City of Phoenix, Arizona**  
**2007-2012 Capital Improvement Program**  
**Aviation**

<b>Project No.</b>	<b>Project Title</b>	<b>2007-08</b>	<b>2008-09</b>	<b>2009-10</b>	<b>2010-11</b>	<b>2011-12</b>	<b>Total</b>
<b>AV00000017</b>	<b>RENTAL CAR FACILITY - PERCENT FOR ART</b>						
	Acquire and implement artwork for the Consolidated Rental Car Facility.						
	Equipment	40,000	-	-	-	-	40,000
	<b>Project Total</b>	<b>\$40,000</b>	-	-	-	-	<b>\$40,000</b>
	2002 Airport Revenue Bonds	40,000	-	-	-	-	40,000
	<b>Funding Total</b>	<b>\$40,000</b>	-	-	-	-	<b>\$40,000</b>
<b>AV00000023</b>	<b>AIRCRAFT ACQUISITION</b>						
	Purchase vintage World War I fighter aircraft to be displayed at Sky Harbor International Airport.						
	Construction	1,500,000	-	-	-	-	1,500,000
	<b>Project Total</b>	<b>\$1,500,000</b>	-	-	-	-	<b>\$1,500,000</b>
	2007 Senior Lien Airport Revenue Bonds	1,500,000	-	-	-	-	1,500,000
	<b>Funding Total</b>	<b>\$1,500,000</b>	-	-	-	-	<b>\$1,500,000</b>
<b>AV00000025</b>	<b>ADP-OTHER PROJECTS PERCENT FOR ART</b>						
	Provide for future public art projects associated with future projects in the Airport Development Plan.						
	Equipment	-	-	339,000	349,000	1,201,000	1,889,000
	<b>Project Total</b>	-	-	<b>\$339,000</b>	<b>\$349,000</b>	<b>\$1,201,000</b>	<b>\$1,889,000</b>
	Sky Harbor Airport Improvement	-	-	339,000	349,000	1,201,000	1,889,000
	<b>Funding Total</b>	-	-	<b>\$339,000</b>	<b>\$349,000</b>	<b>\$1,201,000</b>	<b>\$1,889,000</b>
<b>AR66000014</b>	<b>COMMISSION ROBERT MCCALL PAINTINGS - PERCENT FOR ART</b>						
	Commission artist Robert McCall to paint five images of famous Arizona aviators for Sky Harbor Airport portable works collection.						
	Equipment	25,300	-	-	-	-	25,300
	<b>Project Total</b>	<b>\$25,300</b>	-	-	-	-	<b>\$25,300</b>
	2002 Airport Revenue Bonds	25,300	-	-	-	-	25,300
	<b>Funding Total</b>	<b>\$25,300</b>	-	-	-	-	<b>\$25,300</b>
<b>AR66000015</b>	<b>AVIATION MASTER PLAN - PERCENT FOR ART</b>						
	Develop a master plan for future public art at Sky Harbor Airport.						
	Study	74,000	-	-	-	-	74,000
	<b>Project Total</b>	<b>\$74,000</b>	-	-	-	-	<b>\$74,000</b>
	2002 Airport Revenue Bonds	74,000	-	-	-	-	74,000
	<b>Funding Total</b>	<b>\$74,000</b>	-	-	-	-	<b>\$74,000</b>
<b>AR66000017</b>	<b>RENTAL CAR FACILITY - PERCENT FOR ART</b>						
	Install three murals on the 16th Street wall of the facility and produce a book in conjunction with the art project.						
	Construction	99,700	-	-	-	-	99,700
	<b>Project Total</b>	<b>\$99,700</b>	-	-	-	-	<b>\$99,700</b>
	2002 Airport Revenue Bonds	99,700	-	-	-	-	99,700
	<b>Funding Total</b>	<b>\$99,700</b>	-	-	-	-	<b>\$99,700</b>

**City of Phoenix, Arizona**  
**2007-2012 Capital Improvement Program**  
**Aviation**

<b>Project No.</b>	<b>Project Title</b>	<b>2007-08</b>	<b>2008-09</b>	<b>2009-10</b>	<b>2010-11</b>	<b>2011-12</b>	<b>Total</b>
<b>AR6600018</b>	<b>EAST &amp; WEST ENTRIES - PERCENT FOR ART</b>						
	Design major entry features for East and West entrances of the airport.						
	Construction	300,000	-	-	-	-	300,000
	<b>Project Total</b>	<b>\$300,000</b>	-	-	-	-	<b>\$300,000</b>
	Sky Harbor %Arts Comm Reinvestment	300,000	-	-	-	-	300,000
	<b>Funding Total</b>	<b>\$300,000</b>	-	-	-	-	<b>\$300,000</b>
<b>AR6600019</b>	<b>EXTERIOR ART OPPORTUNITIES - PERCENT FOR ART</b>						
	Enhance exterior walls, columns, fencing and spaces at the airport.						
	Construction	1,265,600	-	-	-	-	1,265,600
	<b>Project Total</b>	<b>\$1,265,600</b>	-	-	-	-	<b>\$1,265,600</b>
	CFC Bonds	1,265,600	-	-	-	-	1,265,600
	<b>Funding Total</b>	<b>\$1,265,600</b>	-	-	-	-	<b>\$1,265,600</b>
<b>AR6600020</b>	<b>TERMINAL 4 ENHANCEMENTS - PERCENT FOR ART</b>						
	Integrate public art into proposed renovations and concourse expansions at Terminal 4.						
	Construction	3,900,000	-	-	-	-	3,900,000
	<b>Project Total</b>	<b>\$3,900,000</b>	-	-	-	-	<b>\$3,900,000</b>
	1981 GO Municipal Airport Expansion Bonds	3,900,000	-	-	-	-	3,900,000
	<b>Funding Total</b>	<b>\$3,900,000</b>	-	-	-	-	<b>\$3,900,000</b>
<b>AR6600021</b>	<b>PORTABLE WORKS - PERCENT FOR ART</b>						
	Purchase and commission portable artworks for Aviation art collection.						
	Construction	310,000	-	-	-	-	310,000
	<b>Project Total</b>	<b>\$310,000</b>	-	-	-	-	<b>\$310,000</b>
	CFC Bonds	216,622	-	-	-	-	216,622
	1998 Airport Non-AMT Revenue Bonds	93,378	-	-	-	-	93,378
	<b>Funding Total</b>	<b>\$310,000</b>	-	-	-	-	<b>\$310,000</b>
<b>AR6600022</b>	<b>AUTOMATED TRAIN - PERCENT FOR ART</b>						
	Integrate public art into the 4.7mile automated train system.						
	Construction	3,000,000	-	-	-	-	3,000,000
	<b>Project Total</b>	<b>\$3,000,000</b>	-	-	-	-	<b>\$3,000,000</b>
	CFC Bonds	74,040	-	-	-	-	74,040
	2002 Airport Revenue Bonds	1,073	-	-	-	-	1,073
	1981 GO Municipal Airport Expansion Bonds	2,924,887	-	-	-	-	2,924,887
	<b>Funding Total</b>	<b>\$3,000,000</b>	-	-	-	-	<b>\$3,000,000</b>
<b>AR6600023</b>	<b>WEST TERMINAL - PERCENT FOR ART</b>						
	Integrate major works of art into the proposed 33-gate terminal.						
	Construction	239,400	-	-	-	-	239,400
	<b>Project Total</b>	<b>\$239,400</b>	-	-	-	-	<b>\$239,400</b>
	Sky Harbor %Arts Comm Reinvestment	36,771	-	-	-	-	36,771
	CFC Bonds	202,629	-	-	-	-	202,629
	<b>Funding Total</b>	<b>\$239,400</b>	-	-	-	-	<b>\$239,400</b>

## **Economic Development**

The \$92.5 million Economic Development program is funded with 2006 Bonds, Community Reinvestment funds, and non-profit corporation bonds and includes downtown and citywide economic development projects.

Downtown projects include acquiring land, renovating a building for the School of Journalism, designing the new University of Arizona College of Pharmacy and constructing infrastructure improvements to the Phoenix Biomedical Campus. Land acquisition and site preparation near the downtown area for the expansion of the Life Sciences Research Park is also planned. Other projects include downtown infrastructure improvements to sidewalks, landscaping and lighting, business redevelopment and public art enhancements.

Other projects funded with 2006 Bonds include the revitalization of public infrastructure in West Phoenix and acquisition of property for the relocation of the state fairgrounds.

**2007-2012 CAPITAL IMPROVEMENT PROGRAM**

**Economic Development  
Capital Improvement Program Summary**

<b>Project Summary</b>	<b>2007-08</b>	<b>2008-09</b>	<b>2009-10</b>	<b>2010-11</b>	<b>2011-12</b>	<b>Total</b>
Downtown Development	\$ 24,509,899	\$ 29,035,431	\$ 10,055,700	\$ 8,577,400	\$ 2,000,000	\$ 74,178,430
Economic Development	2,530,000	3,471,400	2,677,000	1,584,000	-	10,262,400
Small High Schools	-	6,930,000	-	-	-	6,930,000
Percent for Art	450,000	483,300	97,300	68,600	-	1,099,200
<b>Total</b>	<b>\$ 27,489,899</b>	<b>\$ 39,920,131</b>	<b>\$ 12,830,000</b>	<b>\$ 10,230,000</b>	<b>\$ 2,000,000</b>	<b>\$ 92,470,030</b>

**Source of Funds**

Operating Funds

Community Reinvestment	\$ 6,210,000	\$ 1,130,000	\$ 2,000,000	\$ 2,000,000	\$ 2,000,000	\$ 13,340,000
------------------------	--------------	--------------	--------------	--------------	--------------	---------------

Bond Funds

2006 Bonds	\$ 21,279,899	\$ 38,790,131	\$ 10,830,000	\$ 8,230,000	\$ -	\$ 79,130,030
------------	---------------	---------------	---------------	--------------	------	---------------

**Total Sources of Funds**

<b>Total Sources of Funds</b>	<b>\$ 27,489,899</b>	<b>\$ 39,920,131</b>	<b>\$ 12,830,000</b>	<b>\$ 10,230,000</b>	<b>\$ 2,000,000</b>	<b>\$ 92,470,030</b>
-------------------------------	----------------------	----------------------	----------------------	----------------------	---------------------	----------------------

**City of Phoenix, Arizona**  
**2007-2012 Capital Improvement Program**  
**Economic Development**

<b>Project No.</b>	<b>Project Title</b>	<b>2007-08</b>	<b>2008-09</b>	<b>2009-10</b>	<b>2010-11</b>	<b>2011-12</b>	<b>Total</b>
<b>CM40630001</b>	<b>SMALL HIGH SCHOOL PARTNERSHIPS</b>	<b>Function: Small High Schools</b>			<b>District: Citywide</b>		
Establish a program to encourage the creation of small Phoenix high schools designed to prepare students for careers in high-demand fields.							
Design	-	693,000	-	-	-	-	693,000
Construction	-	6,237,000	-	-	-	-	6,237,000
<b>Project Total</b>	<b>-</b>	<b>\$6,930,000</b>	<b>-</b>	<b>-</b>	<b>-</b>	<b>-</b>	<b>\$6,930,000</b>
2006 Education Bonds	-	6,930,000	-	-	-	-	6,930,000
<b>Funding Total</b>	<b>-</b>	<b>\$6,930,000</b>	<b>-</b>	<b>-</b>	<b>-</b>	<b>-</b>	<b>\$6,930,000</b>
<b>CD1000001</b>	<b>DOWNTOWN COMMUNITY REINVESTMENT</b>	<b>Function: Downtown Development</b>			<b>District: 7 &amp; 8</b>		
Perform business redevelopment projects within the downtown area.							
Equipment	900,000	900,000	2,000,000	2,000,000	2,000,000	2,000,000	7,800,000
Construction	5,100,000	-	-	-	-	-	5,100,000
<b>Project Total</b>	<b>\$6,000,000</b>	<b>\$900,000</b>	<b>\$2,000,000</b>	<b>\$2,000,000</b>	<b>\$2,000,000</b>	<b>\$2,000,000</b>	<b>\$12,900,000</b>
Downtown Community Reinvestment Fund	6,000,000	900,000	2,000,000	2,000,000	2,000,000	2,000,000	12,900,000
<b>Funding Total</b>	<b>\$6,000,000</b>	<b>\$900,000</b>	<b>\$2,000,000</b>	<b>\$2,000,000</b>	<b>\$2,000,000</b>	<b>\$2,000,000</b>	<b>\$12,900,000</b>
<b>CD1000019</b>	<b>ARTIST STOREFRONT PROGRAM</b>	<b>Function: Downtown Development</b>			<b>District: 7 &amp; 8</b>		
Stimulate the arts and art-related businesses and eliminate slum and blight downtown.							
Land Acquisition	-	70,000	-	70,000	-	-	140,000
Construction	210,000	408,200	-	178,200	-	-	796,400
<b>Project Total</b>	<b>\$210,000</b>	<b>\$478,200</b>	<b>-</b>	<b>\$248,200</b>	<b>-</b>	<b>-</b>	<b>\$936,400</b>
Downtown Community Reinvestment Fund	210,000	230,000	-	-	-	-	440,000
2006 Libraries, Youth, Senior & Cultural Facilities Bonds	-	248,200	-	248,200	-	-	496,400
<b>Funding Total</b>	<b>\$210,000</b>	<b>\$478,200</b>	<b>-</b>	<b>\$248,200</b>	<b>-</b>	<b>-</b>	<b>\$936,400</b>
<b>CD3000002</b>	<b>PHOENIX BIOMEDICAL CAMPUS INFRASTRUCTURE IMPROVEMENTS</b>	<b>Function: Downtown Development</b>			<b>District: 8</b>		
Study, design, and construct infrastructure improvements on the Phoenix Biomedical Campus (PBC).							
Study	14,850	-	-	-	-	-	14,850
Design	30,150	-	-	-	-	-	30,150
Construction	795,000	495,000	-	-	-	-	1,290,000
<b>Project Total</b>	<b>\$840,000</b>	<b>\$495,000</b>	<b>-</b>	<b>-</b>	<b>-</b>	<b>-</b>	<b>\$1,335,000</b>
2006 Education Bonds	840,000	495,000	-	-	-	-	1,335,000
<b>Funding Total</b>	<b>\$840,000</b>	<b>\$495,000</b>	<b>-</b>	<b>-</b>	<b>-</b>	<b>-</b>	<b>\$1,335,000</b>
<b>CD3000003</b>	<b>TRANSIT ORIENTED DEVELOPMENT</b>	<b>Function: Downtown Development</b>			<b>District: Various</b>		
Acquire land and construct public infrastructure to facilitate transit-oriented development (TOD) along the Light Rail transit (LRT) corridor.							
Land Acquisition	-	200,000	200,000	300,000	-	-	700,000
Construction	-	297,000	495,000	495,000	-	-	1,287,000
<b>Project Total</b>	<b>-</b>	<b>\$497,000</b>	<b>\$695,000</b>	<b>\$795,000</b>	<b>-</b>	<b>-</b>	<b>\$1,987,000</b>
2006 Economic Development Bonds	-	497,000	695,000	795,000	-	-	1,987,000
<b>Funding Total</b>	<b>-</b>	<b>\$497,000</b>	<b>\$695,000</b>	<b>\$795,000</b>	<b>-</b>	<b>-</b>	<b>\$1,987,000</b>

**City of Phoenix, Arizona**  
**2007-2012 Capital Improvement Program**  
**Economic Development**

<b>Project No.</b>	<b>Project Title</b>	<b>2007-08</b>	<b>2008-09</b>	<b>2009-10</b>	<b>2010-11</b>	<b>2011-12</b>	<b>Total</b>
<b>CD3000004</b>	<b>ASU DOWNTOWN PHOENIX CAMPUS</b>						
	Design and construct the College of Nursing and Healthcare Innovation building.						
	Land Acquisition	12,500,000	-	-	-	-	12,500,000
	Design	-	7,551,225	-	-	-	7,551,225
	Construction	-	11,703,806	-	-	-	11,703,806
	<b>Project Total</b>	<b>\$12,500,000</b>	<b>\$19,255,031</b>	<b>-</b>	<b>-</b>	<b>-</b>	<b>\$31,755,031</b>
	2006 Education Bonds	12,500,000	19,255,031	-	-	-	31,755,031
	<b>Funding Total</b>	<b>\$12,500,000</b>	<b>\$19,255,031</b>	<b>-</b>	<b>-</b>	<b>-</b>	<b>\$31,755,031</b>
<b>CD3000005</b>	<b>ASU POST OFFICE</b>						
	Design and construct a carrier replacement facility to exchange for the Downtown Post Office facility with the United States Post Office.						
	Design	-	990,000	-	-	-	990,000
	Construction	-	2,970,000	-	-	-	2,970,000
	<b>Project Total</b>	<b>-</b>	<b>\$3,960,000</b>	<b>-</b>	<b>-</b>	<b>-</b>	<b>\$3,960,000</b>
	2006 Parks and Open Spaces Bonds	-	3,960,000	-	-	-	3,960,000
	<b>Funding Total</b>	<b>-</b>	<b>\$3,960,000</b>	<b>-</b>	<b>-</b>	<b>-</b>	<b>\$3,960,000</b>
<b>CD3000006</b>	<b>PUHS AUDITORIUM RENOVATION</b>						
	Restore the auditorium's lobby to provide the original display space to the Phoenix Union Alumni Association.						
	Construction	1,494,900	-	-	-	-	1,494,900
	<b>Project Total</b>	<b>\$1,494,900</b>	<b>-</b>	<b>-</b>	<b>-</b>	<b>-</b>	<b>\$1,494,900</b>
	2006 Education Bonds	1,494,900	-	-	-	-	1,494,900
	<b>Funding Total</b>	<b>\$1,494,900</b>	<b>-</b>	<b>-</b>	<b>-</b>	<b>-</b>	<b>\$1,494,900</b>
<b>CD3000008</b>	<b>U OF A COLLEGE OF PHARMACY</b>						
	Assist in the location and development of the University of Arizona College of Pharmacy in downtown Phoenix.						
	Design	-	1,475,100	-	-	-	1,475,100
	<b>Project Total</b>	<b>-</b>	<b>\$1,475,100</b>	<b>-</b>	<b>-</b>	<b>-</b>	<b>\$1,475,100</b>
	2006 Education Bonds	-	1,475,100	-	-	-	1,475,100
	<b>Funding Total</b>	<b>-</b>	<b>\$1,475,100</b>	<b>-</b>	<b>-</b>	<b>-</b>	<b>\$1,475,100</b>
<b>CD3000009</b>	<b>DOWNTOWN LAND ACQUISITION - HOUSING / MIXED USE</b>						
	Acquire land in the downtown area to assist in the development of residential projects.						
	Land Acquisition	-	500,000	500,000	1,000,000	-	2,000,000
	<b>Project Total</b>	<b>-</b>	<b>\$500,000</b>	<b>\$500,000</b>	<b>\$1,000,000</b>	<b>-</b>	<b>\$2,000,000</b>
	2006 Economic Development Bonds	-	500,000	500,000	1,000,000	-	2,000,000
	<b>Funding Total</b>	<b>-</b>	<b>\$500,000</b>	<b>\$500,000</b>	<b>\$1,000,000</b>	<b>-</b>	<b>\$2,000,000</b>
<b>CD3000010</b>	<b>ARIZONA STATE UNIVERSITY DOWNTOWN PHOENIX CAMPUS STREETSCAPES</b>						
	Design and construct upgraded sidewalks, landscaping, lighting, public art and shade treatments.						
	Pre-design	10,147	-	-	-	-	10,147
	Design	255,915	-	-	-	-	255,915
	Construction	3,198,937	-	-	-	-	3,198,937
	<b>Project Total</b>	<b>\$3,464,999</b>	<b>-</b>	<b>-</b>	<b>-</b>	<b>-</b>	<b>\$3,464,999</b>
	2006 Street Improvement and Storm Sewer Bonds	3,464,999	-	-	-	-	3,464,999
	<b>Funding Total</b>	<b>\$3,464,999</b>	<b>-</b>	<b>-</b>	<b>-</b>	<b>-</b>	<b>\$3,464,999</b>

**City of Phoenix, Arizona**  
**2007-2012 Capital Improvement Program**  
**Economic Development**

<b>Project No.</b>	<b>Project Title</b>	<b>2007-08</b>	<b>2008-09</b>	<b>2009-10</b>	<b>2010-11</b>	<b>2011-12</b>	<b>Total</b>
<b>CD30000011</b>	<b>DOWNTOWN GATEWAYS AND OASIS</b>						
	Function: Downtown Development						
	District: 7 & 8						
	Design and construct shade structures and signage in collaboration with downtown stakeholders and adjacent neighborhoods.						
Pre-design		-	49,500	-	-	-	49,500
Design		-	99,000	-	-	-	99,000
Construction		-	-	1,336,500	-	-	1,336,500
<b>Project Total</b>		-	<b>\$148,500</b>	<b>\$1,336,500</b>	-	-	<b>\$1,485,000</b>
2006 Street Improvement and Storm Sewer Bonds		-	148,500	1,336,500	-	-	1,485,000
<b>Funding Total</b>		-	<b>\$148,500</b>	<b>\$1,336,500</b>	-	-	<b>\$1,485,000</b>
<b>CD30000012</b>	<b>LIFE SCIENCE RESEARCH PARK</b>						
	Function: Downtown Development						
	District: Citywide						
	Design and construct an expansion of the life sciences research park, including academic, clinical, research and private development.						
Pre-design		-	51,480	-	-	-	51,480
Design		-	146,520	-	-	-	146,520
Construction		-	-	990,000	792,000	-	1,782,000
<b>Project Total</b>		-	<b>\$198,000</b>	<b>\$990,000</b>	<b>\$792,000</b>	-	<b>\$1,980,000</b>
2006 Education Bonds		-	198,000	990,000	792,000	-	1,980,000
<b>Funding Total</b>		-	<b>\$198,000</b>	<b>\$990,000</b>	<b>\$792,000</b>	-	<b>\$1,980,000</b>
<b>CD30000013</b>	<b>DOWNTOWN STREETSCAPES, TRAIL &amp; CONNECT</b>						
	Function: Downtown Development						
	District: 7 & 8						
	Design and construct upgraded sidewalks, improved landscaping, lighting, and shade treatments totaling approximately ten miles of area.						
Design		-	364,815	-	-	-	364,815
Construction		-	612,315	1,929,510	2,043,360	-	4,585,185
<b>Project Total</b>		-	<b>\$977,130</b>	<b>\$1,929,510</b>	<b>\$2,043,360</b>	-	<b>\$4,950,000</b>
2006 Street Improvement and Storm Sewer Bonds		-	977,130	1,929,510	2,043,360	-	4,950,000
<b>Funding Total</b>		-	<b>\$977,130</b>	<b>\$1,929,510</b>	<b>\$2,043,360</b>	-	<b>\$4,950,000</b>
<b>CD30000014</b>	<b>DOWNTOWN WAYFINDING SYSTEM</b>						
	Function: Downtown Development						
	District: 8						
	Design and construct a Downtown Wayfinding System leading into and throughout the Copper Square district.						
Study		-	-	24,750	-	-	24,750
Design		-	-	24,750	-	-	24,750
Construction		-	-	940,500	-	-	940,500
<b>Project Total</b>		-	-	<b>\$990,000</b>	-	-	<b>\$990,000</b>
2006 Street Improvement and Storm Sewer Bonds		-	-	990,000	-	-	990,000
<b>Funding Total</b>		-	-	<b>\$990,000</b>	-	-	<b>\$990,000</b>
<b>CD30000015</b>	<b>HOPE V/RIO SALADO CONNECTORS DOWNTOWN</b>						
	Function: Downtown Development						
	District: 7 & 8						
	Design and construct wide sidewalks, attractive and desert appropriate landscaping and decorative and practical lighting to make the area pedestrian-friendly.						
Design		-	151,470	104,445	-	-	255,915
Construction		-	-	1,510,245	1,698,840	-	3,209,085
<b>Project Total</b>		-	<b>\$151,470</b>	<b>\$1,614,690</b>	<b>\$1,698,840</b>	-	<b>\$3,465,000</b>
2006 Street Improvement and Storm Sewer Bonds		-	151,470	1,614,690	1,698,840	-	3,465,000
<b>Funding Total</b>		-	<b>\$151,470</b>	<b>\$1,614,690</b>	<b>\$1,698,840</b>	-	<b>\$3,465,000</b>

**City of Phoenix, Arizona**  
**2007-2012 Capital Improvement Program**  
**Economic Development**

<b>Project No.</b>	<b>Project Title</b>	<b>2007-08</b>	<b>2008-09</b>	<b>2009-10</b>	<b>2010-11</b>	<b>2011-12</b>	<b>Total</b>
<b>ED1000018</b>	<b>STATE LAND INFRASTRUCTURE PROJECT</b>						
	Function: Economic Development						
	District: Citywide						
	Conduct feasibility studies and design work for public infrastructure in the right-of-way for future development.						
	Construction	-	99,000	99,000	-	-	198,000
	<b>Project Total</b>	-	<b>\$99,000</b>	<b>\$99,000</b>	-	-	<b>\$198,000</b>
	2006 Street Improvement and Storm Sewer Bonds	-	99,000	99,000	-	-	198,000
	<b>Funding Total</b>	-	<b>\$99,000</b>	<b>\$99,000</b>	-	-	<b>\$198,000</b>
<b>ED1000019</b>	<b>STATE FAIR REDEVELOPMENT</b>						
	Function: Economic Development						
	District: 7						
	Contribution to master planning activities including consultation for state fairgrounds relocation and redevelopment of existing fairgrounds site.						
	Land Acquisition	-	640,000	400,000	-	-	1,040,000
	Construction	-	950,400	594,000	-	-	1,544,400
	<b>Project Total</b>	-	<b>\$1,590,400</b>	<b>\$994,000</b>	-	-	<b>\$2,584,400</b>
	2006 Economic Development Bonds	-	1,590,400	994,000	-	-	2,584,400
	<b>Funding Total</b>	-	<b>\$1,590,400</b>	<b>\$994,000</b>	-	-	<b>\$2,584,400</b>
<b>ED1000020</b>	<b>WEST PHOENIX REVITALIZATION</b>						
	Function: Economic Development						
	District: 4, 5 & 7						
	Renovate and enhance existing underutilized and/or blighted retail shopping strip centers through a matching grant program to improve the facade, infrastructure, landscaping, and signage that meets current City standards.						
	Study	-	123,750	74,250	74,250	-	272,250
	Design	-	173,250	99,000	99,000	-	371,250
	Construction	-	1,485,000	1,410,750	1,410,750	-	4,306,500
	<b>Project Total</b>	-	<b>\$1,782,000</b>	<b>\$1,584,000</b>	<b>\$1,584,000</b>	-	<b>\$4,950,000</b>
	2006 Economic Development Bonds	-	1,782,000	1,584,000	1,584,000	-	4,950,000
	<b>Funding Total</b>	-	<b>\$1,782,000</b>	<b>\$1,584,000</b>	<b>\$1,584,000</b>	-	<b>\$4,950,000</b>
<b>BIPTS20070</b>	<b>BOND ISSUANCE COSTS</b>						
	Function: Debt						
	District: Citywide						
	Bond issuance costs for Downtown Education G.O. bonds.						
	Other	2,530,000	-	-	-	-	2,530,000
	<b>Project Total</b>	<b>\$2,530,000</b>	-	-	-	-	<b>\$2,530,000</b>
	2006 Education Bonds	2,530,000	-	-	-	-	2,530,000
	<b>Funding Total</b>	<b>\$2,530,000</b>	-	-	-	-	<b>\$2,530,000</b>
<b>AR8100001</b>	<b>WALTER CRONKITE SCHOOL OF JOURNALISM</b>						
	Function: Percent for Art						
	District: 7 & 8						
	Design artwork to be integrated into the new Journalism building at Central and Taylor.						
	Construction	450,000	-	-	-	-	450,000
	<b>Project Total</b>	<b>\$450,000</b>	-	-	-	-	<b>\$450,000</b>
	2006 Education Bonds	450,000	-	-	-	-	450,000
	<b>Funding Total</b>	<b>\$450,000</b>	-	-	-	-	<b>\$450,000</b>

**City of Phoenix, Arizona**  
**2007-2012 Capital Improvement Program**  
**Economic Development**

<i>Project No.</i>	<i>Project Title</i>	<i>2007-08</i>	<i>2008-09</i>	<i>2009-10</i>	<i>2010-11</i>	<i>2011-12</i>	<i>Total</i>
<b>AR87000001</b>	<b>ECONOMIC DEVELOPMENT - PERCENT FOR ART</b>						
	Acquire artwork for Central City Revitalization 2006 Bond projects.						
	Construction	-	454,700	74,300	52,600	-	581,600
	<b>Project Total</b>	-	<b>\$454,700</b>	<b>\$74,300</b>	<b>\$52,600</b>	-	<b>\$581,600</b>
	2006 Street Improvement and Storm Sewer Bonds	-	12,900	59,300	37,800	-	110,000
	2006 Parks and Open Spaces Bonds	-	40,000	-	-	-	40,000
	2006 Libraries, Youth, Senior & Cultural Facilities Bonds	-	1,800	-	1,800	-	3,600
	2006 Education Bonds	-	397,000	10,000	8,000	-	415,000
	2006 Economic Development Bonds	-	3,000	5,000	5,000	-	13,000
	<b>Funding Total</b>	-	<b>\$454,700</b>	<b>\$74,300</b>	<b>\$52,600</b>	-	<b>\$581,600</b>
<b>AR87000004</b>	<b>WEST PHOENIX REVITALIZATION - PERCENT FOR ART</b>						
	Commission artwork in conjunction with the revitalization efforts in West Phoenix.						
	Construction	-	19,000	17,000	16,000	-	52,000
	<b>Project Total</b>	-	<b>\$19,000</b>	<b>\$17,000</b>	<b>\$16,000</b>	-	<b>\$52,000</b>
	2006 Street Improvement and Storm Sewer Bonds	-	1,000	1,000	-	-	2,000
	2006 Economic Development Bonds	-	18,000	16,000	16,000	-	50,000
	<b>Funding Total</b>	-	<b>\$19,000</b>	<b>\$17,000</b>	<b>\$16,000</b>	-	<b>\$52,000</b>
<b>AR87000005</b>	<b>STATE FAIRGROUNDS - PERCENT FOR ART</b>						
	Develop a public art project for the State Fairgrounds.						
	Construction	-	9,600	6,000	-	-	15,600
	<b>Project Total</b>	-	<b>\$9,600</b>	<b>\$6,000</b>	-	-	<b>\$15,600</b>
	2006 Economic Development Bonds	-	9,600	6,000	-	-	15,600
	<b>Funding Total</b>	-	<b>\$9,600</b>	<b>\$6,000</b>	-	-	<b>\$15,600</b>

## Energy Conservation

The \$7.1 million Energy Conservation program is funded with General, Convention Center, Wastewater and Water operating funds. This program includes projects to continue the city's energy conservation and cost reduction efforts at various city facilities.

The city's Energy Conservation program has been in place for more than 20 years. Through the program's efforts in addressing energy efficient retrofits, energy efficient design and management, metering for efficient operations and implementation of new technology, the annual cost savings average \$250,000.

**2007-2012 CAPITAL IMPROVEMENT PROGRAM**

**Energy Conservation**  
Capital Improvement Program Summary

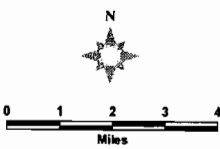
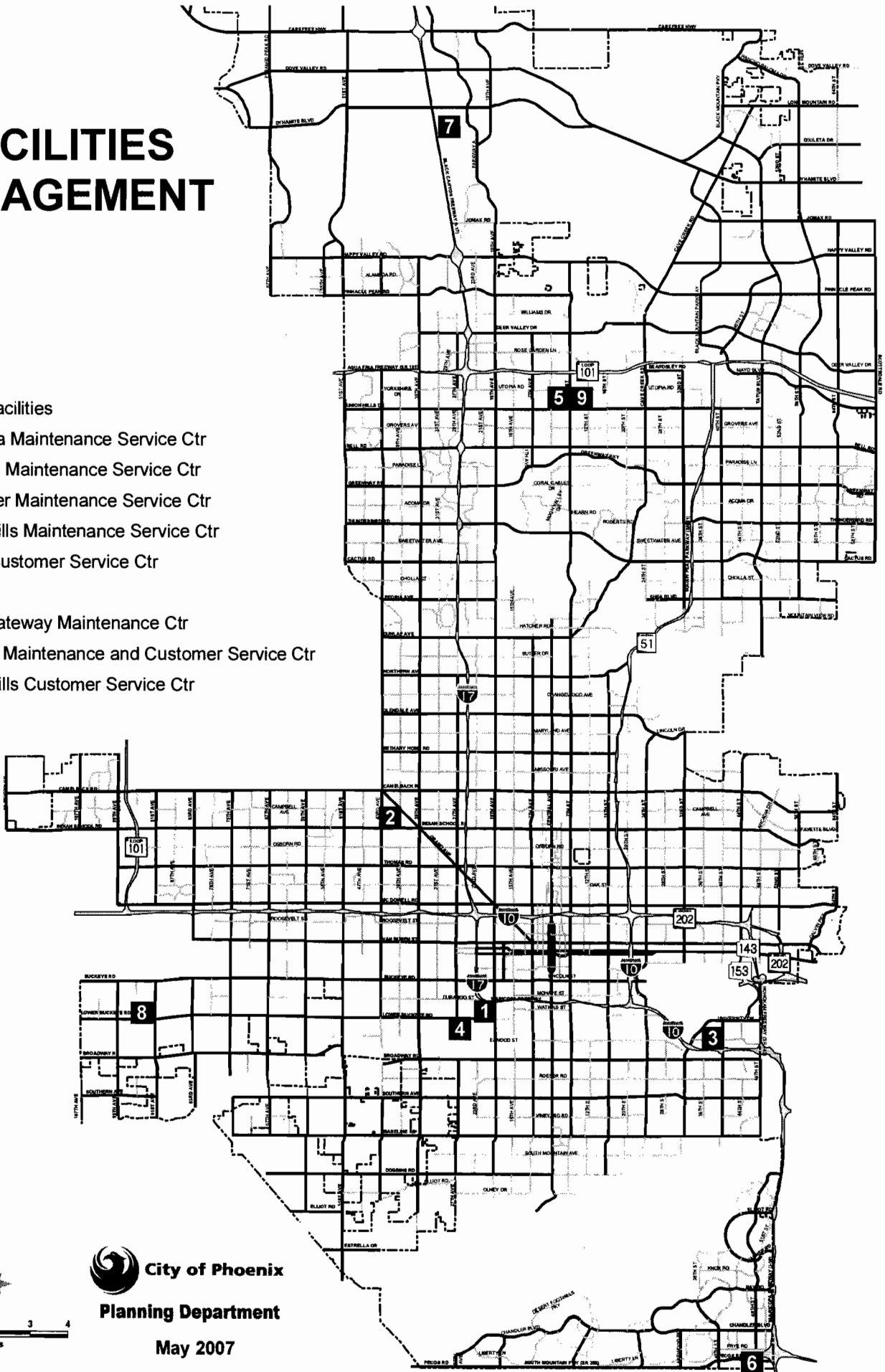
<b>Project Summary</b>	<b>2007-08</b>	<b>2008-09</b>	<b>2009-10</b>	<b>2010-11</b>	<b>2011-12</b>	<b>Total</b>
Energy Projects	\$ 1,575,000	\$ 1,250,000	\$ 1,388,000	\$ 1,450,000	\$ 1,450,000	\$ 7,113,000
<b>Total</b>	<b>\$ 1,575,000</b>	<b>\$ 1,250,000</b>	<b>\$ 1,388,000</b>	<b>\$ 1,450,000</b>	<b>\$ 1,450,000</b>	<b>\$ 7,113,000</b>
<b>Source of Funds</b>						
<u>Operating Funds</u>						
General Fund	\$ 1,075,000	\$ 750,000	\$ 750,000	\$ 750,000	\$ 750,000	\$ 4,075,000
Convention Center Revenues	-	-	138,000	200,000	200,000	538,000
Water Revenues	200,000	200,000	200,000	200,000	200,000	1,000,000
Wastewater Revenues	300,000	300,000	300,000	300,000	300,000	1,500,000
<b>Total Operating Funds</b>	<b>\$ 1,575,000</b>	<b>\$ 1,250,000</b>	<b>\$ 1,388,000</b>	<b>\$ 1,450,000</b>	<b>\$ 1,450,000</b>	<b>\$ 7,113,000</b>
<b>Total Sources of Funds</b>	<b>\$ 1,575,000</b>	<b>\$ 1,250,000</b>	<b>\$ 1,388,000</b>	<b>\$ 1,450,000</b>	<b>\$ 1,450,000</b>	<b>\$ 7,113,000</b>

**City of Phoenix, Arizona**  
**2007-2012 Capital Improvement Program**  
**Energy Conservation**

<b>Project No.</b>	<b>Project Title</b>	<b>2007-08</b>	<b>2008-09</b>	<b>2009-10</b>	<b>2010-11</b>	<b>2011-12</b>	<b>Total</b>
<b>PW34030025</b>	<b>ENERGY CONSERVATION - GENERAL FUND</b>	<b>Function: Energy Projects</b>				<b>District: Citywide</b>	
Provide General funds for citywide energy conservation projects including efficient lighting, energy efficient chillers, electric meters, and energy management temperature control systems.							
Construction		1,075,000	750,000	750,000	750,000	750,000	4,075,000
<b>Project Total</b>		<b>\$1,075,000</b>	<b>\$750,000</b>	<b>\$750,000</b>	<b>\$750,000</b>	<b>\$750,000</b>	<b>\$4,075,000</b>
General Fund		1,075,000	750,000	750,000	750,000	750,000	4,075,000
<b>Funding Total</b>		<b>\$1,075,000</b>	<b>\$750,000</b>	<b>\$750,000</b>	<b>\$750,000</b>	<b>\$750,000</b>	<b>\$4,075,000</b>
<b>PW34030026</b>	<b>ENERGY CONSERVATION-WASTEWATER</b>	<b>Function: Energy Projects</b>				<b>District: Citywide</b>	
Provide Wastewater funds for energy conservation projects including efficient lighting, energy efficient chillers, electric meters, and energy management temperature control systems.							
Construction		300,000	300,000	300,000	300,000	300,000	1,500,000
<b>Project Total</b>		<b>\$300,000</b>	<b>\$300,000</b>	<b>\$300,000</b>	<b>\$300,000</b>	<b>\$300,000</b>	<b>\$1,500,000</b>
Wastewater Revenues		300,000	300,000	300,000	300,000	300,000	1,500,000
<b>Funding Total</b>		<b>\$300,000</b>	<b>\$300,000</b>	<b>\$300,000</b>	<b>\$300,000</b>	<b>\$300,000</b>	<b>\$1,500,000</b>
<b>PW34030027</b>	<b>ENERGY CONSERVATION-WATER</b>	<b>Function: Energy Projects</b>				<b>District: Citywide</b>	
Provide Water funds for energy conservation projects including efficient lighting, energy efficient chillers, electric meters, and energy management temperature control systems.							
Construction		200,000	200,000	200,000	200,000	200,000	1,000,000
<b>Project Total</b>		<b>\$200,000</b>	<b>\$200,000</b>	<b>\$200,000</b>	<b>\$200,000</b>	<b>\$200,000</b>	<b>\$1,000,000</b>
Water Revenues		200,000	200,000	200,000	200,000	200,000	1,000,000
<b>Funding Total</b>		<b>\$200,000</b>	<b>\$200,000</b>	<b>\$200,000</b>	<b>\$200,000</b>	<b>\$200,000</b>	<b>\$1,000,000</b>
<b>PW34030028</b>	<b>ENERGY CONSERVATION-CONVENTION CENTER</b>	<b>Function: Energy Projects</b>				<b>District: 8</b>	
Provide Convention Center funds for energy conservation projects including efficient lighting, energy efficient chillers, electric meters, and energy management temperature control systems.							
Construction		-	-	138,000	200,000	200,000	538,000
<b>Project Total</b>		<b>-</b>	<b>-</b>	<b>\$138,000</b>	<b>\$200,000</b>	<b>\$200,000</b>	<b>\$538,000</b>
Convention Center Revenues		-	-	138,000	200,000	200,000	538,000
<b>Funding Total</b>		<b>-</b>	<b>-</b>	<b>\$138,000</b>	<b>\$200,000</b>	<b>\$200,000</b>	<b>\$538,000</b>

# FACILITIES MANAGEMENT

- 1** Metro Facilities
  - 2** Glenrosa Maintenance Service Ctr
  - 3** Okemah Maintenance Service Ctr
  - 4** Salt River Maintenance Service Ctr
  - 5** Union Hills Maintenance Service Ctr
  - 6** Pecos Customer Service Ctr
- Future**
- 7** North Gateway Maintenance Ctr
  - 8** Estrella Maintenance and Customer Service Ctr
  - 9** Union Hills Customer Service Ctr



**City of Phoenix**  
**Planning Department**  
 May 2007

## Facilities Management

The Facilities Management program totals \$75.0 million and is funded with 2001 bonds, 2006 bonds, General funds, Capital Construction funds, impact fees and other restricted funds. The following projects are planned for 2001 and 2006 bond funding:

- Renovate the Glenrosa Service Center
- Construct North Gateway Maintenance Service Center
- Construct Compressed Natural Gas Fueling Sites
- Replace critical facility systems in the Calvin C. Goode Building
- Refurbish the City Council Chambers to bring it into compliance with the Americans with Disabilities Act
- Replace critical facility and support systems in Phoenix City Hall
- Increase work space efficiencies through a partial restacking of Phoenix City Hall
- Update downtown facilities to bring them into compliance with the Americans with Disabilities Act
- Provide off-site preparation for the future Estrella maintenance and customer service center

Also included in the program is the use of Capital Construction funds to underground 69kv electric lines near the Sonoran Preserve, impact fees for a fuel site at the Estrella Service Center, and funding for remediation of contaminated soil from leaking underground storage tanks. Planned uses of General funds include major facility repairs and maintenance for service centers, maintenance shops and office buildings according to the facility management plan.

**2007-2012 CAPITAL IMPROVEMENT PROGRAM**

**Facilities Management**  
Capital Improvement Program Summary

<b>Project Summary</b>	<b>2007-08</b>	<b>2008-09</b>	<b>2009-10</b>	<b>2010-11</b>	<b>2011-12</b>	<b>Total</b>
Downtown Facilities Management	\$ 6,538,000	\$ 6,457,960	\$ 6,851,690	\$ 6,290,240	\$ 1,852,000	\$ 27,989,890
Equipment Management	2,755,000	500,000	600,000	300,000	-	4,155,000
Metro-Facilities Management	8,101,950	2,105,000	2,015,460	3,960,000	500,000	16,682,410
Environmental Projects	450,000	350,000	350,000	350,000	-	1,500,000
Undergrounding Project	8,722,841	3,000,000	3,000,000	3,000,000	3,000,000	20,722,841
Brownfields	783,500	1,000,000	1,000,000	1,000,000	-	3,783,500
Percent for Art	33,000	33,040	45,850	77,760	-	189,650
<b>Total</b>	<b>\$ 27,384,291</b>	<b>\$ 13,446,000</b>	<b>\$ 13,863,000</b>	<b>\$ 14,978,000</b>	<b>\$ 5,352,000</b>	<b>\$ 75,023,291</b>

**Source of Funds**

Operating Funds

General Fund	\$ 13,242,500	\$ 5,952,000	\$ 4,194,000	\$ 2,864,000	\$ 2,352,000	\$ 28,604,500
Arizona Highway User Revenues	70,000	-	-	-	-	70,000
Capital Construction	8,722,841	3,000,000	3,000,000	3,000,000	3,000,000	20,722,841
Convention Center Revenues	40,000	-	-	-	-	40,000
Development Services Revenue	25,000	-	-	-	-	25,000
Other Restricted Funds	150,000	-	-	-	-	150,000
PW Environmental	100,000	-	-	-	-	100,000
Sky Harbor Airport Improvement	310,000	-	-	-	-	310,000
Solid Waste Revenues	390,000	-	-	-	-	390,000
Wastewater Revenues	200,000	-	-	-	-	200,000
Water Revenues	190,000	-	-	-	-	190,000
<b>Total Operating Funds</b>	<b>\$ 23,440,341</b>	<b>\$ 8,952,000</b>	<b>\$ 7,194,000</b>	<b>\$ 5,864,000</b>	<b>\$ 5,352,000</b>	<b>\$ 50,802,341</b>

Bond Funds

2006 Bonds	\$ 783,500	\$ 4,494,000	\$ 5,852,000	\$ 9,114,000	\$ -	\$ 20,243,500
2001 Bonds	1,660,450	-	817,000	-	-	2,477,450
<b>Total Bond Funds</b>	<b>\$ 2,443,950</b>	<b>\$ 4,494,000</b>	<b>\$ 6,669,000</b>	<b>\$ 9,114,000</b>	<b>\$ -</b>	<b>\$ 22,720,950</b>

Other Financing

Impact Fees	\$ 1,500,000	\$ -	\$ -	\$ -	\$ -	\$ 1,500,000
-------------	--------------	------	------	------	------	--------------

<b>Total Sources of Funds</b>	<b>\$ 27,384,291</b>	<b>\$ 13,446,000</b>	<b>\$ 13,863,000</b>	<b>\$ 14,978,000</b>	<b>\$ 5,352,000</b>	<b>\$ 75,023,291</b>
-------------------------------	----------------------	----------------------	----------------------	----------------------	---------------------	----------------------

**City of Phoenix, Arizona**  
**2007-2012 Capital Improvement Program**  
**Facilities Management**

<b>Project No.</b>	<b>Project Title</b>	<b>2007-08</b>	<b>2008-09</b>	<b>2009-10</b>	<b>2010-11</b>	<b>2011-12</b>	<b>Total</b>	
<b>PW23200001</b>	<b>438 BLDG ELECTRICAL UPGRADE</b>	<b>Function: Downtown Facilities Management</b>					<b>District: 8</b>	
Upgrade electrical system in the 438 W. Adams building.								
Construction		350,000	-	-	-	-	350,000	
<b>Project Total</b>		<b>\$350,000</b>	-	-	-	-	<b>\$350,000</b>	
General Fund		350,000	-	-	-	-	350,000	
<b>Funding Total</b>		<b>\$350,000</b>	-	-	-	-	<b>\$350,000</b>	
<b>PW23200002</b>	<b>438 BLDG HVAC REPLACEMNT</b>	<b>Function: Downtown Facilities Management</b>					<b>District: 8</b>	
Replace rooftop H.V.A.C. units at the 438 W. Adams building.								
Construction		-	-	-	-	75,000	75,000	
<b>Project Total</b>		-	-	-	-	<b>\$75,000</b>	<b>\$75,000</b>	
General Fund		-	-	-	-	75,000	75,000	
<b>Funding Total</b>		-	-	-	-	<b>\$75,000</b>	<b>\$75,000</b>	
<b>PW23210001</b>	<b>HISTORIC CITY HALL FIRE ALARM SYSTEM</b>	<b>Function: Downtown Facilities Management</b>					<b>District: 8</b>	
Upgrade /replace fire alarm systems.								
Construction		-	-	-	230,000	-	230,000	
<b>Project Total</b>		-	-	-	<b>\$230,000</b>	-	<b>\$230,000</b>	
General Fund		-	-	-	230,000	-	230,000	
<b>Funding Total</b>		-	-	-	<b>\$230,000</b>	-	<b>\$230,000</b>	
<b>PW23220004</b>	<b>CALVIN C. GOODE BLDG - UPGRADE</b>	<b>Function: Downtown Facilities Management</b>					<b>District: 8</b>	
Upgrade secondary electric and air distribution systems and lighting throughout the building.								
Construction		-	500,000	-	-	-	500,000	
<b>Project Total</b>		-	<b>\$500,000</b>	-	-	-	<b>\$500,000</b>	
General Fund		-	500,000	-	-	-	500,000	
<b>Funding Total</b>		-	<b>\$500,000</b>	-	-	-	<b>\$500,000</b>	
<b>PW23220005</b>	<b>CALVIN C. GOODE BLDG - SYSTEM MODERNIZATION</b>	<b>Function: Downtown Facilities Management</b>					<b>District: 8</b>	
Replace critical facility systems.								
Construction		-	909,810	1,982,970	1,819,620	-	4,712,400	
<b>Project Total</b>		-	<b>\$909,810</b>	<b>\$1,982,970</b>	<b>\$1,819,620</b>	-	<b>\$4,712,400</b>	
2006 Libraries, Youth, Senior & Cultural Facilities Bonds		-	909,810	1,982,970	1,819,620	-	4,712,400	
<b>Funding Total</b>		-	<b>\$909,810</b>	<b>\$1,982,970</b>	<b>\$1,819,620</b>	-	<b>\$4,712,400</b>	
<b>PW23220006</b>	<b>CITY COUNCIL CHAMBERS - SYSTEM MODERNIZATION AND AMERICANS WITH DISABILITIES (ADA) WORK</b>	<b>Function: Downtown Facilities Management</b>					<b>District: 8</b>	
Refurbish to bring into compliance with the Americans with Disabilities Act.								
Design		-	411,840	-	-	-	411,840	
Construction		-	572,220	241,560	249,480	-	1,063,260	
<b>Project Total</b>		-	<b>\$984,060</b>	<b>\$241,560</b>	<b>\$249,480</b>	-	<b>\$1,475,100</b>	
2006 Libraries, Youth, Senior & Cultural Facilities Bonds		-	984,060	241,560	249,480	-	1,475,100	
<b>Funding Total</b>		-	<b>\$984,060</b>	<b>\$241,560</b>	<b>\$249,480</b>	-	<b>\$1,475,100</b>	

**City of Phoenix, Arizona**  
**2007-2012 Capital Improvement Program**  
**Facilities Management**

<b>Project No.</b>	<b>Project Title</b>	<b>2007-08</b>	<b>2008-09</b>	<b>2009-10</b>	<b>2010-11</b>	<b>2011-12</b>	<b>Total</b>
<b>PW23220008</b>	<b>CALVIN C. GOODE BLDG - CEILING GRID &amp; LIGHTING</b>						
				<b>Function: Downtown Facilities Management</b>		<b>District: 8</b>	
	Upgrade secondary electric and lighting distribution throughout the building.						
Construction		-	300,000	300,000	150,000	-	750,000
<b>Project Total</b>		-	<b>\$300,000</b>	<b>\$300,000</b>	<b>\$150,000</b>	-	<b>\$750,000</b>
General Fund		-	300,000	300,000	150,000	-	750,000
<b>Funding Total</b>		-	<b>\$300,000</b>	<b>\$300,000</b>	<b>\$150,000</b>	-	<b>\$750,000</b>
<b>PW23220009</b>	<b>CALVIN C. GOODE BLDG - REFURBISH FLOORING</b>						
				<b>Function: Downtown Facilities Management</b>		<b>District: 8</b>	
	Refurbish flooring throught the building.						
Construction		-	75,000	75,000	75,000	75,000	300,000
<b>Project Total</b>		-	<b>\$75,000</b>	<b>\$75,000</b>	<b>\$75,000</b>	<b>\$75,000</b>	<b>\$300,000</b>
General Fund		-	75,000	75,000	75,000	75,000	300,000
<b>Funding Total</b>		-	<b>\$75,000</b>	<b>\$75,000</b>	<b>\$75,000</b>	<b>\$75,000</b>	<b>\$300,000</b>
<b>PW23220010</b>	<b>CALVIN C. GOODE BLDG - FIRE ALARM FACP SYSTEM</b>						
				<b>Function: Downtown Facilities Management</b>		<b>District: 8</b>	
	Upgrade fire alarm control panel system (FACP).						
Construction		-	-	-	-	50,000	50,000
<b>Project Total</b>		-	-	-	-	<b>\$50,000</b>	<b>\$50,000</b>
General Fund		-	-	-	-	50,000	50,000
<b>Funding Total</b>		-	-	-	-	<b>\$50,000</b>	<b>\$50,000</b>
<b>PW23220011</b>	<b>CALVIN C. GOODE BLDG - FIRE LIFE SAFETY SYSTEM</b>						
				<b>Function: Downtown Facilities Management</b>		<b>District: 8</b>	
	Design and retrofit a fire life safety system.						
Construction		-	120,000	257,000	257,000	257,000	891,000
<b>Project Total</b>		-	<b>\$120,000</b>	<b>\$257,000</b>	<b>\$257,000</b>	<b>\$257,000</b>	<b>\$891,000</b>
General Fund		-	120,000	257,000	257,000	257,000	891,000
<b>Funding Total</b>		-	<b>\$120,000</b>	<b>\$257,000</b>	<b>\$257,000</b>	<b>\$257,000</b>	<b>\$891,000</b>
<b>PW23230003</b>	<b>305 GARAGE ELEVATOR CONTROLS</b>						
				<b>Function: Downtown Facilities Management</b>		<b>District: 8</b>	
	Replace elevator controls.						
Construction		-	-	50,000	-	-	50,000
<b>Project Total</b>		-	-	<b>\$50,000</b>	-	-	<b>\$50,000</b>
General Fund		-	-	50,000	-	-	50,000
<b>Funding Total</b>		-	-	<b>\$50,000</b>	-	-	<b>\$50,000</b>
<b>PW23240003</b>	<b>PHOENIX CITY HALL SYSTEM MODERNIZATION</b>						
				<b>Function: Downtown Facilities Management</b>		<b>District: 8</b>	
	Replace critical facility and support systems.						
Construction		-	907,830	1,485,010	1,483,010	-	3,875,850
<b>Project Total</b>		-	<b>\$907,830</b>	<b>\$1,485,010</b>	<b>\$1,483,010</b>	-	<b>\$3,875,850</b>
2006 Libraries, Youth, Senior & Cultural Facilities Bonds		-	907,830	1,485,010	1,483,010	-	3,875,850
<b>Funding Total</b>		-	<b>\$907,830</b>	<b>\$1,485,010</b>	<b>\$1,483,010</b>	-	<b>\$3,875,850</b>

**City of Phoenix, Arizona**  
**2007-2012 Capital Improvement Program**  
**Facilities Management**

<b>Project No.</b>	<b>Project Title</b>	<b>2007-08</b>	<b>2008-09</b>	<b>2009-10</b>	<b>2010-11</b>	<b>2011-12</b>	<b>Total</b>
<b>PW23240004</b>	<b>PHOENIX CITY HALL SPACE EFFICIENCY / RECONFIGURATION</b>						
	Increase work space efficiencies through a partial restacking.						
	Equipment	-	190,000	266,000	339,000	-	795,000
	Construction	-	108,900	132,660	95,040	-	336,600
	<b>Project Total</b>	-	<b>\$298,900</b>	<b>\$398,660</b>	<b>\$434,040</b>	-	<b>\$1,131,600</b>
	2006 Libraries, Youth, Senior & Cultural Facilities Bonds	-	298,900	398,660	434,040	-	1,131,600
	<b>Funding Total</b>	-	<b>\$298,900</b>	<b>\$398,660</b>	<b>\$434,040</b>	-	<b>\$1,131,600</b>
<b>PW23240005</b>	<b>PHOENIX CITY HALL FOUNTAIN RENOVATION</b>						
	Renovate fountain in east courtyard.						
	Construction	123,000	-	-	-	-	123,000
	<b>Project Total</b>	<b>\$123,000</b>	-	-	-	-	<b>\$123,000</b>
	General Fund	123,000	-	-	-	-	123,000
	<b>Funding Total</b>	<b>\$123,000</b>	-	-	-	-	<b>\$123,000</b>
<b>PW23240007</b>	<b>PHOENIX CITY HALL UPDATE COOLING SYSTEMS</b>						
	Repair District Cooling storage tank, filter, valves, etc.						
	Construction	110,000	-	-	-	-	110,000
	<b>Project Total</b>	<b>\$110,000</b>	-	-	-	-	<b>\$110,000</b>
	General Fund	110,000	-	-	-	-	110,000
	<b>Funding Total</b>	<b>\$110,000</b>	-	-	-	-	<b>\$110,000</b>
<b>PW23240008</b>	<b>PHOENIX CITY HALL LIFE AND SAFETY SYSTEM</b>						
	Perform scheduled maintenance including repair and replacement of sprinkler piping and alarm system components.						
	Construction	2,500,000	1,000,000	1,000,000	1,000,000	1,000,000	6,500,000
	<b>Project Total</b>	<b>\$2,500,000</b>	<b>\$1,000,000</b>	<b>\$1,000,000</b>	<b>\$1,000,000</b>	<b>\$1,000,000</b>	<b>\$6,500,000</b>
	General Fund	2,500,000	1,000,000	1,000,000	1,000,000	1,000,000	6,500,000
	<b>Funding Total</b>	<b>\$2,500,000</b>	<b>\$1,000,000</b>	<b>\$1,000,000</b>	<b>\$1,000,000</b>	<b>\$1,000,000</b>	<b>\$6,500,000</b>
<b>PW23240009</b>	<b>PHOENIX CITY HALL - PRESS CONFERENCE SITE</b>						
	Construct permanent press conference site to facilitate issuing public statements and holding press events.						
	Construction	90,000	-	-	-	-	90,000
	<b>Project Total</b>	<b>\$90,000</b>	-	-	-	-	<b>\$90,000</b>
	General Fund	90,000	-	-	-	-	90,000
	<b>Funding Total</b>	<b>\$90,000</b>	-	-	-	-	<b>\$90,000</b>
<b>PW23240010</b>	<b>PHOENIX CITY HALL STORM WATER PUMP SYSTEM</b>						
	Replace storm water pump system.						
	Construction	80,000	-	-	-	-	80,000
	<b>Project Total</b>	<b>\$80,000</b>	-	-	-	-	<b>\$80,000</b>
	General Fund	80,000	-	-	-	-	80,000
	<b>Funding Total</b>	<b>\$80,000</b>	-	-	-	-	<b>\$80,000</b>

**City of Phoenix, Arizona**  
**2007-2012 Capital Improvement Program**  
**Facilities Management**

<b>Project No.</b>	<b>Project Title</b>	<b>2007-08</b>	<b>2008-09</b>	<b>2009-10</b>	<b>2010-11</b>	<b>2011-12</b>	<b>Total</b>	
<b>PW23240011</b>	<b>PHOENIX CITY HALL FLOORING REPLACEMENT (3 FLOORS)</b>	<b>Function: Downtown Facilities Management District: 8</b>						
Replace flooring for 3 floors.								
Construction		-	382,000	382,000	382,000	-	1,146,000	
<b>Project Total</b>		-	<b>\$382,000</b>	<b>\$382,000</b>	<b>\$382,000</b>	-	<b>\$1,146,000</b>	
General Fund		-	382,000	382,000	382,000	-	1,146,000	
<b>Funding Total</b>		-	<b>\$382,000</b>	<b>\$382,000</b>	<b>\$382,000</b>	-	<b>\$1,146,000</b>	
<b>PW23240012</b>	<b>PHOENIX CITY HALL CONFERENCE ROOM FURNITURE</b>	<b>Function: Downtown Facilities Management District: 8</b>						
Replace 14-year old conference room furniture.								
Equipment		80,000	80,000	80,000	80,000	80,000	400,000	
<b>Project Total</b>		<b>\$80,000</b>	<b>\$80,000</b>	<b>\$80,000</b>	<b>\$80,000</b>	<b>\$80,000</b>	<b>\$400,000</b>	
General Fund		80,000	80,000	80,000	80,000	80,000	400,000	
<b>Funding Total</b>		<b>\$80,000</b>	<b>\$80,000</b>	<b>\$80,000</b>	<b>\$80,000</b>	<b>\$80,000</b>	<b>\$400,000</b>	
<b>PW23240013</b>	<b>PHOENIX CITY HALL REPLACE AIR WASHER</b>	<b>Function: Downtown Facilities Management District: 8</b>						
Replace air washer.								
Equipment		-	-	100,000	-	-	100,000	
<b>Project Total</b>		-	-	<b>\$100,000</b>	-	-	<b>\$100,000</b>	
General Fund		-	-	100,000	-	-	100,000	
<b>Funding Total</b>		-	-	<b>\$100,000</b>	-	-	<b>\$100,000</b>	
<b>PW23240014</b>	<b>PHOENIX CITY HALL BOILER LIFT SYSTEM</b>	<b>Function: Downtown Facilities Management District: 8</b>						
Design and install lift system for boiler.								
Construction		50,000	-	-	-	-	50,000	
<b>Project Total</b>		<b>\$50,000</b>	-	-	-	-	<b>\$50,000</b>	
General Fund		50,000	-	-	-	-	50,000	
<b>Funding Total</b>		<b>\$50,000</b>	-	-	-	-	<b>\$50,000</b>	
<b>PW23240015</b>	<b>PHOENIX CITY HALL REPLACE VAV CONTROL BOARDS</b>	<b>Function: Downtown Facilities Management District: 8</b>						
Replace obsolete variable air volume (VAV) box controller boards.								
Construction		-	120,000	-	-	-	120,000	
<b>Project Total</b>		-	<b>\$120,000</b>	-	-	-	<b>\$120,000</b>	
General Fund		-	120,000	-	-	-	120,000	
<b>Funding Total</b>		-	<b>\$120,000</b>	-	-	-	<b>\$120,000</b>	
<b>PW23240016</b>	<b>PHOENIX CITY HALL ENERGY MANAGEMENT CONTROL SYSTEM</b>	<b>Function: Downtown Facilities Management District: 8</b>						
Upgrade commission and graphics for Energy Management Control System.								
Construction		50,000	-	-	-	-	50,000	
<b>Project Total</b>		<b>\$50,000</b>	-	-	-	-	<b>\$50,000</b>	
General Fund		50,000	-	-	-	-	50,000	
<b>Funding Total</b>		<b>\$50,000</b>	-	-	-	-	<b>\$50,000</b>	

**City of Phoenix, Arizona**  
**2007-2012 Capital Improvement Program**  
**Facilities Management**

<b>Project No.</b>	<b>Project Title</b>	<b>2007-08</b>	<b>2008-09</b>	<b>2009-10</b>	<b>2010-11</b>	<b>2011-12</b>	<b>Total</b>	
<b>PW23240017</b>	<b>PHOENIX CITY HALL REPLACE WINDOW WASHING EQUIPMENT</b>	<b>Function: Downtown Facilities Management District: 8</b>						
Replace window washing equipment.								
Construction		-	100,000	100,000	-	-	200,000	
<b>Project Total</b>		-	<b>\$100,000</b>	<b>\$100,000</b>	-	-	<b>\$200,000</b>	
General Fund		-	100,000	100,000	-	-	200,000	
<b>Funding Total</b>		-	<b>\$100,000</b>	<b>\$100,000</b>	-	-	<b>\$200,000</b>	
<b>PW23240018</b>	<b>PHOENIX CITY HALL COOLING TOWERS</b>	<b>Function: Downtown Facilities Management District: 8</b>						
Repair and replace cooling towers.								
Construction		1,000,000	-	-	-	-	1,000,000	
<b>Project Total</b>		<b>\$1,000,000</b>	-	-	-	-	<b>\$1,000,000</b>	
General Fund		1,000,000	-	-	-	-	1,000,000	
<b>Funding Total</b>		<b>\$1,000,000</b>	-	-	-	-	<b>\$1,000,000</b>	
<b>PW23250002</b>	<b>POLICE AND PUBLIC SAFETY BLDG - REPLACE CHILLER PUMPS AND MOTORS</b>	<b>Function: Downtown Facilities Management District: 8</b>						
Replace chiller pumps and motors.								
Construction		-	160,000	-	-	-	160,000	
<b>Project Total</b>		-	<b>\$160,000</b>	-	-	-	<b>\$160,000</b>	
General Fund		-	160,000	-	-	-	160,000	
<b>Funding Total</b>		-	<b>\$160,000</b>	-	-	-	<b>\$160,000</b>	
<b>PW23250003</b>	<b>POLICE PUBLIC SAFETY BLDG - CENTRAL PLANT REPAIRS.</b>	<b>Function: Downtown Facilities Management District: 8</b>						
Repair central plant.								
Construction		-	100,000	100,000	-	-	200,000	
<b>Project Total</b>		-	<b>\$100,000</b>	<b>\$100,000</b>	-	-	<b>\$200,000</b>	
General Fund		-	100,000	100,000	-	-	200,000	
<b>Funding Total</b>		-	<b>\$100,000</b>	<b>\$100,000</b>	-	-	<b>\$200,000</b>	
<b>PW23250004</b>	<b>POLICE PUBLIC SAFETY BLDG - RENOVATE COOLING TOWERS</b>	<b>Function: Downtown Facilities Management District: 8</b>						
Renovate cooling towers.								
Construction		-	60,000	-	-	-	60,000	
<b>Project Total</b>		-	<b>\$60,000</b>	-	-	-	<b>\$60,000</b>	
General Fund		-	60,000	-	-	-	60,000	
<b>Funding Total</b>		-	<b>\$60,000</b>	-	-	-	<b>\$60,000</b>	
<b>PW23250005</b>	<b>POLICE PUBLIC SAFETY BLDG - TEMPERATURE CONTROL SYSTEM UPGRADE</b>	<b>Function: Downtown Facilities Management District: 8</b>						
Upgrade temperature control system.								
Construction		-	-	100,000	-	-	100,000	
<b>Project Total</b>		-	-	<b>\$100,000</b>	-	-	<b>\$100,000</b>	
General Fund		-	-	100,000	-	-	100,000	
<b>Funding Total</b>		-	-	<b>\$100,000</b>	-	-	<b>\$100,000</b>	

**City of Phoenix, Arizona**  
**2007-2012 Capital Improvement Program**  
**Facilities Management**

<b>Project No.</b>	<b>Project Title</b>	<b>2007-08</b>	<b>2008-09</b>	<b>2009-10</b>	<b>2010-11</b>	<b>2011-12</b>	<b>Total</b>	
<b>PW23250006</b>	<b>POLICE PUBLIC SAFETY BUILDING PLANTERS AND WATER MIGRATION</b>	<b>Function: Downtown Facilities Management District: 8</b>						
Repair planters and address other water migration issues.								
Construction		-	-	50,000	-	-	50,000	
<b>Project Total</b>		-	-	<b>\$50,000</b>	-	-	<b>\$50,000</b>	
General Fund		-	-	50,000	-	-	50,000	
<b>Funding Total</b>		-	-	<b>\$50,000</b>	-	-	<b>\$50,000</b>	
<b>PW23260002</b>	<b>BARRISTER BUILDING RENOVATE ELEVATORS</b>	<b>Function: Downtown Facilities Management District: 8</b>						
Renovate elevators.								
Construction		300,000	-	-	-	-	300,000	
<b>Project Total</b>		<b>\$300,000</b>	-	-	-	-	<b>\$300,000</b>	
General Fund		300,000	-	-	-	-	300,000	
<b>Funding Total</b>		<b>\$300,000</b>	-	-	-	-	<b>\$300,000</b>	
<b>PW23260004</b>	<b>BARRISTER BUILDING SERVICE ENTRANCE SECTION REPLACEMENT</b>	<b>Function: Downtown Facilities Management District: 8</b>						
Replace service entrance section.								
Construction		-	-	-	-	175,000	175,000	
<b>Project Total</b>		-	-	-	-	<b>\$175,000</b>	<b>\$175,000</b>	
General Fund		-	-	-	-	175,000	175,000	
<b>Funding Total</b>		-	-	-	-	<b>\$175,000</b>	<b>\$175,000</b>	
<b>PW23260005</b>	<b>BARRISTER BUILDING REPLACE COOLING TOWERS</b>	<b>Function: Downtown Facilities Management District: 8</b>						
Replace failing cooling towers.								
Construction		100,000	-	-	-	-	100,000	
<b>Project Total</b>		<b>\$100,000</b>	-	-	-	-	<b>\$100,000</b>	
General Fund		100,000	-	-	-	-	100,000	
<b>Funding Total</b>		<b>\$100,000</b>	-	-	-	-	<b>\$100,000</b>	
<b>PW23270003</b>	<b>MUNICIPAL COURT REPAIR FLAG POLE</b>	<b>Function: Downtown Facilities Management District: 8</b>						
Repair flag landing and pole issue.								
Construction		150,000	-	-	-	-	150,000	
<b>Project Total</b>		<b>\$150,000</b>	-	-	-	-	<b>\$150,000</b>	
General Fund		150,000	-	-	-	-	150,000	
<b>Funding Total</b>		<b>\$150,000</b>	-	-	-	-	<b>\$150,000</b>	
<b>PW23270004</b>	<b>MUNICIPAL COURT FIRE ALARM SYSTEM</b>	<b>Function: Downtown Facilities Management District: 8</b>						
Upgrade fire alarm systems.								
Construction		-	-	-	-	75,000	75,000	
<b>Project Total</b>		-	-	-	-	<b>\$75,000</b>	<b>\$75,000</b>	
General Fund		-	-	-	-	75,000	75,000	
<b>Funding Total</b>		-	-	-	-	<b>\$75,000</b>	<b>\$75,000</b>	

**City of Phoenix, Arizona**  
**2007-2012 Capital Improvement Program**  
**Facilities Management**

<b>Project No.</b>	<b>Project Title</b>	<b>2007-08</b>	<b>2008-09</b>	<b>2009-10</b>	<b>2010-11</b>	<b>2011-12</b>	<b>Total</b>
<b>PW23280001</b>	<b>DOWNTOWN FACILITIES - AMERICANS WITH DISABILITIES COMPLIANCE</b>						
	Update downtown city facilities to bring them into compliance with the Americans With Disabilities Act.						
	Design	-	167,310	-	-	-	167,310
	Construction	-	193,050	149,490	90,090	-	432,630
	<b>Project Total</b>	-	<b>\$360,360</b>	<b>\$149,490</b>	<b>\$90,090</b>	-	<b>\$599,940</b>
	2006 Libraries, Youth, Senior & Cultural Facilities Bonds	-	360,360	149,490	90,090	-	599,940
	<b>Funding Total</b>	-	<b>\$360,360</b>	<b>\$149,490</b>	<b>\$90,090</b>	-	<b>\$599,940</b>
<b>PW23280002</b>	<b>DOWNTOWN FACILITY ASSESSMENTS</b>						
	Perform facility assessments of downtown buildings to identify facility needs.						
	Study	5,000	-	-	-	-	5,000
	<b>Project Total</b>	<b>\$5,000</b>	-	-	-	-	<b>\$5,000</b>
	General Fund	5,000	-	-	-	-	5,000
	<b>Funding Total</b>	<b>\$5,000</b>	-	-	-	-	<b>\$5,000</b>
<b>PW23290002</b>	<b>PERSONNEL BLDG RESEAL SIDEWALK</b>						
	Waterproof sidewalk to prevent leaks into basement.						
	Construction	-	-	-	40,000	-	40,000
	<b>Project Total</b>	-	-	-	<b>\$40,000</b>	-	<b>\$40,000</b>
	General Fund	-	-	-	40,000	-	40,000
	<b>Funding Total</b>	-	-	-	<b>\$40,000</b>	-	<b>\$40,000</b>
<b>PW23290003</b>	<b>PERSONNEL BLDG REFURBISH FLOORING</b>						
	Refurbish flooring.						
	Construction	-	-	-	-	65,000	65,000
	<b>Project Total</b>	-	-	-	-	<b>\$65,000</b>	<b>\$65,000</b>
	General Fund	-	-	-	-	65,000	65,000
	<b>Funding Total</b>	-	-	-	-	<b>\$65,000</b>	<b>\$65,000</b>
<b>PW23300004</b>	<b>ITC GENERATOR PROJECT</b>						
	Install emergency backup system for Information Technology Center, Channel 11, 310 Garage elevators and other operations at the Adams Street Garage.						
	Design	100,000	-	-	-	-	100,000
	Construction	1,450,000	-	-	-	-	1,450,000
	<b>Project Total</b>	<b>\$1,550,000</b>	-	-	-	-	<b>\$1,550,000</b>
	Water Revenues	190,000	-	-	-	-	190,000
	Wastewater Revenues	200,000	-	-	-	-	200,000
	Solid Waste Revenues	65,000	-	-	-	-	65,000
	Sky Harbor Airport Improvement	310,000	-	-	-	-	310,000
	Other Restricted Funds	150,000	-	-	-	-	150,000
	Development Services Revenue	25,000	-	-	-	-	25,000
	Convention Center Revenues	40,000	-	-	-	-	40,000
	Arizona Highway User Revenues	70,000	-	-	-	-	70,000
	2001 Police, Fire & City Computer Bonds	500,000	-	-	-	-	500,000
	<b>Funding Total</b>	<b>\$1,550,000</b>	-	-	-	-	<b>\$1,550,000</b>

**City of Phoenix, Arizona**  
**2007-2012 Capital Improvement Program**  
**Facilities Management**

<b>Project No.</b>	<b>Project Title</b>	<b>2007-08</b>	<b>2008-09</b>	<b>2009-10</b>	<b>2010-11</b>	<b>2011-12</b>	<b>Total</b>
<b>PW21010002</b>	<b>LUST/UST REMEDIATION PROGRAM - GENERAL FUND</b>						
	Function: Environmental Projects						
	District: Citywide						
	Remediate soil contaminated by leaking underground storage tanks.						
Construction		450,000	350,000	350,000	350,000	-	1,500,000
<b>Project Total</b>		<b>\$450,000</b>	<b>\$350,000</b>	<b>\$350,000</b>	<b>\$350,000</b>	-	<b>\$1,500,000</b>
PW Environmental		100,000	-	-	-	-	100,000
General Fund		350,000	350,000	350,000	350,000	-	1,400,000
<b>Funding Total</b>		<b>\$450,000</b>	<b>\$350,000</b>	<b>\$350,000</b>	<b>\$350,000</b>	-	<b>\$1,500,000</b>
<b>PW25020010</b>	<b>COMPRESSED NATURAL GAS FUELING SITES</b>						
	Function: Equipment Management						
	District: Citywide						
	Construct and retrofit City-owned compressed natural gas fueling sites.						
	Estimated full-year ongoing operating costs: \$40,000						
Construction		575,000	-	-	-	-	575,000
<b>Project Total</b>		<b>\$575,000</b>	-	-	-	-	<b>\$575,000</b>
2001 Environmental Protection & Pollution Clean-up Bonds		575,000	-	-	-	-	575,000
<b>Funding Total</b>		<b>\$575,000</b>	-	-	-	-	<b>\$575,000</b>
<b>PW25060003</b>	<b>FIRE OPERATIONS EXHAUST/EVACUATION SYSTEM</b>						
	Function: Equipment Management						
	District: 8						
	Upgrade exhaust/evacuation system in the breakroom, restroom, locker-room and showers at Fire Operations Building.						
Construction		500,000	-	-	-	-	500,000
<b>Project Total</b>		<b>\$500,000</b>	-	-	-	-	<b>\$500,000</b>
General Fund		500,000	-	-	-	-	500,000
<b>Funding Total</b>		<b>\$500,000</b>	-	-	-	-	<b>\$500,000</b>
<b>PW25070001</b>	<b>SOUTH RESOURCE BUREAU MAINTENANCE SHOP EXPANSION &amp; REMODEL</b>						
	Function: Equipment Management						
	District: 8						
	Expand South Resource Bureau Maintenance Shop.						
Construction		-	500,000	-	-	-	500,000
<b>Project Total</b>		-	<b>\$500,000</b>	-	-	-	<b>\$500,000</b>
General Fund		-	500,000	-	-	-	500,000
<b>Funding Total</b>		-	<b>\$500,000</b>	-	-	-	<b>\$500,000</b>
<b>PW25070002</b>	<b>SQUAW PEAK MAINTENANCE SHOP EXPANSION &amp; REMODEL</b>						
	Function: Equipment Management						
	District: 8						
	Remodel and expand Squaw Peak Maintenance Shop.						
Construction		-	-	300,000	-	-	300,000
<b>Project Total</b>		-	-	<b>\$300,000</b>	-	-	<b>\$300,000</b>
General Fund		-	-	300,000	-	-	300,000
<b>Funding Total</b>		-	-	<b>\$300,000</b>	-	-	<b>\$300,000</b>
<b>PW25070003</b>	<b>CACTUS PARK MAINTENANCE SHOP EXPANSION &amp; REMODEL</b>						
	Function: Equipment Management						
	District: 8						
	Remodel and expand Cactus Park Maintenance Shop.						
Construction		-	-	300,000	-	-	300,000
<b>Project Total</b>		-	-	<b>\$300,000</b>	-	-	<b>\$300,000</b>
General Fund		-	-	300,000	-	-	300,000
<b>Funding Total</b>		-	-	<b>\$300,000</b>	-	-	<b>\$300,000</b>

**City of Phoenix, Arizona**  
**2007-2012 Capital Improvement Program**  
**Facilities Management**

<b>Project No.</b>	<b>Project Title</b>	<b>2007-08</b>	<b>2008-09</b>	<b>2009-10</b>	<b>2010-11</b>	<b>2011-12</b>	<b>Total</b>
<b>PW25070004</b>	<b>SOUTH MOUNTAIN MAINTENANCE SHOP EXPANSION &amp; REMODEL</b>						
				<b>Function: Equipment Management</b>			
						<b>District: 8</b>	
	Remodel and expand South Mountain Maintenance Shop.						
Construction		-	-	-	300,000	-	300,000
<b>Project Total</b>		-	-	-	<b>\$300,000</b>	-	<b>\$300,000</b>
General Fund		-	-	-	300,000	-	300,000
<b>Funding Total</b>		-	-	-	<b>\$300,000</b>	-	<b>\$300,000</b>
<b>PW25100001</b>	<b>ESTRELLA SERVICE CENTER UNLEADED FUEL SITE</b>						
	Design and construct the unleaded fuel site and Estrella Service Center including associated infrastructure.						
Construction		1,680,000	-	-	-	-	1,680,000
<b>Project Total</b>		<b>\$1,680,000</b>	-	-	-	-	<b>\$1,680,000</b>
Impact Fee - Ahwatukee, Equip Repair		1,500,000	-	-	-	-	1,500,000
2001 Environmental Protection & Pollution Clean-up Bonds		180,000	-	-	-	-	180,000
<b>Funding Total</b>		<b>\$1,680,000</b>	-	-	-	-	<b>\$1,680,000</b>
<b>PW24380004</b>	<b>NORTH GATEWAY MAINTENANCE SERVICE CENTER</b>						
	Provide on-site, off-site preparation, infrastructure and utilities for North Gateway Maintenance Service Center.						
Construction		-	-	817,000	-	-	817,000
<b>Project Total</b>		-	-	<b>\$817,000</b>	-	-	<b>\$817,000</b>
2001 Citizen Service Centers Bonds		-	-	817,000	-	-	817,000
<b>Funding Total</b>		-	-	<b>\$817,000</b>	-	-	<b>\$817,000</b>
<b>PW24390002</b>	<b>ESTRELLA SITE INFRASTRUCTURE</b>						
	Provide on-site preparation, infrastructure and utilities for the Estrella Complex, including conceptual design.						
Design		-	-	548,460	-	-	548,460
Construction		-	-	-	3,960,000	-	3,960,000
<b>Project Total</b>		-	-	<b>\$548,460</b>	<b>\$3,960,000</b>	-	<b>\$4,508,460</b>
2006 Libraries, Youth, Senior & Cultural Facilities Bonds		-	-	548,460	3,960,000	-	4,508,460
<b>Funding Total</b>		-	-	<b>\$548,460</b>	<b>\$3,960,000</b>	-	<b>\$4,508,460</b>
<b>PW24400015</b>	<b>UNION HILLS FACILITIES DESIGN &amp; CONSTRUCTION</b>						
	Design, construct and equip facilities to accommodate needs of current and future tenants including Streets, Water and Solid Waste.						
Equipment		-	-	150,000	-	-	150,000
Design		150,000	-	-	-	-	150,000
Construction		-	1,750,000	-	-	-	1,750,000
<b>Project Total</b>		<b>\$150,000</b>	<b>\$1,750,000</b>	<b>\$150,000</b>	-	-	<b>\$2,050,000</b>
General Fund		150,000	1,750,000	150,000	-	-	2,050,000
<b>Funding Total</b>		<b>\$150,000</b>	<b>\$1,750,000</b>	<b>\$150,000</b>	-	-	<b>\$2,050,000</b>

**City of Phoenix, Arizona**  
**2007-2012 Capital Improvement Program**  
**Facilities Management**

<b>Project No.</b>	<b>Project Title</b>	<b>2007-08</b>	<b>2008-09</b>	<b>2009-10</b>	<b>2010-11</b>	<b>2011-12</b>	<b>Total</b>
<b>PW24410010</b>	<b>SALT RIVER SERVICE CENTER FACILITIES REMODEL</b>						
			<b>Function: Metro-Facilities Management</b>			<b>District: 7</b>	
	Construct projects to build or remodel facilities to accommodate current and future tenants including Solid Waste Field Services and Equipment Management.						
Construction		4,387,000	-	-	-	-	4,387,000
<b>Project Total</b>		<b>\$4,387,000</b>	-	-	-	-	<b>\$4,387,000</b>
General Fund		4,312,000	-	-	-	-	4,312,000
2001 Environmental Protection & Pollution Clean-up Bonds		75,000	-	-	-	-	75,000
<b>Funding Total</b>		<b>\$4,387,000</b>	-	-	-	-	<b>\$4,387,000</b>
<b>PW24420013</b>	<b>CENTRAL SERVICE CENTER NORTH TRUCK SHOP</b>						
			<b>Function: Metro-Facilities Management</b>			<b>District: 7</b>	
	Remodel restrooms and offices and repair shop floor.						
Construction		-	-	-	-	500,000	500,000
<b>Project Total</b>		-	-	-	-	<b>\$500,000</b>	<b>\$500,000</b>
General Fund		-	-	-	-	500,000	500,000
<b>Funding Total</b>		-	-	-	-	<b>\$500,000</b>	<b>\$500,000</b>
<b>PW24420015</b>	<b>CENTRAL SERVICE CENTER WELDING SHOP UPGRADE</b>						
			<b>Function: Metro-Facilities Management</b>			<b>District: 7</b>	
	Upgrade the floor at Equipment Management Welding Shop.						
Construction		350,000	-	-	-	-	350,000
<b>Project Total</b>		<b>\$350,000</b>	-	-	-	-	<b>\$350,000</b>
General Fund		350,000	-	-	-	-	350,000
<b>Funding Total</b>		<b>\$350,000</b>	-	-	-	-	<b>\$350,000</b>
<b>PW24420018</b>	<b>CENTRAL SERVICE CENTER NORTH SHOP RESTROOM RENOVATION</b>						
			<b>Function: Metro-Facilities Management</b>			<b>District: 7</b>	
	Renovate North Shop restroom.						
Construction		242,000	-	-	-	-	242,000
<b>Project Total</b>		<b>\$242,000</b>	-	-	-	-	<b>\$242,000</b>
General Fund		242,000	-	-	-	-	242,000
<b>Funding Total</b>		<b>\$242,000</b>	-	-	-	-	<b>\$242,000</b>
<b>PW24420019</b>	<b>CENTRAL SERVICE CENTER EQUIPMENT MANAGEMENT DIVISION CLASSROOMS</b>						
			<b>Function: Metro-Facilities Management</b>			<b>District: 7</b>	
	Remodel classrooms for Equipment Management Division due to flooding issues.						
Construction		-	-	500,000	-	-	500,000
<b>Project Total</b>		-	-	<b>\$500,000</b>	-	-	<b>\$500,000</b>
General Fund		-	-	500,000	-	-	500,000
<b>Funding Total</b>		-	-	<b>\$500,000</b>	-	-	<b>\$500,000</b>
<b>PW24430018</b>	<b>GLENROSA SERVICE CENTER RENOVATION &amp; EXPANSION</b>						
			<b>Function: Metro-Facilities Management</b>			<b>District: 5</b>	
	Final costs to expand and renovate the center.						
Construction		3,450	-	-	-	-	3,450
<b>Project Total</b>		<b>\$3,450</b>	-	-	-	-	<b>\$3,450</b>
2001 Environmental Protection & Pollution Clean-up Bonds		3,450	-	-	-	-	3,450
<b>Funding Total</b>		<b>\$3,450</b>	-	-	-	-	<b>\$3,450</b>

**City of Phoenix, Arizona**  
**2007-2012 Capital Improvement Program**  
**Facilities Management**

<b>Project No.</b>	<b>Project Title</b>	<b>2007-08</b>	<b>2008-09</b>	<b>2009-10</b>	<b>2010-11</b>	<b>2011-12</b>	<b>Total</b>
<b>PW24430021</b>	<b>GLENROSA EQUIPMENT MANAGEMENT SHOP</b>						
	Construct new shops.						
	Construction	799,500	-	-	-	-	799,500
	<b>Project Total</b>	<b>\$799,500</b>	<b>-</b>	<b>-</b>	<b>-</b>	<b>-</b>	<b>\$799,500</b>
	Solid Waste Revenues	325,000	-	-	-	-	325,000
	General Fund	474,500	-	-	-	-	474,500
	<b>Funding Total</b>	<b>\$799,500</b>	<b>-</b>	<b>-</b>	<b>-</b>	<b>-</b>	<b>\$799,500</b>
<b>PW24430023</b>	<b>GLENROSA SERVICE CENTER LAND PURCHASE</b>						
	Purchase additional available land adjacent to the service center						
	Land Acquisition	1,820,000	-	-	-	-	1,820,000
	<b>Project Total</b>	<b>\$1,820,000</b>	<b>-</b>	<b>-</b>	<b>-</b>	<b>-</b>	<b>\$1,820,000</b>
	General Fund	1,820,000	-	-	-	-	1,820,000
	<b>Funding Total</b>	<b>\$1,820,000</b>	<b>-</b>	<b>-</b>	<b>-</b>	<b>-</b>	<b>\$1,820,000</b>
<b>PW24440008</b>	<b>OKEMAH SERVICE CENTER FACILITIES REMODEL</b>						
	Remodel and refurbish various facilities including the Administrative Building and Equipment Bays.						
	Construction	-	355,000	-	-	-	355,000
	<b>Project Total</b>	<b>-</b>	<b>\$355,000</b>	<b>-</b>	<b>-</b>	<b>-</b>	<b>\$355,000</b>
	General Fund	-	355,000	-	-	-	355,000
	<b>Funding Total</b>	<b>-</b>	<b>\$355,000</b>	<b>-</b>	<b>-</b>	<b>-</b>	<b>\$355,000</b>
<b>PW24490002</b>	<b>PECOS COMMUNITY CENTER</b>						
	Complete construction of a multi-purpose Pecos Community Center in Pecos Park.						
	Estimated full-year ongoing operating costs:	\$1,312,000					
	Land Acquisition	50,000	-	-	-	-	50,000
	Construction	300,000	-	-	-	-	300,000
	<b>Project Total</b>	<b>\$350,000</b>	<b>-</b>	<b>-</b>	<b>-</b>	<b>-</b>	<b>\$350,000</b>
	General Fund	56,000	-	-	-	-	56,000
	2001 Police Facilities & Equipment Bonds	50,000	-	-	-	-	50,000
	2001 Citizen Service Centers Bonds	244,000	-	-	-	-	244,000
	<b>Funding Total</b>	<b>\$350,000</b>	<b>-</b>	<b>-</b>	<b>-</b>	<b>-</b>	<b>\$350,000</b>
<b>EN41160002</b>	<b>UNDERGROUND 69KV LINES</b>						
	Underground 69kV lines in the Black Canyon Corridor.						
	Design	137,341	-	-	-	-	137,341
	Construction	8,585,500	3,000,000	3,000,000	3,000,000	3,000,000	20,585,500
	<b>Project Total</b>	<b>\$8,722,841</b>	<b>\$3,000,000</b>	<b>\$3,000,000</b>	<b>\$3,000,000</b>	<b>\$3,000,000</b>	<b>\$20,722,841</b>
	Capital Construction	8,722,841	3,000,000	3,000,000	3,000,000	3,000,000	20,722,841
	<b>Funding Total</b>	<b>\$8,722,841</b>	<b>\$3,000,000</b>	<b>\$3,000,000</b>	<b>\$3,000,000</b>	<b>\$3,000,000</b>	<b>\$20,722,841</b>
<b>EP60600000</b>	<b>BROWNFIELDS REDEVELOPMENT</b>						
	Clean up environmental contamination at City and private project sites.						
	Land Acquisition	773,500	1,000,000	1,000,000	1,000,000	-	3,773,500
	<b>Project Total</b>	<b>\$773,500</b>	<b>\$1,000,000</b>	<b>\$1,000,000</b>	<b>\$1,000,000</b>	<b>-</b>	<b>\$3,773,500</b>
	2006 Economic Development Bonds	773,500	1,000,000	1,000,000	1,000,000	-	3,773,500
	<b>Funding Total</b>	<b>\$773,500</b>	<b>\$1,000,000</b>	<b>\$1,000,000</b>	<b>\$1,000,000</b>	<b>-</b>	<b>\$3,773,500</b>

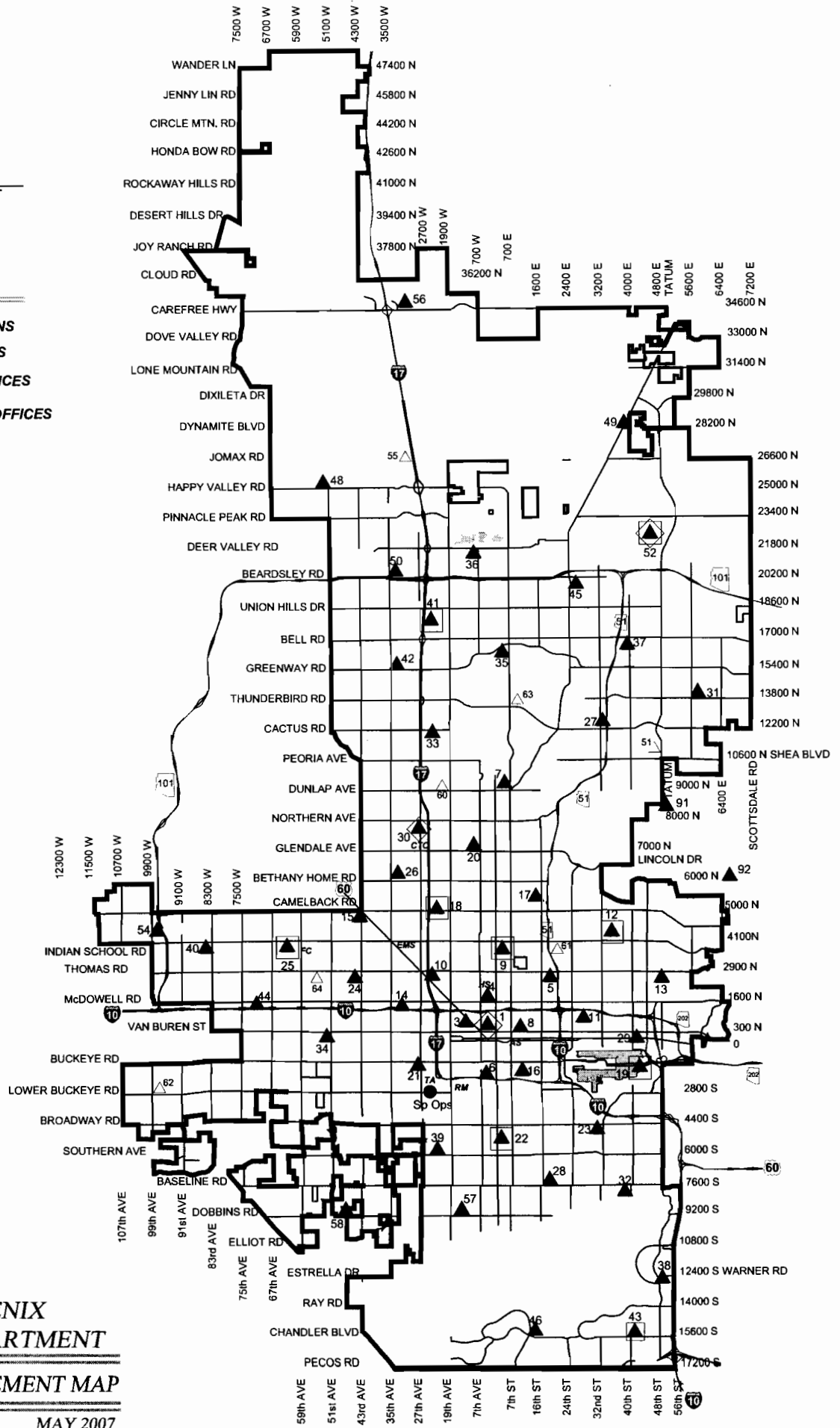
**City of Phoenix, Arizona**  
**2007-2012 Capital Improvement Program**  
**Facilities Management**

<b>Project No.</b>	<b>Project Title</b>	<b>2007-08</b>	<b>2008-09</b>	<b>2009-10</b>	<b>2010-11</b>	<b>2011-12</b>	<b>Total</b>
<b>EP60644001</b>	<b>WEST PHOENIX BROWNFIELDS INVENTORY</b> Inventory brownfields in West Phoenix.						
			<b>Function: Brownfields</b>				
						<b>District: 5 &amp; 7</b>	
	Land Acquisition	10,000	-	-	-	-	10,000
	<b>Project Total</b>	<b>\$10,000</b>	-	-	-	-	<b>\$10,000</b>
	2006 Economic Development Bonds	10,000	-	-	-	-	10,000
	<b>Funding Total</b>	<b>\$10,000</b>	-	-	-	-	<b>\$10,000</b>
<b>AR70200001</b>	<b>SERVICE CENTERS - PERCENT FOR ART</b> Acquire artwork for Facilities Management projects.						
			<b>Function: Percent for Art</b>				
						<b>District: Citywide</b>	
	Construction	-	33,040	45,850	77,760	-	156,650
	<b>Project Total</b>	-	<b>\$33,040</b>	<b>\$45,850</b>	<b>\$77,760</b>	-	<b>\$156,650</b>
	2006 Libraries, Youth, Senior & Cultural Facilities Bonds	-	33,040	45,850	77,760	-	156,650
	<b>Funding Total</b>	-	<b>\$33,040</b>	<b>\$45,850</b>	<b>\$77,760</b>	-	<b>\$156,650</b>
<b>AR70200002</b>	<b>CUSTOMER SERVICE CENTERS - PERCENT FOR ART</b> Acquire artwork for the Customer Service Center.						
			<b>Function: Percent for Art</b>				
						<b>District: Citywide</b>	
	Design	33,000	-	-	-	-	33,000
	<b>Project Total</b>	<b>\$33,000</b>	-	-	-	-	<b>\$33,000</b>
	2001 Citizen Service Centers -%Art	33,000	-	-	-	-	33,000
	<b>Funding Total</b>	<b>\$33,000</b>	-	-	-	-	<b>\$33,000</b>



**LEGEND**

- ▲ EXISTING FIRE STATIONS
- △ FUTURE FIRE STATIONS
- BATTALION CHIEF OFFICES
- ◇ SHIFT COMMANDERS OFFICES



**PHOENIX  
FIRE DEPARTMENT**

**CAPITAL IMPROVEMENT MAP**

GIS

MAY 2007

## Fire Protection

The \$83.2 million Fire Protection program is funded with 2001 and 2006 bonds, grants and impact fees. The following fire stations are planned for bond funding:

### Fire Station Construction

- New Station 55 near the borders of the Deer Valley and North Gateway Villages along the I-17 corridor
- New Station 59 in Estrella Village
- New Station 72 in Desert View Village
- New Station 74 in West Ahwatukee Foothills
- New Station 62 at 99<sup>th</sup> Avenue and Lower Buckeye Road (also partially funded by impact fees)

The following firefighter training and technology projects also are included for bond funding:

- Study and pilot new fire communication technology
- Expansion of the Fire Training Academy
- Construction of a Command Training Center
- Construction of a Dispatch and Emergency Operations Center

**2007-2012 CAPITAL IMPROVEMENT PROGRAM**

**Fire Protection**  
Capital Improvement Program Summary

<b>Project Summary</b>	<b>2007-08</b>	<b>2008-09</b>	<b>2009-10</b>	<b>2010-11</b>	<b>2011-12</b>	<b>Total</b>
Communications, Command, & Control System	\$ 9,397,501	\$ 3,000,000	\$ 2,010,000	\$ 3,000,000	\$ -	\$ 17,407,501
Fire Training Academy	8,572,490	6,641,910	2,811,600	-	-	18,026,000
New Fire Station Development	7,203,985	5,048,640	11,395,920	7,938,010	-	31,586,555
Operations Center	-	-	3,790,000	8,118,000	-	11,908,000
Opticom System	3,488,602	-	-	-	-	3,488,602
Percent for Art	411,000	109,450	95,480	140,990	-	756,920
<b>Total</b>	<b>\$ 29,073,578</b>	<b>\$ 14,800,000</b>	<b>\$ 20,103,000</b>	<b>\$ 19,197,000</b>	<b>\$ -</b>	<b>\$ 83,173,578</b>
<b>Source of Funds</b>						
<b>Bond Funds</b>						
2006 Bonds	\$ 17,812,501	\$ 14,800,000	\$ 20,103,000	\$ 19,197,000	\$ -	\$ 71,912,501
2001 Bonds	6,308,202	-	-	-	-	6,308,202
<b>Total Bond Funds</b>	<b>\$ 24,120,703</b>	<b>\$ 14,800,000</b>	<b>\$ 20,103,000</b>	<b>\$ 19,197,000</b>	<b>\$ -</b>	<b>\$ 78,220,703</b>
<b>Other Financing</b>						
Capital Grants	\$ 2,500,000	\$ -	\$ -	\$ -	\$ -	\$ 2,500,000
Impact Fees	2,452,875	-	-	-	-	2,452,875
<b>Total Other Financing</b>	<b>\$ 4,952,875</b>	<b>\$ -</b>	<b>\$ -</b>	<b>\$ -</b>	<b>\$ -</b>	<b>\$ 4,952,875</b>
<b>Total Sources of Funds</b>	<b>\$ 29,073,578</b>	<b>\$ 14,800,000</b>	<b>\$ 20,103,000</b>	<b>\$ 19,197,000</b>	<b>\$ -</b>	<b>\$ 83,173,578</b>

**City of Phoenix, Arizona**  
**2007-2012 Capital Improvement Program**  
**Fire Protection**

<b>Project No.</b>	<b>Project Title</b>	<b>2007-08</b>	<b>2008-09</b>	<b>2009-10</b>	<b>2010-11</b>	<b>2011-12</b>	<b>Total</b>
<b>FD57150003</b>	<b>CAD EQUIPMENT</b>						
				<b>Function: Communications, Command, and Control System</b>		<b>District: Citywide</b>	
	Upgrade the multi-jurisdictional Computer-Aided Dispatch system.						
Equipment		2,500,000	-	-	-	-	2,500,000
<b>Project Total</b>		<b>\$2,500,000</b>	-	-	-	-	<b>\$2,500,000</b>
CAD Equip		2,500,000	-	-	-	-	2,500,000
<b>Funding Total</b>		<b>\$2,500,000</b>	-	-	-	-	<b>\$2,500,000</b>
<b>FD57150005</b>	<b>FIRE COMMUNICATIONS SYSTEM ENHANCEMENT</b>						
				<b>Function: Communications, Command, and Control System</b>		<b>District: Citywide</b>	
	Study and pilot new technology, and acquire equipment to upgrade the fire communications system.						
Study		2,964,375	1,860,000	1,199,000	1,198,000	-	7,221,375
Equipment		3,933,126	1,140,000	811,000	1,802,000	-	7,686,126
<b>Project Total</b>		<b>\$6,897,501</b>	<b>\$3,000,000</b>	<b>\$2,010,000</b>	<b>\$3,000,000</b>	-	<b>\$14,907,501</b>
2006 Police, Fire, and Homeland Security Bonds		6,897,501	3,000,000	2,010,000	3,000,000	-	14,907,501
<b>Funding Total</b>		<b>\$6,897,501</b>	<b>\$3,000,000</b>	<b>\$2,010,000</b>	<b>\$3,000,000</b>	-	<b>\$14,907,501</b>
<b>FD57120005</b>	<b>FIREFIGHTER TRAINING TECHNOLOGY</b>						
				<b>Function: Fire Training Academy</b>		<b>District: Citywide</b>	
	Acquire technology to improve firefighter training.						
Equipment		800,000	-	-	-	-	800,000
<b>Project Total</b>		<b>\$800,000</b>	-	-	-	-	<b>\$800,000</b>
2001 Police, Fire & City Computer Bonds		800,000	-	-	-	-	800,000
<b>Funding Total</b>		<b>\$800,000</b>	-	-	-	-	<b>\$800,000</b>
<b>FD57120006</b>	<b>FIRE TRAINING ACADEMY</b>						
				<b>Function: Fire Training Academy</b>		<b>District: 7</b>	
	Design and construct Fire Academy and Command Training facility.						
Estimated full-year ongoing operating costs:		\$221,000					
Design		3,812,490	-	-	-	-	3,812,490
Construction		3,960,000	6,641,910	2,811,600	-	-	13,413,510
<b>Project Total</b>		<b>\$7,772,490</b>	<b>\$6,641,910</b>	<b>\$2,811,600</b>	-	-	<b>\$17,226,000</b>
2006 Police, Fire, and Homeland Security Bonds		7,772,490	6,641,910	2,811,600	-	-	17,226,000
<b>Funding Total</b>		<b>\$7,772,490</b>	<b>\$6,641,910</b>	<b>\$2,811,600</b>	-	-	<b>\$17,226,000</b>
<b>FD57100011</b>	<b>STATION 62 - 99TH AVE AND LOWER BUCKEYE RD</b>						
				<b>Function: New Fire Station Development</b>		<b>District: 4</b>	
	Provide partial funding for construction of new Fire Station 62 at 99th Ave and Lower Buckeye Rd.						
Estimated full-year ongoing operating costs:		\$3,385,000					
Equipment		150,000	-	-	-	-	150,000
Construction		2,682,875	-	-	-	-	2,682,875
<b>Project Total</b>		<b>\$2,832,875</b>	-	-	-	-	<b>\$2,832,875</b>
Impact Fee - Laveen, Fire		2,062,875	-	-	-	-	2,062,875
2001 Fire Facilities & Equipment Bonds		770,000	-	-	-	-	770,000
<b>Funding Total</b>		<b>\$2,832,875</b>	-	-	-	-	<b>\$2,832,875</b>

**City of Phoenix, Arizona**  
**2007-2012 Capital Improvement Program**  
**Fire Protection**

<b>Project No.</b>	<b>Project Title</b>	<b>2007-08</b>	<b>2008-09</b>	<b>2009-10</b>	<b>2010-11</b>	<b>2011-12</b>	<b>Total</b>
<b>FD57100012</b>	<b>STATION 60 AT 19TH AVE AND DUNLAP</b>						
	Function: New Fire Station Development						
	District: 3						
	Complete construction of and equip new Fire Station 60.						
	Estimated full-year ongoing operating costs:	\$3,400,000					
	Equipment	100,000	-	-	-	-	100,000
	Construction	300,000	-	-	-	-	300,000
	<b>Project Total</b>	<b>\$400,000</b>	<b>-</b>	<b>-</b>	<b>-</b>	<b>-</b>	<b>\$400,000</b>
	2001 Fire Facilities & Equipment Bonds	400,000	-	-	-	-	400,000
	<b>Funding Total</b>	<b>\$400,000</b>	<b>-</b>	<b>-</b>	<b>-</b>	<b>-</b>	<b>\$400,000</b>
<b>FD57100013</b>	<b>STATION 57 AT 15TH AVE AND DOBBINS</b>						
	Function: New Fire Station Development						
	District: 7						
	Complete construction of new Fire Station 57.						
	Estimated full-year ongoing operating costs:	\$1,400,000					
	Construction	390,000	-	-	-	-	390,000
	<b>Project Total</b>	<b>\$390,000</b>	<b>-</b>	<b>-</b>	<b>-</b>	<b>-</b>	<b>\$390,000</b>
	Impact Fee - Laveen, Fire	390,000	-	-	-	-	390,000
	<b>Funding Total</b>	<b>\$390,000</b>	<b>-</b>	<b>-</b>	<b>-</b>	<b>-</b>	<b>\$390,000</b>
<b>FD57100014</b>	<b>STATION 61 AT 16TH STREET AND INDIAN SCHOOL</b>						
	Function: New Fire Station Development						
	District: 6						
	Complete construction of and equip new Fire Station 61.						
	Estimated full-year ongoing operating costs:	\$1,050,000					
	Equipment	50,000	-	-	-	-	50,000
	Construction	200,000	-	-	-	-	200,000
	<b>Project Total</b>	<b>\$250,000</b>	<b>-</b>	<b>-</b>	<b>-</b>	<b>-</b>	<b>\$250,000</b>
	2001 Fire Facilities & Equipment Bonds	250,000	-	-	-	-	250,000
	<b>Funding Total</b>	<b>\$250,000</b>	<b>-</b>	<b>-</b>	<b>-</b>	<b>-</b>	<b>\$250,000</b>
<b>FD57100016</b>	<b>FIRE STATION 55 ALONG I-17 FREEWAY</b>						
	Function: New Fire Station Development						
	District: 2						
	Acquire land for new Fire Station 55 along I-17 near the borders of Deer Valley and North Gateway villages.						
	Land Acquisition	1,287,530	-	-	-	-	1,287,530
	<b>Project Total</b>	<b>\$1,287,530</b>	<b>-</b>	<b>-</b>	<b>-</b>	<b>-</b>	<b>\$1,287,530</b>
	2001 Fire Facilities & Equipment Bonds	1,287,530	-	-	-	-	1,287,530
	<b>Funding Total</b>	<b>\$1,287,530</b>	<b>-</b>	<b>-</b>	<b>-</b>	<b>-</b>	<b>\$1,287,530</b>
<b>FD57100019</b>	<b>FIRE STATION 72 IN NORTH DESERT VIEW VILLAGE</b>						
	Function: New Fire Station Development						
	District: 2						
	Acquire land, design, construct and equip Fire Station 72 in North Desert View Village.						
	Estimated full-year ongoing operating costs:	\$1,750,000					
	Land Acquisition	1,012,000	-	-	-	-	1,012,000
	Equipment	-	855,000	-	-	-	855,000
	Design	1,031,580	-	-	-	-	1,031,580
	Construction	-	2,508,660	-	-	-	2,508,660
	<b>Project Total</b>	<b>\$2,043,580</b>	<b>\$3,363,660</b>	<b>-</b>	<b>-</b>	<b>-</b>	<b>\$5,407,240</b>
	2006 Police, Fire, and Homeland Security Bonds	2,043,580	3,363,660	-	-	-	5,407,240
	<b>Funding Total</b>	<b>\$2,043,580</b>	<b>\$3,363,660</b>	<b>-</b>	<b>-</b>	<b>-</b>	<b>\$5,407,240</b>

**City of Phoenix, Arizona**  
**2007-2012 Capital Improvement Program**  
**Fire Protection**

<b>Project No.</b>	<b>Project Title</b>	<b>2007-08</b>	<b>2008-09</b>	<b>2009-10</b>	<b>2010-11</b>	<b>2011-12</b>	<b>Total</b>
<b>FD57100020</b>	<b>FIRE STATION 74 IN WEST AHWATUKEE FOOTHILLS</b>						
		<b>Function: New Fire Station Development</b>			<b>District: 6</b>		
	Acquire land, design, construct and equip Fire Station 74 in West Ahwatukee Foothills.						
	Land Acquisition	-	-	2,035,000	-	-	2,035,000
	Equipment	-	-	-	694,000	-	694,000
	Design	-	-	1,083,060	-	-	1,083,060
	Construction	-	-	-	2,842,290	-	2,842,290
	<b>Project Total</b>	-	-	<b>\$3,118,060</b>	<b>\$3,536,290</b>	-	<b>\$6,654,350</b>
	2006 Police, Fire, and Homeland Security Bonds	-	-	3,118,060	3,536,290	-	6,654,350
	<b>Funding Total</b>	-	-	<b>\$3,118,060</b>	<b>\$3,536,290</b>	-	<b>\$6,654,350</b>
<b>FD57100021</b>	<b>FIRE STATION 55 ALONG I-17 FREEWAY</b>						
		<b>Function: New Fire Station Development</b>			<b>District: 1 &amp; 2</b>		
	Design, construct and equip Fire Station 55 along I-17 near the borders of Deer Valley and North Gateway villages.						
	Estimated full-year ongoing operating costs:	\$2,554,000					
	Equipment	-	-	930,000	-	-	930,000
	Design	-	1,684,980	-	-	-	1,684,980
	Construction	-	-	4,421,340	-	-	4,421,340
	<b>Project Total</b>	-	<b>\$1,684,980</b>	<b>\$5,351,340</b>	-	-	<b>\$7,036,320</b>
	2006 Police, Fire, and Homeland Security Bonds	-	1,684,980	5,351,340	-	-	7,036,320
	<b>Funding Total</b>	-	<b>\$1,684,980</b>	<b>\$5,351,340</b>	-	-	<b>\$7,036,320</b>
<b>FD57100022</b>	<b>FIRE STATION 59 IN ESTRELLA VILLAGE</b>						
		<b>Function: New Fire Station Development</b>			<b>District: 7</b>		
	Acquire land, design, construct and equip Fire Station 59 in Estrella Village.						
	Land Acquisition	-	-	1,790,000	-	-	1,790,000
	Equipment	-	-	-	1,404,000	-	1,404,000
	Design	-	-	1,136,520	-	-	1,136,520
	Construction	-	-	-	2,997,720	-	2,997,720
	<b>Project Total</b>	-	-	<b>\$2,926,520</b>	<b>\$4,401,720</b>	-	<b>\$7,328,240</b>
	2006 Police, Fire, and Homeland Security Bonds	-	-	2,926,520	4,401,720	-	7,328,240
	<b>Funding Total</b>	-	-	<b>\$2,926,520</b>	<b>\$4,401,720</b>	-	<b>\$7,328,240</b>
<b>FD57140004</b>	<b>DISPATCH AND EMERGENCY OPERATIONS CENTER</b>						
		<b>Function: Operations Center</b>			<b>District: Citywide</b>		
	Acquire land, design and construct a Dispatch and Emergency Operations Center.						
	Land Acquisition	-	-	2,800,000	-	-	2,800,000
	Design	-	-	-	1,955,250	-	1,955,250
	Construction	-	-	-	5,172,750	-	5,172,750
	<b>Project Total</b>	-	-	<b>\$2,800,000</b>	<b>\$7,128,000</b>	-	<b>\$9,928,000</b>
	2006 Police, Fire, and Homeland Security Bonds	-	-	2,800,000	7,128,000	-	9,928,000
	<b>Funding Total</b>	-	-	<b>\$2,800,000</b>	<b>\$7,128,000</b>	-	<b>\$9,928,000</b>
<b>FD57140005</b>	<b>EMERGENCY OPERATIONS CENTER</b>						
		<b>Function: Operations Center</b>			<b>District: Citywide</b>		
	Construct an Emergency Operations Center.						
	Construction	-	-	990,000	990,000	-	1,980,000
	<b>Project Total</b>	-	-	<b>\$990,000</b>	<b>\$990,000</b>	-	<b>\$1,980,000</b>
	2006 Police, Fire, and Homeland Security Bonds	-	-	990,000	990,000	-	1,980,000
	<b>Funding Total</b>	-	-	<b>\$990,000</b>	<b>\$990,000</b>	-	<b>\$1,980,000</b>

**City of Phoenix, Arizona**  
**2007-2012 Capital Improvement Program**  
**Fire Protection**

<b>Project No.</b>	<b>Project Title</b>	<b>2007-08</b>	<b>2008-09</b>	<b>2009-10</b>	<b>2010-11</b>	<b>2011-12</b>	<b>Total</b>
<b>FD57160002</b>	<b>FIREFIGHTER SAFETY</b>						
	Acquire equipment to improve firefighter safety.						
	Equipment	908,015	-	-	-	-	908,015
	<b>Project Total</b>	<b>\$908,015</b>	-	-	-	-	<b>\$908,015</b>
	2001 Police, Fire & City Computer Bonds	908,015	-	-	-	-	908,015
	<b>Funding Total</b>	<b>\$908,015</b>	-	-	-	-	<b>\$908,015</b>
<b>FD57160003</b>	<b>TRAFFIC PREEMPTION - 2001 BONDS</b>						
	Install traffic signal preemption equipment to facilitate rapid emergency vehicle response.						
	Estimated full-year ongoing operating costs: \$2,022,000						
	Equipment	1,580,587	-	-	-	-	1,580,587
	<b>Project Total</b>	<b>\$1,580,587</b>	-	-	-	-	<b>\$1,580,587</b>
	2001 Police, Fire & City Computer Bonds	1,580,587	-	-	-	-	1,580,587
	<b>Funding Total</b>	<b>\$1,580,587</b>	-	-	-	-	<b>\$1,580,587</b>
<b>FD57160004</b>	<b>TRAFFIC PREEMPTION - 2006 BONDS</b>						
	Install traffic signal preemption equipment to facilitate rapid emergency vehicle response.						
	Equipment	1,000,000	-	-	-	-	1,000,000
	<b>Project Total</b>	<b>\$1,000,000</b>	-	-	-	-	<b>\$1,000,000</b>
	2006 Technology Bonds	1,000,000	-	-	-	-	1,000,000
	<b>Funding Total</b>	<b>\$1,000,000</b>	-	-	-	-	<b>\$1,000,000</b>
<b>AR57000001</b>	<b>FIRE PROTECTION - PERCENT FOR ART</b>						
	Acquire artwork for Fire Protection bond projects.						
	Construction	-	109,450	95,480	140,990	-	345,920
	<b>Project Total</b>	-	<b>\$109,450</b>	<b>\$95,480</b>	<b>\$140,990</b>	-	<b>\$345,920</b>
	2006 Police, Fire, and Homeland Security Bonds	-	109,450	95,480	140,990	-	345,920
	<b>Funding Total</b>	-	<b>\$109,450</b>	<b>\$95,480</b>	<b>\$140,990</b>	-	<b>\$345,920</b>
<b>AR57000005</b>	<b>FIRE STATION 32 - PERCENT FOR ART</b>						
	Complete artwork for Fire Station 32.						
	Construction	2,100	-	-	-	-	2,100
	<b>Project Total</b>	<b>\$2,100</b>	-	-	-	-	<b>\$2,100</b>
	2001 Fire Facilities & Equipment Bonds	2,100	-	-	-	-	2,100
	<b>Funding Total</b>	<b>\$2,100</b>	-	-	-	-	<b>\$2,100</b>
<b>AR57000007</b>	<b>FIRE STATION 55 - PERCENT FOR ART</b>						
	Develop enhancements for public areas of the fire station.						
	Construction	120,000	-	-	-	-	120,000
	<b>Project Total</b>	<b>\$120,000</b>	-	-	-	-	<b>\$120,000</b>
	2006 Police, Fire, and Homeland Security Bonds	98,930	-	-	-	-	98,930
	2001 Fire Facilities & Equipment Bonds	21,070	-	-	-	-	21,070
	<b>Funding Total</b>	<b>\$120,000</b>	-	-	-	-	<b>\$120,000</b>

**City of Phoenix, Arizona**  
**2007-2012 Capital Improvement Program**  
**Fire Protection**

<b>Project No.</b>	<b>Project Title</b>	<b>2007-08</b>	<b>2008-09</b>	<b>2009-10</b>	<b>2010-11</b>	<b>2011-12</b>	<b>Total</b>
<b>AR57000008</b>	<b>FIRE STATION 72 - PERCENT FOR ART</b>						
	Incorporate a terrazzo floor in the public areas of the fire station.						
	Construction	90,000	-	-	-	-	90,000
	<b>Project Total</b>	<b>\$90,000</b>	<b>-</b>	<b>-</b>	<b>-</b>	<b>-</b>	<b>\$90,000</b>
	2001 Fire Facilities & Equipment Bonds	90,000	-	-	-	-	90,000
	<b>Funding Total</b>	<b>\$90,000</b>	<b>-</b>	<b>-</b>	<b>-</b>	<b>-</b>	<b>\$90,000</b>
<b>AR57000009</b>	<b>FIRE STATION 74 - PERCENT FOR ART</b>						
	Develop enhancements for public areas of the fire station.						
	Construction	120,000	-	-	-	-	120,000
	<b>Project Total</b>	<b>\$120,000</b>	<b>-</b>	<b>-</b>	<b>-</b>	<b>-</b>	<b>\$120,000</b>
	2001 Fire Facilities & Equipment Bonds	120,000	-	-	-	-	120,000
	<b>Funding Total</b>	<b>\$120,000</b>	<b>-</b>	<b>-</b>	<b>-</b>	<b>-</b>	<b>\$120,000</b>
<b>AR57000010</b>	<b>FIRE TRAINING ACADEMY - PERCENT FOR ART</b>						
	Develop a memorial for public safety employees who have given their lives.						
	Construction	78,900	-	-	-	-	78,900
	<b>Project Total</b>	<b>\$78,900</b>	<b>-</b>	<b>-</b>	<b>-</b>	<b>-</b>	<b>\$78,900</b>
	2001 Fire Facilities & Equipment Bonds	78,900	-	-	-	-	78,900
	<b>Funding Total</b>	<b>\$78,900</b>	<b>-</b>	<b>-</b>	<b>-</b>	<b>-</b>	<b>\$78,900</b>

### **Freeway Mitigation**

The Freeway Mitigation program totals \$5.2 million and is funded with 1988 and 2001 bonds.

The Freeway Mitigation program provides for the development of freeway corridor improvements to buffer the impact of existing and new limited-access roadways in the city's neighborhoods. Improvements are included for the Outer Loop, South Mountain Loop, Piestewa Peak, and Black Canyon/Maricopa Freeway corridors.

**2007-2012 CAPITAL IMPROVEMENT PROGRAM**

**Freeway Mitigation**  
Capital Improvement Program Summary

<b>Project Summary</b>	<b>2007-08</b>	<b>2008-09</b>	<b>2009-10</b>	<b>2010-11</b>	<b>2011-12</b>	<b>Total</b>
Freeway Projects	\$ 5,079,035	\$ -	\$ -	\$ -	\$ -	5,079,035
Percent for Art	78,000	-	-	-	-	78,000
<b>Total</b>	<b>\$ 5,157,035</b>	<b>\$ -</b>	<b>\$ -</b>	<b>\$ -</b>	<b>\$ -</b>	<b>5,157,035</b>
<b>Source of Funds</b>						
<b>Bond Funds</b>						
2001 Bonds	\$ 2,808,464	\$ -	\$ -	\$ -	\$ -	2,808,464
1988 Bonds	2,348,571	-	-	-	-	2,348,571
Total Bonds	\$ 5,157,035	\$ -	\$ -	\$ -	\$ -	5,157,035
<b>Total Sources of Funds</b>	<b>\$ 5,157,035</b>	<b>\$ -</b>	<b>\$ -</b>	<b>\$ -</b>	<b>\$ -</b>	<b>5,157,035</b>

**City of Phoenix, Arizona**  
**2007-2012 Capital Improvement Program**  
**Freeway Mitigation**

<b>Project No.</b>	<b>Project Title</b>	<b>2007-08</b>	<b>2008-09</b>	<b>2009-10</b>	<b>2010-11</b>	<b>2011-12</b>	<b>Total</b>
<b>PL17650007</b>	<b>SOUTH MOUNTAIN LOOP MITIGATION</b>						
	Function: Freeway Projects						
	District: 6 & 7						
	Design and implement a specific plan to mitigate the impact of the South Mountain Loop freeway on adjacent neighborhoods.						
	Estimated full-year ongoing operating costs:	\$55,000					
	Design	314,000	-	-	-	-	314,000
	Construction	685,000	-	-	-	-	685,000
	<b>Project Total</b>	<b>\$999,000</b>	-	-	-	-	<b>\$999,000</b>
	1988 Freeway Mitigation Bonds	999,000	-	-	-	-	999,000
	<b>Funding Total</b>	<b>\$999,000</b>	-	-	-	-	<b>\$999,000</b>
<b>PL17650010</b>	<b>BLACK CANYON / MARICOPA FREEWAY SPECIFIC PLAN</b>						
	Function: Freeway Projects						
	District: Citywide						
	Implement a mitigation plan to reduce the impact of the I-17 freeway.						
	Construction	30,000	-	-	-	-	30,000
	<b>Project Total</b>	<b>\$30,000</b>	-	-	-	-	<b>\$30,000</b>
	1988 Freeway Mitigation Bonds	30,000	-	-	-	-	30,000
	<b>Funding Total</b>	<b>\$30,000</b>	-	-	-	-	<b>\$30,000</b>
<b>PL17652101</b>	<b>PIESTEWA PEAK FREEWAY ENHANCEMENTS</b>						
	Function: Freeway Projects						
	District: Citywide						
	Implement artwork preservation in conjunction with Arizona Department of Transportation High-Occupant-Vehicle lane construction.						
	Construction	124,661	-	-	-	-	124,661
	<b>Project Total</b>	<b>\$124,661</b>	-	-	-	-	<b>\$124,661</b>
	1988 Freeway Mitigation Bonds	124,661	-	-	-	-	124,661
	<b>Funding Total</b>	<b>\$124,661</b>	-	-	-	-	<b>\$124,661</b>
<b>PL17654101</b>	<b>MARICOPA FREEWAY ENHANCEMENTS</b>						
	Function: Freeway Projects						
	District: 7 & 8						
	Maintain artwork underneath the elevated Maricopa Freeway.						
	Construction	44,635	-	-	-	-	44,635
	<b>Project Total</b>	<b>\$44,635</b>	-	-	-	-	<b>\$44,635</b>
	1988 Freeway Mitigation Bonds	44,635	-	-	-	-	44,635
	<b>Funding Total</b>	<b>\$44,635</b>	-	-	-	-	<b>\$44,635</b>
<b>PL17654602</b>	<b>I-17 SPEED HUMPS</b>						
	Function: Freeway Projects						
	District: Citywide						
	Implement neighborhood traffic mitigation along the I-17 corridor.						
	Estimated full-year ongoing operating costs:	\$3,000					
	Construction	15,900	-	-	-	-	15,900
	<b>Project Total</b>	<b>\$15,900</b>	-	-	-	-	<b>\$15,900</b>
	1988 Freeway Mitigation Bonds	15,900	-	-	-	-	15,900
	<b>Funding Total</b>	<b>\$15,900</b>	-	-	-	-	<b>\$15,900</b>
<b>PL27653000</b>	<b>OUTER LOOP FREEWAY MITIGATION</b>						
	Function: Freeway Projects 2001						
	District: 1 & 2						
	Design and implement a mitigation plan if deemed necessary following ADOT noise analysis study.						
	Estimated full-year ongoing operating costs:	\$45,000					
	Construction	1,412,000	-	-	-	-	1,412,000
	<b>Project Total</b>	<b>\$1,412,000</b>	-	-	-	-	<b>\$1,412,000</b>
	2001 Street Improvements Bonds	1,412,000	-	-	-	-	1,412,000
	<b>Funding Total</b>	<b>\$1,412,000</b>	-	-	-	-	<b>\$1,412,000</b>

**City of Phoenix, Arizona**  
**2007-2012 Capital Improvement Program**  
**Freeway Mitigation**

<b>Project No.</b>	<b>Project Title</b>	<b>2007-08</b>	<b>2008-09</b>	<b>2009-10</b>	<b>2010-11</b>	<b>2011-12</b>	<b>Total</b>
<b>PL27654000</b>	<b>BLACK CANYON/MARICOPA FREEWAY MITIGATION</b> Function: Freeway Projects 2001 District: Citywide						
	Construct noise walls and landscaping to mitigate the impact of the Black Canyon and Maricopa Freeways on adjacent neighborhoods.						
	Estimated full-year ongoing operating costs:	\$154,000					
	Design	146,460	-	-	-	-	146,460
	Construction	2,306,379	-	-	-	-	2,306,379
	<b>Project Total</b>	<b>\$2,452,839</b>	<b>-</b>	<b>-</b>	<b>-</b>	<b>-</b>	<b>\$2,452,839</b>
	2001 Street Improvements Bonds	1,318,464	-	-	-	-	1,318,464
	1988 Freeway Mitigation Bonds	1,134,375	-	-	-	-	1,134,375
	<b>Funding Total</b>	<b>\$2,452,839</b>	<b>-</b>	<b>-</b>	<b>-</b>	<b>-</b>	<b>\$2,452,839</b>
<b>AR39000002</b>	<b>SR51 ARTWORK REFURBISHMENT - PERCENT FOR ART</b> Function: Percent for Art District: Citywide						
	Refurbish existing art elements along State Route 51 from McDowell Rd to 32nd St.						
	Construction	78,000	-	-	-	-	78,000
	<b>Project Total</b>	<b>\$78,000</b>	<b>-</b>	<b>-</b>	<b>-</b>	<b>-</b>	<b>\$78,000</b>
	2001 Street Improvements Bonds	78,000	-	-	-	-	78,000
	<b>Funding Total</b>	<b>\$78,000</b>	<b>-</b>	<b>-</b>	<b>-</b>	<b>-</b>	<b>\$78,000</b>

### **Historic Preservation**

The Historic Preservation program totals \$13.5 million and is funded with 1989, 2001 and 2006 bonds. The following projects are planned:

- Construction of historic preservation demonstration projects
- Construction of city-owned historic preservation demonstration projects
- Acquisition and rehabilitation of threatened historic buildings citywide
- Matching grants for residential and commercial historic property owners to rehabilitate historic properties in exchange for conservation easements

**2007-2012 CAPITAL IMPROVEMENT PROGRAM**

**Historic Preservation  
Capital Improvement Program Summary**

<b>Project Summary</b>	<b>2007-08</b>	<b>2008-09</b>	<b>2009-10</b>	<b>2010-11</b>	<b>2011-12</b>	<b>Total</b>
City Facilities	\$ 660,245	\$ -	\$ -	\$ -	\$ -	660,245
Demonstration Projects	1,348,604	440,550	440,550	440,550	-	2,670,254
Exterior Rehab	1,208,766	495,000	297,000	742,500	-	2,743,266
Parks Historic Preservation	1,581,455	1,227,600	282,150	1,163,250	-	4,254,455
Phoenix Indian School	1,636	-	-	-	-	1,636
Threatened Buildings Citywide	542,000	891,000	693,000	678,150	-	2,804,150
Tovrea Castle	239,711	-	-	-	-	239,711
Percent for Art	35,295	30,850	17,300	30,550	-	113,995
<b>Total</b>	<b>\$ 5,617,712</b>	<b>\$ 3,085,000</b>	<b>\$ 1,730,000</b>	<b>\$ 3,055,000</b>	<b>\$ -</b>	<b>13,487,712</b>

**Source of Funds**

Operating Funds

Federal and State Grants Trust	\$ 129,209	\$ -	\$ -	\$ -	\$ -	129,209
--------------------------------	------------	------	------	------	------	---------

Bond Funds

2006 Bonds	\$ 3,144,005	\$ 3,085,000	\$ 1,730,000	\$ 3,055,000	\$ -	11,014,005
2001 Bonds	2,127,344	-	-	-	-	2,127,344
1989 Bonds	217,154	-	-	-	-	217,154
<b>Total Bonds</b>	<b>\$ 5,488,503</b>	<b>\$ 3,085,000</b>	<b>\$ 1,730,000</b>	<b>\$ 3,055,000</b>	<b>\$ -</b>	<b>13,358,503</b>

**Total Sources of Funds**

<b>Total Sources of Funds</b>	<b>\$ 5,617,712</b>	<b>\$ 3,085,000</b>	<b>\$ 1,730,000</b>	<b>\$ 3,055,000</b>	<b>\$ -</b>	<b>13,487,712</b>
-------------------------------	---------------------	---------------------	---------------------	---------------------	-------------	-------------------

**City of Phoenix, Arizona**  
**2007-2012 Capital Improvement Program**  
**Historic Preservation**

<b>Project No.</b>	<b>Project Title</b>	<b>2007-08</b>	<b>2008-09</b>	<b>2009-10</b>	<b>2010-11</b>	<b>2011-12</b>	<b>Total</b>
<b>HP3000004</b>	<b>SOUTH MOUNTAIN COMPLEX</b> Rehabilitate historic buildings at South Mountain Park.						
				<b>Function: City Facilities</b>		<b>District: 8</b>	
	Study	30,000	-	-	-	-	30,000
	Construction	564,219	-	-	-	-	564,219
	<b>Project Total</b>	<b>\$594,219</b>	-	-	-	-	<b>\$594,219</b>
	2001 Heritage Preservation Bonds	594,219	-	-	-	-	594,219
	<b>Funding Total</b>	<b>\$594,219</b>	-	-	-	-	<b>\$594,219</b>
<b>HP3010001</b>	<b>HISTORIC PRESERVATION REHABILITATION PROGRAM</b> Perform consultant condition assessments for historic rehabilitation projects.						
						<b>District: 8</b>	
	Other	61,140	-	-	-	-	61,140
	<b>Project Total</b>	<b>\$61,140</b>	-	-	-	-	<b>\$61,140</b>
	1989 Historic & Cultural Preservation Bonds	61,140	-	-	-	-	61,140
	<b>Funding Total</b>	<b>\$61,140</b>	-	-	-	-	<b>\$61,140</b>
<b>HP3010004</b>	<b>HISTORIC BUILDING PHOTOGRAPHY PROJECT</b> Create photographic documentation of historic properties citywide.						
						<b>District: Citywide</b>	
	Study	4,886	-	-	-	-	4,886
	<b>Project Total</b>	<b>\$4,886</b>	-	-	-	-	<b>\$4,886</b>
	1989 Historic & Cultural Preservation Bonds	4,886	-	-	-	-	4,886
	<b>Funding Total</b>	<b>\$4,886</b>	-	-	-	-	<b>\$4,886</b>
<b>HP4000003</b>	<b>BAND BUILDING-INDIAN SCHOOL REHAB</b> Rehabilitate exterior of 1931 band (grammar school) building at Steele Indian School Park for future Veteran's Museum						
						<b>District: 4</b>	
	Construction	88,583	-	-	-	-	88,583
	<b>Project Total</b>	<b>\$88,583</b>	-	-	-	-	<b>\$88,583</b>
	2001 Heritage Preservation Bonds	88,583	-	-	-	-	88,583
	<b>Funding Total</b>	<b>\$88,583</b>	-	-	-	-	<b>\$88,583</b>
<b>HP1000004</b>	<b>HISTORIC PRESERVATION DEMONSTRATION PROJECTS</b> Complete demonstration projects for major exterior rehabilitation work on historic buildings.						
						<b>District: Citywide</b>	
	Construction	296,003	-	-	-	-	296,003
	<b>Project Total</b>	<b>\$296,003</b>	-	-	-	-	<b>\$296,003</b>
	2001 Heritage Preservation Bonds	296,003	-	-	-	-	296,003
	<b>Funding Total</b>	<b>\$296,003</b>	-	-	-	-	<b>\$296,003</b>
<b>HP1000018</b>	<b>WINSHIP HOUSE</b> Rehabilitate 1919 Winship House, 74 West Portland St, for use by Parks and Recreation Department to provide community space and offices for the adjacent Japanese Friendship Garden.						
						<b>District: 7</b>	
	Study	69,209	-	-	-	-	69,209
	Construction	34,901	-	-	-	-	34,901
	<b>Project Total</b>	<b>\$104,110</b>	-	-	-	-	<b>\$104,110</b>
	Federal and State Grants Trust	69,209	-	-	-	-	69,209
	2001 Heritage Preservation Bonds	34,901	-	-	-	-	34,901
	<b>Funding Total</b>	<b>\$104,110</b>	-	-	-	-	<b>\$104,110</b>

**City of Phoenix, Arizona**  
**2007-2012 Capital Improvement Program**  
**Historic Preservation**

<b>Project No.</b>	<b>Project Title</b>	<b>2007-08</b>	<b>2008-09</b>	<b>2009-10</b>	<b>2010-11</b>	<b>2011-12</b>	<b>Total</b>
<b>HP1000021</b>	<b>SUN DEE APARTMENTS</b>						
		<b>Function: Demonstration Projects</b>				<b>District: 7</b>	
	Purchase façade conservation easement for move and rehabilitate exterior of historic building at 302 W. Portland St. in the Roosevelt Historic District.						
	Study	10,000	-	-	-	-	10,000
	Design	77,820	-	-	-	-	77,820
	<b>Project Total</b>	<b>\$87,820</b>	-	-	-	-	<b>\$87,820</b>
	2001 Neighborhood Historic Preservation	10,000	-	-	-	-	10,000
	2001 Heritage Preservation Bonds	77,820	-	-	-	-	77,820
	<b>Funding Total</b>	<b>\$87,820</b>	-	-	-	-	<b>\$87,820</b>
<b>HP1000023</b>	<b>SOUTH MOUNTAIN CHURCH</b>						
		<b>Function: Demonstration Projects</b>				<b>District: 8</b>	
	Purchase façade conservation easement for exterior rehabilitation of the historic South Mountain Community Church, 717 E. Southern Ave.						
	Design	15,821	-	-	-	-	15,821
	<b>Project Total</b>	<b>\$15,821</b>	-	-	-	-	<b>\$15,821</b>
	2001 Heritage Preservation Bonds	15,821	-	-	-	-	15,821
	<b>Funding Total</b>	<b>\$15,821</b>	-	-	-	-	<b>\$15,821</b>
<b>HP1000024</b>	<b>HANNYS</b>						
		<b>Function: Demonstration Projects</b>				<b>District: 8</b>	
	Purchase façade conservation easement for exterior rehabilitation of the Hanny's Department Store, 40 N. 1st St.						
	Construction	229,750	-	-	-	-	229,750
	<b>Project Total</b>	<b>\$229,750</b>	-	-	-	-	<b>\$229,750</b>
	2001 Heritage Preservation Bonds	229,750	-	-	-	-	229,750
	<b>Funding Total</b>	<b>\$229,750</b>	-	-	-	-	<b>\$229,750</b>
<b>HP7000001</b>	<b>DEMONSTRATION PROJECTS</b>						
		<b>Function: Demonstration Projects</b>				<b>District: Citywide</b>	
	Provide matching grants for commercial and institutional property owners to rehabilitate historic properties.						
	Construction	591,100	440,550	440,550	440,550	-	1,912,750
	<b>Project Total</b>	<b>\$591,100</b>	<b>\$440,550</b>	<b>\$440,550</b>	<b>\$440,550</b>	-	<b>\$1,912,750</b>
	2006 Affordable Housing & Neighborhood Revitalization Bonds	591,100	440,550	440,550	440,550	-	1,912,750
	<b>Funding Total</b>	<b>\$591,100</b>	<b>\$440,550</b>	<b>\$440,550</b>	<b>\$440,550</b>	-	<b>\$1,912,750</b>
<b>HP2000001</b>	<b>HISTORIC PRESERVATION- EXTERIORS OF HISTORIC HOMES</b>						
		<b>Function: Exterior Rehab</b>				<b>District: Citywide</b>	
	Provide matching assistance to provide property owners for exterior rehabilitation work on historic residences.						
	Construction	186,961	-	-	-	-	186,961
	<b>Project Total</b>	<b>\$186,961</b>	-	-	-	-	<b>\$186,961</b>
	2001 Neighborhood Historic Preservation	186,961	-	-	-	-	186,961
	<b>Funding Total</b>	<b>\$186,961</b>	-	-	-	-	<b>\$186,961</b>
<b>HP2000004</b>	<b>LOW INCOME REHAB</b>						
		<b>Function: Exterior Rehab</b>				<b>District: Citywide</b>	
	Provide assistance for property owners with moderate to low-income to repair and rehabilitate historic residential properties.						
	Construction	246,815	-	-	-	-	246,815
	<b>Project Total</b>	<b>\$246,815</b>	-	-	-	-	<b>\$246,815</b>
	2001 Neighborhood Historic Preservation	246,815	-	-	-	-	246,815
	<b>Funding Total</b>	<b>\$246,815</b>	-	-	-	-	<b>\$246,815</b>

**City of Phoenix, Arizona**  
**2007-2012 Capital Improvement Program**  
**Historic Preservation**

<b>Project No.</b>	<b>Project Title</b>	<b>2007-08</b>	<b>2008-09</b>	<b>2009-10</b>	<b>2010-11</b>	<b>2011-12</b>	<b>Total</b>
<b>HP20000007</b>	<b>POST-WWII RESIDENTIAL STUDY</b>						
	Identify post-World War II neighborhoods citywide eligible for historic designation.						
	Study	156,670	-	-	-	-	156,670
	Construction	40,000	-	-	-	-	40,000
	<b>Project Total</b>	<b>\$196,670</b>	<b>-</b>	<b>-</b>	<b>-</b>	<b>-</b>	<b>\$196,670</b>
	Federal and State Grants Trust	60,000	-	-	-	-	60,000
	2001 Neighborhood Historic Preservation	96,670	-	-	-	-	96,670
	2001 Heritage Preservation Bonds	40,000	-	-	-	-	40,000
	<b>Funding Total</b>	<b>\$196,670</b>	<b>-</b>	<b>-</b>	<b>-</b>	<b>-</b>	<b>\$196,670</b>
<b>HP20000009</b>	<b>PRE-WWII RESIDENTIAL NATIONAL REGISTER NOMINATION</b>						
	Identify Pre-World War II neighborhoods citywide eligible for National Historic Register designation.						
	Study	97,820	-	-	-	-	97,820
	<b>Project Total</b>	<b>\$97,820</b>	<b>-</b>	<b>-</b>	<b>-</b>	<b>-</b>	<b>\$97,820</b>
	2001 Neighborhood Historic Preservation	97,820	-	-	-	-	97,820
	<b>Funding Total</b>	<b>\$97,820</b>	<b>-</b>	<b>-</b>	<b>-</b>	<b>-</b>	<b>\$97,820</b>
<b>HP20000010</b>	<b>1246 E MCKINLEY</b>						
	Purchase façade conservation easement for exterior rehabilitation of historic house in Garfield Historic District for affordable housing.						
	Construction	75,000	-	-	-	-	75,000
	<b>Project Total</b>	<b>\$75,000</b>	<b>-</b>	<b>-</b>	<b>-</b>	<b>-</b>	<b>\$75,000</b>
	2001 Neighborhood Historic Preservation	75,000	-	-	-	-	75,000
	<b>Funding Total</b>	<b>\$75,000</b>	<b>-</b>	<b>-</b>	<b>-</b>	<b>-</b>	<b>\$75,000</b>
<b>HP90000001</b>	<b>EXTERIOR REHAB</b>						
	Provide matching grants to private property owners for exterior rehabilitation work on historic residences.						
	Construction	405,500	495,000	297,000	742,500	-	1,940,000
	<b>Project Total</b>	<b>\$405,500</b>	<b>\$495,000</b>	<b>\$297,000</b>	<b>\$742,500</b>	<b>-</b>	<b>\$1,940,000</b>
	2006 Affordable Housing & Neighborhood Revitalization Bonds	405,500	495,000	297,000	742,500	-	1,940,000
	<b>Funding Total</b>	<b>\$405,500</b>	<b>\$495,000</b>	<b>\$297,000</b>	<b>\$742,500</b>	<b>-</b>	<b>\$1,940,000</b>
<b>ND10300003</b>	<b>PHOENIX INDIAN SCHOOL</b>						
	Final costs for preservation project at the historic Phoenix Indian School property.						
	Construction	1,636	-	-	-	-	1,636
	<b>Project Total</b>	<b>\$1,636</b>	<b>-</b>	<b>-</b>	<b>-</b>	<b>-</b>	<b>\$1,636</b>
	2001 Heritage Preservation Bonds	1,636	-	-	-	-	1,636
	<b>Funding Total</b>	<b>\$1,636</b>	<b>-</b>	<b>-</b>	<b>-</b>	<b>-</b>	<b>\$1,636</b>
<b>HP11000001</b>	<b>PHOENIX UNION REHAB</b>						
	Rehabilitate exteriors of three historic buildings.						
	Construction	1,188,000	-	-	-	-	1,188,000
	<b>Project Total</b>	<b>\$1,188,000</b>	<b>-</b>	<b>-</b>	<b>-</b>	<b>-</b>	<b>\$1,188,000</b>
	2006 Education Bonds	1,188,000	-	-	-	-	1,188,000
	<b>Funding Total</b>	<b>\$1,188,000</b>	<b>-</b>	<b>-</b>	<b>-</b>	<b>-</b>	<b>\$1,188,000</b>





## HOPE VI

The HOPE VI project of \$17.4 million is funded with federal grants and 2001 and 2006 bonds. The HOPE VI project will complete reconstruction of the public housing units at Matthew Henson and help revitalize the surrounding neighborhood. The project establishes a mixed-use, mixed-income development and creates incentives to attract additional investment to the area through public/private partnership.

**2007-2012 CAPITAL IMPROVEMENT PROGRAM**

**HOPE VI**  
Capital Improvement Program Summary

<b>Project Summary</b>	<b>2007-08</b>	<b>2008-09</b>	<b>2009-10</b>	<b>2010-11</b>	<b>2011-12</b>	<b>Total</b>
HOPE VI	\$ 10,766,488	\$ 2,010,708	\$ 3,329,370	\$ 849,420	\$ -	\$ 16,955,986
Percent for Art	355,500	6,700	33,630	8,580	-	404,410
<b>Total</b>	<b>\$ 11,121,988</b>	<b>\$ 2,017,408</b>	<b>\$ 3,363,000</b>	<b>\$ 858,000</b>	<b>\$ -</b>	<b>\$ 17,360,396</b>
<b>Source of Funds</b>						
<u>Operating Funds</u>						
HOPE VI Grant	\$ 8,325,058	\$ 1,347,408	\$ -	\$ -	\$ -	\$ 9,672,466
HOME	1,000,000	-	-	-	-	1,000,000
<b>Total Operating Funds</b>	<b>\$ 9,325,058</b>	<b>\$ 1,347,408</b>	<b>\$ -</b>	<b>\$ -</b>	<b>\$ -</b>	<b>\$ 10,672,466</b>
<u>Bond Funds</u>						
2006 Bonds	\$ 795,500	\$ 670,000	\$ 3,363,000	\$ 858,000	\$ -	\$ 5,686,500
2001 Bonds	716,480	-	-	-	-	716,480
Non-Profit Corporation Bonds - Water	284,950	-	-	-	-	284,950
<b>Total Bond Funds</b>	<b>\$ 1,796,930</b>	<b>\$ 670,000</b>	<b>\$ 3,363,000</b>	<b>\$ 858,000</b>	<b>\$ -</b>	<b>\$ 6,687,930</b>
<b>Total Sources of Funds</b>	<b>\$ 11,121,988</b>	<b>\$ 2,017,408</b>	<b>\$ 3,363,000</b>	<b>\$ 858,000</b>	<b>\$ -</b>	<b>\$ 17,360,396</b>

**City of Phoenix, Arizona  
2007-2012 Capital Improvement Program**

**HOPE VI**

<b>Project No.</b>	<b>Project Title</b>	<b>2007-08</b>	<b>2008-09</b>	<b>2009-10</b>	<b>2010-11</b>	<b>2011-12</b>	<b>Total</b>
<b>CM24300002</b>	<b>PREDEVELOPMENT PHASE 3</b>						
	Pre-development activity for Phase 3 Family Housing development.						
	Study	15,000	-	-	-	-	15,000
	<b>Project Total</b>	<b>\$15,000</b>	-	-	-	-	<b>\$15,000</b>
	Hope VI Grant	15,000	-	-	-	-	15,000
	<b>Funding Total</b>	<b>\$15,000</b>	-	-	-	-	<b>\$15,000</b>
<b>CM24300004</b>	<b>COMMUNITY AND SUPPORTIVE SERVICES - PHASE 3</b>						
	Provide case management and supportive services to Matthew Henson residents throughout the duration of Phase 3.						
	Other	221,638	-	-	-	-	221,638
	<b>Project Total</b>	<b>\$221,638</b>	-	-	-	-	<b>\$221,638</b>
	Hope VI Grant	221,638	-	-	-	-	221,638
	<b>Funding Total</b>	<b>\$221,638</b>	-	-	-	-	<b>\$221,638</b>
<b>CM24300014</b>	<b>SITE PREPARATION PHASE 3</b>						
	Provide site preparation for Phase 3 Family Housing development.						
	Construction	849,336	-	-	-	-	849,336
	<b>Project Total</b>	<b>\$849,336</b>	-	-	-	-	<b>\$849,336</b>
	Hope VI Grant	849,336	-	-	-	-	849,336
	<b>Funding Total</b>	<b>\$849,336</b>	-	-	-	-	<b>\$849,336</b>
<b>CM24300101</b>	<b>CONSTRUCTION - PHASE 3</b>						
	Complete construction of 136 units of family townhomes and garden-style units.						
	Construction	4,621,670	-	-	-	-	4,621,670
	<b>Project Total</b>	<b>\$4,621,670</b>	-	-	-	-	<b>\$4,621,670</b>
	Hope VI Grant	4,332,662	-	-	-	-	4,332,662
	2006 Affordable Housing & Neighborhood Revitalization Bonds	289,008	-	-	-	-	289,008
	<b>Funding Total</b>	<b>\$4,621,670</b>	-	-	-	-	<b>\$4,621,670</b>
<b>CM24300102</b>	<b>DEVELOPMENT - PHASE 3</b>						
	Soft construction/development of Phase 3 Family Housing development.						
	Construction	71,431	-	-	-	-	71,431
	<b>Project Total</b>	<b>\$71,431</b>	-	-	-	-	<b>\$71,431</b>
	2001 Affordable Housing & Homeless Shelter Bonds	71,431	-	-	-	-	71,431
	<b>Funding Total</b>	<b>\$71,431</b>	-	-	-	-	<b>\$71,431</b>
<b>CM24400002</b>	<b>PHASE 4 PREDEVELOPMENT</b>						
	Pre-development activity for Phase 4.						
	Design	919,378	-	-	-	-	919,378
	<b>Project Total</b>	<b>\$919,378</b>	-	-	-	-	<b>\$919,378</b>
	Hope VI Grant	919,378	-	-	-	-	919,378
	<b>Funding Total</b>	<b>\$919,378</b>	-	-	-	-	<b>\$919,378</b>

**City of Phoenix, Arizona**  
**2007-2012 Capital Improvement Program**  
**HOPE VI**

<b>Project No.</b>	<b>Project Title</b>	<b>2007-08</b>	<b>2008-09</b>	<b>2009-10</b>	<b>2010-11</b>	<b>2011-12</b>	<b>Total</b>
<b>CM24400004</b>	<b>COMMUNITY AND SUPPORTIVE SERVICES - PHASE 4</b>						
			<b>Function: Hope VI - Phase IV</b>				<b>District: 8</b>
	Provide case management and supportive services to Matthew Henson residents throughout the duration of Phase 4.						
Other		423,704	350,000	-	-	-	773,704
	<b>Project Total</b>	<b>\$423,704</b>	<b>\$350,000</b>	-	-	-	<b>\$773,704</b>
Hope VI Grant		423,704	350,000	-	-	-	773,704
	<b>Funding Total</b>	<b>\$423,704</b>	<b>\$350,000</b>	-	-	-	<b>\$773,704</b>
<b>CM24400012</b>	<b>PHASE IV ENVIRONMENTAL PREDEVELOPMENT</b>						
			<b>Function: Hope VI - Phase IV</b>				<b>District: 8</b>
	Perform Phase 4 environmental predevelopment.						
Study		62,000	-	-	-	-	62,000
	<b>Project Total</b>	<b>\$62,000</b>	-	-	-	-	<b>\$62,000</b>
Hope VI Grant		62,000	-	-	-	-	62,000
	<b>Funding Total</b>	<b>\$62,000</b>	-	-	-	-	<b>\$62,000</b>
<b>CM24400013</b>	<b>DEMOLITION PHASE 4</b>						
			<b>Function: Hope VI - Phase IV</b>				<b>District: 8</b>
	Complete demolition work for Phase 4.						
Construction		280,000	-	-	-	-	280,000
	<b>Project Total</b>	<b>\$280,000</b>	-	-	-	-	<b>\$280,000</b>
Hope VI Grant		280,000	-	-	-	-	280,000
	<b>Funding Total</b>	<b>\$280,000</b>	-	-	-	-	<b>\$280,000</b>
<b>CM24400014</b>	<b>DEVELOPMENT - PHASE 4</b>						
			<b>Function: Hope VI - Phase IV</b>				<b>District: 8</b>
	Provide site preparation for Phase 4 Family Housing development.						
Construction		1,118,070	-	-	-	-	1,118,070
	<b>Project Total</b>	<b>\$1,118,070</b>	-	-	-	-	<b>\$1,118,070</b>
HOPE VI Special Revenue		462,000	-	-	-	-	462,000
Hope VI Grant		656,070	-	-	-	-	656,070
	<b>Funding Total</b>	<b>\$1,118,070</b>	-	-	-	-	<b>\$1,118,070</b>
<b>CM24400101</b>	<b>CONSTRUCTION - PHASE 4</b>						
			<b>Function: Hope VI - Phase IV</b>				<b>District: 8</b>
	Complete construction of 86 units of family townhomes and tri-plexes.						
Construction		564,262	500,000	-	-	-	1,064,262
	<b>Project Total</b>	<b>\$564,262</b>	<b>\$500,000</b>	-	-	-	<b>\$1,064,262</b>
Hope VI Grant		103,270	500,000	-	-	-	603,270
2006 Affordable Housing & Neighborhood Revitalization Bonds		460,992	-	-	-	-	460,992
	<b>Funding Total</b>	<b>\$564,262</b>	<b>\$500,000</b>	-	-	-	<b>\$1,064,262</b>
<b>CM24400102</b>	<b>PHASE 4 DEVELOPMENT</b>						
			<b>Function: Hope VI - Phase IV</b>				<b>District: 8</b>
	Develop Phase 4.						
Construction		619,999	-	-	-	-	619,999
	<b>Project Total</b>	<b>\$619,999</b>	-	-	-	-	<b>\$619,999</b>
2001 Affordable Housing & Homeless Shelter Bonds		619,999	-	-	-	-	619,999
	<b>Funding Total</b>	<b>\$619,999</b>	-	-	-	-	<b>\$619,999</b>

**City of Phoenix, Arizona**  
**2007-2012 Capital Improvement Program**  
**HOPE VI**

<b>Project No.</b>	<b>Project Title</b>	<b>2007-08</b>	<b>2008-09</b>	<b>2009-10</b>	<b>2010-11</b>	<b>2011-12</b>	<b>Total</b>
<b>CM2450004</b>	<b>COMMUNITY AND SUPPORTIVE SERVICES - PHASE 5</b>						
			<b>Function: Hope VI - Phase V</b>				<b>District: 8</b>
	Provide case management and supportive services to Matthew Henson residents throughout the duration of Phase 5.						
Other		-	497,408	-	-	-	497,408
	<b>Project Total</b>	-	<b>\$497,408</b>	-	-	-	<b>\$497,408</b>
Hope VI Grant		-	497,408	-	-	-	497,408
	<b>Funding Total</b>	-	<b>\$497,408</b>	-	-	-	<b>\$497,408</b>
<b>CM2450017</b>	<b>LAND ACQUISITION - PHASE 5</b>						
			<b>Function: Hope VI - Phase V</b>				<b>District: 8</b>
	Acquire off-site land within the redevelopment area for Phase 5 Family Housing Development.						
Land Acquisition		1,000,000	-	-	-	-	1,000,000
	<b>Project Total</b>	<b>\$1,000,000</b>	-	-	-	-	<b>\$1,000,000</b>
HOME Program		1,000,000	-	-	-	-	1,000,000
	<b>Funding Total</b>	<b>\$1,000,000</b>	-	-	-	-	<b>\$1,000,000</b>
<b>CM2450021</b>	<b>STREET MODERNIZATION</b>						
			<b>Function: Hope VI - Phase V</b>				<b>District: 8</b>
	Modernize streets around HOPE VI development.						
Construction		-	663,300	326,700	-	-	990,000
	<b>Project Total</b>	-	<b>\$663,300</b>	<b>\$326,700</b>	-	-	<b>\$990,000</b>
2006 Street Improvement and Storm Sewer Bonds		-	663,300	326,700	-	-	990,000
	<b>Funding Total</b>	-	<b>\$663,300</b>	<b>\$326,700</b>	-	-	<b>\$990,000</b>
<b>CM2450022</b>	<b>STREET RETROFIT / BEAUTIFICATION</b>						
			<b>Function: Hope VI - Phase V</b>				<b>District: 8</b>
	Retrofit and beautify streets around HOPE VI development.						
Construction		-	-	590,580	399,420	-	990,000
	<b>Project Total</b>	-	-	<b>\$590,580</b>	<b>\$399,420</b>	-	<b>\$990,000</b>
2006 Street Improvement and Storm Sewer Bonds		-	-	590,580	399,420	-	990,000
	<b>Funding Total</b>	-	-	<b>\$590,580</b>	<b>\$399,420</b>	-	<b>\$990,000</b>
<b>CM2450023</b>	<b>7TH AVE BRIDGE</b>						
			<b>Function: Hope VI - Phase V</b>				<b>District: 8</b>
	Beautify the 7th Ave Bridge.						
Construction		-	-	2,412,090	450,000	-	2,862,090
	<b>Project Total</b>	-	-	<b>\$2,412,090</b>	<b>\$450,000</b>	-	<b>\$2,862,090</b>
2006 Street Improvement and Storm Sewer Bonds		-	-	2,412,090	450,000	-	2,862,090
	<b>Funding Total</b>	-	-	<b>\$2,412,090</b>	<b>\$450,000</b>	-	<b>\$2,862,090</b>
<b>AR6300007</b>	<b>HOPE VI STREET PROJECTS</b>						
			<b>Function: Percent for Art</b>				<b>District: 8</b>
	Develop public art projects in conjunction with HOPE VI street projects.						
Construction		-	6,700	33,630	8,580	-	48,910
	<b>Project Total</b>	-	<b>\$6,700</b>	<b>\$33,630</b>	<b>\$8,580</b>	-	<b>\$48,910</b>
2006 Street Improvement and Storm Sewer Bonds		-	6,700	33,630	8,580	-	48,910
	<b>Funding Total</b>	-	<b>\$6,700</b>	<b>\$33,630</b>	<b>\$8,580</b>	-	<b>\$48,910</b>

**City of Phoenix, Arizona**  
**2007-2012 Capital Improvement Program**  
**HOPE VI**

<i><b>Project No.</b></i>	<i><b>Project Title</b></i>	<i><b>2007-08</b></i>	<i><b>2008-09</b></i>	<i><b>2009-10</b></i>	<i><b>2010-11</b></i>	<i><b>2011-12</b></i>	<i><b>Total</b></i>
<b>AR88000005</b>	<b>MATTHEW A. HENSON/HOPE VI - PERCENT FOR ART</b>						
		<b>Function: Percent for Art</b>				<b>District: 8</b>	
	Develop artwork that interprets the project site and its history.						
Equipment		355,500	-	-	-	-	355,500
<b>Project Total</b>		<b>\$355,500</b>	-	-	-	-	<b>\$355,500</b>
2007 CIC Water Bonds		284,950	-	-	-	-	284,950
2006 Affordable Housing & Neighborhood Revitalization Bonds		45,500	-	-	-	-	45,500
2001 Affordable Housing & Homeless Shelter Bonds		25,050	-	-	-	-	25,050
<b>Funding Total</b>		<b>\$355,500</b>	-	-	-	-	<b>\$355,500</b>

# HOUSING

## HOUSING

### AFFORDABLE HOUSING

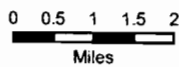
-  Ambassador West
-  Camelback Properties
-  Cypress Manor
-  Deck Park Vista
-  Desert Meadows
-  Foothills on the Preserve
-  La Cascada I
-  La Cascada II
-  Paradise Greens
-  Red Mountain Springs
-  Sand Dollar
-  Whispering Willows
-  Yale Court
-  Windrose Village
-  Paradise Village
-  Saluaro West
-  Foothills Court

### SENIOR HOUSING

-  Fillmore Gardens
-  Maryvale Gardens
-  McCarty Apartments
-  Pine Towers
-  Sunnyslope Manor
-  Washington Manor

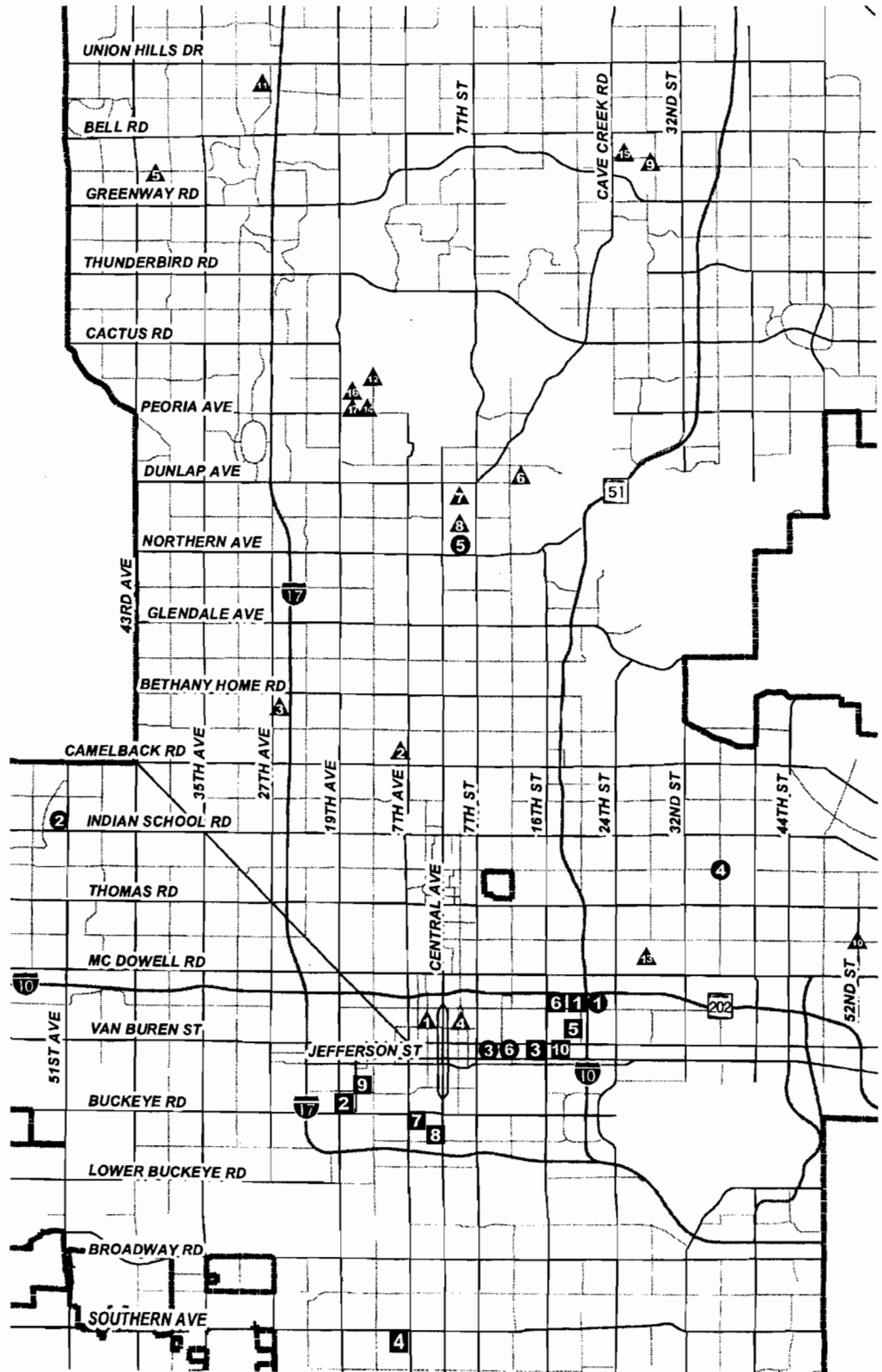
### CONVENTIONAL HOMES

-  A.L. Krohn Homes
-  A.L. Krohn Homes
-  A.L. Krohn Homes
-  Foothills Village
-  Frank Luke Homes
-  Frank Luke Addn
-  Marcos de Niza
-  Marcos de Niza Addn
-  Henson Village
-  Sidney P. Osborn Homes



 **City of Phoenix**  
**Planning Department**

May 2007



## Housing

The Housing program totals \$59.6 million and is funded with Community Development Block Grant (CDBG) funds, 2006 bonds and public housing federal grant funds.

Housing projects using 2006 bond funds include:

- Acquire and expand city-owned properties for affordable housing
- Provide a new loan program to increase affordable properties
- Install air conditioning units in public housing to replace obsolete evaporative coolers

Nonprofit projects using 2006 bond funds include:

- Providing funding for construction of the United Methodist Outreach Ministries New Day Center homeless shelter for families

Modernization projects for public housing units are planned based on the availability of grant funds. City Council approved allocations of Community Development Block Grant funds are also programmed.

**2007-2012 CAPITAL IMPROVEMENT PROGRAM**

**Housing**  
Capital Improvement Program Summary

<b>Project Summary</b>	<b>2007-08</b>	<b>2008-09</b>	<b>2009-10</b>	<b>2010-11</b>	<b>2011-12</b>	<b>Total</b>
Affordable Housing Development	\$ 800,000	\$ 1,550,000	\$ 5,581,000	\$ 6,869,000	\$ -	\$ 14,800,000
Architects, Engineers, and Studies	1,702,299	100,000	100,000	55,000	-	1,957,299
Conventional Housing Modernization	8,734,084	3,581,216	3,412,155	3,251,548	3,099,971	22,078,974
Multifamily Acquisition	340,000	-	-	-	-	340,000
Public Housing Modernization	2,524,500	1,980,000	653,400	-	-	5,157,900
Rental Housing Development Loan Program	1,730,000	990,000	1,094,940	1,092,960	-	4,907,900
Scattered Sites Modernization	1,116,321	-	-	-	-	1,116,321
Senior Housing Acquisition	5,828,014	-	-	-	-	5,828,014
Senior Housing Modernization	648,000	50,000	50,000	50,000	50,000	848,000
Nonprofit Projects	550,000	-	990,000	990,000	-	2,530,000
Percent for Art	-	30,000	27,660	21,040	-	78,700
<b>Total</b>	<b>\$ 23,973,218</b>	<b>\$ 8,281,216</b>	<b>\$ 11,909,155</b>	<b>\$ 12,329,548</b>	<b>\$ 3,149,971</b>	<b>\$ 59,643,108</b>

**Source of Funds**

Operating Funds

Community Development Block Grant	\$ 550,000	\$ 200,000	\$ 200,000	\$ 200,000	\$ 200,000	\$ 1,350,000
Operating Grants	1,850,000	-	-	-	-	1,850,000
<b>Total Operating Funds</b>	<b>\$ 2,400,000</b>	<b>\$ 200,000</b>	<b>\$ 200,000</b>	<b>\$ 200,000</b>	<b>\$ 200,000</b>	<b>\$ 3,200,000</b>

Bond Funds

2006 Bonds	\$ 7,732,514	\$ 4,550,000	\$ 8,347,000	\$ 8,973,000	\$ -	\$ 29,602,514
2001 Bonds	1,640,000	-	-	-	-	1,640,000
<b>Total Bond Funds</b>	<b>\$ 9,372,514</b>	<b>\$ 4,550,000</b>	<b>\$ 8,347,000</b>	<b>\$ 8,973,000</b>	<b>\$ -</b>	<b>\$ 31,242,514</b>

Other Financing

Capital Grants	\$ 12,200,704	\$ 3,531,216	\$ 3,362,155	\$ 3,156,548	\$ 2,949,971	\$ 25,200,594
----------------	---------------	--------------	--------------	--------------	--------------	---------------

<b>Total Sources of Funds</b>	<b>\$ 23,973,218</b>	<b>\$ 8,281,216</b>	<b>\$ 11,909,155</b>	<b>\$ 12,329,548</b>	<b>\$ 3,149,971</b>	<b>\$ 59,643,108</b>
-------------------------------	----------------------	---------------------	----------------------	----------------------	---------------------	----------------------

**City of Phoenix, Arizona**  
**2007-2012 Capital Improvement Program**  
**Housing**

<b>Project No.</b>	<b>Project Title</b>	<b>2007-08</b>	<b>2008-09</b>	<b>2009-10</b>	<b>2010-11</b>	<b>2011-12</b>	<b>Total</b>
<b>AH20610001</b>	<b>AFFORDABLE HOUSING DEVELOPMENT</b>						
	Acquire city-owned properties for affordable housing.						
		800,000	1,550,000	5,581,000	6,869,000	-	14,800,000
	<b>Project Total</b>	<b>\$800,000</b>	<b>\$1,550,000</b>	<b>\$5,581,000</b>	<b>\$6,869,000</b>	<b>-</b>	<b>\$14,800,000</b>
	2006 Affordable Housing & Neighborhood Revitalization Bonds	800,000	1,550,000	5,581,000	6,869,000	-	14,800,000
	<b>Funding Total</b>	<b>\$800,000</b>	<b>\$1,550,000</b>	<b>\$5,581,000</b>	<b>\$6,869,000</b>	<b>-</b>	<b>\$14,800,000</b>
<b>AH10500030</b>	<b>ARCHITECT AND ENGINEERING FEES</b>						
	Provide architectural and engineering fees for capital projects.						
		64,000	-	-	-	-	64,000
	<b>Project Total</b>	<b>\$64,000</b>	<b>-</b>	<b>-</b>	<b>-</b>	<b>-</b>	<b>\$64,000</b>
	Capital Fund Program - Phase 504	64,000	-	-	-	-	64,000
	<b>Funding Total</b>	<b>\$64,000</b>	<b>-</b>	<b>-</b>	<b>-</b>	<b>-</b>	<b>\$64,000</b>
<b>AH10500034</b>	<b>TRAINING</b>						
	Provide capital fund training for administrative staff.						
		12,655	-	-	-	-	12,655
	<b>Project Total</b>	<b>\$12,655</b>	<b>-</b>	<b>-</b>	<b>-</b>	<b>-</b>	<b>\$12,655</b>
	Capital Fund Program - Phase 506	12,655	-	-	-	-	12,655
	<b>Funding Total</b>	<b>\$12,655</b>	<b>-</b>	<b>-</b>	<b>-</b>	<b>-</b>	<b>\$12,655</b>
<b>AH10500035</b>	<b>ARCHITECT AND ENGINEERING FEES</b>						
	Provide architectural and engineering fees for capital projects.						
		250,000	-	-	-	-	250,000
	<b>Project Total</b>	<b>\$250,000</b>	<b>-</b>	<b>-</b>	<b>-</b>	<b>-</b>	<b>\$250,000</b>
	Capital Fund Program - Phase 506	250,000	-	-	-	-	250,000
	<b>Funding Total</b>	<b>\$250,000</b>	<b>-</b>	<b>-</b>	<b>-</b>	<b>-</b>	<b>\$250,000</b>
<b>AH10500036</b>	<b>RELOCATION COSTS</b>						
	Relocate public housing residents.						
		47,088	-	-	-	-	47,088
	<b>Project Total</b>	<b>\$47,088</b>	<b>-</b>	<b>-</b>	<b>-</b>	<b>-</b>	<b>\$47,088</b>
	Capital Fund Program - Phase 506	47,088	-	-	-	-	47,088
	<b>Funding Total</b>	<b>\$47,088</b>	<b>-</b>	<b>-</b>	<b>-</b>	<b>-</b>	<b>\$47,088</b>
<b>AH10500037</b>	<b>ACCOUNTING AND AUDIT FOR HOUSING AND URBAN DEVELOPMENT CAPITAL PROJECTS</b>						
	Ongoing accounting costs for HUD capital fund program.						
		740,000	-	-	-	-	740,000
	<b>Project Total</b>	<b>\$740,000</b>	<b>-</b>	<b>-</b>	<b>-</b>	<b>-</b>	<b>\$740,000</b>
	Capital Fund Program - Phase 507	740,000	-	-	-	-	740,000
	<b>Funding Total</b>	<b>\$740,000</b>	<b>-</b>	<b>-</b>	<b>-</b>	<b>-</b>	<b>\$740,000</b>

**City of Phoenix, Arizona**  
**2007-2012 Capital Improvement Program**  
**Housing**

<b>Project No.</b>	<b>Project Title</b>	<b>2007-08</b>	<b>2008-09</b>	<b>2009-10</b>	<b>2010-11</b>	<b>2011-12</b>	<b>Total</b>
<b>AH10500038</b>	<b>ECONOMIC INITIATIVES</b>						
			<b>Function: Architects, Engineers, and Studies</b>			<b>District: Citywide</b>	
	Provide job training programs for public housing residents.						
Other		-	100,000	100,000	55,000	-	255,000
	<b>Project Total</b>	-	<b>\$100,000</b>	<b>\$100,000</b>	<b>\$55,000</b>	-	<b>\$255,000</b>
Capital Fund Program - Phase 507		-	100,000	100,000	55,000	-	255,000
	<b>Funding Total</b>	-	<b>\$100,000</b>	<b>\$100,000</b>	<b>\$55,000</b>	-	<b>\$255,000</b>
<b>AH10500040</b>	<b>AUDIT FEES</b>						
			<b>Function: Architects, Engineers, and Studies</b>			<b>District: Citywide</b>	
	Audit costs for grant.						
Other		3,000	-	-	-	-	3,000
	<b>Project Total</b>	<b>\$3,000</b>	-	-	-	-	<b>\$3,000</b>
Capital Fund Program - Phase 507		3,000	-	-	-	-	3,000
	<b>Funding Total</b>	<b>\$3,000</b>	-	-	-	-	<b>\$3,000</b>
<b>AH10500041</b>	<b>ARCHITECTURE &amp; ENGINEERING FEES</b>						
			<b>Function: Architects, Engineers, and Studies</b>			<b>District: Citywide</b>	
	Provide ongoing architecture and engineering fees.						
Other		479,938	-	-	-	-	479,938
	<b>Project Total</b>	<b>\$479,938</b>	-	-	-	-	<b>\$479,938</b>
Capital Fund Program - Phase 507		479,938	-	-	-	-	479,938
	<b>Funding Total</b>	<b>\$479,938</b>	-	-	-	-	<b>\$479,938</b>
<b>AH10500042</b>	<b>RELOCATION COSTS</b>						
			<b>Function: Architects, Engineers, and Studies</b>			<b>District: Citywide</b>	
	Relocate public housing residents.						
Other		25,000	-	-	-	-	25,000
	<b>Project Total</b>	<b>\$25,000</b>	-	-	-	-	<b>\$25,000</b>
Capital Fund Program - Phase 507		25,000	-	-	-	-	25,000
	<b>Funding Total</b>	<b>\$25,000</b>	-	-	-	-	<b>\$25,000</b>
<b>AH10500043</b>	<b>CONTINGENCY</b>						
			<b>Function: Architects, Engineers, and Studies</b>			<b>District: Citywide</b>	
	Contingency for change orders, inflationary increases and other unexpected costs.						
Construction		80,618	-	-	-	-	80,618
	<b>Project Total</b>	<b>\$80,618</b>	-	-	-	-	<b>\$80,618</b>
Capital Fund Program - Phase 507		80,618	-	-	-	-	80,618
	<b>Funding Total</b>	<b>\$80,618</b>	-	-	-	-	<b>\$80,618</b>
<b>AH10110058</b>	<b>HOUSING MODERNIZATION - COMMUNITY DEVELOPMENT BLOCK GRANT</b>						
			<b>Function: Conventional Housing Modernization</b>			<b>District: Citywide</b>	
	Modernize assisted housing units using Community Development Block Grant funds.						
Construction		-	200,000	200,000	200,000	200,000	800,000
	<b>Project Total</b>	-	<b>\$200,000</b>	<b>\$200,000</b>	<b>\$200,000</b>	<b>\$200,000</b>	<b>\$800,000</b>
Community Development Block Grant		-	200,000	200,000	200,000	200,000	800,000
	<b>Funding Total</b>	-	<b>\$200,000</b>	<b>\$200,000</b>	<b>\$200,000</b>	<b>\$200,000</b>	<b>\$800,000</b>

**City of Phoenix, Arizona**  
**2007-2012 Capital Improvement Program**  
**Housing**

Project No.	Project Title	2007-08	2008-09	2009-10	2010-11	2011-12	Total
<b>AH10110264</b>	<b>MODERNIZATION</b>						
			Function: Conventional Housing Modernization			District: Citywide	
	Modernize public housing units.						
Construction		7,028,684	3,381,216	3,212,155	3,051,548	2,898,971	19,572,574
<b>Project Total</b>		<b>\$7,028,684</b>	<b>\$3,381,216</b>	<b>\$3,212,155</b>	<b>\$3,051,548</b>	<b>\$2,898,971</b>	<b>\$19,572,574</b>
Capital Fund Program - Phase 508		7,028,684	3,381,216	3,212,155	3,051,548	2,898,971	19,572,574
<b>Funding Total</b>		<b>\$7,028,684</b>	<b>\$3,381,216</b>	<b>\$3,212,155</b>	<b>\$3,051,548</b>	<b>\$2,898,971</b>	<b>\$19,572,574</b>
<b>AH10110276</b>	<b>BATH REMODEL</b>						
			Function: Conventional Housing Modernization			District: 8	
	Remodel bathroom equipment at Sidney P. Osborn.						
Construction		170,000	-	-	-	-	170,000
<b>Project Total</b>		<b>\$170,000</b>	-	-	-	-	<b>\$170,000</b>
Capital Fund Program - Phase 504		170,000	-	-	-	-	170,000
<b>Funding Total</b>		<b>\$170,000</b>	-	-	-	-	<b>\$170,000</b>
<b>AH10110289</b>	<b>FOOTHILLS COMMUNITY BUILDING RENOVATIONS</b>						
			Function: Conventional Housing Modernization			District: 7	
	Remodel Foothills Village Community Center.						
Construction		206,400	-	-	-	-	206,400
<b>Project Total</b>		<b>\$206,400</b>	-	-	-	-	<b>\$206,400</b>
Capital Fund Program - Phase 506		206,400	-	-	-	-	206,400
<b>Funding Total</b>		<b>\$206,400</b>	-	-	-	-	<b>\$206,400</b>
<b>AH10110294</b>	<b>REPLACE SECURITY GRILLS</b>						
			Function: Conventional Housing Modernization			District: 8	
	Replace security grills at Marcos de Niza.						
Equipment		85,000	-	-	-	-	85,000
<b>Project Total</b>		<b>\$85,000</b>	-	-	-	-	<b>\$85,000</b>
Capital Fund Program - Phase 507		85,000	-	-	-	-	85,000
<b>Funding Total</b>		<b>\$85,000</b>	-	-	-	-	<b>\$85,000</b>
<b>AH10110297</b>	<b>REPLACE BUG SCREENS</b>						
			Function: Conventional Housing Modernization			District: 8	
	Replace bug screens at Marcos de Niza.						
Construction		10,000	-	-	-	-	10,000
<b>Project Total</b>		<b>\$10,000</b>	-	-	-	-	<b>\$10,000</b>
Capital Fund Program - Phase 507		10,000	-	-	-	-	10,000
<b>Funding Total</b>		<b>\$10,000</b>	-	-	-	-	<b>\$10,000</b>
<b>AH10110300</b>	<b>PAINTING OF EXTERIOR AREAS</b>						
			Function: Conventional Housing Modernization			District: 8	
	Paint exterior areas at Sidney P. Osborn.						
Construction		60,000	-	-	-	-	60,000
<b>Project Total</b>		<b>\$60,000</b>	-	-	-	-	<b>\$60,000</b>
Capital Fund Program - Phase 507		60,000	-	-	-	-	60,000
<b>Funding Total</b>		<b>\$60,000</b>	-	-	-	-	<b>\$60,000</b>

**City of Phoenix, Arizona**  
**2007-2012 Capital Improvement Program**  
**Housing**

<b>Project No.</b>	<b>Project Title</b>	<b>2007-08</b>	<b>2008-09</b>	<b>2009-10</b>	<b>2010-11</b>	<b>2011-12</b>	<b>Total</b>
<b>AH10110301</b>	<b>RECOAT ROOF</b>						
			<b>Function: Conventional Housing Modernization</b>			<b>District: 8</b>	
	Recoat roof at Sidney P. Osborn.						
	Construction	65,000	-	-	-	-	65,000
	<b>Project Total</b>	<b>\$65,000</b>	-	-	-	-	<b>\$65,000</b>
	Capital Fund Program - Phase 507	65,000	-	-	-	-	65,000
	<b>Funding Total</b>	<b>\$65,000</b>	-	-	-	-	<b>\$65,000</b>
<b>AH10110302</b>	<b>UPGRADE ELECTRIC SERVICE PLAN</b>						
			<b>Function: Conventional Housing Modernization</b>			<b>District: 8</b>	
	Upgrade electric service plan at A.L. Krohn.						
	Construction	639,000	-	-	-	-	639,000
	<b>Project Total</b>	<b>\$639,000</b>	-	-	-	-	<b>\$639,000</b>
	Capital Fund Program - Phase 507	639,000	-	-	-	-	639,000
	<b>Funding Total</b>	<b>\$639,000</b>	-	-	-	-	<b>\$639,000</b>
<b>AH10110303</b>	<b>ENCLOSE ELECTRIC PANELS</b>						
			<b>Function: Conventional Housing Modernization</b>			<b>District: 8</b>	
	Enclose electric panels at A.L. Krohn.						
	Construction	80,000	-	-	-	-	80,000
	<b>Project Total</b>	<b>\$80,000</b>	-	-	-	-	<b>\$80,000</b>
	Capital Fund Program - Phase 507	80,000	-	-	-	-	80,000
	<b>Funding Total</b>	<b>\$80,000</b>	-	-	-	-	<b>\$80,000</b>
<b>AH10110304</b>	<b>STAIR AND RAIL REPAIR</b>						
			<b>Function: Conventional Housing Modernization</b>			<b>District: 8</b>	
	Repair stairs and rails at A.L. Krohn.						
	Construction	330,000	-	-	-	-	330,000
	<b>Project Total</b>	<b>\$330,000</b>	-	-	-	-	<b>\$330,000</b>
	Capital Fund Program - Phase 507	330,000	-	-	-	-	330,000
	<b>Funding Total</b>	<b>\$330,000</b>	-	-	-	-	<b>\$330,000</b>
<b>AH10110305</b>	<b>REPLACE RANGES &amp; RANGE HOODS</b>						
			<b>Function: Conventional Housing Modernization</b>			<b>District: 7</b>	
	Replace ranges & rangehoods at Foothills.						
	Equipment	60,000	-	-	-	-	60,000
	<b>Project Total</b>	<b>\$60,000</b>	-	-	-	-	<b>\$60,000</b>
	Capital Fund Program - Phase 507	60,000	-	-	-	-	60,000
	<b>Funding Total</b>	<b>\$60,000</b>	-	-	-	-	<b>\$60,000</b>
<b>AH20100009</b>	<b>AFFORDABLE HOUSING - MULTI-FAMILY</b>						
			<b>Function: Multifamily Acquisition</b>			<b>District: Citywide</b>	
	Acquire and renovate housing for low-income families.						
	Land Acquisition	250,000	-	-	-	-	250,000
	<b>Project Total</b>	<b>\$250,000</b>	-	-	-	-	<b>\$250,000</b>
	2001 Affordable Housing & Homeless Shelter Bonds	250,000	-	-	-	-	250,000
	<b>Funding Total</b>	<b>\$250,000</b>	-	-	-	-	<b>\$250,000</b>

**City of Phoenix, Arizona**  
**2007-2012 Capital Improvement Program**  
**Housing**

<b>Project No.</b>	<b>Project Title</b>	<b>2007-08</b>	<b>2008-09</b>	<b>2009-10</b>	<b>2010-11</b>	<b>2011-12</b>	<b>Total</b>
<b>AH20100013</b>	<b>ARBORWOOD</b>						
		<b>Function: Multifamily Acquisition</b>				<b>District: 8</b>	
	Rehabilitate completely an apartment complex to provide affordable housing.						
Construction		90,000	-	-	-	-	90,000
<b>Project Total</b>		<b>\$90,000</b>	-	-	-	-	<b>\$90,000</b>
2001 Affordable Housing & Homeless Shelter Bonds		90,000	-	-	-	-	90,000
<b>Funding Total</b>		<b>\$90,000</b>	-	-	-	-	<b>\$90,000</b>
<b>AH20300001</b>	<b>CHRYSALIS SHELTER ADDITION</b>						
		<b>Function: Nonprofit Projects</b>				<b>District: 3</b>	
	Develop a shelter facility for victims of domestic violence and their children.						
Land Acquisition		550,000	-	-	-	-	550,000
<b>Project Total</b>		<b>\$550,000</b>	-	-	-	-	<b>\$550,000</b>
Community Development Block Grant		550,000	-	-	-	-	550,000
<b>Funding Total</b>		<b>\$550,000</b>	-	-	-	-	<b>\$550,000</b>
<b>AH20640001</b>	<b>UMOM - NEW DAY CENTER</b>						
		<b>Function: Nonprofit Projects</b>				<b>District: 8</b>	
	Provide funding for new transitional housing units at the United Methodist Outreach Ministries New Day Center.						
Construction		-	-	990,000	990,000	-	1,980,000
<b>Project Total</b>		-	-	<b>\$990,000</b>	<b>\$990,000</b>	-	<b>\$1,980,000</b>
2006 Affordable Housing & Neighborhood Revitalization Bonds		-	-	990,000	990,000	-	1,980,000
<b>Funding Total</b>		-	-	<b>\$990,000</b>	<b>\$990,000</b>	-	<b>\$1,980,000</b>
<b>AH20630001</b>	<b>PUBLIC HOUSING MODERNIZATION</b>						
		<b>Function: Public Housing Modernization</b>				<b>District: Citywide</b>	
	Install air conditioning units in Public Housing.						
Construction		2,524,500	1,980,000	653,400	-	-	5,157,900
<b>Project Total</b>		<b>\$2,524,500</b>	<b>\$1,980,000</b>	<b>\$653,400</b>	-	-	<b>\$5,157,900</b>
2006 Affordable Housing & Neighborhood Revitalization Bonds		2,524,500	1,980,000	653,400	-	-	5,157,900
<b>Funding Total</b>		<b>\$2,524,500</b>	<b>\$1,980,000</b>	<b>\$653,400</b>	-	-	<b>\$5,157,900</b>
<b>AH20620001</b>	<b>RENTAL HOUSING DEVELOPMENT LOAN PROGRAM</b>						
		<b>Function: Rental Housing Development</b>				<b>District: Citywide</b>	
	Provide a new loan program to increase affordable properties.						
Other		1,730,000	990,000	1,094,940	1,092,960	-	4,907,900
<b>Project Total</b>		<b>\$1,730,000</b>	<b>\$990,000</b>	<b>\$1,094,940</b>	<b>\$1,092,960</b>	-	<b>\$4,907,900</b>
2006 Affordable Housing & Neighborhood Revitalization Bonds		1,730,000	990,000	1,094,940	1,092,960	-	4,907,900
<b>Funding Total</b>		<b>\$1,730,000</b>	<b>\$990,000</b>	<b>\$1,094,940</b>	<b>\$1,092,960</b>	-	<b>\$4,907,900</b>
<b>AH10130056</b>	<b>EXTERIOR PAINT</b>						
		<b>Function: Scattered Sites Modernization</b>				<b>District: Citywide</b>	
	Paint exteriors of scattered sites projects.						
Construction		30,000	-	-	-	-	30,000
<b>Project Total</b>		<b>\$30,000</b>	-	-	-	-	<b>\$30,000</b>
Capital Fund Program - Phase 506		30,000	-	-	-	-	30,000
<b>Funding Total</b>		<b>\$30,000</b>	-	-	-	-	<b>\$30,000</b>

**City of Phoenix, Arizona**  
**2007-2012 Capital Improvement Program**  
**Housing**

<b>Project No.</b>	<b>Project Title</b>	<b>2007-08</b>	<b>2008-09</b>	<b>2009-10</b>	<b>2010-11</b>	<b>2011-12</b>	<b>Total</b>
<b>AH10130064</b>	<b>INTERIOR REMODEL</b>						
	Remodel interior of various scattered sites projects.						
	Construction	325,000	-	-	-	-	325,000
	<b>Project Total</b>	<b>\$325,000</b>	-	-	-	-	<b>\$325,000</b>
	Capital Fund Program - Phase 506	325,000	-	-	-	-	325,000
	<b>Funding Total</b>	<b>\$325,000</b>	-	-	-	-	<b>\$325,000</b>
<b>AH10130065</b>	<b>SITE IMPROVEMENT</b>						
	Remodel interior of various scattered sites projects.						
	Construction	50,000	-	-	-	-	50,000
	<b>Project Total</b>	<b>\$50,000</b>	-	-	-	-	<b>\$50,000</b>
	Capital Fund Program - Phase 506	50,000	-	-	-	-	50,000
	<b>Funding Total</b>	<b>\$50,000</b>	-	-	-	-	<b>\$50,000</b>
<b>AH10130066</b>	<b>INTERIOR REMODEL</b>						
	Remodel interior of various scattered sites projects.						
	Construction	66,250	-	-	-	-	66,250
	<b>Project Total</b>	<b>\$66,250</b>	-	-	-	-	<b>\$66,250</b>
	Capital Fund Program - Phase 506	66,250	-	-	-	-	66,250
	<b>Funding Total</b>	<b>\$66,250</b>	-	-	-	-	<b>\$66,250</b>
<b>AH10130067</b>	<b>INTERIOR REMODEL</b>						
	Remodel interior of various scattered sites projects.						
	Construction	30,000	-	-	-	-	30,000
	<b>Project Total</b>	<b>\$30,000</b>	-	-	-	-	<b>\$30,000</b>
	Capital Fund Program - Phase 506	30,000	-	-	-	-	30,000
	<b>Funding Total</b>	<b>\$30,000</b>	-	-	-	-	<b>\$30,000</b>
<b>AH10130069</b>	<b>INTERIOR REMODEL</b>						
	Remodel interior of various scattered sites projects.						
	Construction	13,636	-	-	-	-	13,636
	<b>Project Total</b>	<b>\$13,636</b>	-	-	-	-	<b>\$13,636</b>
	Capital Fund Program - Phase 506	13,636	-	-	-	-	13,636
	<b>Funding Total</b>	<b>\$13,636</b>	-	-	-	-	<b>\$13,636</b>
<b>AH10130070</b>	<b>INTERIOR REMODEL</b>						
	Remodel interior of various scattered sites projects.						
	Construction	11,935	-	-	-	-	11,935
	<b>Project Total</b>	<b>\$11,935</b>	-	-	-	-	<b>\$11,935</b>
	Capital Fund Program - Phase 506	11,935	-	-	-	-	11,935
	<b>Funding Total</b>	<b>\$11,935</b>	-	-	-	-	<b>\$11,935</b>

**City of Phoenix, Arizona**  
**2007-2012 Capital Improvement Program**  
**Housing**

<b>Project No.</b>	<b>Project Title</b>	<b>2007-08</b>	<b>2008-09</b>	<b>2009-10</b>	<b>2010-11</b>	<b>2011-12</b>	<b>Total</b>
<b>AH10130074</b>	<b>EXTERIOR PAINTING</b>						
				<b>Function: Scattered Sites Modernization</b>		<b>District: Citywide</b>	
	Paint exterior of various scattered sites projects.						
	Construction	90,000	-	-	-	-	90,000
	<b>Project Total</b>	<b>\$90,000</b>	<b>-</b>	<b>-</b>	<b>-</b>	<b>-</b>	<b>\$90,000</b>
	Capital Fund Program - Phase 507	90,000	-	-	-	-	90,000
	<b>Funding Total</b>	<b>\$90,000</b>	<b>-</b>	<b>-</b>	<b>-</b>	<b>-</b>	<b>\$90,000</b>
<b>AH10130080</b>	<b>INTERIOR REMODEL</b>						
				<b>Function: Scattered Sites Modernization</b>		<b>District: Citywide</b>	
	Remodel interior of various scattered sites projects.						
	Construction	10,000	-	-	-	-	10,000
	<b>Project Total</b>	<b>\$10,000</b>	<b>-</b>	<b>-</b>	<b>-</b>	<b>-</b>	<b>\$10,000</b>
	Capital Fund Program - Phase 507	10,000	-	-	-	-	10,000
	<b>Funding Total</b>	<b>\$10,000</b>	<b>-</b>	<b>-</b>	<b>-</b>	<b>-</b>	<b>\$10,000</b>
<b>AH10130082</b>	<b>INTERIOR REMODEL</b>						
				<b>Function: Scattered Sites Modernization</b>		<b>District: Citywide</b>	
	Remodel interior of various scattered sites projects.						
	Construction	10,000	-	-	-	-	10,000
	<b>Project Total</b>	<b>\$10,000</b>	<b>-</b>	<b>-</b>	<b>-</b>	<b>-</b>	<b>\$10,000</b>
	Capital Fund Program - Phase 507	10,000	-	-	-	-	10,000
	<b>Funding Total</b>	<b>\$10,000</b>	<b>-</b>	<b>-</b>	<b>-</b>	<b>-</b>	<b>\$10,000</b>
<b>AH10130083</b>	<b>INTERIOR REMODEL</b>						
				<b>Function: Scattered Sites Modernization</b>		<b>District: Citywide</b>	
	Remodel interior of various scattered sites projects.						
	Construction	60,000	-	-	-	-	60,000
	<b>Project Total</b>	<b>\$60,000</b>	<b>-</b>	<b>-</b>	<b>-</b>	<b>-</b>	<b>\$60,000</b>
	Capital Fund Program - Phase 507	60,000	-	-	-	-	60,000
	<b>Funding Total</b>	<b>\$60,000</b>	<b>-</b>	<b>-</b>	<b>-</b>	<b>-</b>	<b>\$60,000</b>
<b>AH10130085</b>	<b>INTERIOR REMODEL</b>						
				<b>Function: Scattered Sites Modernization</b>		<b>District: Citywide</b>	
	Remodel interior of various scattered sites projects.						
	Construction	59,500	-	-	-	-	59,500
	<b>Project Total</b>	<b>\$59,500</b>	<b>-</b>	<b>-</b>	<b>-</b>	<b>-</b>	<b>\$59,500</b>
	Capital Fund Program - Phase 507	59,500	-	-	-	-	59,500
	<b>Funding Total</b>	<b>\$59,500</b>	<b>-</b>	<b>-</b>	<b>-</b>	<b>-</b>	<b>\$59,500</b>
<b>AH10130087</b>	<b>INTERIOR REMODEL</b>						
				<b>Function: Scattered Sites Modernization</b>		<b>District: Citywide</b>	
	Remodel interior of various scattered sites projects.						
	Construction	50,000	-	-	-	-	50,000
	<b>Project Total</b>	<b>\$50,000</b>	<b>-</b>	<b>-</b>	<b>-</b>	<b>-</b>	<b>\$50,000</b>
	Capital Fund Program - Phase 507	50,000	-	-	-	-	50,000
	<b>Funding Total</b>	<b>\$50,000</b>	<b>-</b>	<b>-</b>	<b>-</b>	<b>-</b>	<b>\$50,000</b>

**City of Phoenix, Arizona**  
**2007-2012 Capital Improvement Program**  
**Housing**

<b>Project No.</b>	<b>Project Title</b>	<b>2007-08</b>	<b>2008-09</b>	<b>2009-10</b>	<b>2010-11</b>	<b>2011-12</b>	<b>Total</b>
<b>AH10130089</b>	<b>INTERIOR REMODEL</b>						
	Remodel interior of various scattered sites projects.						
	Construction	60,000	-	-	-	-	60,000
	<b>Project Total</b>	<b>\$60,000</b>	-	-	-	-	<b>\$60,000</b>
	Capital Fund Program - Phase 507	60,000	-	-	-	-	60,000
	<b>Funding Total</b>	<b>\$60,000</b>	-	-	-	-	<b>\$60,000</b>
<b>AH10130091</b>	<b>INTERIOR REMODEL</b>						
	Remodel interior of various scattered sites projects.						
	Construction	100,000	-	-	-	-	100,000
	<b>Project Total</b>	<b>\$100,000</b>	-	-	-	-	<b>\$100,000</b>
	Capital Fund Program - Phase 507	100,000	-	-	-	-	100,000
	<b>Funding Total</b>	<b>\$100,000</b>	-	-	-	-	<b>\$100,000</b>
<b>AH10130093</b>	<b>INTERIOR REMODEL</b>						
	Remodel interior of various scattered sites projects.						
	Construction	30,000	-	-	-	-	30,000
	<b>Project Total</b>	<b>\$30,000</b>	-	-	-	-	<b>\$30,000</b>
	Capital Fund Program - Phase 507	30,000	-	-	-	-	30,000
	<b>Funding Total</b>	<b>\$30,000</b>	-	-	-	-	<b>\$30,000</b>
<b>AH10130095</b>	<b>INTERIOR REMODEL</b>						
	Remodel interior of various scattered sites projects.						
	Construction	30,000	-	-	-	-	30,000
	<b>Project Total</b>	<b>\$30,000</b>	-	-	-	-	<b>\$30,000</b>
	Capital Fund Program - Phase 507	30,000	-	-	-	-	30,000
	<b>Funding Total</b>	<b>\$30,000</b>	-	-	-	-	<b>\$30,000</b>
<b>AH10130097</b>	<b>INTERIOR REMODEL</b>						
	Remodel interior of various scattered sites projects.						
	Construction	30,000	-	-	-	-	30,000
	<b>Project Total</b>	<b>\$30,000</b>	-	-	-	-	<b>\$30,000</b>
	Capital Fund Program - Phase 507	30,000	-	-	-	-	30,000
	<b>Funding Total</b>	<b>\$30,000</b>	-	-	-	-	<b>\$30,000</b>
<b>AH10130099</b>	<b>INTERIOR REMODEL</b>						
	Remodel interior of various scattered sites projects.						
	Construction	30,000	-	-	-	-	30,000
	<b>Project Total</b>	<b>\$30,000</b>	-	-	-	-	<b>\$30,000</b>
	Capital Fund Program - Phase 507	30,000	-	-	-	-	30,000
	<b>Funding Total</b>	<b>\$30,000</b>	-	-	-	-	<b>\$30,000</b>

**City of Phoenix, Arizona**  
**2007-2012 Capital Improvement Program**  
**Housing**

<b>Project No.</b>	<b>Project Title</b>	<b>2007-08</b>	<b>2008-09</b>	<b>2009-10</b>	<b>2010-11</b>	<b>2011-12</b>	<b>Total</b>
<b>AH10130101</b>	<b>INTERIOR REMODEL</b>						
	Remodel interior of various scattered sites projects.						
	Construction	30,000	-	-	-	-	30,000
	<b>Project Total</b>	<b>\$30,000</b>	<b>-</b>	<b>-</b>	<b>-</b>	<b>-</b>	<b>\$30,000</b>
	Capital Fund Program - Phase 507	30,000	-	-	-	-	30,000
	<b>Funding Total</b>	<b>\$30,000</b>	<b>-</b>	<b>-</b>	<b>-</b>	<b>-</b>	<b>\$30,000</b>
<b>AH20110010</b>	<b>URBAN LEAGUE MANOR APARTMENTS</b>						
	Acquire and rehabilitate an apartment complex to provide assisted housing to seniors.						
	Land Acquisition	2,000,000	-	-	-	-	2,000,000
	<b>Project Total</b>	<b>\$2,000,000</b>	<b>-</b>	<b>-</b>	<b>-</b>	<b>-</b>	<b>\$2,000,000</b>
	2006 Affordable Housing & Neighborhood Revitalization Bonds	700,000	-	-	-	-	700,000
	2001 Affordable Housing & Homeless Shelter Bonds	1,300,000	-	-	-	-	1,300,000
	<b>Funding Total</b>	<b>\$2,000,000</b>	<b>-</b>	<b>-</b>	<b>-</b>	<b>-</b>	<b>\$2,000,000</b>
<b>AH20110011</b>	<b>MCCARTY LOW INCOME HOUSING TAX CREDIT</b>						
	Provide funding for a senior housing redevelopment project.						
	Land Acquisition	1,978,014	-	-	-	-	1,978,014
	Construction	1,850,000	-	-	-	-	1,850,000
	<b>Project Total</b>	<b>\$3,828,014</b>	<b>-</b>	<b>-</b>	<b>-</b>	<b>-</b>	<b>\$3,828,014</b>
	Proceeds Sales of Public Housing Units	1,850,000	-	-	-	-	1,850,000
	2006 Affordable Housing & Neighborhood Revitalization Bonds	1,978,014	-	-	-	-	1,978,014
	<b>Funding Total</b>	<b>\$3,828,014</b>	<b>-</b>	<b>-</b>	<b>-</b>	<b>-</b>	<b>\$3,828,014</b>
<b>AH10120080</b>	<b>SUNNYSLOPE MANOR IMPROVEMENTS</b>						
	Construct remodeling projects at Sunnyslope Manor senior housing site.						
	Construction	25,000	25,000	25,000	25,000	25,000	125,000
	<b>Project Total</b>	<b>\$25,000</b>	<b>\$25,000</b>	<b>\$25,000</b>	<b>\$25,000</b>	<b>\$25,000</b>	<b>\$125,000</b>
	Sunnyslope Manor Repair & Replacement	25,000	25,000	25,000	25,000	25,000	125,000
	<b>Funding Total</b>	<b>\$25,000</b>	<b>\$25,000</b>	<b>\$25,000</b>	<b>\$25,000</b>	<b>\$25,000</b>	<b>\$125,000</b>
<b>AH10120091</b>	<b>FILLMORE GARDENS IMPROVEMENTS</b>						
	Construct improvements at Fillmore Gardens senior housing site.						
	Construction	25,000	25,000	25,000	25,000	25,000	125,000
	<b>Project Total</b>	<b>\$25,000</b>	<b>\$25,000</b>	<b>\$25,000</b>	<b>\$25,000</b>	<b>\$25,000</b>	<b>\$125,000</b>
	Fillmore Gardens Repair and Replacement	25,000	25,000	25,000	25,000	25,000	125,000
	<b>Funding Total</b>	<b>\$25,000</b>	<b>\$25,000</b>	<b>\$25,000</b>	<b>\$25,000</b>	<b>\$25,000</b>	<b>\$125,000</b>
<b>AH10120153</b>	<b>WASHINGTON MANOR BATH REMODEL</b>						
	Remodel bathrooms at Washington Manor.						
	Construction	440,000	-	-	-	-	440,000
	<b>Project Total</b>	<b>\$440,000</b>	<b>-</b>	<b>-</b>	<b>-</b>	<b>-</b>	<b>\$440,000</b>
	Capital Fund Program - Phase 504	440,000	-	-	-	-	440,000
	<b>Funding Total</b>	<b>\$440,000</b>	<b>-</b>	<b>-</b>	<b>-</b>	<b>-</b>	<b>\$440,000</b>

**City of Phoenix, Arizona**  
**2007-2012 Capital Improvement Program**  
**Housing**

<b>Project No.</b>	<b>Project Title</b>	<b>2007-08</b>	<b>2008-09</b>	<b>2009-10</b>	<b>2010-11</b>	<b>2011-12</b>	<b>Total</b>
<b>AH10120156</b>	<b>TILE KITCHEN AT PINE TOWERS</b>						
	Install tile kitchen at Pine Towers.						
	Construction	65,000	-	-	-	-	65,000
	<b>Project Total</b>	<b>\$65,000</b>	-	-	-	-	<b>\$65,000</b>
	Capital Fund Program - Phase 506	65,000	-	-	-	-	65,000
	<b>Funding Total</b>	<b>\$65,000</b>	-	-	-	-	<b>\$65,000</b>
<b>AH10120157</b>	<b>REPLACE BOILERS</b>						
	Replace boilers at McCarty Senior Center.						
	Equipment	45,000	-	-	-	-	45,000
	<b>Project Total</b>	<b>\$45,000</b>	-	-	-	-	<b>\$45,000</b>
	Capital Fund Program - Phase 506	45,000	-	-	-	-	45,000
	<b>Funding Total</b>	<b>\$45,000</b>	-	-	-	-	<b>\$45,000</b>
<b>AH10120158</b>	<b>SEAL AND STRIPE PARKING LOT</b>						
	Seal and stripe parking lot at Pine Towers.						
	Construction	10,000	-	-	-	-	10,000
	<b>Project Total</b>	<b>\$10,000</b>	-	-	-	-	<b>\$10,000</b>
	Capital Fund Program - Phase 507	10,000	-	-	-	-	10,000
	<b>Funding Total</b>	<b>\$10,000</b>	-	-	-	-	<b>\$10,000</b>
<b>AH10120159</b>	<b>REPAIR AND REPLACE CONDENSOR PANS</b>						
	Repair and replace condenser pans at Maryvale.						
	Construction	30,000	-	-	-	-	30,000
	<b>Project Total</b>	<b>\$30,000</b>	-	-	-	-	<b>\$30,000</b>
	Capital Fund Program - Phase 507	30,000	-	-	-	-	30,000
	<b>Funding Total</b>	<b>\$30,000</b>	-	-	-	-	<b>\$30,000</b>
<b>AH10120161</b>	<b>PATIO LIGHTING</b>						
	Install patio lighting at Maryvale.						
	Construction	8,000	-	-	-	-	8,000
	<b>Project Total</b>	<b>\$8,000</b>	-	-	-	-	<b>\$8,000</b>
	Capital Fund Program - Phase 507	8,000	-	-	-	-	8,000
	<b>Funding Total</b>	<b>\$8,000</b>	-	-	-	-	<b>\$8,000</b>
<b>AR86000001</b>	<b>AFFORDABLE HOUSING - PERCENT FOR ART</b>						
	Acquire artwork for Affordable Housing bond projects.						
	Construction	-	30,000	27,660	21,040	-	78,700
	<b>Project Total</b>	-	<b>\$30,000</b>	<b>\$27,660</b>	<b>\$21,040</b>	-	<b>\$78,700</b>
	2006 Affordable Housing & Neighborhood Revitalization Bonds	-	30,000	27,660	21,040	-	78,700
	<b>Funding Total</b>	-	<b>\$30,000</b>	<b>\$27,660</b>	<b>\$21,040</b>	-	<b>\$78,700</b>

## Human Services

The \$30.9 million Human Services program is funded with 2001 and 2006 bonds and provides for design and construction of the La Pradera and 51st Avenue Senior Centers, remaining 2001 bonds for a homeless shelter and purchase of land for the 16<sup>th</sup> Street Senior Center. It also includes completion of the South Family Services Center and renovation and expansion of the Watkins Homeless Shelter to serve as an emergency shelter.

Non-profit projects in the program include:

- Expansion of the Boys and Girls Club Dave Pratt Dental Clinic
- Partial funding for the Native American Connections' Business and Cultural Center
- Funding to acquire and renovate a facility for the Valle Del Sol Combined Service Center
- Partial funding for the Body Positive Community Service Center

**2007-2012 CAPITAL IMPROVEMENT PROGRAM**

**Human Services**  
Capital Improvement Program Summary

<b>Project Summary</b>	<b>2007-08</b>	<b>2008-09</b>	<b>2009-10</b>	<b>2010-11</b>	<b>2011-12</b>	<b>Total</b>
Community Services Projects	\$ 9,559,223	\$ -	\$ -	\$ -	\$ -	9,559,223
Senior Services Projects	-	3,902,580	4,679,300	1,644,000	-	10,225,880
Nonprofit Projects	3,837,000	1,458,000	1,289,500	4,256,500	-	10,841,000
Percent for Art	171,630	39,420	30,700	-	-	241,750
<b>Total</b>	<b>\$ 13,567,853</b>	<b>\$ 5,400,000</b>	<b>\$ 5,999,500</b>	<b>\$ 5,900,500</b>	<b>\$ -</b>	<b>\$ 30,867,853</b>

**Source of Funds**

Bond Funds

2006 Bonds	\$ 3,924,000	\$ 5,400,000	\$ 5,999,500	\$ 5,900,500	\$ -	\$ 21,224,000
2001 Bonds	9,613,853	-	-	-	-	9,613,853
Non-profit Corporation Bonds - Wastewater	30,000	-	-	-	-	30,000
<b>Total Bond Funds</b>	<b>\$ 13,567,853</b>	<b>\$ 5,400,000</b>	<b>\$ 5,999,500</b>	<b>\$ 5,900,500</b>	<b>\$ -</b>	<b>\$ 30,867,853</b>
<b>Total Sources of Funds</b>	<b>\$ 13,567,853</b>	<b>\$ 5,400,000</b>	<b>\$ 5,999,500</b>	<b>\$ 5,900,500</b>	<b>\$ -</b>	<b>\$ 30,867,853</b>



**City of Phoenix, Arizona**  
**2007-2012 Capital Improvement Program**  
**Human Services**

<b>Project No.</b>	<b>Project Title</b>	<b>2007-08</b>	<b>2008-09</b>	<b>2009-10</b>	<b>2010-11</b>	<b>2011-12</b>	<b>Total</b>
<b>HS99000003</b>	<b>NATIVE AMERICAN BUSINESS AND CULTURAL CENTER</b>						
				<b>Function: Non Profit</b>			
						<b>District: Citywide</b>	
	Assist with a project to co-locate Native American Connections, Phoenix Indian Center and Native Health to provide human services in one central location.						
	Land Acquisition	-	-	-	1,941,000	-	1,941,000
	<b>Project Total</b>	-	-	-	<b>\$1,941,000</b>	-	<b>\$1,941,000</b>
	2006 Libraries, Youth, Senior & Cultural Facilities Bonds	-	-	-	1,941,000	-	1,941,000
	<b>Funding Total</b>	-	-	-	<b>\$1,941,000</b>	-	<b>\$1,941,000</b>
<b>HS99000004</b>	<b>VALLE DEL SOL-COMBINED SERVICES CENTER</b>						
				<b>Function: Non Profit</b>			
						<b>District: Citywide</b>	
	Partial purchase of an existing building with approximately 48,000 square feet to consolidate services provided at six sites into one central location.						
	Land Acquisition	3,342,000	1,458,000	-	-	-	4,800,000
	<b>Project Total</b>	<b>\$3,342,000</b>	<b>\$1,458,000</b>	-	-	-	<b>\$4,800,000</b>
	2006 Libraries, Youth, Senior & Cultural Facilities Bonds	3,342,000	1,458,000	-	-	-	4,800,000
	<b>Funding Total</b>	<b>\$3,342,000</b>	<b>\$1,458,000</b>	-	-	-	<b>\$4,800,000</b>
<b>HS99000005</b>	<b>BODY POSITIVE COMMUNITY SERVICE CENTER</b>						
				<b>Function: Non Profit</b>			
						<b>District: Citywide</b>	
	Assist with a project to purchase or construct a 30,000 square foot building. The center will house a collaboration community services/wellness and research center.						
	Land Acquisition	-	-	1,289,500	2,315,500	-	3,605,000
	<b>Project Total</b>	-	-	<b>\$1,289,500</b>	<b>\$2,315,500</b>	-	<b>\$3,605,000</b>
	2006 Libraries, Youth, Senior & Cultural Facilities Bonds	-	-	1,289,500	2,315,500	-	3,605,000
	<b>Funding Total</b>	-	-	<b>\$1,289,500</b>	<b>\$2,315,500</b>	-	<b>\$3,605,000</b>
<b>HS60050001</b>	<b>51ST AVE SENIOR CENTER</b>						
				<b>Function: Senior Services Projects</b>			
						<b>District: 7</b>	
	Design and construct a new 12,000 square foot multi-purpose senior center to be located adjacent to the new Southwest Family Services Center.						
	Estimated full-year ongoing operating costs:	\$920,000					
	Equipment	-	-	994,000	-	-	994,000
	Design	-	397,980	-	-	-	397,980
	Construction	-	3,504,600	1,092,960	-	-	4,597,560
	<b>Project Total</b>	-	<b>\$3,902,580</b>	<b>\$2,086,960</b>	-	-	<b>\$5,989,540</b>
	2006 Libraries, Youth, Senior & Cultural Facilities Bonds	-	3,902,580	2,086,960	-	-	5,989,540
	<b>Funding Total</b>	-	<b>\$3,902,580</b>	<b>\$2,086,960</b>	-	-	<b>\$5,989,540</b>
<b>HS60050002</b>	<b>16TH ST SENIOR CENTER</b>						
				<b>Function: Senior Services Projects</b>			
						<b>District: 6</b>	
	Purchase land for construction of a 12,000 square foot multipurpose senior center near 16th St and Ocotillo Rd.						
	Land Acquisition	-	-	-	1,644,000	-	1,644,000
	<b>Project Total</b>	-	-	-	<b>\$1,644,000</b>	-	<b>\$1,644,000</b>
	2006 Libraries, Youth, Senior & Cultural Facilities Bonds	-	-	-	1,644,000	-	1,644,000
	<b>Funding Total</b>	-	-	-	<b>\$1,644,000</b>	-	<b>\$1,644,000</b>

**City of Phoenix, Arizona**  
**2007-2012 Capital Improvement Program**  
**Human Services**

<b>Project No.</b>	<b>Project Title</b>	<b>2007-08</b>	<b>2008-09</b>	<b>2009-10</b>	<b>2010-11</b>	<b>2011-12</b>	<b>Total</b>
<b>HS60050003</b>	<b>LA PRADERA SENIOR CENTER</b>						
		<b>Function: Senior Services Projects</b>				<b>District: 5</b>	
	Design and construct a multipurpose area and kitchen/cafe at the new LaPradera Community Center as part of a multigenerational center in conjunction with the Parks and Recreation Department.						
Equipment		-	-	646,000	-	-	646,000
Construction		-	-	1,946,340	-	-	1,946,340
<b>Project Total</b>		-	-	<b>\$2,592,340</b>	-	-	<b>\$2,592,340</b>
2006 Libraries, Youth, Senior & Cultural Facilities Bonds		-	-	2,592,340	-	-	2,592,340
<b>Funding Total</b>		-	-	<b>\$2,592,340</b>	-	-	<b>\$2,592,340</b>
<b>AR89000001</b>	<b>HUMAN SERVICES - PERCENT FOR ART</b>						
		<b>Function: Percent for Art</b>				<b>District: Citywide</b>	
	Develop public art projects in conjunction with Human Services projects.						
Construction		-	39,420	30,700	-	-	70,120
<b>Project Total</b>		-	<b>\$39,420</b>	<b>\$30,700</b>	-	-	<b>\$70,120</b>
2006 Libraries, Youth, Senior & Cultural Facilities Bonds		-	39,420	30,700	-	-	70,120
<b>Funding Total</b>		-	<b>\$39,420</b>	<b>\$30,700</b>	-	-	<b>\$70,120</b>
<b>AR89000003</b>	<b>SOUTH FAMILY SERVICE CENTER - PERCENT FOR ART</b>						
		<b>Function: Percent for Art</b>				<b>District: 7</b>	
	Commission artwork for the Southwest Family Service Center.						
Construction		92,530	-	-	-	-	92,530
<b>Project Total</b>		<b>\$92,530</b>	-	-	-	-	<b>\$92,530</b>
2006 Libraries, Youth, Senior & Cultural Facilities Bonds		14,330	-	-	-	-	14,330
2006 CIC Wastewater Bonds		30,000	-	-	-	-	30,000
2001 Senior and Family Service Centers -%Art		48,200	-	-	-	-	48,200
<b>Funding Total</b>		<b>\$92,530</b>	-	-	-	-	<b>\$92,530</b>
<b>AR89000005</b>	<b>FIRST VOICE - PERCENT FOR ART</b>						
		<b>Function: Percent for Art</b>				<b>District: 8</b>	
	Commission an artist to create a public art project that enhances the year-round family / women homeless shelter at the Watkins facility.						
Construction		79,100	-	-	-	-	79,100
<b>Project Total</b>		<b>\$79,100</b>	-	-	-	-	<b>\$79,100</b>
2006 Libraries, Youth, Senior & Cultural Facilities Bonds		11,000	-	-	-	-	11,000
2001 Affordable Housing & Homeless Shelter Bonds		68,100	-	-	-	-	68,100
<b>Funding Total</b>		<b>\$79,100</b>	-	-	-	-	<b>\$79,100</b>

## Information Technology

The \$39.4 million Information Technology program is funded with 2001 and 2006 bonds, and with Water, Wastewater, Solid Waste Disposal, and Aviation revenues. Projects planned for 2001 and 2006 bond funding include the following:

- Complete the replacement of the public safety and public service radio system with the Phoenix Regional Wireless Network project
- Acquire electronic equipment to provide improved customer service
- Acquire land, design, construct and equip an alternate information technology operations center
- Deploy voice/data convergence-ready equipment to upgrade and enhance staff connectivity
- Acquire wide area network equipment to enhance employee productivity
- Improve the City's Geographic Information System
- Purchase equipment to expand availability of accessible voting in city elections as required by the federal Help America Vote Act (HAVA)

**2007-2012 CAPITAL IMPROVEMENT PROGRAM**

**Information Technology  
Capital Improvement Program Summary**

<b>Project Summary</b>	<b>2007-08</b>	<b>2008-09</b>	<b>2009-10</b>	<b>2010-11</b>	<b>2011-12</b>	<b>Total</b>
Communications	\$ 6,241,764	\$ 3,270,000	\$ 2,685,000	\$ 1,800,000	\$ -	\$ 13,996,764
Election Projects	-	595,000	-	-	-	595,000
GIS	104,243	1,000,000	400,000	500,000	-	2,004,243
Network Support	-	900,000	500,000	1,500,000	-	2,900,000
Phoenix Web	298,925	550,000	510,000	-	-	1,358,925
Tax and License System	6,203,130	1,268,098	791,960	-	-	8,263,188
Technology Management	204,300	1,968,000	5,040,000	2,433,000	-	9,645,300
Telephone Services	653,841	-	-	-	-	653,841
<b>Total</b>	<b>\$ 13,706,203</b>	<b>\$ 9,551,098</b>	<b>\$ 9,926,960</b>	<b>\$ 6,233,000</b>	<b>\$ -</b>	<b>\$ 39,417,261</b>
<b>Source of Funds</b>						
<b>Operating Funds</b>						
General Fund	\$ -	\$ -	\$ 500,000	\$ -	\$ -	\$ 500,000
Development Services Revenue	-	88,990	249,700	134,310	-	473,000
Sky Harbor Airport Improvement	-	339,780	953,400	510,820	-	1,804,000
Solid Waste Revenues	-	40,450	113,500	61,050	-	215,000
Wastewater Revenues	-	169,890	476,700	255,410	-	902,000
Water Revenues	-	169,890	476,700	255,410	-	902,000
<b>Total Operating Funds</b>	<b>\$ -</b>	<b>\$ 809,000</b>	<b>\$ 2,770,000</b>	<b>\$ 1,217,000</b>	<b>\$ -</b>	<b>\$ 4,796,000</b>
<b>Bond Funds</b>						
2006 Bonds	\$ 3,499,317	\$ 7,474,000	\$ 6,365,000	\$ 5,016,000	\$ -	\$ 22,354,317
2001 Bonds	4,003,756	-	-	-	-	4,003,756
Non-Profit Corporation Bonds - General Government	6,203,130	1,268,098	791,960	-	-	8,263,188
<b>Total Bond Funds</b>	<b>\$ 13,706,203</b>	<b>\$ 8,742,098</b>	<b>\$ 7,156,960</b>	<b>\$ 5,016,000</b>	<b>\$ -</b>	<b>\$ 34,621,261</b>
<b>Total Sources of Funds</b>	<b>\$ 13,706,203</b>	<b>\$ 9,551,098</b>	<b>\$ 9,926,960</b>	<b>\$ 6,233,000</b>	<b>\$ -</b>	<b>\$ 39,417,261</b>

**City of Phoenix, Arizona**  
**2007-2012 Capital Improvement Program**  
**Information Technology**

<b>Project No.</b>	<b>Project Title</b>	<b>2007-08</b>	<b>2008-09</b>	<b>2009-10</b>	<b>2010-11</b>	<b>2011-12</b>	<b>Total</b>
<b>IT2020001</b>	<b>PUBLIC SAFETY AND PUBLIC SERVICE RADIO REPLACEMENT</b>	<b>Function: Communications</b>				<b>District: Citywide</b>	
	Complete replacement of the City's radio communication system.						
	Estimated full-year ongoing operating costs:	\$1,370,000					
	Equipment	2,742,447	-	-	-	-	2,742,447
	<b>Project Total</b>	<b>\$2,742,447</b>	<b>-</b>	<b>-</b>	<b>-</b>	<b>-</b>	<b>\$2,742,447</b>
	2001 Police, Fire & City Computer Bonds	2,742,447	-	-	-	-	2,742,447
	<b>Funding Total</b>	<b>\$2,742,447</b>	<b>-</b>	<b>-</b>	<b>-</b>	<b>-</b>	<b>\$2,742,447</b>
<b>IT20201000</b>	<b>PRWN ENHANCEMENTS FOR POLICE AND FIRE</b>	<b>Function: Communications</b>				<b>District: Citywide</b>	
	Complete Phoenix Region Wireless Network (PRWN) System enhancements for the Police and Fire Departments.						
	Estimated full-year ongoing operating costs:	\$12,000					
	Equipment	1,759,317	-	-	-	-	1,759,317
	<b>Project Total</b>	<b>\$1,759,317</b>	<b>-</b>	<b>-</b>	<b>-</b>	<b>-</b>	<b>\$1,759,317</b>
	2006 Police, Fire, and Homeland Security Bonds	1,759,317	-	-	-	-	1,759,317
	<b>Funding Total</b>	<b>\$1,759,317</b>	<b>-</b>	<b>-</b>	<b>-</b>	<b>-</b>	<b>\$1,759,317</b>
<b>IT20201100</b>	<b>PRWN COVERAGE ENHANCEMENTS - POLICE</b>	<b>Function: Communications</b>				<b>District: Citywide</b>	
	Complete Phoenix Region Wireless Network coverage enhancements for Police Department.						
	Estimated full-year ongoing operating costs:	\$189,000					
	Equipment	1,740,000	3,270,000	2,685,000	1,800,000	-	9,495,000
	<b>Project Total</b>	<b>\$1,740,000</b>	<b>\$3,270,000</b>	<b>\$2,685,000</b>	<b>\$1,800,000</b>	<b>-</b>	<b>\$9,495,000</b>
	2006 Police, Fire, and Homeland Security Bonds	1,740,000	3,270,000	2,685,000	1,800,000	-	9,495,000
	<b>Funding Total</b>	<b>\$1,740,000</b>	<b>\$3,270,000</b>	<b>\$2,685,000</b>	<b>\$1,800,000</b>	<b>-</b>	<b>\$9,495,000</b>
<b>CK10002006</b>	<b>ELECTIONS - ACCESSIBLE VOTING</b>	<b>Function: Election Projects</b>				<b>District: Citywide</b>	
	Purchase equipment to expand availability of accessible voting.						
	Equipment	-	595,000	-	-	-	595,000
	<b>Project Total</b>	<b>-</b>	<b>\$595,000</b>	<b>-</b>	<b>-</b>	<b>-</b>	<b>\$595,000</b>
	2006 Technology Bonds	-	595,000	-	-	-	595,000
	<b>Funding Total</b>	<b>-</b>	<b>\$595,000</b>	<b>-</b>	<b>-</b>	<b>-</b>	<b>\$595,000</b>
<b>IT4000002</b>	<b>GIS ENHANCEMENTS - COUNTY SURVEY CONTROL</b>	<b>Function: GIS</b>				<b>District: Citywide</b>	
	Acquire equipment and services to enhance the Geographic Information System (GIS).						
	Equipment	104,243	-	-	-	-	104,243
	<b>Project Total</b>	<b>\$104,243</b>	<b>-</b>	<b>-</b>	<b>-</b>	<b>-</b>	<b>\$104,243</b>
	2001 Police, Fire & City Computer Bonds	104,243	-	-	-	-	104,243
	<b>Funding Total</b>	<b>\$104,243</b>	<b>-</b>	<b>-</b>	<b>-</b>	<b>-</b>	<b>\$104,243</b>
<b>IT40001000</b>	<b>GIS ENHANCEMENTS</b>	<b>Function: GIS</b>				<b>District: Citywide</b>	
	Improve the City's Geographic Information System.						
	Estimated full-year ongoing operating costs:	\$13,000					
	Equipment	-	1,000,000	400,000	500,000	-	1,900,000
	<b>Project Total</b>	<b>-</b>	<b>\$1,000,000</b>	<b>\$400,000</b>	<b>\$500,000</b>	<b>-</b>	<b>\$1,900,000</b>
	2006 Technology Bonds	-	1,000,000	400,000	500,000	-	1,900,000
	<b>Funding Total</b>	<b>-</b>	<b>\$1,000,000</b>	<b>\$400,000</b>	<b>\$500,000</b>	<b>-</b>	<b>\$1,900,000</b>

**City of Phoenix, Arizona**  
**2007-2012 Capital Improvement Program**  
**Information Technology**

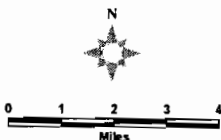
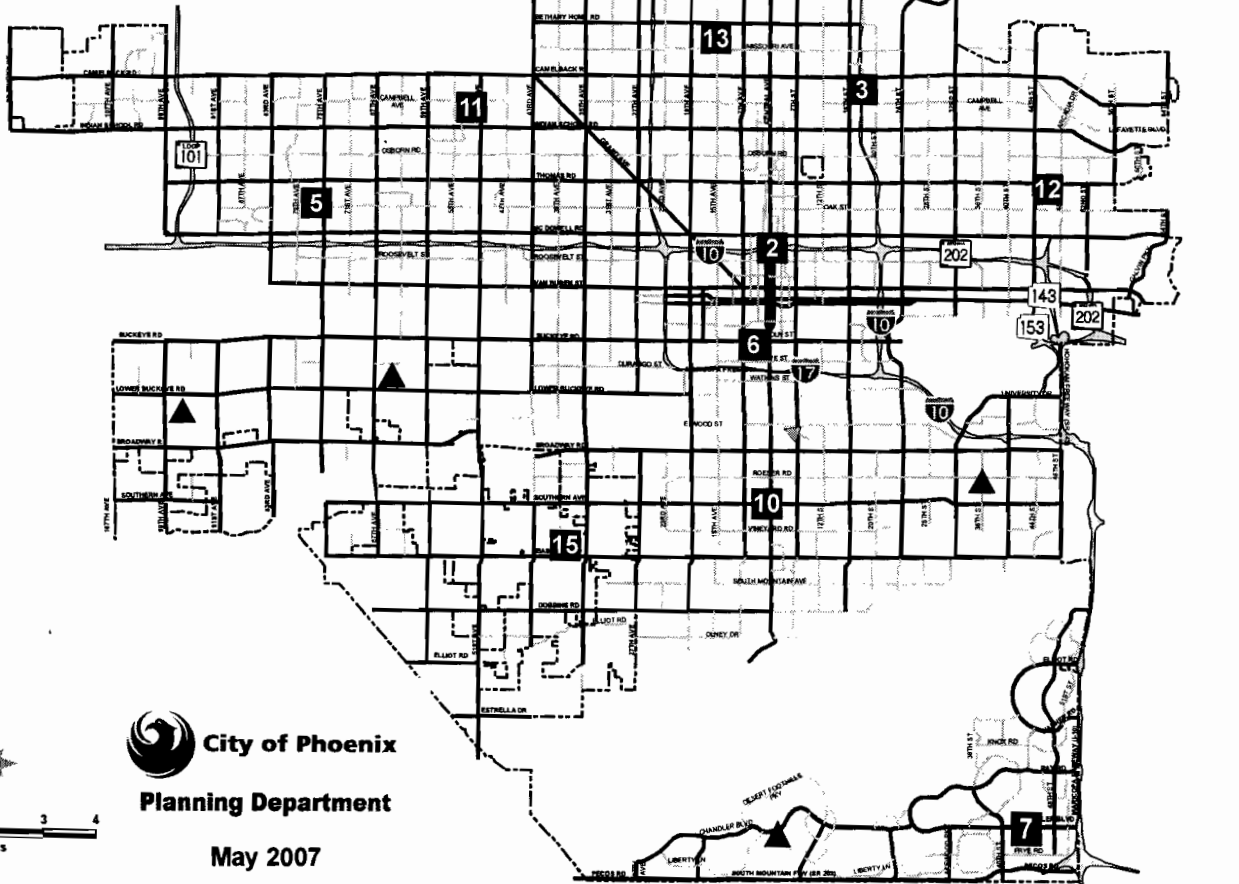
<b>Project No.</b>	<b>Project Title</b>	<b>2007-08</b>	<b>2008-09</b>	<b>2009-10</b>	<b>2010-11</b>	<b>2011-12</b>	<b>Total</b>
<b>IT20101000</b>	<b>NETWORK CONVERGENCE AND ENHANCEMENTS</b> Function: Network Support						
	Deploy voice/data convergence-ready equipment to upgrade and enhance staff connectivity.						
	Equipment	-	500,000	500,000	1,000,000	-	2,000,000
	<b>Project Total</b>	-	<b>\$500,000</b>	<b>\$500,000</b>	<b>\$1,000,000</b>	-	<b>\$2,000,000</b>
	2006 Technology Bonds	-	500,000	500,000	1,000,000	-	2,000,000
	<b>Funding Total</b>	-	<b>\$500,000</b>	<b>\$500,000</b>	<b>\$1,000,000</b>	-	<b>\$2,000,000</b>
<b>IT20101100</b>	<b>WIRELESS ACCESS &amp; IDENTITY MANAGEMENT</b> Function: Network Support						
	Secure city wireless infrastructure and partner with other entities to establish public broadband hot spots.						
	Estimated full-year ongoing operating costs:	\$14,000					
	Equipment	-	400,000	-	500,000	-	900,000
	<b>Project Total</b>	-	<b>\$400,000</b>	-	<b>\$500,000</b>	-	<b>\$900,000</b>
	2006 Technology Bonds	-	400,000	-	500,000	-	900,000
	<b>Funding Total</b>	-	<b>\$400,000</b>	-	<b>\$500,000</b>	-	<b>\$900,000</b>
<b>IT10100001</b>	<b>E-COMMERCE</b> Function: Phoenix Web						
	Acquire equipment and services to improve and implement e-commerce.						
	Estimated full-year ongoing operating costs:	\$180,000					
	Equipment	298,925	-	-	-	-	298,925
	<b>Project Total</b>	<b>\$298,925</b>	-	-	-	-	<b>\$298,925</b>
	2001 Police, Fire & City Computer Bonds	298,925	-	-	-	-	298,925
	<b>Funding Total</b>	<b>\$298,925</b>	-	-	-	-	<b>\$298,925</b>
<b>IT10101000</b>	<b>E-GOVERNMENT ENHANCEMENTS</b> Function: Phoenix Web						
	Acquire electronic equipment to provide improved customer service.						
	Estimated full-year ongoing operating costs:	\$34,000					
	Equipment	-	550,000	510,000	-	-	1,060,000
	<b>Project Total</b>	-	<b>\$550,000</b>	<b>\$510,000</b>	-	-	<b>\$1,060,000</b>
	2006 Technology Bonds	-	550,000	510,000	-	-	1,060,000
	<b>Funding Total</b>	-	<b>\$550,000</b>	<b>\$510,000</b>	-	-	<b>\$1,060,000</b>
<b>FA10700002</b>	<b>TAX AND LICENSE INFORMATION SYSTEM-TALIS</b> Function: Tax and License System						
	Acquire, install and implement new tax and license information system to replace existing one.						
	Other	5,121,472	1,247,876	791,960	-	-	7,161,308
	Equipment	1,081,658	20,222	-	-	-	1,101,880
	<b>Project Total</b>	<b>\$6,203,130</b>	<b>\$1,268,098</b>	<b>\$791,960</b>	-	-	<b>\$8,263,188</b>
	General Government Nonprofit Corp Bonds	6,203,130	1,268,098	791,960	-	-	8,263,188
	<b>Funding Total</b>	<b>\$6,203,130</b>	<b>\$1,268,098</b>	<b>\$791,960</b>	-	-	<b>\$8,263,188</b>
<b>IT10200001</b>	<b>SYSTEM MANAGEMENT</b> Function: Technology Management						
	Acquire information system management software tools and associated hardware.						
	Estimated full-year ongoing operating costs:	\$375,000					
	Equipment	100,000	-	500,000	-	-	600,000
	<b>Project Total</b>	<b>\$100,000</b>	-	<b>\$500,000</b>	-	-	<b>\$600,000</b>
	General Fund	-	-	500,000	-	-	500,000
	2001 Police, Fire & City Computer Bonds	100,000	-	-	-	-	100,000
	<b>Funding Total</b>	<b>\$100,000</b>	-	<b>\$500,000</b>	-	-	<b>\$600,000</b>

**City of Phoenix, Arizona**  
**2007-2012 Capital Improvement Program**  
**Information Technology**

<b>Project No.</b>	<b>Project Title</b>	<b>2007-08</b>	<b>2008-09</b>	<b>2009-10</b>	<b>2010-11</b>	<b>2011-12</b>	<b>Total</b>
<b>IT10200002</b>	<b>SECURITY MANAGEMENT</b>						
				<b>Function: Technology Management</b>			<b>District: Citywide</b>
	Acquire information security management software tools and associated hardware.						
	Estimated full-year ongoing operating costs:	\$232,300					
	Equipment	104,300	-	-	-	-	104,300
	<b>Project Total</b>	<b>\$104,300</b>	<b>-</b>	<b>-</b>	<b>-</b>	<b>-</b>	<b>\$104,300</b>
	2001 Police, Fire & City Computer Bonds	104,300	-	-	-	-	104,300
	<b>Funding Total</b>	<b>\$104,300</b>	<b>-</b>	<b>-</b>	<b>-</b>	<b>-</b>	<b>\$104,300</b>
<b>IT10201000</b>	<b>BUSINESS DATA LIFECYCLE MANAGEMENT TOOLS</b>						
				<b>Function: Technology Management</b>			<b>District: Citywide</b>
	Enhance the City's ability to continue operations and services within a reasonable time in case of emergency or disaster.						
	Estimated full-year ongoing operating costs:	\$348,000					
	Land Acquisition	-	-	-	132,000	-	132,000
	Equipment	-	350,000	-	2,268,000	-	2,618,000
	<b>Project Total</b>	<b>-</b>	<b>\$350,000</b>	<b>-</b>	<b>\$2,400,000</b>	<b>-</b>	<b>\$2,750,000</b>
	Water Revenues	-	-	-	252,000	-	252,000
	Wastewater Revenues	-	-	-	252,000	-	252,000
	Solid Waste Revenues	-	-	-	60,000	-	60,000
	Sky Harbor Airport Improvement	-	-	-	504,000	-	504,000
	Development Services Revenue	-	-	-	132,000	-	132,000
	2006 Technology Bonds	-	350,000	-	1,200,000	-	1,550,000
	<b>Funding Total</b>	<b>-</b>	<b>\$350,000</b>	<b>-</b>	<b>\$2,400,000</b>	<b>-</b>	<b>\$2,750,000</b>
<b>IT10201100</b>	<b>ALTERNATE INFORMATION TECHNOLOGY OPERATIONS CENTER</b>						
				<b>Function: Technology Management</b>			<b>District: Citywide</b>
	Design, construct and equip an alternate information technology operations center.						
	Estimated full-year ongoing operating costs:	\$124,000					
	Equipment	-	1,618,000	4,540,000	33,000	-	6,191,000
	<b>Project Total</b>	<b>-</b>	<b>\$1,618,000</b>	<b>\$4,540,000</b>	<b>\$33,000</b>	<b>-</b>	<b>\$6,191,000</b>
	Water Revenues	-	169,890	476,700	3,410	-	650,000
	Wastewater Revenues	-	169,890	476,700	3,410	-	650,000
	Solid Waste Revenues	-	40,450	113,500	1,050	-	155,000
	Sky Harbor Airport Improvement	-	339,780	953,400	6,820	-	1,300,000
	Development Services Revenue	-	88,990	249,700	2,310	-	341,000
	2006 Technology Bonds	-	809,000	2,270,000	16,000	-	3,095,000
	<b>Funding Total</b>	<b>-</b>	<b>\$1,618,000</b>	<b>\$4,540,000</b>	<b>\$33,000</b>	<b>-</b>	<b>\$6,191,000</b>
<b>IT20300001</b>	<b>STABILIZE TELEPHONE SYSTEM</b>						
				<b>Function: Telephone Services</b>			<b>District: Citywide</b>
	Acquire equipment and services to stabilize the City's telephone system.						
	Estimated full-year ongoing operating costs:	\$132,000					
	Equipment	653,841	-	-	-	-	653,841
	<b>Project Total</b>	<b>\$653,841</b>	<b>-</b>	<b>-</b>	<b>-</b>	<b>-</b>	<b>\$653,841</b>
	2001 Police, Fire & City Computer Bonds	653,841	-	-	-	-	653,841
	<b>Funding Total</b>	<b>\$653,841</b>	<b>-</b>	<b>-</b>	<b>-</b>	<b>-</b>	<b>\$653,841</b>

# LIBRARIES

- 1** Acacia Branch Library
- 2** Burton Barr Central Library
- 3** Century Branch Library
- 4** Cholla Branch Library
- 5** Desert Sage Branch Library
- 6** Harmon Branch Library
- 7** Ironwood Branch Library
- 8** Juniper Branch Library
- 9** Mesquite Branch Library
- 10** Ocotillo Branch Library
- 11** Palo Verde Branch Library
- 12** Saguaro Branch Library
- 13** Yucca Branch Library
- 14** Agave Regional Branch Library
- 15** Chavez Regional Branch Library
- 16** Desert Broom Branch Library
- ▲** Proposed Libraries



**City of Phoenix**

**Planning Department**

May 2007

## Libraries

The Libraries program totals \$42.0 million and is funded with 2001 and 2006 bonds, impact fees and General funds. Projects planned for 2001 and 2006 bond funding include the following:

- Acquire land for a west Ahwatukee branch library
- Complete construction of a new Agave Regional branch library
- Construct and equip a replacement for Harmon branch library
- Remodel the Saguaro branch library
- Design, construct and furnish South Mountain Regional branch library
- Upgrade and expand the library computer system and network
- Expand library patron self-service capabilities
- Complete the Palo Verde replacement branch library

General funds are included to construct minor improvements to the Burton Barr Library, renovate the Ocotillo Branch Library, and improve existing branch libraries to meet current standards. Impact fees are included to acquire sites for new libraries in North Gateway, west Ahwatukee, Desert View areas and will also fund the design of an Estrella branch library.

**2007-2012 CAPITAL IMPROVEMENT PROGRAM**

**Libraries**  
Capital Improvement Program Summary

<b>Project Summary</b>	<b>2007-08</b>	<b>2008-09</b>	<b>2009-10</b>	<b>2010-11</b>	<b>2011-12</b>	<b>Total</b>
Branch Libraries	\$ 21,506,279	\$ 7,500,367	\$ 3,460,030	\$ 8,880,190	\$ 200,000	\$ 41,546,866
Percent for Art	337,736	-	26,970	50,810	-	415,516
<b>Total</b>	<b>\$ 21,844,015</b>	<b>\$ 7,500,367</b>	<b>\$ 3,487,000</b>	<b>\$ 8,931,000</b>	<b>\$ 200,000</b>	<b>\$ 41,962,382</b>
<b>Source of Funds</b>						
<u>Operating Funds</u>						
General Fund	\$ 295,000	\$ 200,000	\$ 200,000	\$ 200,000	\$ 200,000	\$ 1,095,000
<u>Bond Funds</u>						
2006 Bonds	\$ 10,409,000	\$ 5,067,000	\$ 3,287,000	\$ 8,731,000	\$ -	\$ 27,494,000
2001 Bonds	6,456,251	-	-	-	-	6,456,251
Non-Profit Corporation Bonds - Water	200,000	-	-	-	-	200,000
<b>Total Bond Funds</b>	<b>\$ 17,065,251</b>	<b>\$ 5,067,000</b>	<b>\$ 3,287,000</b>	<b>\$ 8,731,000</b>	<b>\$ -</b>	<b>\$ 34,150,251</b>
<u>Other Financing</u>						
Impact Fees	\$ 4,483,764	\$ 2,233,367	\$ -	\$ -	\$ -	\$ 6,717,131
<b>Total Sources of Funds</b>	<b>\$ 21,844,015</b>	<b>\$ 7,500,367</b>	<b>\$ 3,487,000</b>	<b>\$ 8,931,000</b>	<b>\$ 200,000</b>	<b>\$ 41,962,382</b>

**City of Phoenix, Arizona**  
**2007-2012 Capital Improvement Program**  
**Libraries**

<b>Project No.</b>	<b>Project Title</b>	<b>2007-08</b>	<b>2008-09</b>	<b>2009-10</b>	<b>2010-11</b>	<b>2011-12</b>	<b>Total</b>
<b>LS71200007</b>	<b>BRANCH IMPROVEMENTS</b>						
		<b>Function: Branch Libraries</b>				<b>District: 3, 4 &amp; 7</b>	
	Construct improvements to maintain branch libraries to current standards.						
Construction		-	25,000	200,000	200,000	200,000	625,000
<b>Project Total</b>		-	<b>\$25,000</b>	<b>\$200,000</b>	<b>\$200,000</b>	<b>\$200,000</b>	<b>\$625,000</b>
Library - General		-	25,000	200,000	200,000	200,000	625,000
<b>Funding Total</b>		-	<b>\$25,000</b>	<b>\$200,000</b>	<b>\$200,000</b>	<b>\$200,000</b>	<b>\$625,000</b>
<b>LS71200043</b>	<b>FUTURE LIBRARY - ESTRELLA</b>						
		<b>Function: Branch Libraries</b>				<b>District: 7</b>	
	Design and construct a new library in the Estrella area.						
Design		700,000	-	-	-	-	700,000
Construction		358,055	2,233,367	-	-	-	2,591,422
<b>Project Total</b>		<b>\$1,058,055</b>	<b>\$2,233,367</b>	-	-	-	<b>\$3,291,422</b>
Impact Fee - Laveen, Libraries		1,058,055	2,233,367	-	-	-	3,291,422
<b>Funding Total</b>		<b>\$1,058,055</b>	<b>\$2,233,367</b>	-	-	-	<b>\$3,291,422</b>
<b>LS71200048</b>	<b>CESAR CHAVEZ REGIONAL BRANCH LIBRARY</b>						
		<b>Function: Branch Libraries</b>				<b>District: 7</b>	
	Complete the Cesar Chavez Regional Branch Library located at 3635 W. Baseline Road.						
Construction		200,000	-	-	-	-	200,000
<b>Project Total</b>		<b>\$200,000</b>	-	-	-	-	<b>\$200,000</b>
Impact Fee - Laveen, Libraries		100,000	-	-	-	-	100,000
2001 Library Facilities Bonds		100,000	-	-	-	-	100,000
<b>Funding Total</b>		<b>\$200,000</b>	-	-	-	-	<b>\$200,000</b>
<b>LS71200050</b>	<b>NORTH GATEWAY BRANCH LIBRARY LAND</b>						
		<b>Function: Branch Libraries</b>				<b>District: 1</b>	
	Acquire a site for a new branch library in the North Gateway area.						
Land Acquisition		1,569,801	-	-	-	-	1,569,801
<b>Project Total</b>		<b>\$1,569,801</b>	-	-	-	-	<b>\$1,569,801</b>
Impact Fee - North Gateway, Libraries		1,241,801	-	-	-	-	1,241,801
2001 Library Facilities Bonds		328,000	-	-	-	-	328,000
<b>Funding Total</b>		<b>\$1,569,801</b>	-	-	-	-	<b>\$1,569,801</b>
<b>LS71200051</b>	<b>DESERT VIEW BRANCH LIBRARY LAND</b>						
		<b>Function: Branch Libraries</b>				<b>District: 2</b>	
	Acquire a site for a new branch library in the Desert View area.						
Land Acquisition		1,405,425	-	-	-	-	1,405,425
<b>Project Total</b>		<b>\$1,405,425</b>	-	-	-	-	<b>\$1,405,425</b>
Impact Fee - Desert View, Libraries		1,080,794	-	-	-	-	1,080,794
2001 Library Facilities Bonds		324,631	-	-	-	-	324,631
<b>Funding Total</b>		<b>\$1,405,425</b>	-	-	-	-	<b>\$1,405,425</b>
<b>LS71200054</b>	<b>WEST AHWATUKEE BRANCH LIBRARY</b>						
		<b>Function: Branch Libraries</b>				<b>District: 6</b>	
	Acquire a site for a new branch library in the West Ahwatukee area.						
Land Acquisition		1,081,928	-	-	-	-	1,081,928
<b>Project Total</b>		<b>\$1,081,928</b>	-	-	-	-	<b>\$1,081,928</b>
Ahwatukee Libraries Impact Fees		403,114	-	-	-	-	403,114
2001 Library Facilities Bonds		678,814	-	-	-	-	678,814
<b>Funding Total</b>		<b>\$1,081,928</b>	-	-	-	-	<b>\$1,081,928</b>

**City of Phoenix, Arizona**  
**2007-2012 Capital Improvement Program**  
**Libraries**

<b>Project No.</b>	<b>Project Title</b>	<b>2007-08</b>	<b>2008-09</b>	<b>2009-10</b>	<b>2010-11</b>	<b>2011-12</b>	<b>Total</b>
<b>LS71200055</b>	<b>SOUTH MOUNTAIN BRANCH LIBRARY</b>						
	Design a new branch library in the South Mountain (Southeast) area.						
	Design	409,860	-	-	-	-	409,860
	<b>Project Total</b>	<b>\$409,860</b>	<b>-</b>	<b>-</b>	<b>-</b>	<b>-</b>	<b>\$409,860</b>
	2001 Library Facilities Bonds	409,860	-	-	-	-	409,860
	<b>Funding Total</b>	<b>\$409,860</b>	<b>-</b>	<b>-</b>	<b>-</b>	<b>-</b>	<b>\$409,860</b>
<b>LS71200056</b>	<b>AGAVE REGIONAL BRANCH LIBRARY</b>						
	Complete construction of a new regional branch library in the Adobe Mountain area at 36th Ave and Pinnacle Peak Rd.						
	Equipment	4,206,970	-	-	-	-	4,206,970
	Construction	600,000	-	-	-	-	600,000
	<b>Project Total</b>	<b>\$4,806,970</b>	<b>-</b>	<b>-</b>	<b>-</b>	<b>-</b>	<b>\$4,806,970</b>
	Impact Fee - North Gateway, Libraries	600,000	-	-	-	-	600,000
	2001 Library Facilities Bonds	4,206,970	-	-	-	-	4,206,970
	<b>Funding Total</b>	<b>\$4,806,970</b>	<b>-</b>	<b>-</b>	<b>-</b>	<b>-</b>	<b>\$4,806,970</b>
<b>LS71200057</b>	<b>PALO VERDE REPLACEMENT</b>						
	Final costs to complete the Palo Verde Replacement Branch Library, 51st Ave north of Indian School Road.						
	Estimated full-year ongoing operating costs:	\$276,000					
	Construction	350,000	-	-	-	-	350,000
	<b>Project Total</b>	<b>\$350,000</b>	<b>-</b>	<b>-</b>	<b>-</b>	<b>-</b>	<b>\$350,000</b>
	2001 Library Facilities Bonds	350,000	-	-	-	-	350,000
	<b>Funding Total</b>	<b>\$350,000</b>	<b>-</b>	<b>-</b>	<b>-</b>	<b>-</b>	<b>\$350,000</b>
<b>LS71200063</b>	<b>CHOLLA LIBRARY RESTROOM IMPROVEMENTS</b>						
	Construct improvements to the Cholla Library restrooms.						
	Construction	70,000	-	-	-	-	70,000
	<b>Project Total</b>	<b>\$70,000</b>	<b>-</b>	<b>-</b>	<b>-</b>	<b>-</b>	<b>\$70,000</b>
	Library - General	70,000	-	-	-	-	70,000
	<b>Funding Total</b>	<b>\$70,000</b>	<b>-</b>	<b>-</b>	<b>-</b>	<b>-</b>	<b>\$70,000</b>
<b>LS71200067</b>	<b>HARMON LIBRARY REPLACEMENT</b>						
	Replace Harmon Library at 411 West Yavapai.						
	Estimated full-year ongoing operating costs:	\$187,000					
	Equipment	-	2,291,000	-	-	-	2,291,000
	Construction	4,672,410	-	881,100	-	-	5,553,510
	<b>Project Total</b>	<b>\$4,672,410</b>	<b>\$2,291,000</b>	<b>\$881,100</b>	<b>-</b>	<b>-</b>	<b>\$7,844,510</b>
	2006 Libraries, Youth, Senior & Cultural Facilities Bonds	4,672,410	2,291,000	881,100	-	-	7,844,510
	<b>Funding Total</b>	<b>\$4,672,410</b>	<b>\$2,291,000</b>	<b>\$881,100</b>	<b>-</b>	<b>-</b>	<b>\$7,844,510</b>
<b>LS71200068</b>	<b>SAGUARO LIBRARY REMODEL</b>						
	Remodel Saguaro Library located at 2808 North 26th St.						
	Estimated full-year ongoing operating costs:	\$3,000					
	Equipment	-	1,653,000	-	-	-	1,653,000
	Construction	2,299,830	-	-	-	-	2,299,830
	<b>Project Total</b>	<b>\$2,299,830</b>	<b>\$1,653,000</b>	<b>-</b>	<b>-</b>	<b>-</b>	<b>\$3,952,830</b>
	2006 Libraries, Youth, Senior & Cultural Facilities Bonds	2,299,830	1,653,000	-	-	-	3,952,830
	<b>Funding Total</b>	<b>\$2,299,830</b>	<b>\$1,653,000</b>	<b>-</b>	<b>-</b>	<b>-</b>	<b>\$3,952,830</b>

**City of Phoenix, Arizona**  
**2007-2012 Capital Improvement Program**  
**Libraries**

<b>Project No.</b>	<b>Project Title</b>	<b>2007-08</b>	<b>2008-09</b>	<b>2009-10</b>	<b>2010-11</b>	<b>2011-12</b>	<b>Total</b>
<b>LS71200069</b>	<b>UPGRADE AND EXPAND LIBRARY NETWORK</b>						
	Upgrade library computer system and network.						
	Estimated full-year ongoing operating costs:	\$233,000					
	Equipment	1,990,000	-	-	-	-	1,990,000
	<b>Project Total</b>	<b>\$1,990,000</b>	<b>-</b>	<b>-</b>	<b>-</b>	<b>-</b>	<b>\$1,990,000</b>
	2006 Libraries, Youth, Senior & Cultural Facilities Bonds	1,990,000	-	-	-	-	1,990,000
	<b>Funding Total</b>	<b>\$1,990,000</b>	<b>-</b>	<b>-</b>	<b>-</b>	<b>-</b>	<b>\$1,990,000</b>
<b>LS71200070</b>	<b>EXPAND PATRON SELF-SERVICE</b>						
	Expand library patron self-service capabilities.						
	Estimated full-year ongoing operating costs:	\$474,000					
	Equipment	1,367,000	1,123,000	590,000	-	-	3,080,000
	<b>Project Total</b>	<b>\$1,367,000</b>	<b>\$1,123,000</b>	<b>\$590,000</b>	<b>-</b>	<b>-</b>	<b>\$3,080,000</b>
	2006 Libraries, Youth, Senior & Cultural Facilities Bonds	1,367,000	1,123,000	590,000	-	-	3,080,000
	<b>Funding Total</b>	<b>\$1,367,000</b>	<b>\$1,123,000</b>	<b>\$590,000</b>	<b>-</b>	<b>-</b>	<b>\$3,080,000</b>
<b>LS71200071</b>	<b>SOUTH MOUNTAIN REGIONAL BRANCH LIBRARY</b>						
	Construct 15,000 square-foot branch library in partnership with South Mountain Community College.						
	Estimated full-year ongoing operating costs:	\$1,013,000					
	Equipment	-	-	-	3,650,000	-	3,650,000
	Design	-	-	1,788,930	-	-	1,788,930
	Construction	-	-	-	5,030,190	-	5,030,190
	<b>Project Total</b>	<b>-</b>	<b>-</b>	<b>\$1,788,930</b>	<b>\$8,680,190</b>	<b>-</b>	<b>\$10,469,120</b>
	2006 Libraries, Youth, Senior & Cultural Facilities Bonds	-	-	1,788,930	8,680,190	-	10,469,120
	<b>Funding Total</b>	<b>-</b>	<b>-</b>	<b>\$1,788,930</b>	<b>\$8,680,190</b>	<b>-</b>	<b>\$10,469,120</b>
<b>LS71200072</b>	<b>BURTON BARR SECOND FLOOR WORKFLOW IMPROVEMENTS</b>						
	Construct work-flow improvements on the second floor of the Burton Barr Central Library at 1221 North Central Ave.						
	Design	25,000	-	-	-	-	25,000
	Construction	175,000	-	-	-	-	175,000
	<b>Project Total</b>	<b>\$200,000</b>	<b>-</b>	<b>-</b>	<b>-</b>	<b>-</b>	<b>\$200,000</b>
	Library - General	200,000	-	-	-	-	200,000
	<b>Funding Total</b>	<b>\$200,000</b>	<b>-</b>	<b>-</b>	<b>-</b>	<b>-</b>	<b>\$200,000</b>
<b>LS71200073</b>	<b>OCOTILLO LIBRARY RENOVATION</b>						
	Design and construct improvements to the Ocotillo Library located at 102 W. Southern Ave.						
	Design	25,000	-	-	-	-	25,000
	Construction	-	175,000	-	-	-	175,000
	<b>Project Total</b>	<b>\$25,000</b>	<b>\$175,000</b>	<b>-</b>	<b>-</b>	<b>-</b>	<b>\$200,000</b>
	Library - General	25,000	175,000	-	-	-	200,000
	<b>Funding Total</b>	<b>\$25,000</b>	<b>\$175,000</b>	<b>-</b>	<b>-</b>	<b>-</b>	<b>\$200,000</b>
<b>AR75000001</b>	<b>LIBRARY FACILITIES - PERCENT FOR ART</b>						
	Develop artwork for Library Facilities Bond projects.						
	Construction	-	-	26,970	50,810	-	77,780
	<b>Project Total</b>	<b>-</b>	<b>-</b>	<b>\$26,970</b>	<b>\$50,810</b>	<b>-</b>	<b>\$77,780</b>
	2006 Libraries, Youth, Senior & Cultural Facilities Bonds	-	-	26,970	50,810	-	77,780
	<b>Funding Total</b>	<b>-</b>	<b>-</b>	<b>\$26,970</b>	<b>\$50,810</b>	<b>-</b>	<b>\$77,780</b>

**City of Phoenix, Arizona**  
**2007-2012 Capital Improvement Program**  
**Libraries**

<b>Project No.</b>	<b>Project Title</b>	<b>2007-08</b>	<b>2008-09</b>	<b>2009-10</b>	<b>2010-11</b>	<b>2011-12</b>	<b>Total</b>
<b>AR7500003</b>	<b>ADOBE MOUNTAIN LIBRARY - PERCENT FOR ART</b>						
	Commission artwork for Agave Branch Library.						
		11,900	-	-	-	-	11,900
	<b>Project Total</b>	<b>\$11,900</b>	-	-	-	-	<b>\$11,900</b>
	2001 Library Facilities Bonds	11,900	-	-	-	-	11,900
	<b>Funding Total</b>	<b>\$11,900</b>	-	-	-	-	<b>\$11,900</b>
<b>AR7500004</b>	<b>HARMON BRANCH LIBRARY</b>						
	Develop an outdoor public art project.						
	Construction	325,836	-	-	-	-	325,836
	<b>Project Total</b>	<b>\$325,836</b>	-	-	-	-	<b>\$325,836</b>
	2007 CIC Water Bonds	200,000	-	-	-	-	200,000
	2006 Libraries, Youth, Senior & Cultural Facilities Bonds	79,760	-	-	-	-	79,760
	2001 Library Facilities Bonds	46,076	-	-	-	-	46,076
	<b>Funding Total</b>	<b>\$325,836</b>	-	-	-	-	<b>\$325,836</b>

## Neighborhood Services

The Neighborhood Services program totals \$39.1 million and is funded with Community Development Block Grant (CDBG) funds, 2001 bonds and 2006 bonds.

Projects planned for 2001 and 2006 bonds include the following:

- Acquire land for a future Graffiti Buster Service Center
- Partner with the community and other city departments to address critical neighborhood projects and blight elimination
- Acquire property for blight elimination and revitalization
- Construct neighborhood infrastructure such as sidewalks, lighting, alley improvements and landscaping to enhance aging neighborhoods

**2007-2012 CAPITAL IMPROVEMENT PROGRAM**

**Neighborhood Services**  
Capital Improvement Program Summary

<b>Project Summary</b>	<b>2007-08</b>	<b>2008-09</b>	<b>2009-10</b>	<b>2010-11</b>	<b>2011-12</b>	<b>Total</b>
Acquisition Slum and Blight	\$ 1,390,900	\$ 400,000	\$ 400,000	\$ 400,000	\$ -	\$ 2,590,900
Garfield	3,000	-	-	-	-	3,000
Isaac	1,675,567	-	-	-	-	1,675,567
Roosevelt	36,000	-	-	-	-	36,000
South Phoenix Village	903,000	-	-	-	-	903,000
Target Area B	118,000	-	-	-	-	118,000
Neighborhood Infrastructure	937,836	-	-	-	-	937,836
Neighborhood Resource Centers	-	2,000,000	-	-	-	2,000,000
Neighborhood Revitalization	8,482,825	5,426,300	7,409,800	7,689,020	-	29,007,945
Percent for Art	1,752,533	23,700	40,200	30,980	-	1,847,413
<b>Total</b>	<b>\$ 15,299,661</b>	<b>\$ 7,850,000</b>	<b>\$ 7,850,000</b>	<b>\$ 8,120,000</b>	<b>\$ -</b>	<b>\$ 39,119,661</b>
<b>Source of Funds</b>						
<u>Operating Funds</u>						
Arizona Highway User Revenue	\$ 490,000	\$ -	\$ -	\$ -	\$ -	\$ 490,000
Community Development Block Grant	2,049,414	400,000	400,000	400,000	-	3,249,414
<b>Total Operating Funds</b>	<b>\$ 2,539,414</b>	<b>\$ 400,000</b>	<b>\$ 400,000</b>	<b>\$ 400,000</b>	<b>\$ -</b>	<b>\$ 3,739,414</b>
<u>Bond Funds</u>						
2006 Bonds	\$ 8,658,359	\$ 7,450,000	\$ 7,450,000	\$ 7,720,000	\$ -	\$ 31,278,359
2001 Bonds	2,801,889	-	-	-	-	2,801,889
Non-Profit Corporation Bonds - General Government	60,000	-	-	-	-	60,000
Non-Profit Corporation Bonds - Wastewater	1,239,999	-	-	-	-	1,239,999
<b>Total Bond Funds</b>	<b>\$ 12,760,247</b>	<b>\$ 7,450,000</b>	<b>\$ 7,450,000</b>	<b>\$ 7,720,000</b>	<b>\$ -</b>	<b>\$ 35,380,247</b>
<b>Total Sources of Funds</b>	<b>\$ 15,299,661</b>	<b>\$ 7,850,000</b>	<b>\$ 7,850,000</b>	<b>\$ 8,120,000</b>	<b>\$ -</b>	<b>\$ 39,119,661</b>

**City of Phoenix, Arizona**  
**2007-2012 Capital Improvement Program**  
**Neighborhood Services**

<b>Project No.</b>	<b>Project Title</b>	<b>2007-08</b>	<b>2008-09</b>	<b>2009-10</b>	<b>2010-11</b>	<b>2011-12</b>	<b>Total</b>
<b>ND30020001</b>	<b>BLIGHT ELIMINATION &amp; REVITALIZATION - ACQUISITION</b>						
			<b>Function: Acquisition Slum and Blight</b>			<b>District: Citywide</b>	
	Acquire property for blight elimination and revitalization purposes.						
Land Acquisition		1,345,900	400,000	400,000	400,000	-	2,545,900
<b>Project Total</b>		<b>\$1,345,900</b>	<b>\$400,000</b>	<b>\$400,000</b>	<b>\$400,000</b>	-	<b>\$2,545,900</b>
Community Development Block Grant		1,087,400	400,000	400,000	400,000	-	2,287,400
2001 Neighborhood Preserv & Blight Elim Bonds		258,500	-	-	-	-	258,500
<b>Funding Total</b>		<b>\$1,345,900</b>	<b>\$400,000</b>	<b>\$400,000</b>	<b>\$400,000</b>	-	<b>\$2,545,900</b>
<b>ND30020006</b>	<b>LOT CLEANINGS/MAINTENANCE</b>						
			<b>Function: Acquisition Slum and Blight</b>			<b>District: 8</b>	
	Clean lots in various redevelopment areas.						
Design		45,000	-	-	-	-	45,000
<b>Project Total</b>		<b>\$45,000</b>	-	-	-	-	<b>\$45,000</b>
2001 Neighborhood Preserv & Blight Elim Bonds		45,000	-	-	-	-	45,000
<b>Funding Total</b>		<b>\$45,000</b>	-	-	-	-	<b>\$45,000</b>
<b>ND30060041</b>	<b>1013 E. PIERCE - YOUTH AT RISK (YAR)</b>						
			<b>Function: Garfield</b>			<b>District: 8</b>	
	Complete survey at 1013 E. Pierce (YAR).						
Study		3,000	-	-	-	-	3,000
<b>Project Total</b>		<b>\$3,000</b>	-	-	-	-	<b>\$3,000</b>
2006 Affordable Housing & Neighborhood Revitalization Bonds		3,000	-	-	-	-	3,000
<b>Funding Total</b>		<b>\$3,000</b>	-	-	-	-	<b>\$3,000</b>
<b>ND30050052</b>	<b>1402 NORTH 32ND AVE</b>						
			<b>Function: Isaac</b>			<b>District: 7</b>	
	Acquire property for blight elimination in the Isaac Redevelopment Area.						
Land Acquisition		17,948	-	-	-	-	17,948
<b>Project Total</b>		<b>\$17,948</b>	-	-	-	-	<b>\$17,948</b>
2001 Neighborhood Preserv & Blight Elim Bonds		17,948	-	-	-	-	17,948
<b>Funding Total</b>		<b>\$17,948</b>	-	-	-	-	<b>\$17,948</b>
<b>ND30050070</b>	<b>LEARNING CENTER</b>						
			<b>Function: Isaac</b>			<b>District: 4</b>	
	Construct Learning Center at 35th Ave and McDowell Road.						
Land Acquisition		429,014	-	-	-	-	429,014
Construction		1,228,605	-	-	-	-	1,228,605
<b>Project Total</b>		<b>\$1,657,619</b>	-	-	-	-	<b>\$1,657,619</b>
Community Development Block Grant		529,014	-	-	-	-	529,014
2001 Neighborhood Preserv & Blight Elim Bonds		1,128,605	-	-	-	-	1,128,605
<b>Funding Total</b>		<b>\$1,657,619</b>	-	-	-	-	<b>\$1,657,619</b>

**City of Phoenix, Arizona**  
**2007-2012 Capital Improvement Program**  
**Neighborhood Services**

<b>Project No.</b>	<b>Project Title</b>	<b>2007-08</b>	<b>2008-09</b>	<b>2009-10</b>	<b>2010-11</b>	<b>2011-12</b>	<b>Total</b>
<b>ND30010001</b>	<b>NEIGHBORHOOD PRESERVATION &amp; IMPROVEMENT - INFRASTRUCTURE</b>						
	Construct neighborhood infrastructure projects.						
	Construction	352,647	-	-	-	-	352,647
	<b>Project Total</b>	<b>\$352,647</b>	-	-	-	-	<b>\$352,647</b>
	2001 Neighborhood Preserv & Blight Elim Bonds	352,647	-	-	-	-	352,647
	<b>Funding Total</b>	<b>\$352,647</b>	-	-	-	-	<b>\$352,647</b>
<b>ND30010005</b>	<b>NEIGHBORHOOD INFRASTRUTURE-SPEED HUMPS</b>						
	Construct speed humps in various redevelopment areas.						
	Design	14,300	-	-	-	-	14,300
	<b>Project Total</b>	<b>\$14,300</b>	-	-	-	-	<b>\$14,300</b>
	2001 Neighborhood Preserv & Blight Elim Bonds	14,300	-	-	-	-	14,300
	<b>Funding Total</b>	<b>\$14,300</b>	-	-	-	-	<b>\$14,300</b>
<b>ND30010011</b>	<b>SPV LOOP STREET</b>						
	Complete construction of South Phoenix Village Loop St.						
	Construction	1,200	-	-	-	-	1,200
	<b>Project Total</b>	<b>\$1,200</b>	-	-	-	-	<b>\$1,200</b>
	2001 Neighborhood Preserv & Blight Elim Bonds	1,200	-	-	-	-	1,200
	<b>Funding Total</b>	<b>\$1,200</b>	-	-	-	-	<b>\$1,200</b>
<b>ND30010012</b>	<b>SOUTH PHOENIX VILLAGE SURVEY</b>						
	Complete surveys in South Phoenix Village to ensure lot lines are correct.						
	Study	20,000	-	-	-	-	20,000
	<b>Project Total</b>	<b>\$20,000</b>	-	-	-	-	<b>\$20,000</b>
	2001 Neighborhood Preserv & Blight Elim Bonds	20,000	-	-	-	-	20,000
	<b>Funding Total</b>	<b>\$20,000</b>	-	-	-	-	<b>\$20,000</b>
<b>ND30010014</b>	<b>SHERMAN PARK, PHASE IV</b>						
	Construct sidewalk improvements.						
	Construction	549,689	-	-	-	-	549,689
	<b>Project Total</b>	<b>\$549,689</b>	-	-	-	-	<b>\$549,689</b>
	2001 Neighborhood Preserv & Blight Elim Bonds	549,689	-	-	-	-	549,689
	<b>Funding Total</b>	<b>\$549,689</b>	-	-	-	-	<b>\$549,689</b>
<b>ND90000002</b>	<b>GRAFFITI WAREHOUSE</b>						
	Purchase and refurbish a permanent Graffiti Busters Service Center.						
	Land Acquisition	-	2,000,000	-	-	-	2,000,000
	<b>Project Total</b>	-	<b>\$2,000,000</b>	-	-	-	<b>\$2,000,000</b>
	2006 Affordable Housing & Neighborhood Revitalization Bonds	-	2,000,000	-	-	-	2,000,000
	<b>Funding Total</b>	-	<b>\$2,000,000</b>	-	-	-	<b>\$2,000,000</b>

**City of Phoenix, Arizona**  
**2007-2012 Capital Improvement Program**  
**Neighborhood Services**

<b>Project No.</b>	<b>Project Title</b>	<b>2007-08</b>	<b>2008-09</b>	<b>2009-10</b>	<b>2010-11</b>	<b>2011-12</b>	<b>Total</b>
<b>ND30000001</b>	<b>INFRASTRUCTURE ENHANCEMENT</b>	<b>Function: Neighborhood Revitalization</b>			<b>District: Citywide</b>		
Improve sidewalks, lighting, landscaping, etc.							
Design		9,900	4,950	4,950	4,950	-	24,750
Construction		482,600	737,550	1,975,050	1,687,950	-	4,883,150
<b>Project Total</b>		<b>\$492,500</b>	<b>\$742,500</b>	<b>\$1,980,000</b>	<b>\$1,692,900</b>	-	<b>\$4,907,900</b>
2006 Affordable Housing & Neighborhood Revitalization Bonds		492,500	742,500	1,980,000	1,692,900	-	4,907,900
<b>Funding Total</b>		<b>\$492,500</b>	<b>\$742,500</b>	<b>\$1,980,000</b>	<b>\$1,692,900</b>	-	<b>\$4,907,900</b>
<b>ND30000002</b>	<b>REVITALIZATION / BLIGHT</b>	<b>Function: Neighborhood Revitalization</b>			<b>District: Various</b>		
Acquire property and provide development incentives for blight elimination and other revitalization efforts in city-designated target neighborhoods.							
Land Acquisition		4,993,725	2,700,000	2,950,000	4,300,000	-	14,943,725
<b>Project Total</b>		<b>\$4,993,725</b>	<b>\$2,700,000</b>	<b>\$2,950,000</b>	<b>\$4,300,000</b>	-	<b>\$14,943,725</b>
2006 Affordable Housing & Neighborhood Revitalization Bonds		4,993,725	2,700,000	2,950,000	4,300,000	-	14,943,725
<b>Funding Total</b>		<b>\$4,993,725</b>	<b>\$2,700,000</b>	<b>\$2,950,000</b>	<b>\$4,300,000</b>	-	<b>\$14,943,725</b>
<b>ND30000003</b>	<b>SUSTAINABILITY</b>	<b>Function: Neighborhood Revitalization</b>			<b>District: Citywide</b>		
Partner with other city departments to undertake capital improvement projects such as park development and traffic mitigation to enhance neighborhood improvement.							
Land Acquisition		380,000	190,000	290,000	132,000	-	992,000
Design		19,800	9,900	9,900	9,900	-	49,500
Construction		1,334,000	792,000	1,188,000	562,320	-	3,876,320
<b>Project Total</b>		<b>\$1,733,800</b>	<b>\$991,900</b>	<b>\$1,487,900</b>	<b>\$704,220</b>	-	<b>\$4,917,820</b>
2006 Affordable Housing & Neighborhood Revitalization Bonds		1,733,800	991,900	1,487,900	704,220	-	4,917,820
<b>Funding Total</b>		<b>\$1,733,800</b>	<b>\$991,900</b>	<b>\$1,487,900</b>	<b>\$704,220</b>	-	<b>\$4,917,820</b>
<b>ND30000004</b>	<b>WEST PHOENIX REVITALIZATION</b>	<b>Function: Neighborhood Revitalization</b>			<b>District: Citywide</b>		
Undertake revitalization initiatives in the West Phoenix area such as blight elimination and infrastructure.							
Land Acquisition		280,000	190,000	190,000	190,000	-	850,000
Design		19,800	9,900	9,900	9,900	-	49,500
Construction		963,000	792,000	792,000	792,000	-	3,339,000
<b>Project Total</b>		<b>\$1,262,800</b>	<b>\$991,900</b>	<b>\$991,900</b>	<b>\$991,900</b>	-	<b>\$4,238,500</b>
2006 Affordable Housing & Neighborhood Revitalization Bonds		1,262,800	991,900	991,900	991,900	-	4,238,500
<b>Funding Total</b>		<b>\$1,262,800</b>	<b>\$991,900</b>	<b>\$991,900</b>	<b>\$991,900</b>	-	<b>\$4,238,500</b>
<b>ND30080011</b>	<b>816/822 N. 2ND AVE. HISTORIC BUILDING STABILIZATION</b>	<b>Function: Roosevelt</b>			<b>District: 7</b>		
Acquire land for blight elimination in the Roosevelt Redevelopment Area.							
Land Acquisition		36,000	-	-	-	-	36,000
<b>Project Total</b>		<b>\$36,000</b>	-	-	-	-	<b>\$36,000</b>
2001 Neighborhood Preserv & Blight Elim Bonds		36,000	-	-	-	-	36,000
<b>Funding Total</b>		<b>\$36,000</b>	-	-	-	-	<b>\$36,000</b>

**City of Phoenix, Arizona**  
**2007-2012 Capital Improvement Program**  
**Neighborhood Services**

<b>Project No.</b>	<b>Project Title</b>	<b>2007-08</b>	<b>2008-09</b>	<b>2009-10</b>	<b>2010-11</b>	<b>2011-12</b>	<b>Total</b>
<b>ND30070000</b>	<b>SOUTH PHOENIX VILLAGE AREA</b>						
		<b>Function: South Phoenix Village</b>				<b>District: 8</b>	
	Acquire a property for blight elimination on the South Phoenix Redevelopment Area.						
Land Acquisition		30,000	-	-	-	-	30,000
<b>Project Total</b>		<b>\$30,000</b>	-	-	-	-	<b>\$30,000</b>
Community Development Block Grant		30,000	-	-	-	-	30,000
<b>Funding Total</b>		<b>\$30,000</b>	-	-	-	-	<b>\$30,000</b>
<b>ND30070056</b>	<b>2744 E. MARGUERITE</b>						
		<b>Function: South Phoenix Village</b>				<b>District: 8</b>	
	Acquire the property for blight elimination in the South Phoenix Redevelopment Area.						
Land Acquisition		60,000	-	-	-	-	60,000
<b>Project Total</b>		<b>\$60,000</b>	-	-	-	-	<b>\$60,000</b>
General Government Nonprofit Corp Bonds		60,000	-	-	-	-	60,000
<b>Funding Total</b>		<b>\$60,000</b>	-	-	-	-	<b>\$60,000</b>
<b>ND30070222</b>	<b>SOUTH PHOENIX VILLAGE INFILL</b>						
		<b>Function: South Phoenix Village</b>				<b>District: 8</b>	
	Complete infill projects as needs are identified.						
Construction		360,000	-	-	-	-	360,000
<b>Project Total</b>		<b>\$360,000</b>	-	-	-	-	<b>\$360,000</b>
Community Development Block Grant		100,000	-	-	-	-	100,000
2001 Neighborhood Preserv & Blight Elim Bonds		260,000	-	-	-	-	260,000
<b>Funding Total</b>		<b>\$360,000</b>	-	-	-	-	<b>\$360,000</b>
<b>ND30070227</b>	<b>2439 E TAMARISK</b>						
		<b>Function: South Phoenix Village</b>				<b>District: 8</b>	
	Acquire a property for blight elimination in the South Phoenix Redevelopment Area.						
Land Acquisition		14,000	-	-	-	-	14,000
<b>Project Total</b>		<b>\$14,000</b>	-	-	-	-	<b>\$14,000</b>
Community Development Block Grant		14,000	-	-	-	-	14,000
<b>Funding Total</b>		<b>\$14,000</b>	-	-	-	-	<b>\$14,000</b>
<b>ND30070240</b>	<b>2719 EAST WIER</b>						
		<b>Function: South Phoenix Village</b>				<b>District: 8</b>	
	Acquire a property for blight elimination in the South Phoenix Redevelopment Area.						
Land Acquisition		45,000	-	-	-	-	45,000
<b>Project Total</b>		<b>\$45,000</b>	-	-	-	-	<b>\$45,000</b>
Community Development Block Grant		45,000	-	-	-	-	45,000
<b>Funding Total</b>		<b>\$45,000</b>	-	-	-	-	<b>\$45,000</b>
<b>ND30070255</b>	<b>2562 E CORONA AVE</b>						
		<b>Function: South Phoenix Village</b>				<b>District: 8</b>	
	Acquire a property for blight elimination in the South Phoenix Redevelopment Area.						
Land Acquisition		111,000	-	-	-	-	111,000
<b>Project Total</b>		<b>\$111,000</b>	-	-	-	-	<b>\$111,000</b>
Community Development Block Grant		111,000	-	-	-	-	111,000
<b>Funding Total</b>		<b>\$111,000</b>	-	-	-	-	<b>\$111,000</b>

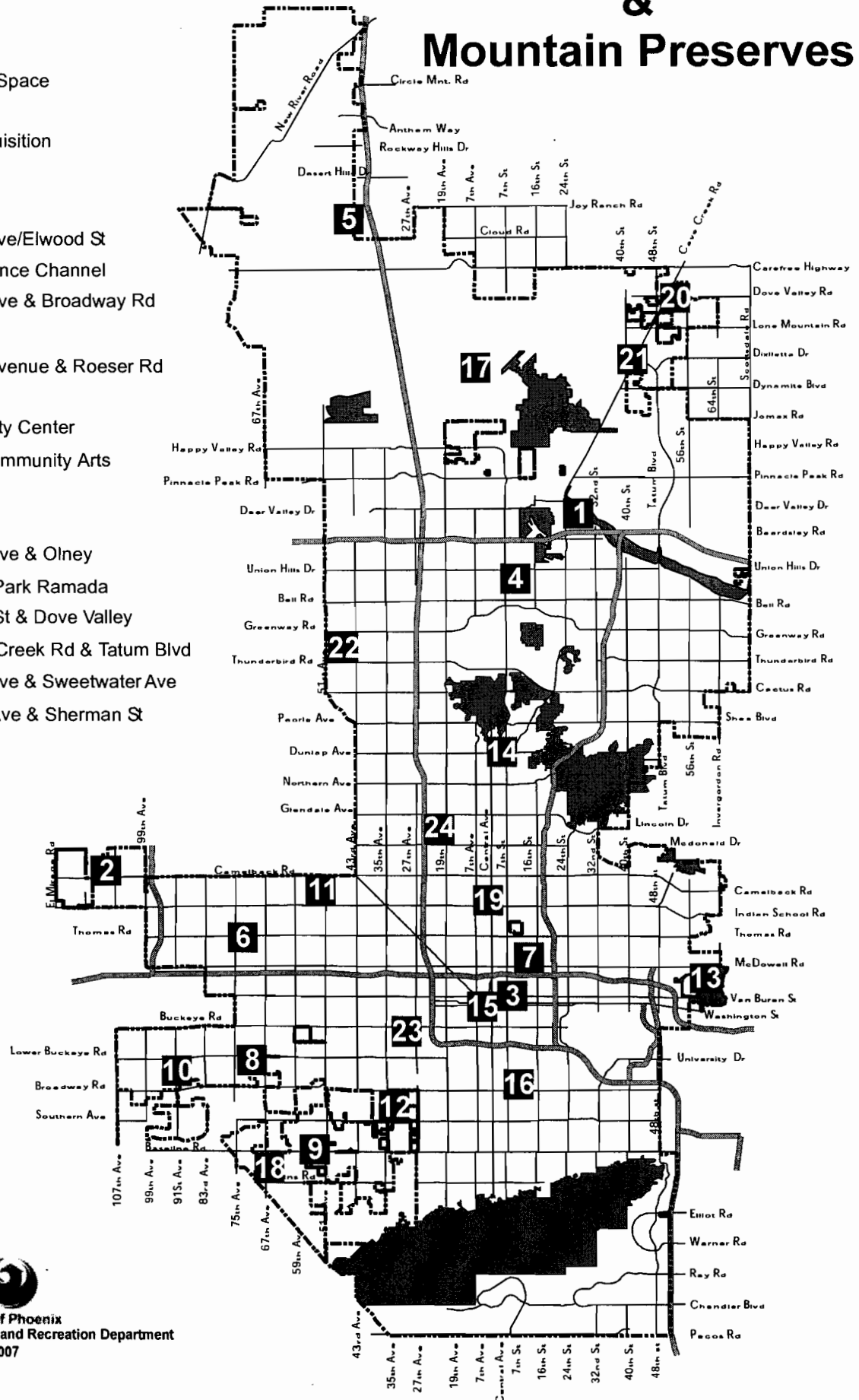
**City of Phoenix, Arizona**  
**2007-2012 Capital Improvement Program**  
**Neighborhood Services**

<b>Project No.</b>	<b>Project Title</b>	<b>2007-08</b>	<b>2008-09</b>	<b>2009-10</b>	<b>2010-11</b>	<b>2011-12</b>	<b>Total</b>
<b>ND30070256</b>	<b>2445 E MARGUERITE AVE</b>						
	Function: South Phoenix Village						
	District: 8						
	Acquire a property for blight elimination in the South Phoenix Redevelopment Area.						
Land Acquisition		66,000	-	-	-	-	66,000
<b>Project Total</b>		<b>\$66,000</b>	-	-	-	-	<b>\$66,000</b>
Community Development Block Grant		66,000	-	-	-	-	66,000
<b>Funding Total</b>		<b>\$66,000</b>	-	-	-	-	<b>\$66,000</b>
<b>ND30070257</b>	<b>2453 E MARGUERITE AVE</b>						
	Function: South Phoenix Village						
	District: 8						
	Acquire a property for blight elimination in the South Phoenix Redevelopment Area.						
Land Acquisition		67,000	-	-	-	-	67,000
<b>Project Total</b>		<b>\$67,000</b>	-	-	-	-	<b>\$67,000</b>
Community Development Block Grant		67,000	-	-	-	-	67,000
<b>Funding Total</b>		<b>\$67,000</b>	-	-	-	-	<b>\$67,000</b>
<b>ND30100027</b>	<b>CENTRAL &amp; BROADWAY REDEVELOPMENT</b>						
	Function: Target Area B						
	District: 7						
	Acquire property for blight elimination in the Target Area B Redevelopment Area.						
Land Acquisition		118,000	-	-	-	-	118,000
<b>Project Total</b>		<b>\$118,000</b>	-	-	-	-	<b>\$118,000</b>
2001 Neighborhood Preserv & Blight Elim Bonds		118,000	-	-	-	-	118,000
<b>Funding Total</b>		<b>\$118,000</b>	-	-	-	-	<b>\$118,000</b>
<b>EP60688002</b>	<b>NSD 24TH ST &amp; BROADWAY</b>						
	Function: Brownfields						
	District: 8						
	Clean up environmental contamination at project site.						
Land Acquisition		150,000	-	-	-	-	150,000
<b>Project Total</b>		<b>\$150,000</b>	-	-	-	-	<b>\$150,000</b>
2006 Economic Development Bonds		150,000	-	-	-	-	150,000
<b>Funding Total</b>		<b>\$150,000</b>	-	-	-	-	<b>\$150,000</b>
<b>AR88000003</b>	<b>NEIGHBORHOOD PRESERVATION &amp; BLIGHT ELIMINATION - PERCENT FOR ART</b>						
	Function: Percent for Art						
	District: Citywide						
	Acquire artwork for neighborhood preservation and blight elimination bond projects.						
Construction		-	23,700	40,200	30,980	-	94,880
<b>Project Total</b>		-	<b>\$23,700</b>	<b>\$40,200</b>	<b>\$30,980</b>	-	<b>\$94,880</b>
2006 Affordable Housing & Neighborhood Revitalization Bonds		-	23,700	40,200	30,980	-	94,880
<b>Funding Total</b>		-	<b>\$23,700</b>	<b>\$40,200</b>	<b>\$30,980</b>	-	<b>\$94,880</b>
<b>AR88000006</b>	<b>TARVER LEARNING CENTER - PERCENT FOR ART</b>						
	Function: Percent for Art						
	District: 8						
	Develop streetscape improvements near the Isaac Learning Center and along McDowell Rd.						
Construction		1,752,533	-	-	-	-	1,752,533
<b>Project Total</b>		<b>\$1,752,533</b>	-	-	-	-	<b>\$1,752,533</b>
Arizona Highway User Revenues		490,000	-	-	-	-	490,000
2006 CIC Wastewater Bonds		842,481	-	-	-	-	842,481
2006 Affordable Housing & Neighborhood Revitalization Bonds		22,534	-	-	-	-	22,534
2000 Wastewater CIC Non-profit Corp Bonds		397,518	-	-	-	-	397,518
<b>Funding Total</b>		<b>\$1,752,533</b>	-	-	-	-	<b>\$1,752,533</b>

Projects Planned for 2007-2012

# Parks, Recreation & Mountain Preserves

- 1** Reach 11
- 2** Camelback Ranch
- 3** ASU Downtown Civic Space
- 4** Mountain View Tennis
- 5** Pioneer Museum Acquisition
- 6** Desert West
- 7** Coronado Park
- 8** Unnamed Park 71st Ave/Elwood St
- 9** Laveen Area Conveyance Channel
- 10** Unnamed Park 99th Ave & Broadway Rd
- 11** Maryvale Park
- 12** Unnamed Park 31st Avenue & Roeser Rd
- 13** Papago Park
- 14** Sunnyslope Community Center
- 15** Phoenix Center for Community Arts
- 16** Rio Salado
- 17** Sonoran Preserve
- 18** Unnamed Park 59th Ave & Olney
- 19** Steele Indian School Park Ramada
- 20** Unnamed Park 52nd St & Dove Valley
- 21** Unnamed Park Cave Creek Rd & Tatum Blvd
- 22** Unnamed Park 51st Ave & Sweetwater Ave
- 23** Unnamed Park 33rd Ave & Sherman St
- 24** Washington Park



City of Phoenix  
Parks and Recreation Department  
May 2007

## **Parks, Recreation and Mountain Preserves**

The Parks, Recreation and Mountain Preserves program totals \$356.3 million and is funded with 2001 and 2006 bonds, parks monopole sites revenue, impact fees, Parks and Preserves Initiative and other restricted funds. The program provides for acquisition and development of new park sites, preserves, specialty areas and improvements to existing parks.

The following major projects are planned for in 2001 and 2006 bond funds:

- Acquire land in the Ahwatukee Foothills area
- Improve and renovate parks citywide
- Acquire Pioneer Living History Museum property and renovate the Ben Avery Shooting Range
- Acquire land for neighborhood mini-park sites
- Develop a downtown civic space park
- Renovate the north building at the Phoenix Center for the Arts
- Renovate and construct trails citywide
- Renovate aquatics facilities citywide
- Renovate and construct park upgrades to comply with the Americans with Disabilities Act
- Construct sport fields and install sports lighting upgrades citywide
- Acquire land for the Rio Salado Oeste habitat restoration
- Design and construct a soccer stadium at the Reach 11 sports complex

Nonprofit projects in the program include:

- Provide funding for construction of a sports and recreation center for A Bridge to Independent Living (ABIL)
- Provide funding toward construction of an Audubon Center at Rio Salado
- Provide partial funding for construction of a Boys and Girls Club
- Provide partial funding for offsite improvements for construction of a Salvation Army South Mountain Center
- Provide partial funding for construction of a gymnasium at a new Maryvale branch of the YMCA.

Parks and Preserves projects include improvements to community and neighborhood parks and land for the Sonoran Preserve. Impact fees are planned to acquire and develop park sites in the Ahwatukee, Deer Valley, Desert View, Estrella, Laveen and North Gateway areas and to acquire open space preserve land in the northern areas. Parks monopole sites revenue is included to add amenities to parks with monopole sites.

**2007-2012 CAPITAL IMPROVEMENT PROGRAM**

**Parks, Recreation, and Mountain Preserves  
Capital Improvement Program Summary**

<b>Project Summary</b>	<b>2007-08</b>	<b>2008-09</b>	<b>2009-10</b>	<b>2010-11</b>	<b>2011-12</b>	<b>Total</b>
General Park Development	\$ 61,544,171	\$ 11,500,810	\$ 9,864,050	\$ 7,518,060	\$ -	\$ 90,427,091
Park Land Acquisition	158,402,117	37,160,580	21,997,870	9,338,820	-	226,899,387
Specialty Areas	14,237,499	4,399,680	3,216,910	2,950,200	-	24,804,289
Trails	922,626	538,570	-	265,320	-	1,726,516
Nonprofit Projects	5,345,010	4,109,490	-	-	-	9,454,500
Percent for Art	2,604,320	198,870	131,170	72,600	-	3,006,960
<b>Total</b>	<b>\$ 243,055,743</b>	<b>\$ 57,908,000</b>	<b>\$ 35,210,000</b>	<b>\$ 20,145,000</b>	<b>\$ -</b>	<b>\$ 356,318,743</b>
<b>Source of Funds</b>						
<b>Operating Funds</b>						
Community Development Block Grant	\$ 478,360	\$ -	\$ -	\$ -	\$ -	\$ 478,360
Parks and Preserves	119,116,131	36,984,000	13,301,000	-	-	169,401,131
Parks Monopole Revenue	263,423	-	-	-	-	263,423
<b>Total Operating Funds</b>	<b>\$ 119,857,914</b>	<b>\$ 36,984,000</b>	<b>\$ 13,301,000</b>	<b>\$ -</b>	<b>\$ -</b>	<b>\$ 170,142,914</b>
<b>Bond Funds</b>						
2006 Bonds	\$ 42,991,222	\$ 20,424,000	\$ 21,409,000	\$ 20,145,000	\$ -	\$ 104,969,222
2001 Bonds	17,838,426	-	-	-	-	17,838,426
1988 Bonds	25,000	-	-	-	-	25,000
Non-profit Corporation Bonds - General Government	188,948	-	-	-	-	188,948
Non-profit Corporation Bonds - Wastewater	2,150,000	-	-	-	-	2,150,000
Non-profit Corporation Bonds - Water	100,000	-	-	-	-	100,000
<b>Total Bond Funds</b>	<b>\$ 63,293,596</b>	<b>\$ 20,424,000</b>	<b>\$ 21,409,000</b>	<b>\$ 20,145,000</b>	<b>\$ -</b>	<b>\$ 125,271,596</b>
<b>Other Financing</b>						
Capital Grants	\$ 489,768	\$ -	\$ -	\$ -	\$ -	\$ 489,768
Impact Fees	56,125,057	500,000	500,000	-	-	57,125,057
Other Capital	2,221,978	-	-	-	-	2,221,978
Parks Capital Gifts	1,067,430	-	-	-	-	1,067,430
<b>Total Other Financing</b>	<b>\$ 59,904,233</b>	<b>\$ 500,000</b>	<b>\$ 500,000</b>	<b>\$ -</b>	<b>\$ -</b>	<b>\$ 60,904,233</b>
<b>Total Sources of Funds</b>	<b>\$ 243,055,743</b>	<b>\$ 57,908,000</b>	<b>\$ 35,210,000</b>	<b>\$ 20,145,000</b>	<b>\$ -</b>	<b>\$ 356,318,743</b>

**City of Phoenix, Arizona**  
**2007-2012 Capital Improvement Program**  
**Parks, Recreation and Mountain Preserves**

<b>Project No.</b>	<b>Project Title</b>	<b>2007-08</b>	<b>2008-09</b>	<b>2009-10</b>	<b>2010-11</b>	<b>2011-12</b>	<b>Total</b>
<b>PA75200003</b>	<b>DEEM HILLS PARK</b>						
		<b>Function: General Park Development</b>				<b>District: 1</b>	
	Complete improvements to Deem Hills Park, 59th Ave and Jomax.						
	Estimated full-year ongoing operating costs:	\$586,648					
	Equipment	45,000	-	-	-	-	45,000
	<b>Project Total</b>	<b>\$45,000</b>	-	-	-	-	<b>\$45,000</b>
	Impact Fee - North Gateway, Parks	45,000	-	-	-	-	45,000
	<b>Funding Total</b>	<b>\$45,000</b>	-	-	-	-	<b>\$45,000</b>
<b>PA75200132</b>	<b>WEST PLAZA PARK</b>						
		<b>Function: General Park Development</b>				<b>District: 5</b>	
	Final costs to complete park improvements at West Plaza Park, 43rd Ave and Maryland.						
	Construction	7,000	-	-	-	-	7,000
	<b>Project Total</b>	<b>\$7,000</b>	-	-	-	-	<b>\$7,000</b>
	Parks & Preserves Initiative Revenue	7,000	-	-	-	-	7,000
	<b>Funding Total</b>	<b>\$7,000</b>	-	-	-	-	<b>\$7,000</b>
<b>PA75200133</b>	<b>RIO SALADO RECREATION IMPROVEMENTS</b>						
		<b>Function: General Park Development</b>				<b>District: 7</b>	
	Complete park improvements at the Rio Salado Habitat Restoration project, I-10 west to 19th Ave, which may include interpretive centers, parking, trails and lighting.						
	Estimated full-year ongoing operating costs:	\$1,015,000					
	Construction	1,046,485	-	-	-	-	1,046,485
	<b>Project Total</b>	<b>\$1,046,485</b>	-	-	-	-	<b>\$1,046,485</b>
	Parks & Preserves Initiative Revenue	1,046,485	-	-	-	-	1,046,485
	<b>Funding Total</b>	<b>\$1,046,485</b>	-	-	-	-	<b>\$1,046,485</b>
<b>PA75200138</b>	<b>LITTLE CANYON PARK</b>						
		<b>Function: General Park Development</b>				<b>District: 5</b>	
	Complete improvements at Little Canyon Park, 33rd Ave and Missouri.						
	Construction	10,000	-	-	-	-	10,000
	<b>Project Total</b>	<b>\$10,000</b>	-	-	-	-	<b>\$10,000</b>
	Parks & Preserves Initiative Revenue	10,000	-	-	-	-	10,000
	<b>Funding Total</b>	<b>\$10,000</b>	-	-	-	-	<b>\$10,000</b>
<b>PA75200141</b>	<b>HAYDEN PARK</b>						
		<b>Function: General Park Development</b>				<b>District: 7</b>	
	Construct park improvements at Hayden Park, 322 W. Tamarisk.						
	Construction	544,018	-	-	-	-	544,018
	<b>Project Total</b>	<b>\$544,018</b>	-	-	-	-	<b>\$544,018</b>
	Parks & Preserves Initiative Revenue	366,440	-	-	-	-	366,440
	2001 Parks, Recreation & Open Space Bonds	177,578	-	-	-	-	177,578
	<b>Funding Total</b>	<b>\$544,018</b>	-	-	-	-	<b>\$544,018</b>
<b>PA75200146</b>	<b>CESAR CHAVEZ PARK</b>						
		<b>Function: General Park Development</b>				<b>District: 7</b>	
	Construct improvements at Cesar Chavez Park, 35th Ave and Baseline.						
	Estimated full-year ongoing operating costs:	\$209,273					
	Construction	936,690	-	-	-	-	936,690
	<b>Project Total</b>	<b>\$936,690</b>	-	-	-	-	<b>\$936,690</b>
	Parks & Preserves Initiative Revenue	226,277	-	-	-	-	226,277
	Impact Fee - Southwest, Parks	710,413	-	-	-	-	710,413
	<b>Funding Total</b>	<b>\$936,690</b>	-	-	-	-	<b>\$936,690</b>

**City of Phoenix, Arizona**  
**2007-2012 Capital Improvement Program**  
**Parks, Recreation and Mountain Preserves**

<b>Project No.</b>	<b>Project Title</b>	<b>2007-08</b>	<b>2008-09</b>	<b>2009-10</b>	<b>2010-11</b>	<b>2011-12</b>	<b>Total</b>
<b>PA75200147</b>	<b>REACH 11 RECREATION AREA PARK</b>						
				<b>Function: General Park Development</b>		<b>District: 2</b>	
	Construct park improvements as defined in the Reach 11 Master Plan along the Central Arizona Project Canal, including lighted soccer and softball fields, restrooms and parking.						
	Estimated full-year ongoing operating costs:	\$1,222,168					
	Construction	1,328,896	-	-	-	-	1,328,896
	<b>Project Total</b>	<b>\$1,328,896</b>	-	-	-	-	<b>\$1,328,896</b>
	Parks & Preserves Initiative Revenue	1,103,896	-	-	-	-	1,103,896
	Impact Fee - Desert View, Parks	225,000	-	-	-	-	225,000
	<b>Funding Total</b>	<b>\$1,328,896</b>	-	-	-	-	<b>\$1,328,896</b>
<b>PA75200149</b>	<b>DESERT WEST PARK</b>						
				<b>Function: General Park Development</b>		<b>District: 7</b>	
	Design and construct lighted soccer fields, restrooms, turf and landscaping at Desert West Park, 6602 West Encanto Boulevard.						
	Design	521,363	-	-	-	-	521,363
	Construction	674,035	-	-	-	-	674,035
	<b>Project Total</b>	<b>\$1,195,398</b>	-	-	-	-	<b>\$1,195,398</b>
	Parks Land Sale Proceeds	300,000	-	-	-	-	300,000
	Parks & Preserves Initiative Revenue	895,398	-	-	-	-	895,398
	<b>Funding Total</b>	<b>\$1,195,398</b>	-	-	-	-	<b>\$1,195,398</b>
<b>PA75200153</b>	<b>INITIATIVE PROJECT MANAGEMENT</b>						
				<b>Function: General Park Development</b>		<b>District: Citywide</b>	
	Annual services management contracts and audit fees for Parks and Preserve projects throughout program.						
	Design	20,000	-	-	-	-	20,000
	<b>Project Total</b>	<b>\$20,000</b>	-	-	-	-	<b>\$20,000</b>
	Parks & Preserves Initiative Revenue	20,000	-	-	-	-	20,000
	<b>Funding Total</b>	<b>\$20,000</b>	-	-	-	-	<b>\$20,000</b>
<b>PA75200154</b>	<b>CAMELBACK RANCH PARK</b>						
				<b>Function: General Park Development</b>		<b>District: 5</b>	
	Construct Camelback Ranch Park, 107th Ave and Camelback.						
	Estimated full-year ongoing operating costs:	\$1,912,958					
	Construction	9,866,560	-	-	-	-	9,866,560
	<b>Project Total</b>	<b>\$9,866,560</b>	-	-	-	-	<b>\$9,866,560</b>
	Parks & Preserves Initiative Revenue	9,866,560	-	-	-	-	9,866,560
	<b>Funding Total</b>	<b>\$9,866,560</b>	-	-	-	-	<b>\$9,866,560</b>
<b>PA75200169</b>	<b>PAPAGO PK PLAYGROUND</b>						
				<b>Function: General Park Development</b>		<b>District: 6</b>	
	Construct a children's playground at Papago Park Sports Complex, 6201 E. Oak.						
	Construction	390,000	-	-	-	-	390,000
	<b>Project Total</b>	<b>\$390,000</b>	-	-	-	-	<b>\$390,000</b>
	Parks & Preserves Initiative Revenue	390,000	-	-	-	-	390,000
	<b>Funding Total</b>	<b>\$390,000</b>	-	-	-	-	<b>\$390,000</b>
<b>PA75200174</b>	<b>INITIATIVE PUBLIC NOTIFICATION</b>						
				<b>Function: General Park Development</b>		<b>District: Citywide</b>	
	Perform public notification for the Parks and Preserves Initiative projects throughout the program.						
	Construction	37,200	-	-	-	-	37,200
	<b>Project Total</b>	<b>\$37,200</b>	-	-	-	-	<b>\$37,200</b>
	Parks & Preserves Initiative Revenue	37,200	-	-	-	-	37,200
	<b>Funding Total</b>	<b>\$37,200</b>	-	-	-	-	<b>\$37,200</b>

**City of Phoenix, Arizona**  
**2007-2012 Capital Improvement Program**  
**Parks, Recreation and Mountain Preserves**

<b>Project No.</b>	<b>Project Title</b>	<b>2007-08</b>	<b>2008-09</b>	<b>2009-10</b>	<b>2010-11</b>	<b>2011-12</b>	<b>Total</b>
<b>PA75200180</b>	<b>DYNAMITE PARK</b>						
Initial development of Dynamite Park, 44th St and Dynamite Road.							
		<b>Function: General Park Development</b>				<b>District: 2</b>	
Construction		150,000	-	-	-	-	150,000
<b>Project Total</b>		<b>\$150,000</b>	-	-	-	-	<b>\$150,000</b>
Parks & Preserves Initiative Revenue		150,000	-	-	-	-	150,000
<b>Funding Total</b>		<b>\$150,000</b>	-	-	-	-	<b>\$150,000</b>
<b>PA75200184</b>	<b>AMERICANS WITH DISABILITIES MODIFICATIONS</b>						
Construct upgrades and renovations to park facilities to comply with the Americans with Disabilities Act.							
		<b>Function: General Park Development</b>				<b>District: Citywide</b>	
Construction		639	-	821,700	1,653,300	-	2,475,639
<b>Project Total</b>		<b>\$639</b>	-	<b>\$821,700</b>	<b>\$1,653,300</b>	-	<b>\$2,475,639</b>
2006 Parks and Open Spaces Bonds		-	-	821,700	1,653,300	-	2,475,000
2001 Parks, Recreation & Open Space Bonds		639	-	-	-	-	639
<b>Funding Total</b>		<b>\$639</b>	-	<b>\$821,700</b>	<b>\$1,653,300</b>	-	<b>\$2,475,639</b>
<b>PA75200185</b>	<b>GENERAL PARK DEVELOPMENT</b>						
Construct park development projects as needs are identified.							
		<b>Function: General Park Development</b>				<b>District: Citywide</b>	
Construction		5,538,777	5,184,000	3,000,000	-	-	13,722,777
<b>Project Total</b>		<b>\$5,538,777</b>	<b>\$5,184,000</b>	<b>\$3,000,000</b>	-	-	<b>\$13,722,777</b>
Parks & Preserves Initiative Revenue		5,538,777	5,184,000	3,000,000	-	-	13,722,777
<b>Funding Total</b>		<b>\$5,538,777</b>	<b>\$5,184,000</b>	<b>\$3,000,000</b>	-	-	<b>\$13,722,777</b>
<b>PA75200200</b>	<b>SERENO PARK</b>						
Construct minor softball field improvements at Sereno Park, 5702 E. Sweetwater.							
		<b>Function: General Park Development</b>				<b>District: 2</b>	
Construction		263,423	-	-	-	-	263,423
<b>Project Total</b>		<b>\$263,423</b>	-	-	-	-	<b>\$263,423</b>
Parks Monopole Sites		263,423	-	-	-	-	263,423
<b>Funding Total</b>		<b>\$263,423</b>	-	-	-	-	<b>\$263,423</b>
<b>PA75200214</b>	<b>MARYVALE PARK IMPROVEMENTS</b>						
Replace restroom, softball field lighting and backstop, and electric service panel at Maryvale Park.							
		<b>Function: General Park Development</b>				<b>District: 5</b>	
Design		136,620	-	-	-	-	136,620
Construction		-	358,380	-	-	-	358,380
<b>Project Total</b>		<b>\$136,620</b>	<b>\$358,380</b>	-	-	-	<b>\$495,000</b>
2006 Parks and Open Spaces Bonds		136,620	358,380	-	-	-	495,000
<b>Funding Total</b>		<b>\$136,620</b>	<b>\$358,380</b>	-	-	-	<b>\$495,000</b>
<b>PA75200227</b>	<b>DESERT FOOTHILLS PARK</b>						
Design and construct improvements to Desert Foothills Park, 1010 Marketplace Way, SW (7th St and Chandler Blvd).							
Estimated full-year ongoing operating costs:		\$184,915					
Construction		120,000	-	-	-	-	120,000
<b>Project Total</b>		<b>\$120,000</b>	-	-	-	-	<b>\$120,000</b>
Parks & Preserves Initiative Revenue		120,000	-	-	-	-	120,000
<b>Funding Total</b>		<b>\$120,000</b>	-	-	-	-	<b>\$120,000</b>

**City of Phoenix, Arizona**  
**2007-2012 Capital Improvement Program**  
**Parks, Recreation and Mountain Preserves**

<b>Project No.</b>	<b>Project Title</b>	<b>2007-08</b>	<b>2008-09</b>	<b>2009-10</b>	<b>2010-11</b>	<b>2011-12</b>	<b>Total</b>
<b>PA75200231</b>	<b>SOUTH MOUNTAIN PARK ROADWAYS</b>						
	Design and repair roadways in South Mountain Park.						
	Estimated full-year ongoing operating costs:	\$245,000					
	Construction	236,000	-	-	-	-	236,000
	<b>Project Total</b>	<b>\$236,000</b>	-	-	-	-	<b>\$236,000</b>
	Parks & Preserves Initiative Revenue	236,000	-	-	-	-	236,000
	<b>Funding Total</b>	<b>\$236,000</b>	-	-	-	-	<b>\$236,000</b>
<b>PA75200232</b>	<b>PALOMINO PARK</b>						
	Construct improvements and equip Palomino Park, 31st St and Marconi.						
	Estimated full-year ongoing operating costs:	\$199,000					
	Equipment	35,000	-	-	-	-	35,000
	Construction	227,350	-	-	-	-	227,350
	<b>Project Total</b>	<b>\$262,350</b>	-	-	-	-	<b>\$262,350</b>
	2001 Parks, Recreation & Open Space Bonds	262,350	-	-	-	-	262,350
	<b>Funding Total</b>	<b>\$262,350</b>	-	-	-	-	<b>\$262,350</b>
<b>PA75200234</b>	<b>PAPAGO PARK</b>						
	Design and construct improvements to Papago Park, Van Buren St and Galvin Parkway.						
	Construction	528,449	-	-	-	-	528,449
	<b>Project Total</b>	<b>\$528,449</b>	-	-	-	-	<b>\$528,449</b>
	Parks & Preserves Initiative Revenue	454,067	-	-	-	-	454,067
	2001 Parks, Recreation & Open Space Bonds	74,382	-	-	-	-	74,382
	<b>Funding Total</b>	<b>\$528,449</b>	-	-	-	-	<b>\$528,449</b>
<b>PA75200236</b>	<b>KUBAN SCHOOL PARK INITIAL DEVELOPMENT</b>						
	Construct initial improvements and equip Kuban School Park, 23rd Ave and Buckeye.						
	Estimated full-year ongoing operating costs:	\$98,000					
	Construction	1,208,774	-	-	-	-	1,208,774
	<b>Project Total</b>	<b>\$1,208,774</b>	-	-	-	-	<b>\$1,208,774</b>
	Parks Capital Gifts	25,000	-	-	-	-	25,000
	Parks & Preserves Initiative Revenue	700,000	-	-	-	-	700,000
	2001 Parks, Recreation & Open Space Bonds	483,774	-	-	-	-	483,774
	<b>Funding Total</b>	<b>\$1,208,774</b>	-	-	-	-	<b>\$1,208,774</b>
<b>PA75200238</b>	<b>PARADISE VALLEY PARK</b>						
	Final costs to construct improvements at the Paradise Valley Park, 17642 N. 40th St.						
	Estimated full-year ongoing operating costs:	\$490,000					
	Construction	72,480	-	-	-	-	72,480
	<b>Project Total</b>	<b>\$72,480</b>	-	-	-	-	<b>\$72,480</b>
	2001 Parks, Recreation & Open Space Bonds	72,480	-	-	-	-	72,480
	<b>Funding Total</b>	<b>\$72,480</b>	-	-	-	-	<b>\$72,480</b>
<b>PA75200239</b>	<b>JADE PARK</b>						
	Construct improvements and equip Jade Park.						
	Estimated full-year ongoing operating costs:	\$94,000					
	Equipment	8,000	-	-	-	-	8,000
	Construction	289,080	-	-	-	-	289,080
	<b>Project Total</b>	<b>\$297,080</b>	-	-	-	-	<b>\$297,080</b>
	2001 Parks, Recreation & Open Space Bonds	297,080	-	-	-	-	297,080
	<b>Funding Total</b>	<b>\$297,080</b>	-	-	-	-	<b>\$297,080</b>

**City of Phoenix, Arizona**  
**2007-2012 Capital Improvement Program**  
**Parks, Recreation and Mountain Preserves**

<b>Project No.</b>	<b>Project Title</b>	<b>2007-08</b>	<b>2008-09</b>	<b>2009-10</b>	<b>2010-11</b>	<b>2011-12</b>	<b>Total</b>
<b>PA75200245</b>	<b>RIO SALADO OESTE</b>						
	Acquire land and design and construct habitat amenities for Rio Salado Oeste.						
	Land Acquisition	-	-	-	4,257,000	-	4,257,000
	Construction	-	-	217,800	517,770	-	735,570
	<b>Project Total</b>	-	-	<b>\$217,800</b>	<b>\$4,774,770</b>	-	<b>\$4,992,570</b>
	2006 Parks and Open Spaces Bonds	-	-	217,800	4,774,770	-	4,992,570
	<b>Funding Total</b>	-	-	<b>\$217,800</b>	<b>\$4,774,770</b>	-	<b>\$4,992,570</b>
<b>PA75200253</b>	<b>LA PRADERA PARK</b>						
	Construct improvements to soccer field at La Pradera Park.						
	Construction	16,000	-	-	-	-	16,000
	<b>Project Total</b>	<b>\$16,000</b>	-	-	-	-	<b>\$16,000</b>
	Parks & Preserves Initiative Revenue	16,000	-	-	-	-	16,000
	<b>Funding Total</b>	<b>\$16,000</b>	-	-	-	-	<b>\$16,000</b>
<b>PA75200266</b>	<b>CAVE CREEK PARK DEVELOPMENT</b>						
	Construct new park at Cave Creek Road and Tatum Boulevard.						
	Construction	647,815	-	-	-	-	647,815
	<b>Project Total</b>	<b>\$647,815</b>	-	-	-	-	<b>\$647,815</b>
	Parks & Preserves Initiative Revenue	145,343	-	-	-	-	145,343
	Impact Fee - Desert View, Parks	502,472	-	-	-	-	502,472
	<b>Funding Total</b>	<b>\$647,815</b>	-	-	-	-	<b>\$647,815</b>
<b>PA75200268</b>	<b>LAVEEN CONVEYANCE CHANNEL</b>						
	Construct trails and landscaping for 6 mile flood control channel, 43rd Ave/Southern to 71st Ave/Baseline.						
	Construction	1,000,000	-	-	-	-	1,000,000
	<b>Project Total</b>	<b>\$1,000,000</b>	-	-	-	-	<b>\$1,000,000</b>
	Impact Fee - Southwest, Parks	1,000,000	-	-	-	-	1,000,000
	<b>Funding Total</b>	<b>\$1,000,000</b>	-	-	-	-	<b>\$1,000,000</b>
<b>PA75200277</b>	<b>CIELITO PARK RESTROOM</b>						
	Construct a new restroom at Cielito Park, 35th Ave and Campbell.						
	Construction	300,000	-	-	-	-	300,000
	<b>Project Total</b>	<b>\$300,000</b>	-	-	-	-	<b>\$300,000</b>
	Parks & Preserves Initiative Revenue	100,000	-	-	-	-	100,000
	Community Development Block Grant	100,000	-	-	-	-	100,000
	2001 Parks, Recreation & Open Space Bonds	100,000	-	-	-	-	100,000
	<b>Funding Total</b>	<b>\$300,000</b>	-	-	-	-	<b>\$300,000</b>
<b>PA75200288</b>	<b>REACH 11 MITIGATION</b>						
	Construct improvements at Reach 11 Park at 19226 N. Tatum Boulevard.						
	Construction	25,000	-	-	-	-	25,000
	<b>Project Total</b>	<b>\$25,000</b>	-	-	-	-	<b>\$25,000</b>
	1988 Parks and Recreational Facilities Bonds	25,000	-	-	-	-	25,000
	<b>Funding Total</b>	<b>\$25,000</b>	-	-	-	-	<b>\$25,000</b>



**City of Phoenix, Arizona**  
**2007-2012 Capital Improvement Program**  
**Parks, Recreation and Mountain Preserves**

<b>Project No.</b>	<b>Project Title</b>	<b>2007-08</b>	<b>2008-09</b>	<b>2009-10</b>	<b>2010-11</b>	<b>2011-12</b>	<b>Total</b>
<b>PA75200308</b>	<b>31ST AVE AND ROESER</b>						
	Develop 40 acre park site.						
	Estimated full-year ongoing operating costs:	\$375,000					
	Design	367,764	-	-	-	-	367,764
	Construction	3,900,000	-	-	-	-	3,900,000
	<b>Project Total</b>	<b>\$4,267,764</b>	<b>-</b>	<b>-</b>	<b>-</b>	<b>-</b>	<b>\$4,267,764</b>
	Impact Fee - Southwest, Parks	4,267,764	-	-	-	-	4,267,764
	<b>Funding Total</b>	<b>\$4,267,764</b>	<b>-</b>	<b>-</b>	<b>-</b>	<b>-</b>	<b>\$4,267,764</b>
<b>PA75200311</b>	<b>UNNAMED PARK 52ND ST / DOVE VALLEY RD</b>						
	Initial park development at 52nd St and Dove Valley Rd.						
	Construction	914,730	-	-	-	-	914,730
	<b>Project Total</b>	<b>\$914,730</b>	<b>-</b>	<b>-</b>	<b>-</b>	<b>-</b>	<b>\$914,730</b>
	Parks Land Sale Proceeds	914,730	-	-	-	-	914,730
	<b>Funding Total</b>	<b>\$914,730</b>	<b>-</b>	<b>-</b>	<b>-</b>	<b>-</b>	<b>\$914,730</b>
<b>PA75200316</b>	<b>MOUNTAIN VIEW TENNIS CENTER</b>						
	Upgrade and renovate mechanical system and roofing, replace and/or repave the parking lots, and resurface the tennis courts.						
	Estimated full-year ongoing operating costs:	\$62,000					
	Design	236,610	-	-	-	-	236,610
	Construction	753,390	-	-	-	-	753,390
	<b>Project Total</b>	<b>\$990,000</b>	<b>-</b>	<b>-</b>	<b>-</b>	<b>-</b>	<b>\$990,000</b>
	2006 Parks and Open Spaces Bonds	990,000	-	-	-	-	990,000
	<b>Funding Total</b>	<b>\$990,000</b>	<b>-</b>	<b>-</b>	<b>-</b>	<b>-</b>	<b>\$990,000</b>
<b>PA75200317</b>	<b>HOPE VI PARK DEVELOPMENT</b>						
	Replace Los Ninos Park and renovate the building interiors of up to five historical buildings for public recreation use.						
	Estimated full-year ongoing operating costs:	\$164,000					
	Equipment	-	135,000	-	-	-	135,000
	Design	373,200	-	-	-	-	373,200
	Construction	-	1,767,150	-	-	-	1,767,150
	<b>Project Total</b>	<b>\$373,200</b>	<b>\$1,902,150</b>	<b>-</b>	<b>-</b>	<b>-</b>	<b>\$2,275,350</b>
	2006 Parks and Open Spaces Bonds	373,200	1,902,150	-	-	-	2,275,350
	<b>Funding Total</b>	<b>\$373,200</b>	<b>\$1,902,150</b>	<b>-</b>	<b>-</b>	<b>-</b>	<b>\$2,275,350</b>
<b>PA75200323</b>	<b>PIERCE PARK LIGHTING</b>						
	Install security and sports lighting at Pierce Park, 2150 North 46th St.						
	Construction	7,288	-	-	-	-	7,288
	<b>Project Total</b>	<b>\$7,288</b>	<b>-</b>	<b>-</b>	<b>-</b>	<b>-</b>	<b>\$7,288</b>
	Parks & Preserves Initiative Revenue	7,288	-	-	-	-	7,288
	<b>Funding Total</b>	<b>\$7,288</b>	<b>-</b>	<b>-</b>	<b>-</b>	<b>-</b>	<b>\$7,288</b>
<b>PA75200326</b>	<b>DEER VALLEY PK LIGHTING</b>						
	Install new sports field lighting for an existing soccer field at Deer Valley Park, 19602 North 19th Ave.						
	Construction	188,231	-	-	-	-	188,231
	<b>Project Total</b>	<b>\$188,231</b>	<b>-</b>	<b>-</b>	<b>-</b>	<b>-</b>	<b>\$188,231</b>
	2001 Parks, Recreation & Open Space Bonds	188,231	-	-	-	-	188,231
	<b>Funding Total</b>	<b>\$188,231</b>	<b>-</b>	<b>-</b>	<b>-</b>	<b>-</b>	<b>\$188,231</b>

**City of Phoenix, Arizona**  
**2007-2012 Capital Improvement Program**  
**Parks, Recreation and Mountain Preserves**

<b>Project No.</b>	<b>Project Title</b>	<b>2007-08</b>	<b>2008-09</b>	<b>2009-10</b>	<b>2010-11</b>	<b>2011-12</b>	<b>Total</b>
<b>PA75200329</b>	<b>CAMELBACK RANCH PK SEWER</b>						
				<b>Function: General Park Development</b>		<b>District: 5</b>	
	Upgrade the water and sewer systems for Camelback Ranch Park, 107th Ave and Camelback.						
Construction		37,280	-	-	-	-	37,280
<b>Project Total</b>		<b>\$37,280</b>	-	-	-	-	<b>\$37,280</b>
Parks & Preserves Initiative Revenue		37,280	-	-	-	-	37,280
<b>Funding Total</b>		<b>\$37,280</b>	-	-	-	-	<b>\$37,280</b>
<b>PA75200332</b>	<b>SKUNK CREEK ENTRY</b>						
				<b>Function: General Park Development</b>		<b>District: 1</b>	
	Construct an entry feature to the future park location at the Skunk Creek Landfill, Happy Valley Road and I-17.						
Construction		300,000	-	-	-	-	300,000
<b>Project Total</b>		<b>\$300,000</b>	-	-	-	-	<b>\$300,000</b>
Parks Land Sale Proceeds		300,000	-	-	-	-	300,000
<b>Funding Total</b>		<b>\$300,000</b>	-	-	-	-	<b>\$300,000</b>
<b>PA75200334</b>	<b>WATER MANAGEMENT</b>						
				<b>Function: General Park Development</b>		<b>District: Citywide</b>	
	Modernize several park facilities using high-tech water conservation equipment.						
	Estimated full-year ongoing operating costs: \$308,000						
Equipment		-	-	174,000	-	-	174,000
Construction		-	-	164,340	158,400	-	322,740
<b>Project Total</b>		-	-	<b>\$338,340</b>	<b>\$158,400</b>	-	<b>\$496,740</b>
2006 Parks and Open Spaces Bonds		-	-	338,340	158,400	-	496,740
<b>Funding Total</b>		-	-	<b>\$338,340</b>	<b>\$158,400</b>	-	<b>\$496,740</b>
<b>PA75200335</b>	<b>CORONADO PARK</b>						
				<b>Function: General Park Development</b>		<b>District: 7</b>	
	Replace the existing restroom building and construct Americans with Disabilities pathways and new amenities.						
	Estimated full-year ongoing operating costs: \$93,000						
Design		342,540	-	-	-	-	342,540
Construction		-	-	944,460	-	-	944,460
<b>Project Total</b>		<b>\$342,540</b>	-	<b>\$944,460</b>	-	-	<b>\$1,287,000</b>
2006 Parks and Open Spaces Bonds		342,540	-	944,460	-	-	1,287,000
<b>Funding Total</b>		<b>\$342,540</b>	-	<b>\$944,460</b>	-	-	<b>\$1,287,000</b>
<b>PA75200336</b>	<b>PAPAGO PARK</b>						
				<b>Function: General Park Development</b>		<b>District: 6</b>	
	Replace restrooms and ramadas, renovate archery range and office, and upgrade utilities.						
Design		-	269,280	-	-	-	269,280
Construction		-	-	720,720	-	-	720,720
<b>Project Total</b>		-	<b>\$269,280</b>	<b>\$720,720</b>	-	-	<b>\$990,000</b>
2006 Parks and Open Spaces Bonds		-	269,280	720,720	-	-	990,000
<b>Funding Total</b>		-	<b>\$269,280</b>	<b>\$720,720</b>	-	-	<b>\$990,000</b>
<b>PA75200337</b>	<b>PARK DEVELOPMENT, 32ND AVE AND MCDOWELL</b>						
				<b>Function: General Park Development</b>		<b>District: 4</b>	
	Develop a 10-acre park at 32nd Ave and McDowell.						
	Estimated full-year ongoing operating costs: \$59,000						
Design		-	546,480	-	-	-	546,480
Construction		-	-	1,433,520	-	-	1,433,520
<b>Project Total</b>		-	<b>\$546,480</b>	<b>\$1,433,520</b>	-	-	<b>\$1,980,000</b>
2006 Parks and Open Spaces Bonds		-	546,480	1,433,520	-	-	1,980,000
<b>Funding Total</b>		-	<b>\$546,480</b>	<b>\$1,433,520</b>	-	-	<b>\$1,980,000</b>

**City of Phoenix, Arizona**  
**2007-2012 Capital Improvement Program**  
**Parks, Recreation and Mountain Preserves**

<b>Project No.</b>	<b>Project Title</b>	<b>2007-08</b>	<b>2008-09</b>	<b>2009-10</b>	<b>2010-11</b>	<b>2011-12</b>	<b>Total</b>
<b>PA75200338</b>	<b>REACH 11 SPORTS COMPLEX</b>						
	Design and construct a new soccer stadium at the Reach 11 sports complex site.						
	Estimated full-year ongoing operating costs:	\$638,000					
	Equipment	262,000	-	-	-	-	262,000
	Design	2,346,317	-	-	-	-	2,346,317
	Construction	8,085,330	-	-	-	-	8,085,330
	<b>Project Total</b>	<b>\$10,693,647</b>	<b>-</b>	<b>-</b>	<b>-</b>	<b>-</b>	<b>\$10,693,647</b>
	2006 Parks and Open Spaces Bonds	10,693,647	-	-	-	-	10,693,647
	<b>Funding Total</b>	<b>\$10,693,647</b>	<b>-</b>	<b>-</b>	<b>-</b>	<b>-</b>	<b>\$10,693,647</b>
<b>PA75200339</b>	<b>SURVEY - PARKS BUILDINGS</b>						
	Obtain consultant to evaluate condition of parks and parks buildings and provide estimates for use in future bond programs.						
	Design	890,000	-	-	-	-	890,000
	<b>Project Total</b>	<b>\$890,000</b>	<b>-</b>	<b>-</b>	<b>-</b>	<b>-</b>	<b>\$890,000</b>
	2006 Parks and Open Spaces Bonds	890,000	-	-	-	-	890,000
	<b>Funding Total</b>	<b>\$890,000</b>	<b>-</b>	<b>-</b>	<b>-</b>	<b>-</b>	<b>\$890,000</b>
<b>PA75200340</b>	<b>TECHNOLOGY UPGRADES</b>						
	Acquire and construct department-wide computer connectivity for up to 28 community centers and up to 29 pool sites.						
	Equipment	359,556	-	-	-	-	359,556
	<b>Project Total</b>	<b>\$359,556</b>	<b>-</b>	<b>-</b>	<b>-</b>	<b>-</b>	<b>\$359,556</b>
	2006 Parks and Open Spaces Bonds	359,556	-	-	-	-	359,556
	<b>Funding Total</b>	<b>\$359,556</b>	<b>-</b>	<b>-</b>	<b>-</b>	<b>-</b>	<b>\$359,556</b>
<b>PA75200341</b>	<b>CIELITO PARK</b>						
	Upgrade and renovate sports fields, restroom, and basketball court and construct new amenities.						
	Design	-	-	355,410	-	-	355,410
	Construction	-	-	-	931,590	-	931,590
	<b>Project Total</b>	<b>-</b>	<b>-</b>	<b>\$355,410</b>	<b>\$931,590</b>	<b>-</b>	<b>\$1,287,000</b>
	2006 Parks and Open Spaces Bonds	-	-	355,410	931,590	-	1,287,000
	<b>Funding Total</b>	<b>-</b>	<b>-</b>	<b>\$355,410</b>	<b>\$931,590</b>	<b>-</b>	<b>\$1,287,000</b>
<b>PA75200342</b>	<b>FALCON PARK PLAYGROUND</b>						
	Install playground equipment at Falcon Park, 35th Ave and Roosevelt.						
	Construction	150,000	-	-	-	-	150,000
	<b>Project Total</b>	<b>\$150,000</b>	<b>-</b>	<b>-</b>	<b>-</b>	<b>-</b>	<b>\$150,000</b>
	Parks & Preserves Initiative Revenue	150,000	-	-	-	-	150,000
	<b>Funding Total</b>	<b>\$150,000</b>	<b>-</b>	<b>-</b>	<b>-</b>	<b>-</b>	<b>\$150,000</b>
<b>PA75200344</b>	<b>WASHINGTON PARK SPORTS LIGHTS</b>						
	Install sports lighting at Washington Park, 23rd Ave & Maryland.						
	Construction	250,000	-	-	-	-	250,000
	<b>Project Total</b>	<b>\$250,000</b>	<b>-</b>	<b>-</b>	<b>-</b>	<b>-</b>	<b>\$250,000</b>
	Parks & Preserves Initiative Revenue	250,000	-	-	-	-	250,000
	<b>Funding Total</b>	<b>\$250,000</b>	<b>-</b>	<b>-</b>	<b>-</b>	<b>-</b>	<b>\$250,000</b>

**City of Phoenix, Arizona**  
**2007-2012 Capital Improvement Program**  
**Parks, Recreation and Mountain Preserves**

<b>Project No.</b>	<b>Project Title</b>	<b>2007-08</b>	<b>2008-09</b>	<b>2009-10</b>	<b>2010-11</b>	<b>2011-12</b>	<b>Total</b>
<b>PA75200345</b>	<b>HERMOSO PARK SPORTS LIGHTS</b>						
	Install sports lighting at Hermoso Park, 2030 East Southern Ave.						
	Construction	250,000	-	-	-	-	250,000
	<b>Project Total</b>	<b>\$250,000</b>	-	-	-	-	<b>\$250,000</b>
	Parks & Preserves Initiative Revenue	250,000	-	-	-	-	250,000
	<b>Funding Total</b>	<b>\$250,000</b>	-	-	-	-	<b>\$250,000</b>
<b>PA75200346</b>	<b>CENTRAL AVE AND BEARDSLEY PARK</b>						
	Develop a neighborhood park at Central Ave and Beardsley Road.						
	Construction	-	1,500,000	-	-	-	1,500,000
	<b>Project Total</b>	-	<b>\$1,500,000</b>	-	-	-	<b>\$1,500,000</b>
	Parks & Preserves Initiative Revenue	-	1,500,000	-	-	-	1,500,000
	<b>Funding Total</b>	-	<b>\$1,500,000</b>	-	-	-	<b>\$1,500,000</b>
<b>PA75200347</b>	<b>17TH AVE AND FRYE PARK</b>						
	Develop a neighborhood park at 17th Ave and Frye.						
	Construction	-	1,000,000	-	-	-	1,000,000
	<b>Project Total</b>	-	<b>\$1,000,000</b>	-	-	-	<b>\$1,000,000</b>
	Parks & Preserves Initiative Revenue	-	1,000,000	-	-	-	1,000,000
	<b>Funding Total</b>	-	<b>\$1,000,000</b>	-	-	-	<b>\$1,000,000</b>
<b>PA75200349</b>	<b>SPORTS FIELDS AND LIGHTS</b>						
	Construct sports fields and lighting citywide.						
	Estimated full-year ongoing operating costs:	\$158,000					
	Equipment	-	-	62,000	-	-	62,000
	Design	-	740,520	-	-	-	740,520
	Construction	-	-	1,970,100	-	-	1,970,100
	<b>Project Total</b>	-	<b>\$740,520</b>	<b>\$2,032,100</b>	-	-	<b>\$2,772,620</b>
	2006 Parks and Open Spaces Bonds	-	740,520	2,032,100	-	-	2,772,620
	<b>Funding Total</b>	-	<b>\$740,520</b>	<b>\$2,032,100</b>	-	-	<b>\$2,772,620</b>
<b>PA75200351</b>	<b>PAPAGO PARK HUNT'S TOMB</b>						
	Renovate the exterior of this memorial at Papago Park.						
	Construction	40,000	-	-	-	-	40,000
	<b>Project Total</b>	<b>\$40,000</b>	-	-	-	-	<b>\$40,000</b>
	Parks & Preserves Initiative Revenue	40,000	-	-	-	-	40,000
	<b>Funding Total</b>	<b>\$40,000</b>	-	-	-	-	<b>\$40,000</b>
<b>PA75200356</b>	<b>MARYVALE LANDSCAPE 43RD/83RD AVES</b>						
	Provide Maryvale streetscaping from 43rd Ave to 83rd Ave.						
	Construction	200,000	-	-	-	-	200,000
	<b>Project Total</b>	<b>\$200,000</b>	-	-	-	-	<b>\$200,000</b>
	Community Development Block Grant	200,000	-	-	-	-	200,000
	<b>Funding Total</b>	<b>\$200,000</b>	-	-	-	-	<b>\$200,000</b>

**City of Phoenix, Arizona**  
**2007-2012 Capital Improvement Program**  
**Parks, Recreation and Mountain Preserves**

<b>Project No.</b>	<b>Project Title</b>	<b>2007-08</b>	<b>2008-09</b>	<b>2009-10</b>	<b>2010-11</b>	<b>2011-12</b>	<b>Total</b>
<b>PA75200357</b>	<b>SHERMAN PARKWAY PLAYGROUND EQUIPMENT</b>						
	Function: General Park Development						
	District: 7						
	Construct and install playground equipment.						
Construction		98,162	-	-	-	-	98,162
<b>Project Total</b>		<b>\$98,162</b>	-	-	-	-	<b>\$98,162</b>
Community Development Block Grant		98,162	-	-	-	-	98,162
<b>Funding Total</b>		<b>\$98,162</b>	-	-	-	-	<b>\$98,162</b>
<b>PA75200359</b>	<b>CAVE CREEK PARK - ROSE MOFFORD PLAYGROUND</b>						
	Function: General Park Development						
	District: 3						
	Construct and install playground equipment.						
Construction		177,578	-	-	-	-	177,578
<b>Project Total</b>		<b>\$177,578</b>	-	-	-	-	<b>\$177,578</b>
2001 Parks, Recreation & Open Space Bonds		177,578	-	-	-	-	177,578
<b>Funding Total</b>		<b>\$177,578</b>	-	-	-	-	<b>\$177,578</b>
<b>PA75200360</b>	<b>CAVE CREEK PARK LIGHTING</b>						
	Function: General Park Development						
	District: 3						
	Rehabilitate lighting of sports fields.						
Construction		430,844	-	-	-	-	430,844
<b>Project Total</b>		<b>\$430,844</b>	-	-	-	-	<b>\$430,844</b>
2001 Parks, Recreation & Open Space Bonds		430,844	-	-	-	-	430,844
<b>Funding Total</b>		<b>\$430,844</b>	-	-	-	-	<b>\$430,844</b>
<b>PA75200361</b>	<b>NORTON HOUSE (ENCANTO PARK)</b>						
	Function: General Park Development						
	District: 7						
	Assess the condition of Norton House.						
Construction		25,000	-	-	-	-	25,000
<b>Project Total</b>		<b>\$25,000</b>	-	-	-	-	<b>\$25,000</b>
Parks & Preserves Initiative Revenue		25,000	-	-	-	-	25,000
<b>Funding Total</b>		<b>\$25,000</b>	-	-	-	-	<b>\$25,000</b>
<b>PA75200362</b>	<b>STEELE INDIAN SCHOOL PARK RAMADA</b>						
	Function: General Park Development						
	District: 4						
	Design and construct a ramada at Steele Indian School Park.						
Construction		1,042,430	-	-	-	-	1,042,430
<b>Project Total</b>		<b>\$1,042,430</b>	-	-	-	-	<b>\$1,042,430</b>
Parks Capital Gifts		1,042,430	-	-	-	-	1,042,430
<b>Funding Total</b>		<b>\$1,042,430</b>	-	-	-	-	<b>\$1,042,430</b>
<b>PA75200364</b>	<b>RIO SALADO HABITAT PROJECT AND AUDUBON PARKING LOT</b>						
	Function: General Park Development						
	District: 7						
	Construct a parking lot.						
Construction		173,968	-	-	-	-	173,968
<b>Project Total</b>		<b>\$173,968</b>	-	-	-	-	<b>\$173,968</b>
Parks CIP Grants		173,968	-	-	-	-	173,968
<b>Funding Total</b>		<b>\$173,968</b>	-	-	-	-	<b>\$173,968</b>

**City of Phoenix, Arizona**  
**2007-2012 Capital Improvement Program**  
**Parks, Recreation and Mountain Preserves**

<b>Project No.</b>	<b>Project Title</b>	<b>2007-08</b>	<b>2008-09</b>	<b>2009-10</b>	<b>2010-11</b>	<b>2011-12</b>	<b>Total</b>
<b>PA75200367</b>	<b>PARK DEVELOPMENT 47TH AVE / ALTA VISTA</b>						
Develop a neighborhood park at 47th Ave and Alta Vista.							
Design		600,000	-	-	-	-	600,000
Construction		4,200,000	-	-	-	-	4,200,000
<b>Project Total</b>		<b>\$4,800,000</b>	-	-	-	-	<b>\$4,800,000</b>
Impact Fee - Southwest, Parks		4,800,000	-	-	-	-	4,800,000
<b>Funding Total</b>		<b>\$4,800,000</b>	-	-	-	-	<b>\$4,800,000</b>
<b>PA75200368</b>	<b>PARK DEVELOPMENT 99TH AVE / LOWER BUCKEYE</b>						
Develop a neighborhood park.							
Design		200,000	-	-	-	-	200,000
<b>Project Total</b>		<b>\$200,000</b>	-	-	-	-	<b>\$200,000</b>
Impact Fee - Southwest, Parks		200,000	-	-	-	-	200,000
<b>Funding Total</b>		<b>\$200,000</b>	-	-	-	-	<b>\$200,000</b>
<b>PA75200369</b>	<b>PARK DEVELOPMENT 87TH AVE/BUCKEYE</b>						
Develop a neighborhood park at 87th Ave and Buckeye.							
Design		639,000	-	-	-	-	639,000
Construction		4,000,000	-	-	-	-	4,000,000
<b>Project Total</b>		<b>\$4,639,000</b>	-	-	-	-	<b>\$4,639,000</b>
Impact Fee - Southwest, Parks		4,639,000	-	-	-	-	4,639,000
<b>Funding Total</b>		<b>\$4,639,000</b>	-	-	-	-	<b>\$4,639,000</b>
<b>PA75200370</b>	<b>PIERCE PARK RESTROOM</b>						
Construct a new restroom at Pierce Park, 2150 N. 46th St.							
Construction		350,000	-	-	-	-	350,000
<b>Project Total</b>		<b>\$350,000</b>	-	-	-	-	<b>\$350,000</b>
Parks & Preserves Initiative Revenue		350,000	-	-	-	-	350,000
<b>Funding Total</b>		<b>\$350,000</b>	-	-	-	-	<b>\$350,000</b>
<b>PA75200371</b>	<b>ROYAL PALM PARK PLAYGROUND / STRUCTURES</b>						
Construct and install playground equipment at Royal Palm Park, 15th Ave and Butler.							
Construction		150,000	-	-	-	-	150,000
<b>Project Total</b>		<b>\$150,000</b>	-	-	-	-	<b>\$150,000</b>
Parks & Preserves Initiative Revenue		150,000	-	-	-	-	150,000
<b>Funding Total</b>		<b>\$150,000</b>	-	-	-	-	<b>\$150,000</b>
<b>PA75200372</b>	<b>CORTEZ PARK SIDEWALK REPAIR</b>						
Repair sidewalks at Cortez Park, 35th Ave and Dunlap.							
Construction		16,000	-	-	-	-	16,000
<b>Project Total</b>		<b>\$16,000</b>	-	-	-	-	<b>\$16,000</b>
Parks & Preserves Initiative Revenue		16,000	-	-	-	-	16,000
<b>Funding Total</b>		<b>\$16,000</b>	-	-	-	-	<b>\$16,000</b>

**City of Phoenix, Arizona**  
**2007-2012 Capital Improvement Program**  
**Parks, Recreation and Mountain Preserves**

<b>Project No.</b>	<b>Project Title</b>	<b>2007-08</b>	<b>2008-09</b>	<b>2009-10</b>	<b>2010-11</b>	<b>2011-12</b>	<b>Total</b>
<b>PA75200373</b>	<b>CACTUS PARK SIDEWALK REPAIR</b> Repair sidewalks at Cactus Park, 3801 W. Cactus Rd.						
				<b>Function: General Park Development</b>		<b>District: 1</b>	
	Construction	10,000	-	-	-	-	10,000
	<b>Project Total</b>	<b>\$10,000</b>	-	-	-	-	<b>\$10,000</b>
	Parks & Preserves Initiative Revenue	10,000	-	-	-	-	10,000
	<b>Funding Total</b>	<b>\$10,000</b>	-	-	-	-	<b>\$10,000</b>
<b>PA75200374</b>	<b>WASHINGTON PARK SIDEWALK REPAIR</b> Repair sidewalks at Washington Park, 23rd Ave and Maryland.						
				<b>Function: General Park Development</b>		<b>District: 5</b>	
	Construction	10,000	-	-	-	-	10,000
	<b>Project Total</b>	<b>\$10,000</b>	-	-	-	-	<b>\$10,000</b>
	Parks & Preserves Initiative Revenue	10,000	-	-	-	-	10,000
	<b>Funding Total</b>	<b>\$10,000</b>	-	-	-	-	<b>\$10,000</b>
<b>PA75200375</b>	<b>MOUNTAIN VIEW PARK SAND REPLACEMENT</b> Replace sand at Mountain View Park, 7th Ave and Cinnabar.						
				<b>Function: General Park Development</b>		<b>District: 3</b>	
	Construction	6,000	-	-	-	-	6,000
	<b>Project Total</b>	<b>\$6,000</b>	-	-	-	-	<b>\$6,000</b>
	Parks & Preserves Initiative Revenue	6,000	-	-	-	-	6,000
	<b>Funding Total</b>	<b>\$6,000</b>	-	-	-	-	<b>\$6,000</b>
<b>PA75200376</b>	<b>LINDO PARK RESTROOM</b> Construct a new restroom at Lindo Park, 2230 W. Roeser.						
				<b>Function: General Park Development</b>		<b>District: 7</b>	
	Construction	350,000	-	-	-	-	350,000
	<b>Project Total</b>	<b>\$350,000</b>	-	-	-	-	<b>\$350,000</b>
	Parks & Preserves Initiative Revenue	350,000	-	-	-	-	350,000
	<b>Funding Total</b>	<b>\$350,000</b>	-	-	-	-	<b>\$350,000</b>
<b>PA75200377</b>	<b>SUENO PARK PLAYGROUND / STRUCTURE</b> Construct and install playground equipment at Sueno Park, 43rd Ave and Encanto.						
				<b>Function: General Park Development</b>		<b>District: 4</b>	
	Construction	150,000	-	-	-	-	150,000
	<b>Project Total</b>	<b>\$150,000</b>	-	-	-	-	<b>\$150,000</b>
	Parks & Preserves Initiative Revenue	150,000	-	-	-	-	150,000
	<b>Funding Total</b>	<b>\$150,000</b>	-	-	-	-	<b>\$150,000</b>
<b>PA75200378</b>	<b>ARCADIA PARK PLAYGROUND / STRUCTURE</b> Construct and install playground equipment at Arcadia Park, 56th St and Osborn.						
				<b>Function: General Park Development</b>		<b>District: 6</b>	
	Construction	150,000	-	-	-	-	150,000
	<b>Project Total</b>	<b>\$150,000</b>	-	-	-	-	<b>\$150,000</b>
	Parks & Preserves Initiative Revenue	150,000	-	-	-	-	150,000
	<b>Funding Total</b>	<b>\$150,000</b>	-	-	-	-	<b>\$150,000</b>

**City of Phoenix, Arizona**  
**2007-2012 Capital Improvement Program**  
**Parks, Recreation and Mountain Preserves**

<b>Project No.</b>	<b>Project Title</b>	<b>2007-08</b>	<b>2008-09</b>	<b>2009-10</b>	<b>2010-11</b>	<b>2011-12</b>	<b>Total</b>
<b>PA75200382</b>	<b>MARYVALE PARK SHADE STRUCTURE</b>						
	Construct a shade structure.						
	Construction	20,000	-	-	-	-	20,000
	<b>Project Total</b>	<b>\$20,000</b>	-	-	-	-	<b>\$20,000</b>
	2006 Affordable Housing & Neighborhood Revitalization Bonds	20,000	-	-	-	-	20,000
	<b>Funding Total</b>	<b>\$20,000</b>	-	-	-	-	<b>\$20,000</b>
<b>PA75200383</b>	<b>SUENO PARK PATHS AND LIGHTS</b>						
	Construct a walking path and security lighting.						
	Construction	130,000	-	-	-	-	130,000
	<b>Project Total</b>	<b>\$130,000</b>	-	-	-	-	<b>\$130,000</b>
	2006 Affordable Housing & Neighborhood Revitalization Bonds	130,000	-	-	-	-	130,000
	<b>Funding Total</b>	<b>\$130,000</b>	-	-	-	-	<b>\$130,000</b>
<b>PA75300027</b>	<b>BOYS AND GIRLS CLUB</b>						
	Provide partial funding for construction of a Boys and Girls Club.						
	Construction	1,175,130	309,870	-	-	-	1,485,000
	<b>Project Total</b>	<b>\$1,175,130</b>	<b>\$309,870</b>	-	-	-	<b>\$1,485,000</b>
	2006 Parks and Open Spaces Bonds	1,175,130	309,870	-	-	-	1,485,000
	<b>Funding Total</b>	<b>\$1,175,130</b>	<b>\$309,870</b>	-	-	-	<b>\$1,485,000</b>
<b>PA75400001</b>	<b>YMCA MARYVALE BRANCH</b>						
	Provide partial funding for construction of a gymnasium at the Maryvale branch of the YMCA.						
	Construction	346,500	-	-	-	-	346,500
	<b>Project Total</b>	<b>\$346,500</b>	-	-	-	-	<b>\$346,500</b>
	2006 Parks and Open Spaces Bonds	346,500	-	-	-	-	346,500
	<b>Funding Total</b>	<b>\$346,500</b>	-	-	-	-	<b>\$346,500</b>
<b>PA75400004</b>	<b>RIO SALADO AUDUBON CENTER</b>						
	Provide partial funding for construction of an Audubon Center at Rio Salado.						
	Construction	990,000	-	-	-	-	990,000
	<b>Project Total</b>	<b>\$990,000</b>	-	-	-	-	<b>\$990,000</b>
	2006 Parks and Open Spaces Bonds	990,000	-	-	-	-	990,000
	<b>Funding Total</b>	<b>\$990,000</b>	-	-	-	-	<b>\$990,000</b>
<b>PA75400005</b>	<b>SALVATION ARMY - SOUTH MOUNTAIN CENTER</b>						
	Provide partial funding for offsite improvements associated with construction of a Salvation Army - South Mountain Center.						
	Construction	1,386,000	-	-	-	-	1,386,000
	<b>Project Total</b>	<b>\$1,386,000</b>	-	-	-	-	<b>\$1,386,000</b>
	2006 Parks and Open Spaces Bonds	1,386,000	-	-	-	-	1,386,000
	<b>Funding Total</b>	<b>\$1,386,000</b>	-	-	-	-	<b>\$1,386,000</b>

**City of Phoenix, Arizona**  
**2007-2012 Capital Improvement Program**  
**Parks, Recreation and Mountain Preserves**

<b>Project No.</b>	<b>Project Title</b>	<b>2007-08</b>	<b>2008-09</b>	<b>2009-10</b>	<b>2010-11</b>	<b>2011-12</b>	<b>Total</b>
<b>PA75400006</b>	<b>ABIL SPORTS AND RECREATION CENTER</b>						
	Function: Nonprofit Projects						
	District: Citywide						
	Provide funding for construction of a recreation center for A Bridge to Independent Living (ABIL).						
Construction		1,447,380	3,799,620	-	-	-	5,247,000
<b>Project Total</b>		<b>\$1,447,380</b>	<b>\$3,799,620</b>	<b>-</b>	<b>-</b>	<b>-</b>	<b>\$5,247,000</b>
2006 Parks and Open Spaces Bonds		1,447,380	3,799,620	-	-	-	5,247,000
<b>Funding Total</b>		<b>\$1,447,380</b>	<b>\$3,799,620</b>	<b>-</b>	<b>-</b>	<b>-</b>	<b>\$5,247,000</b>
<b>PA75100001</b>	<b>PARK ACQUISITON - DESERT VIEW</b>						
	Function: Park Land Acquisition						
	District: 1 & 2						
	Acquire park land in the Desert View area.						
Land Acquisition		1,404,262	-	-	-	-	1,404,262
<b>Project Total</b>		<b>\$1,404,262</b>	<b>-</b>	<b>-</b>	<b>-</b>	<b>-</b>	<b>\$1,404,262</b>
Impact Fee - Desert View, Parks		1,404,262	-	-	-	-	1,404,262
<b>Funding Total</b>		<b>\$1,404,262</b>	<b>-</b>	<b>-</b>	<b>-</b>	<b>-</b>	<b>\$1,404,262</b>
<b>PA75100017</b>	<b>SONORAN PRESERVE LAND ACQUISITION</b>						
	Function: Park Land Acquisition						
	District: 1 & 2						
	Acquire State land for the Sonoran Preserve.						
	Estimated full-year ongoing operating costs: \$764,702						
Land Acquisition		93,731,188	29,300,000	10,301,000	-	-	133,332,188
<b>Project Total</b>		<b>\$93,731,188</b>	<b>\$29,300,000</b>	<b>\$10,301,000</b>	<b>-</b>	<b>-</b>	<b>\$133,332,188</b>
Parks & Preserves Initiative Revenue		93,731,188	29,300,000	10,301,000	-	-	133,332,188
<b>Funding Total</b>		<b>\$93,731,188</b>	<b>\$29,300,000</b>	<b>\$10,301,000</b>	<b>-</b>	<b>-</b>	<b>\$133,332,188</b>
<b>PA75100019</b>	<b>LAVEEN PARK ACQUISITION</b>						
	Function: Park Land Acquisition						
	District: 7						
	Acquire park sites in the Laveen area.						
Land Acquisition		4,683,622	-	-	-	-	4,683,622
<b>Project Total</b>		<b>\$4,683,622</b>	<b>-</b>	<b>-</b>	<b>-</b>	<b>-</b>	<b>\$4,683,622</b>
Impact Fee - Southwest, Parks		4,683,622	-	-	-	-	4,683,622
<b>Funding Total</b>		<b>\$4,683,622</b>	<b>-</b>	<b>-</b>	<b>-</b>	<b>-</b>	<b>\$4,683,622</b>
<b>PA75100024</b>	<b>NORTH GATEWAY PARK ACQUISITION</b>						
	Function: Park Land Acquisition						
	District: 1						
	Acquire park sites in the North Gateway area.						
Land Acquisition		11,360,438	-	-	-	-	11,360,438
<b>Project Total</b>		<b>\$11,360,438</b>	<b>-</b>	<b>-</b>	<b>-</b>	<b>-</b>	<b>\$11,360,438</b>
Impact Fee - North Gateway, Parks		11,360,438	-	-	-	-	11,360,438
<b>Funding Total</b>		<b>\$11,360,438</b>	<b>-</b>	<b>-</b>	<b>-</b>	<b>-</b>	<b>\$11,360,438</b>
<b>PA75100025</b>	<b>STATE LAND ACQUISITION (AHWATUKEE FOOTHILLS)</b>						
	Function: Park Land Acquisition						
	District: 6						
	Acquire State land in the Ahwatukee Foothills area.						
Land Acquisition		9,967,693	-	4,000,000	4,260,000	-	18,227,693
<b>Project Total</b>		<b>\$9,967,693</b>	<b>-</b>	<b>\$4,000,000</b>	<b>\$4,260,000</b>	<b>-</b>	<b>\$18,227,693</b>
2006 Parks and Open Spaces Bonds		-	-	4,000,000	4,260,000	-	8,260,000
2001 Parks, Recreation & Open Space Bonds		9,967,693	-	-	-	-	9,967,693
<b>Funding Total</b>		<b>\$9,967,693</b>	<b>-</b>	<b>\$4,000,000</b>	<b>\$4,260,000</b>	<b>-</b>	<b>\$18,227,693</b>

**City of Phoenix, Arizona**  
**2007-2012 Capital Improvement Program**  
**Parks, Recreation and Mountain Preserves**

<i>Project No.</i>	<i>Project Title</i>	<i>2007-08</i>	<i>2008-09</i>	<i>2009-10</i>	<i>2010-11</i>	<i>2011-12</i>	<i>Total</i>
<b>PA75100026</b>	<b>PARK ACQUISITION</b>						
	Acquire park sites as sites are identified.						
	Land Acquisition	1,170,465	-	-	-	-	1,170,465
	<b>Project Total</b>	<b>\$1,170,465</b>	<b>-</b>	<b>-</b>	<b>-</b>	<b>-</b>	<b>\$1,170,465</b>
	Parks Land Sale Proceeds	242,398	-	-	-	-	242,398
	2001 Parks, Recreation & Open Space Bonds	928,067	-	-	-	-	928,067
	<b>Funding Total</b>	<b>\$1,170,465</b>	<b>-</b>	<b>-</b>	<b>-</b>	<b>-</b>	<b>\$1,170,465</b>
<b>PA75100028</b>	<b>PARK SITE ACQUISITION - WEST AHWATUKEE</b>						
	Acquire land in the West Ahwatukee area.						
	Land Acquisition	1,982,000	-	-	-	-	1,982,000
	<b>Project Total</b>	<b>\$1,982,000</b>	<b>-</b>	<b>-</b>	<b>-</b>	<b>-</b>	<b>\$1,982,000</b>
	Impact Fee - Ahwatukee, Parks	1,982,000	-	-	-	-	1,982,000
	<b>Funding Total</b>	<b>\$1,982,000</b>	<b>-</b>	<b>-</b>	<b>-</b>	<b>-</b>	<b>\$1,982,000</b>
<b>PA75100038</b>	<b>DESERT PRESERVATION STUDIES</b>						
	Conduct habitat and wildlife studies for land being considered for acquisition as part of Sonoran Preserve.						
	Land Acquisition	60,000	-	-	-	-	60,000
	<b>Project Total</b>	<b>\$60,000</b>	<b>-</b>	<b>-</b>	<b>-</b>	<b>-</b>	<b>\$60,000</b>
	Parks & Preserves Initiative Revenue	60,000	-	-	-	-	60,000
	<b>Funding Total</b>	<b>\$60,000</b>	<b>-</b>	<b>-</b>	<b>-</b>	<b>-</b>	<b>\$60,000</b>
<b>PA75100052</b>	<b>71ST AVE/VINEYARD - LAVEEN</b>						
	Acquire park land in Laveen Meadows.						
	Land Acquisition	29,943	-	-	-	-	29,943
	<b>Project Total</b>	<b>\$29,943</b>	<b>-</b>	<b>-</b>	<b>-</b>	<b>-</b>	<b>\$29,943</b>
	Impact Fee - Southwest, Parks	29,943	-	-	-	-	29,943
	<b>Funding Total</b>	<b>\$29,943</b>	<b>-</b>	<b>-</b>	<b>-</b>	<b>-</b>	<b>\$29,943</b>
<b>PA75100053</b>	<b>73RD AVE/ROESER - LAVEEN</b>						
	Acquire park land in Laveen Farms.						
	Land Acquisition	733,443	-	-	-	-	733,443
	<b>Project Total</b>	<b>\$733,443</b>	<b>-</b>	<b>-</b>	<b>-</b>	<b>-</b>	<b>\$733,443</b>
	Impact Fee - Southwest, Parks	733,443	-	-	-	-	733,443
	<b>Funding Total</b>	<b>\$733,443</b>	<b>-</b>	<b>-</b>	<b>-</b>	<b>-</b>	<b>\$733,443</b>
<b>PA75100084</b>	<b>SONORAN FOOTHILLS ACQUISITION</b>						
	Acquire land in Sonoran Foothills area.						
	Land Acquisition	893,000	-	-	-	-	893,000
	<b>Project Total</b>	<b>\$893,000</b>	<b>-</b>	<b>-</b>	<b>-</b>	<b>-</b>	<b>\$893,000</b>
	Impact Fee - North Gateway, Parks	893,000	-	-	-	-	893,000
	<b>Funding Total</b>	<b>\$893,000</b>	<b>-</b>	<b>-</b>	<b>-</b>	<b>-</b>	<b>\$893,000</b>



**City of Phoenix, Arizona**  
**2007-2012 Capital Improvement Program**  
**Parks, Recreation and Mountain Preserves**

<b>Project No.</b>	<b>Project Title</b>	<b>2007-08</b>	<b>2008-09</b>	<b>2009-10</b>	<b>2010-11</b>	<b>2011-12</b>	<b>Total</b>
<b>PA75100124</b>	<b>BEN AVERY / PIONEER MUSEUM LAND ACQUISITION</b>						
	Function: Park Land Acquisition						
	District: 1						
	Acquire the Ben Avery Shooting Range and Pioneer Museum land.						
	Estimated full-year ongoing operating costs:	\$286,000					
	Land Acquisition	2,274,948	1,235,520	3,682,870	710,820	-	7,904,158
	<b>Project Total</b>	<b>\$2,274,948</b>	<b>\$1,235,520</b>	<b>\$3,682,870</b>	<b>\$710,820</b>	-	<b>\$7,904,158</b>
	2006 Parks and Open Spaces Bonds	2,274,948	1,235,520	3,682,870	710,820	-	7,904,158
	<b>Funding Total</b>	<b>\$2,274,948</b>	<b>\$1,235,520</b>	<b>\$3,682,870</b>	<b>\$710,820</b>	-	<b>\$7,904,158</b>
<b>PA75100125</b>	<b>NEIGHBORHOOD MINI PARKS - LAND ACQUISITION</b>						
	Function: Park Land Acquisition						
	District: 8						
	Acquire land for up to five neighborhood mini-park sites.						
	Estimated full-year ongoing operating costs:	\$63,000					
	Land Acquisition	918,000	-	514,000	568,000	-	2,000,000
	<b>Project Total</b>	<b>\$918,000</b>	-	<b>\$514,000</b>	<b>\$568,000</b>	-	<b>\$2,000,000</b>
	2006 Parks and Open Spaces Bonds	918,000	-	514,000	568,000	-	2,000,000
	<b>Funding Total</b>	<b>\$918,000</b>	-	<b>\$514,000</b>	<b>\$568,000</b>	-	<b>\$2,000,000</b>
<b>PA75100126</b>	<b>ASU DOWNTOWN CIVIC SPACE</b>						
	Function: Park Land Acquisition						
	District: 8						
	Finalize land acquisition and related relocation, site clearance, and develop a park at the ASU Downtown location.						
	Estimated full-year ongoing operating costs:	\$125,000					
	Land Acquisition	11,788,095	6,125,060	-	-	-	17,913,155
	<b>Project Total</b>	<b>\$11,788,095</b>	<b>\$6,125,060</b>	-	-	-	<b>\$17,913,155</b>
	2006 Parks and Open Spaces Bonds	11,788,095	6,125,060	-	-	-	17,913,155
	<b>Funding Total</b>	<b>\$11,788,095</b>	<b>\$6,125,060</b>	-	-	-	<b>\$17,913,155</b>
<b>PA75100133</b>	<b>NORTH GATEWAY - 100 ACRES</b>						
	Function: Park Land Acquisition						
	District: 2						
	Acquire 100 acres of park land by the I-17 Freeway between Dove Valley and Lone Mountain Roads.						
	Land Acquisition	2,080,515	-	-	-	-	2,080,515
	<b>Project Total</b>	<b>\$2,080,515</b>	-	-	-	-	<b>\$2,080,515</b>
	Impact Fee - North Gateway, Parks	2,080,515	-	-	-	-	2,080,515
	<b>Funding Total</b>	<b>\$2,080,515</b>	-	-	-	-	<b>\$2,080,515</b>
<b>PA75100134</b>	<b>NORTH GATEWAY - 85 ACRES</b>						
	Function: Park Land Acquisition						
	District: 2						
	Acquire 85 acres of park land around 24th Ave between Lone Mountain Rd and Dixileta Dr.						
	Land Acquisition	2,056,347	-	-	-	-	2,056,347
	<b>Project Total</b>	<b>\$2,056,347</b>	-	-	-	-	<b>\$2,056,347</b>
	Impact Fee - North Gateway, Parks	2,056,347	-	-	-	-	2,056,347
	<b>Funding Total</b>	<b>\$2,056,347</b>	-	-	-	-	<b>\$2,056,347</b>
<b>PA75100140</b>	<b>DEER VALLEY / TATUM SUPERBLOCK 8 - 55 ACRES</b>						
	Function: Park Land Acquisition						
	District: 2						
	Acquire 55 acres in the area of Deer Valley & Tatum.						
	Land Acquisition	2,000,000	-	-	-	-	2,000,000
	<b>Project Total</b>	<b>\$2,000,000</b>	-	-	-	-	<b>\$2,000,000</b>
	Impact Fee - Desert View, Parks	2,000,000	-	-	-	-	2,000,000
	<b>Funding Total</b>	<b>\$2,000,000</b>	-	-	-	-	<b>\$2,000,000</b>

**City of Phoenix, Arizona**  
**2007-2012 Capital Improvement Program**  
**Parks, Recreation and Mountain Preserves**

<b>Project No.</b>	<b>Project Title</b>	<b>2007-08</b>	<b>2008-09</b>	<b>2009-10</b>	<b>2010-11</b>	<b>2011-12</b>	<b>Total</b>
<b>PA75300019</b>	<b>AQUATICS - RENOVATION</b>						
	Renovate existing pools to include Americans with Disabilities improvements, replace aging equipment, and add shade and seating.						
	Construction	200,073	49,500	799,920	2,950,200	-	3,999,693
	<b>Project Total</b>	<b>\$200,073</b>	<b>\$49,500</b>	<b>\$799,920</b>	<b>\$2,950,200</b>	<b>-</b>	<b>\$3,999,693</b>
	2006 Parks and Open Spaces Bonds	160,380	49,500	799,920	2,950,200	-	3,960,000
	2001 Parks, Recreation & Open Space Bonds	39,693	-	-	-	-	39,693
	<b>Funding Total</b>	<b>\$200,073</b>	<b>\$49,500</b>	<b>\$799,920</b>	<b>\$2,950,200</b>	<b>-</b>	<b>\$3,999,693</b>
<b>PA75300023</b>	<b>WASHINGTON ADULT CENTER EXPANSION</b>						
	Construct and equip the Washington Adult Center Expansion, 2240 West Citrus Way.						
	Estimated full-year ongoing operating costs:	\$712,000					
	Equipment	248,000	-	-	-	-	248,000
	Construction	106,614	-	-	-	-	106,614
	<b>Project Total</b>	<b>\$354,614</b>	<b>-</b>	<b>-</b>	<b>-</b>	<b>-</b>	<b>\$354,614</b>
	2001 Parks, Recreation & Open Space Bonds	354,614	-	-	-	-	354,614
	<b>Funding Total</b>	<b>\$354,614</b>	<b>-</b>	<b>-</b>	<b>-</b>	<b>-</b>	<b>\$354,614</b>
<b>PA75300024</b>	<b>NORTH MOUNTAIN ENVIRONMENTAL EDUCATION</b>						
	Equip the North Mountain Environmental Education Center.						
	Estimated full-year ongoing operating costs:	\$772,000					
	Construction	9,090	-	-	-	-	9,090
	<b>Project Total</b>	<b>\$9,090</b>	<b>-</b>	<b>-</b>	<b>-</b>	<b>-</b>	<b>\$9,090</b>
	Parks & Preserves Initiative Revenue	9,090	-	-	-	-	9,090
	<b>Funding Total</b>	<b>\$9,090</b>	<b>-</b>	<b>-</b>	<b>-</b>	<b>-</b>	<b>\$9,090</b>
<b>PA75300025</b>	<b>JAPANESE GARDEN, PHASE 3</b>						
	Construct Phase 3 improvements at the Japanese Garden.						
	Estimated full-year ongoing operating costs:	\$148,000					
	Design	100,000	-	-	-	-	100,000
	Construction	516,186	-	-	-	-	516,186
	<b>Project Total</b>	<b>\$616,186</b>	<b>-</b>	<b>-</b>	<b>-</b>	<b>-</b>	<b>\$616,186</b>
	2001 Parks, Recreation & Open Space Bonds	616,186	-	-	-	-	616,186
	<b>Funding Total</b>	<b>\$616,186</b>	<b>-</b>	<b>-</b>	<b>-</b>	<b>-</b>	<b>\$616,186</b>
<b>PA75300026</b>	<b>CODY MAINTENANCE YARD</b>						
	Renovate the Cody Maintenance Yard.						
	Construction	55,790	-	-	-	-	55,790
	<b>Project Total</b>	<b>\$55,790</b>	<b>-</b>	<b>-</b>	<b>-</b>	<b>-</b>	<b>\$55,790</b>
	Impact Fee - Southwest, Parks	55,790	-	-	-	-	55,790
	<b>Funding Total</b>	<b>\$55,790</b>	<b>-</b>	<b>-</b>	<b>-</b>	<b>-</b>	<b>\$55,790</b>
<b>PA75300028</b>	<b>MEMORIAL HALL - STEELE INDIAN SCHOOL PARK</b>						
	Memorial Hall at Steele Indian School Park at 3rd St and Indian School Road.						
	Estimated full-year ongoing operating costs:	\$371,000					
	Construction	535,147	-	-	-	-	535,147
	<b>Project Total</b>	<b>\$535,147</b>	<b>-</b>	<b>-</b>	<b>-</b>	<b>-</b>	<b>\$535,147</b>
	2006 Libraries, Youth, Senior & Cultural Facilities Bonds	457,623	-	-	-	-	457,623
	2001 Parks, Recreation & Open Space Bonds	77,524	-	-	-	-	77,524
	<b>Funding Total</b>	<b>\$535,147</b>	<b>-</b>	<b>-</b>	<b>-</b>	<b>-</b>	<b>\$535,147</b>

**City of Phoenix, Arizona**  
**2007-2012 Capital Improvement Program**  
**Parks, Recreation and Mountain Preserves**

<b>Project No.</b>	<b>Project Title</b>	<b>2007-08</b>	<b>2008-09</b>	<b>2009-10</b>	<b>2010-11</b>	<b>2011-12</b>	<b>Total</b>
<b>PA75300029</b>	<b>PHOENIX CENTER FOR THE COMMUNITY ARTS</b>						
	Function: Specialty Areas						
	District: 8						
	Design, renovate and equip Phoenix Center for the Community Arts, 1202 North 3rd St.						
	Estimated full-year ongoing operating costs:	\$515,559					
	Equipment	65,000	-	-	-	-	65,000
	Construction	3,223,246	-	-	-	-	3,223,246
	<b>Project Total</b>	<b>\$3,288,246</b>	<b>-</b>	<b>-</b>	<b>-</b>	<b>-</b>	<b>\$3,288,246</b>
	2006 Libraries, Youth, Senior & Cultural Facilities Bonds	1,415,451	-	-	-	-	1,415,451
	2001 Educational, Youth and Cultural Facilities Bonds	1,872,795	-	-	-	-	1,872,795
	<b>Funding Total</b>	<b>\$3,288,246</b>	<b>-</b>	<b>-</b>	<b>-</b>	<b>-</b>	<b>\$3,288,246</b>
<b>PA75300034</b>	<b>ROOSEVELT POOL NEW WATER SLIDE</b>						
	Function: Specialty Areas						
	District: 7						
	Construct renovations at Roosevelt Pool.						
	Construction	8,000	-	-	-	-	8,000
	<b>Project Total</b>	<b>\$8,000</b>	<b>-</b>	<b>-</b>	<b>-</b>	<b>-</b>	<b>\$8,000</b>
	Parks & Preserves Initiative Revenue	8,000	-	-	-	-	8,000
	<b>Funding Total</b>	<b>\$8,000</b>	<b>-</b>	<b>-</b>	<b>-</b>	<b>-</b>	<b>\$8,000</b>
<b>PA75300046</b>	<b>MARYVALE POOL RENOVATIONS</b>						
	Function: Specialty Areas						
	District: 5						
	Replace the pool building at Maryvale Pool.						
	Equipment	-	12,000	-	-	-	12,000
	Design	484,110	-	-	-	-	484,110
	Construction	-	1,286,010	-	-	-	1,286,010
	<b>Project Total</b>	<b>\$484,110</b>	<b>\$1,298,010</b>	<b>-</b>	<b>-</b>	<b>-</b>	<b>\$1,782,120</b>
	2006 Parks and Open Spaces Bonds	484,110	1,298,010	-	-	-	1,782,120
	<b>Funding Total</b>	<b>\$484,110</b>	<b>\$1,298,010</b>	<b>-</b>	<b>-</b>	<b>-</b>	<b>\$1,782,120</b>
<b>PA75300055</b>	<b>CORTEZ POOL RENOVATION</b>						
	Function: Specialty Areas						
	District: 1						
	Construct renovations at Cortez Pool.						
	Construction	8,000	-	-	-	-	8,000
	<b>Project Total</b>	<b>\$8,000</b>	<b>-</b>	<b>-</b>	<b>-</b>	<b>-</b>	<b>\$8,000</b>
	Parks & Preserves Initiative Revenue	8,000	-	-	-	-	8,000
	<b>Funding Total</b>	<b>\$8,000</b>	<b>-</b>	<b>-</b>	<b>-</b>	<b>-</b>	<b>\$8,000</b>
<b>PA75300056</b>	<b>ENCANTO POOL RENOVATION</b>						
	Function: Specialty Areas						
	District: 7						
	Construct renovations at Encanto Pool.						
	Construction	8,000	-	-	-	-	8,000
	<b>Project Total</b>	<b>\$8,000</b>	<b>-</b>	<b>-</b>	<b>-</b>	<b>-</b>	<b>\$8,000</b>
	Parks & Preserves Initiative Revenue	8,000	-	-	-	-	8,000
	<b>Funding Total</b>	<b>\$8,000</b>	<b>-</b>	<b>-</b>	<b>-</b>	<b>-</b>	<b>\$8,000</b>
<b>PA75300059</b>	<b>HARMON POOL RENOVATION</b>						
	Function: Specialty Areas						
	District: 8						
	Construct renovations at Harmon Pool.						
	Construction	8,000	-	-	-	-	8,000
	<b>Project Total</b>	<b>\$8,000</b>	<b>-</b>	<b>-</b>	<b>-</b>	<b>-</b>	<b>\$8,000</b>
	Parks & Preserves Initiative Revenue	8,000	-	-	-	-	8,000
	<b>Funding Total</b>	<b>\$8,000</b>	<b>-</b>	<b>-</b>	<b>-</b>	<b>-</b>	<b>\$8,000</b>

**City of Phoenix, Arizona**  
**2007-2012 Capital Improvement Program**  
**Parks, Recreation and Mountain Preserves**

<b>Project No.</b>	<b>Project Title</b>	<b>2007-08</b>	<b>2008-09</b>	<b>2009-10</b>	<b>2010-11</b>	<b>2011-12</b>	<b>Total</b>
<b>PA75300060</b>	<b>HERMOSO POOL RENOVATION</b> Renovate the pool.						
			<b>Function: Specialty Areas</b>				<b>District: 8</b>
Construction		155,200	-	-	-	-	155,200
<b>Project Total</b>		<b>\$155,200</b>	-	-	-	-	<b>\$155,200</b>
Parks & Preserves Initiative Revenue		155,200	-	-	-	-	155,200
<b>Funding Total</b>		<b>\$155,200</b>	-	-	-	-	<b>\$155,200</b>
<b>PA75300061</b>	<b>HOLIDAY POOL RENOVATION</b> Construct renovations at Holiday Pool.						
			<b>Function: Specialty Areas</b>				<b>District: 5</b>
Construction		100,000	-	-	-	-	100,000
<b>Project Total</b>		<b>\$100,000</b>	-	-	-	-	<b>\$100,000</b>
Parks & Preserves Initiative Revenue		100,000	-	-	-	-	100,000
<b>Funding Total</b>		<b>\$100,000</b>	-	-	-	-	<b>\$100,000</b>
<b>PA75300062</b>	<b>MADISON POOL RENOVATION</b> Construct renovations at Madison Pool.						
			<b>Function: Specialty Areas</b>				<b>District: 4</b>
Construction		8,000	-	-	-	-	8,000
<b>Project Total</b>		<b>\$8,000</b>	-	-	-	-	<b>\$8,000</b>
Parks & Preserves Initiative Revenue		8,000	-	-	-	-	8,000
<b>Funding Total</b>		<b>\$8,000</b>	-	-	-	-	<b>\$8,000</b>
<b>PA75300064</b>	<b>MOUNTAIN VIEW POOL RENOVATION</b> Construct renovations at Mountain View Pool.						
			<b>Function: Specialty Areas</b>				<b>District: 3</b>
Construction		8,000	-	-	-	-	8,000
<b>Project Total</b>		<b>\$8,000</b>	-	-	-	-	<b>\$8,000</b>
Parks & Preserves Initiative Revenue		8,000	-	-	-	-	8,000
<b>Funding Total</b>		<b>\$8,000</b>	-	-	-	-	<b>\$8,000</b>
<b>PA75300066</b>	<b>PIERCE POOL RENOVATION</b> Construct renovations at Pierce Pool.						
			<b>Function: Specialty Areas</b>				<b>District: 8</b>
Construction		8,000	-	-	-	-	8,000
<b>Project Total</b>		<b>\$8,000</b>	-	-	-	-	<b>\$8,000</b>
Parks & Preserves Initiative Revenue		8,000	-	-	-	-	8,000
<b>Funding Total</b>		<b>\$8,000</b>	-	-	-	-	<b>\$8,000</b>
<b>PA75300075</b>	<b>SOUTH MOUNTAIN STABLES</b> Construct improvements to the water/sewer system at South Mountain for the stables.						
			<b>Function: Specialty Areas</b>				<b>District: 8</b>
Construction		141,588	-	-	-	-	141,588
<b>Project Total</b>		<b>\$141,588</b>	-	-	-	-	<b>\$141,588</b>
2001 Parks, Recreation & Open Space Bonds		141,588	-	-	-	-	141,588
<b>Funding Total</b>		<b>\$141,588</b>	-	-	-	-	<b>\$141,588</b>

**City of Phoenix, Arizona**  
**2007-2012 Capital Improvement Program**  
**Parks, Recreation and Mountain Preserves**

<b>Project No.</b>	<b>Project Title</b>	<b>2007-08</b>	<b>2008-09</b>	<b>2009-10</b>	<b>2010-11</b>	<b>2011-12</b>	<b>Total</b>
<b>PA75300077</b>	<b>GOLF CART ENVIRONMENTAL SYSTEM</b>						
	Upgrade the golf cart cleaning facilities to meet environmental standards at various courses.						
	Construction	188,948	-	-	-	-	188,948
	<b>Project Total</b>	<b>\$188,948</b>	-	-	-	-	<b>\$188,948</b>
	General Government Nonprofit Corp Bonds	188,948	-	-	-	-	188,948
	<b>Funding Total</b>	<b>\$188,948</b>	-	-	-	-	<b>\$188,948</b>
<b>PA75300088</b>	<b>HERITAGE SQUARE LATH HOUSE</b>						
	Renovate buildings, upgrade landscaping and irrigation systems, and provide general building repairs.						
	Design	16,552	-	-	-	-	16,552
	Construction	360,360	-	-	-	-	360,360
	<b>Project Total</b>	<b>\$376,912</b>	-	-	-	-	<b>\$376,912</b>
	2006 Parks and Open Spaces Bonds	376,912	-	-	-	-	376,912
	<b>Funding Total</b>	<b>\$376,912</b>	-	-	-	-	<b>\$376,912</b>
<b>PA75300089</b>	<b>WASHINGTON ADULT CENTER REST ROOMS</b>						
	Remodel an existing restroom at the Washington Adult Center to meet ADA standards.						
	Construction	100,000	-	-	-	-	100,000
	<b>Project Total</b>	<b>\$100,000</b>	-	-	-	-	<b>\$100,000</b>
	2001 Parks, Recreation & Open Space Bonds	100,000	-	-	-	-	100,000
	<b>Funding Total</b>	<b>\$100,000</b>	-	-	-	-	<b>\$100,000</b>
<b>PA75300091</b>	<b>PUEBLO GRANDE FIRE SUPPRESSION</b>						
	Install a fire suppression system at the Pueblo Grande Museum, 4619 East Washington.						
	Construction	464,850	-	-	-	-	464,850
	<b>Project Total</b>	<b>\$464,850</b>	-	-	-	-	<b>\$464,850</b>
	Parks Land Sale Proceeds	464,850	-	-	-	-	464,850
	<b>Funding Total</b>	<b>\$464,850</b>	-	-	-	-	<b>\$464,850</b>
<b>PA75300093</b>	<b>PHOENIX CENTER FOR ARTS NORTH BLDG - PHASE 2</b>						
	Renovate the upper level of the North Building at Phoenix Center for the Arts.						
	Estimated full-year ongoing operating costs:	\$83,000					
	Construction	4,672,830	-	-	-	-	4,672,830
	<b>Project Total</b>	<b>\$4,672,830</b>	-	-	-	-	<b>\$4,672,830</b>
	2006 Libraries, Youth, Senior & Cultural Facilities Bonds	4,372,830	-	-	-	-	4,372,830
	2001 Parks, Recreation & Open Space Bonds	300,000	-	-	-	-	300,000
	<b>Funding Total</b>	<b>\$4,672,830</b>	-	-	-	-	<b>\$4,672,830</b>
<b>PA75300094</b>	<b>LA PRADERA COMMUNITY CENTER</b>						
	Renovate center to include a gymnasium and classrooms.						
	Estimated full-year ongoing operating costs:	\$326,000					
	Equipment	-	-	436,000	-	-	436,000
	Design	-	755,370	-	-	-	755,370
	Construction	-	-	1,980,990	-	-	1,980,990
	<b>Project Total</b>	-	<b>\$755,370</b>	<b>\$2,416,990</b>	-	-	<b>\$3,172,360</b>
	2006 Parks and Open Spaces Bonds	-	755,370	2,416,990	-	-	3,172,360
	<b>Funding Total</b>	-	<b>\$755,370</b>	<b>\$2,416,990</b>	-	-	<b>\$3,172,360</b>

**City of Phoenix, Arizona**  
**2007-2012 Capital Improvement Program**  
**Parks, Recreation and Mountain Preserves**

<b>Project No.</b>	<b>Project Title</b>	<b>2007-08</b>	<b>2008-09</b>	<b>2009-10</b>	<b>2010-11</b>	<b>2011-12</b>	<b>Total</b>
<b>PA75300095</b>	<b>ENCANTO CONCESSION BUILDINGS</b>						
	Repair roof at Encanto Park Concession buildings.						
	Construction	633,795	-	-	-	-	633,795
	<b>Project Total</b>	<b>\$633,795</b>	-	-	-	-	<b>\$633,795</b>
	Parks & Preserves Initiative Revenue	633,795	-	-	-	-	633,795
	<b>Funding Total</b>	<b>\$633,795</b>	-	-	-	-	<b>\$633,795</b>
<b>PA75300098</b>	<b>SUNNYSLOPE COMMUNITY CENTER ADA UPGRADES</b>						
	Renovate Sunnyslope Community Center to meet ADA standards.						
	Construction	617,120	-	-	-	-	617,120
	<b>Project Total</b>	<b>\$617,120</b>	-	-	-	-	<b>\$617,120</b>
	Parks & Preserves Initiative Revenue	325,000	-	-	-	-	325,000
	2001 Parks, Recreation & Open Space Bonds	292,120	-	-	-	-	292,120
	<b>Funding Total</b>	<b>\$617,120</b>	-	-	-	-	<b>\$617,120</b>
<b>PA75300099</b>	<b>STEELE INDIAN SCHOOL PARK VETERANS MUSEUM</b>						
	Renovate building at Steele Indian School Park for a Veterans Museum.						
	Construction	315,800	-	-	-	-	315,800
	<b>Project Total</b>	<b>\$315,800</b>	-	-	-	-	<b>\$315,800</b>
	Parks CIP Grants	315,800	-	-	-	-	315,800
	<b>Funding Total</b>	<b>\$315,800</b>	-	-	-	-	<b>\$315,800</b>
<b>PA75400002</b>	<b>DESERT BOTANICAL GARDEN INTERSECTION</b>						
	Provide funding for construction of the Galvin Parkway intersection at the Desert Botanical Garden.						
	Design	324,720	-	-	-	-	324,720
	Construction	-	863,280	-	-	-	863,280
	<b>Project Total</b>	<b>\$324,720</b>	<b>\$863,280</b>	-	-	-	<b>\$1,188,000</b>
	2006 Parks and Open Spaces Bonds	324,720	863,280	-	-	-	1,188,000
	<b>Funding Total</b>	<b>\$324,720</b>	<b>\$863,280</b>	-	-	-	<b>\$1,188,000</b>
<b>PA75400003</b>	<b>PHOENIX ZOO INFRASTRUCTURE</b>						
	Upgrade and renovate sewer, electrical, and water lines.						
	Design	546,480	-	-	-	-	546,480
	Construction	-	1,433,520	-	-	-	1,433,520
	<b>Project Total</b>	<b>\$546,480</b>	<b>\$1,433,520</b>	-	-	-	<b>\$1,980,000</b>
	2006 Parks and Open Spaces Bonds	546,480	1,433,520	-	-	-	1,980,000
	<b>Funding Total</b>	<b>\$546,480</b>	<b>\$1,433,520</b>	-	-	-	<b>\$1,980,000</b>
<b>PA75150006</b>	<b>SHAW BUTTE TRAILHEAD</b>						
	Construct parking lot improvements at the Shaw Butte Trailhead.						
	Construction	50,000	-	-	-	-	50,000
	<b>Project Total</b>	<b>\$50,000</b>	-	-	-	-	<b>\$50,000</b>
	Parks & Preserves Initiative Revenue	50,000	-	-	-	-	50,000
	<b>Funding Total</b>	<b>\$50,000</b>	-	-	-	-	<b>\$50,000</b>

**City of Phoenix, Arizona**  
**2007-2012 Capital Improvement Program**  
**Parks, Recreation and Mountain Preserves**

<b>Project No.</b>	<b>Project Title</b>	<b>2007-08</b>	<b>2008-09</b>	<b>2009-10</b>	<b>2010-11</b>	<b>2011-12</b>	<b>Total</b>
<b>PA75150008</b>	<b>TRAILS</b>						
		<b>Function: Trails</b>				<b>District: Citywide</b>	
	Renovate and construct trails citywide.						
	Estimated full-year ongoing operating costs:	\$146,000					
	Construction	647,626	538,570	-	265,320	-	1,451,516
	<b>Project Total</b>	<b>\$647,626</b>	<b>\$538,570</b>	<b>-</b>	<b>\$265,320</b>	<b>-</b>	<b>\$1,451,516</b>
	Parks & Preserves Initiative Revenue	145,301	-	-	-	-	145,301
	2006 Parks and Open Spaces Bonds	288,590	538,570	-	265,320	-	1,092,480
	2001 Parks, Recreation & Open Space Bonds	213,735	-	-	-	-	213,735
	<b>Funding Total</b>	<b>\$647,626</b>	<b>\$538,570</b>	<b>-</b>	<b>\$265,320</b>	<b>-</b>	<b>\$1,451,516</b>
<b>PA75150021</b>	<b>TRAIL MACHINE AND TRAILER</b>						
		<b>Function: Trails</b>				<b>District: Citywide</b>	
	Purchase a trail building machine for city wide trail projects.						
	Construction	110,000	-	-	-	-	110,000
	<b>Project Total</b>	<b>\$110,000</b>	<b>-</b>	<b>-</b>	<b>-</b>	<b>-</b>	<b>\$110,000</b>
	2001 Parks, Recreation & Open Space Bonds	110,000	-	-	-	-	110,000
	<b>Funding Total</b>	<b>\$110,000</b>	<b>-</b>	<b>-</b>	<b>-</b>	<b>-</b>	<b>\$110,000</b>
<b>PA75150023</b>	<b>UNNAMED TRAILHEAD AT DYNAMITE MOUNTAIN RANCH</b>						
		<b>Function: Trails</b>				<b>District: 2</b>	
	Construct a trail head at Dynamite Mountain Ranch, 19th Ave and Dynamite Blvd.						
	Construction	40,000	-	-	-	-	40,000
	<b>Project Total</b>	<b>\$40,000</b>	<b>-</b>	<b>-</b>	<b>-</b>	<b>-</b>	<b>\$40,000</b>
	Impact Fee - Northern Open Space	40,000	-	-	-	-	40,000
	<b>Funding Total</b>	<b>\$40,000</b>	<b>-</b>	<b>-</b>	<b>-</b>	<b>-</b>	<b>\$40,000</b>
<b>PA75150024</b>	<b>64TH AVE AND I-10 BASIN</b>						
		<b>Function: Trails</b>				<b>District: 5</b>	
	Construct a walking path and security lighting.						
	Construction	75,000	-	-	-	-	75,000
	<b>Project Total</b>	<b>\$75,000</b>	<b>-</b>	<b>-</b>	<b>-</b>	<b>-</b>	<b>\$75,000</b>
	2006 Affordable Housing & Neighborhood Revitalization Bonds	75,000	-	-	-	-	75,000
	<b>Funding Total</b>	<b>\$75,000</b>	<b>-</b>	<b>-</b>	<b>-</b>	<b>-</b>	<b>\$75,000</b>
<b>EP67420809</b>	<b>RIO SALADO MAINT/EQUESTRIAN FACILITY</b>						
		<b>Function: Brownfields</b>				<b>District: 7</b>	
	Investigate and cleanup the former landfill site to be redeveloped into a maintenance and equestrian facility.						
	Land Acquisition	327,665	-	-	-	-	327,665
	<b>Project Total</b>	<b>\$327,665</b>	<b>-</b>	<b>-</b>	<b>-</b>	<b>-</b>	<b>\$327,665</b>
	2001 Environmental Protection & Pollution Clean-up Bonds	327,665	-	-	-	-	327,665
	<b>Funding Total</b>	<b>\$327,665</b>	<b>-</b>	<b>-</b>	<b>-</b>	<b>-</b>	<b>\$327,665</b>
<b>AR74000003</b>	<b>PARKS, RECREATION AND MOUNTAIN PRESERVES - PERCENT FOR ART</b>						
		<b>Function: Percent for Art</b>				<b>District: Citywide</b>	
	Acquire artwork for Parks, Open Space and Recreation bond projects.						
	Construction	71,100	198,870	131,170	72,600	-	473,740
	<b>Project Total</b>	<b>\$71,100</b>	<b>\$198,870</b>	<b>\$131,170</b>	<b>\$72,600</b>	<b>-</b>	<b>\$473,740</b>
	2006 Parks and Open Spaces Bonds	-	198,870	131,170	72,600	-	402,640
	2006 Libraries, Youth, Senior & Cultural Facilities Bonds	71,100	-	-	-	-	71,100
	<b>Funding Total</b>	<b>\$71,100</b>	<b>\$198,870</b>	<b>\$131,170</b>	<b>\$72,600</b>	<b>-</b>	<b>\$473,740</b>

**City of Phoenix, Arizona**  
**2007-2012 Capital Improvement Program**  
**Parks, Recreation and Mountain Preserves**

<b>Project No.</b>	<b>Project Title</b>	<b>2007-08</b>	<b>2008-09</b>	<b>2009-10</b>	<b>2010-11</b>	<b>2011-12</b>	<b>Total</b>
<b>AR74000005</b>	<b>ARTISTS' INITIATIVE - PERCENT FOR ART</b> Identify site specific park locations for temporary commissions.						
	Construction	206,000	-	-	-	-	206,000
	<b>Project Total</b>	<b>\$206,000</b>	-	-	-	-	<b>\$206,000</b>
	2007 CIC Water Bonds	100,000	-	-	-	-	100,000
	2006 Parks and Open Spaces Bonds	6,000	-	-	-	-	6,000
	2006 CIC Wastewater Bonds	100,000	-	-	-	-	100,000
	<b>Funding Total</b>	<b>\$206,000</b>	-	-	-	-	<b>\$206,000</b>
<b>AR74000008</b>	<b>RIO SALADO ENHANCEMENTS - PERCENT FOR ART</b> Commission an artist to integrate art features for the Rio Salado project.						
	Construction	126,810	-	-	-	-	126,810
	<b>Project Total</b>	<b>\$126,810</b>	-	-	-	-	<b>\$126,810</b>
	2001 Environmental Protection & Pollution Clean-up Bonds	126,810	-	-	-	-	126,810
	<b>Funding Total</b>	<b>\$126,810</b>	-	-	-	-	<b>\$126,810</b>
<b>AR74000009</b>	<b>DOVE VALLEY PARK - PERCENT FOR ART</b> Commission an artist to create a site-specific sculpture for the park.						
	Construction	92,000	-	-	-	-	92,000
	<b>Project Total</b>	<b>\$92,000</b>	-	-	-	-	<b>\$92,000</b>
	2006 Parks and Open Spaces Bonds	42,000	-	-	-	-	42,000
	2006 CIC Wastewater Bonds	50,000	-	-	-	-	50,000
	<b>Funding Total</b>	<b>\$92,000</b>	-	-	-	-	<b>\$92,000</b>
<b>AR74000010</b>	<b>ISAAC PARK - PERCENT FOR ART</b> Design and fabricate new features and amenities.						
	Construction	450,000	-	-	-	-	450,000
	<b>Project Total</b>	<b>\$450,000</b>	-	-	-	-	<b>\$450,000</b>
	2006 CIC Wastewater Bonds	450,000	-	-	-	-	450,000
	<b>Funding Total</b>	<b>\$450,000</b>	-	-	-	-	<b>\$450,000</b>
<b>AR74000011</b>	<b>KUBAN PARK - PERCENT FOR ART</b> Design and fabricate fences, ramadas and demonstration garden.						
	Construction	873,410	-	-	-	-	873,410
	<b>Project Total</b>	<b>\$873,410</b>	-	-	-	-	<b>\$873,410</b>
	2006 Parks and Open Spaces Bonds	23,410	-	-	-	-	23,410
	2006 CIC Wastewater Bonds	850,000	-	-	-	-	850,000
	<b>Funding Total</b>	<b>\$873,410</b>	-	-	-	-	<b>\$873,410</b>
<b>AR74000012</b>	<b>LA PRADERA PARK - PERCENT FOR ART</b> Design integrated art features for community center and senior center.						
	Construction	700,000	-	-	-	-	700,000
	<b>Project Total</b>	<b>\$700,000</b>	-	-	-	-	<b>\$700,000</b>
	2006 CIC Wastewater Bonds	700,000	-	-	-	-	700,000
	<b>Funding Total</b>	<b>\$700,000</b>	-	-	-	-	<b>\$700,000</b>

**City of Phoenix, Arizona**  
**2007-2012 Capital Improvement Program**  
**Parks, Recreation and Mountain Preserves**

<b>Project No.</b>	<b>Project Title</b>	<b>2007-08</b>	<b>2008-09</b>	<b>2009-10</b>	<b>2010-11</b>	<b>2011-12</b>	<b>Total</b>
AR74000013	MARYVALE PARK ENHANCEMENTS - PERCENT FOR ART		Function: Percent for Art			District: 5	
	Enhance pool and ramada areas.						
	Construction	85,000	-	-	-	-	85,000
	<b>Project Total</b>	<b>\$85,000</b>	-	-	-	-	<b>\$85,000</b>
	2006 Parks and Open Spaces Bonds	85,000	-	-	-	-	85,000
	<b>Funding Total</b>	<b>\$85,000</b>	-	-	-	-	<b>\$85,000</b>

## **Phoenix Convention Center**

The \$102.3 million Phoenix Convention Center program is funded with Convention Center operating revenue, non-profit corporation bonds, 2001 and 2006 bonds and General funds. In addition to the convention center, this program includes the Herberger and Orpheum theaters, Symphony Hall plus the Patriot's, Hyatt Regency, Heritage and Convention Center parking garages.

The multi-year convention center expansion and south building renovations are the primary projects included for funding in this program. General Funds are planned for various garage improvements.

Projects using 2006 bonds include the Herberger Theater Center renovations and enhancements as well as the Patriot's Garage project.

**2007-2012 CAPITAL IMPROVEMENT PROGRAM**

**Phoenix Convention Center  
Capital Improvement Program Summary**

<b>Project Summary</b>	<b>2007-08</b>	<b>2008-09</b>	<b>2009-10</b>	<b>2010-11</b>	<b>2011-12</b>	<b>Total</b>
Convention Center	\$ 59,065,985	\$ 4,920,000	\$ 3,500,000	\$ 4,400,000	\$ 4,350,000	\$ 76,235,985
Parking Facilities	493,000	928,315	3,962,685	488,000	-	5,872,000
Theatres	1,330,285	6,472,410	5,837,000	5,320,260	-	18,959,955
Percent for Art	1,020,868	65,075	78,815	53,740	-	1,218,498
<b>Total</b>	<b>\$ 61,910,138</b>	<b>\$ 12,385,800</b>	<b>\$ 13,378,500</b>	<b>\$ 10,262,000</b>	<b>\$ 4,350,000</b>	<b>\$ 102,286,438</b>

**Source of Funds**

Operating Funds

General Fund	\$ 493,000	\$ 30,000	\$ 31,500	\$ 488,000	\$ -	\$ 1,042,500
Convention Center Revenues	39,790,290	5,848,300	4,589,500	4,400,000	4,350,000	58,978,090
<b>Total Operating Funds</b>	<b>\$ 40,283,290</b>	<b>\$ 5,878,300</b>	<b>\$ 4,621,000</b>	<b>\$ 4,888,000</b>	<b>\$ 4,350,000</b>	<b>\$ 60,020,590</b>

Bond Funds

2006 Bonds	\$ -	\$ 6,507,500	\$ 7,881,500	\$ 5,374,000	\$ -	\$ 19,763,000
2001 Bonds	1,175,943	-	-	-	-	1,175,943
Non-profit Corporation Bonds - Convention Center	19,726,905	-	-	-	-	19,726,905
Non-profit Corporation Bonds - Water	724,000	-	-	-	-	724,000
<b>Total Bonds</b>	<b>\$ 21,626,848</b>	<b>\$ 6,507,500</b>	<b>\$ 7,881,500</b>	<b>\$ 5,374,000</b>	<b>\$ -</b>	<b>\$ 41,389,848</b>

Other Financing

Private Participation	\$ -	\$ -	\$ 876,000	\$ -	\$ -	\$ 876,000
-----------------------	------	------	------------	------	------	------------

<b>Total Sources of Funds</b>	<b>\$ 61,910,138</b>	<b>\$ 12,385,800</b>	<b>\$ 13,378,500</b>	<b>\$ 10,262,000</b>	<b>\$ 4,350,000</b>	<b>\$ 102,286,438</b>
-------------------------------	----------------------	----------------------	----------------------	----------------------	---------------------	-----------------------

**City of Phoenix, Arizona**  
**2007-2012 Capital Improvement Program**  
**Phoenix Convention Center**

<b>Project No.</b>	<b>Project Title</b>	<b>2007-08</b>	<b>2008-09</b>	<b>2009-10</b>	<b>2010-11</b>	<b>2011-12</b>	<b>Total</b>
<b>CP30200005</b>	<b>PHOENIX CONVENTION CENTER EAST GARAGE RELAY PANELS</b>						
	Function: Parking Facilities						
	District: 8						
	Replace lighting branch circuit wiring.						
Design		-	15,000	-	-	-	15,000
Construction		-	101,000	-	-	-	101,000
<b>Project Total</b>		-	<b>\$116,000</b>	-	-	-	<b>\$116,000</b>
Convention Center Revenues		-	116,000	-	-	-	116,000
<b>Funding Total</b>		-	<b>\$116,000</b>	-	-	-	<b>\$116,000</b>
<b>CP30200006</b>	<b>EAST GARAGE FIRE ALARM SYSTEM</b>						
	Function: Parking Facilities						
	District: 8						
	Design and replace fire alarm system.						
Design		-	50,000	-	-	-	50,000
Construction		-	-	222,500	-	-	222,500
<b>Project Total</b>		-	<b>\$50,000</b>	<b>\$222,500</b>	-	-	<b>\$272,500</b>
Convention Center Revenues		-	50,000	222,500	-	-	272,500
<b>Funding Total</b>		-	<b>\$50,000</b>	<b>\$222,500</b>	-	-	<b>\$272,500</b>
<b>CP30200007</b>	<b>EAST GARAGE WEB SERVER</b>						
	Function: Parking Facilities						
	District: 8						
	Install complete web server.						
Construction		-	21,000	-	-	-	21,000
<b>Project Total</b>		-	<b>\$21,000</b>	-	-	-	<b>\$21,000</b>
Convention Center Revenues		-	21,000	-	-	-	21,000
<b>Funding Total</b>		-	<b>\$21,000</b>	-	-	-	<b>\$21,000</b>
<b>CP30200008</b>	<b>EAST GARAGE EXPANSION JOINT REPAIRS</b>						
	Function: Parking Facilities						
	District: 8						
	Design and install new expansion joints.						
Design		-	-	75,000	-	-	75,000
Construction		-	-	400,000	-	-	400,000
<b>Project Total</b>		-	-	<b>\$475,000</b>	-	-	<b>\$475,000</b>
Convention Center Revenues		-	-	475,000	-	-	475,000
<b>Funding Total</b>		-	-	<b>\$475,000</b>	-	-	<b>\$475,000</b>
<b>CP30300001</b>	<b>HERITAGE GARAGE PERIMETER LIGHTING</b>						
	Function: Parking Facilities						
	District: 8						
	Install perimeter lighting system with photocell to reduce electricity usage.						
Construction		-	-	31,500	-	-	31,500
<b>Project Total</b>		-	-	<b>\$31,500</b>	-	-	<b>\$31,500</b>
General Fund		-	-	31,500	-	-	31,500
<b>Funding Total</b>		-	-	<b>\$31,500</b>	-	-	<b>\$31,500</b>
<b>CP30300002</b>	<b>HERITAGE GARAGE FIRE ALARM SYSTEM</b>						
	Function: Parking Facilities						
	District: 8						
	Upgrade existing fire alarm system.						
Design		25,000	-	-	-	-	25,000
Construction		90,000	-	-	-	-	90,000
<b>Project Total</b>		<b>\$115,000</b>	-	-	-	-	<b>\$115,000</b>
General Fund		115,000	-	-	-	-	115,000
<b>Funding Total</b>		<b>\$115,000</b>	-	-	-	-	<b>\$115,000</b>

**City of Phoenix, Arizona**  
**2007-2012 Capital Improvement Program**  
**Phoenix Convention Center**

<b>Project No.</b>	<b>Project Title</b>	<b>2007-08</b>	<b>2008-09</b>	<b>2009-10</b>	<b>2010-11</b>	<b>2011-12</b>	<b>Total</b>
<b>CP30300003</b>	<b>HERITAGE GARAGE LIGHTING CONTROLS</b>						
Install system to manage lighting on each level of the garage.							
Construction		-	-	-	23,000	-	23,000
<b>Project Total</b>		-	-	-	<b>\$23,000</b>	-	<b>\$23,000</b>
General Fund		-	-	-	23,000	-	23,000
<b>Funding Total</b>		-	-	-	<b>\$23,000</b>	-	<b>\$23,000</b>
<b>CP30300004</b>	<b>HERITAGE GARAGE SIGNAGE / STRIPING</b>						
Update signage and restripe Heritage Garage.							
Construction		-	30,000	-	-	-	30,000
<b>Project Total</b>		-	<b>\$30,000</b>	-	-	-	<b>\$30,000</b>
General Fund		-	30,000	-	-	-	30,000
<b>Funding Total</b>		-	<b>\$30,000</b>	-	-	-	<b>\$30,000</b>
<b>CP30500002</b>	<b>PATRIOTS GARAGE</b>						
Fund structural Improvements to Patriots Garage.							
Design		-	711,315	-	-	-	711,315
Construction		-	-	3,233,685	-	-	3,233,685
<b>Project Total</b>		-	<b>\$711,315</b>	<b>\$3,233,685</b>	-	-	<b>\$3,945,000</b>
Patriot Garage COCO Contribution		-	-	876,000	-	-	876,000
2006 Libraries, Youth, Senior & Cultural Facilities Bonds		-	711,315	2,357,685	-	-	3,069,000
<b>Funding Total</b>		-	<b>\$711,315</b>	<b>\$3,233,685</b>	-	-	<b>\$3,945,000</b>
<b>CP30500003</b>	<b>GARAGE LIGHTING</b>						
Install system to manage lighting on each level of the garage.							
Construction		-	-	-	205,000	-	205,000
<b>Project Total</b>		-	-	-	<b>\$205,000</b>	-	<b>\$205,000</b>
General Fund		-	-	-	205,000	-	205,000
<b>Funding Total</b>		-	-	-	<b>\$205,000</b>	-	<b>\$205,000</b>
<b>CP30500004</b>	<b>GARAGE FIRE ALARM SYSTEM</b>						
Replace fire alarm system.							
Design		-	-	-	50,000	-	50,000
Construction		-	-	-	185,000	-	185,000
<b>Project Total</b>		-	-	-	<b>\$235,000</b>	-	<b>\$235,000</b>
General Fund		-	-	-	235,000	-	235,000
<b>Funding Total</b>		-	-	-	<b>\$235,000</b>	-	<b>\$235,000</b>
<b>CP30700002</b>	<b>REGENCY GARAGE RENOVATION</b>						
Upgrade existing restrooms.							
Construction		50,000	-	-	-	-	50,000
<b>Project Total</b>		<b>\$50,000</b>	-	-	-	-	<b>\$50,000</b>
General Fund		50,000	-	-	-	-	50,000
<b>Funding Total</b>		<b>\$50,000</b>	-	-	-	-	<b>\$50,000</b>

**City of Phoenix, Arizona**  
**2007-2012 Capital Improvement Program**  
**Phoenix Convention Center**

<b>Project No.</b>	<b>Project Title</b>	<b>2007-08</b>	<b>2008-09</b>	<b>2009-10</b>	<b>2010-11</b>	<b>2011-12</b>	<b>Total</b>
<b>CP30700005</b>	<b>REGENCY GARAGE PERIMETER LIGHTING</b>						
	Function: Parking Facilities						
	District: 8						
	Install perimeter lighting system with photocell to reduce electricity usage.						
Construction		33,000	-	-	-	-	33,000
<b>Project Total</b>		<b>\$33,000</b>	-	-	-	-	<b>\$33,000</b>
General Fund		33,000	-	-	-	-	33,000
<b>Funding Total</b>		<b>\$33,000</b>	-	-	-	-	<b>\$33,000</b>
<b>CP30700006</b>	<b>REGENCY GARAGE ELEVATOR MODIFICATIONS</b>						
	Function: Parking Facilities						
	District: 8						
	Modernize elevators.						
Construction		295,000	-	-	-	-	295,000
<b>Project Total</b>		<b>\$295,000</b>	-	-	-	-	<b>\$295,000</b>
General Fund		295,000	-	-	-	-	295,000
<b>Funding Total</b>		<b>\$295,000</b>	-	-	-	-	<b>\$295,000</b>
<b>CP30700007</b>	<b>REGENCY GARAGE LIGHTING CONTROL</b>						
	Function: Parking Facilities						
	District: 8						
	Install a system to manage lighting on each level of the garage.						
Construction		-	-	-	25,000	-	25,000
<b>Project Total</b>		-	-	-	<b>\$25,000</b>	-	<b>\$25,000</b>
General Fund		-	-	-	25,000	-	25,000
<b>Funding Total</b>		-	-	-	<b>\$25,000</b>	-	<b>\$25,000</b>
<b>CP10000026</b>	<b>CONVENTION CENTER EXPANSION</b>						
	Function: Phoenix Convention Center						
	District: 8						
	Complete construction of the expansion to the Convention Center facilities.						
Construction		33,402,280	1,000,000	-	-	-	34,402,280
<b>Project Total</b>		<b>\$33,402,280</b>	<b>\$1,000,000</b>	-	-	-	<b>\$34,402,280</b>
East Parking Garage Bonds		1,539,564	-	-	-	-	1,539,564
Convention Center Revenues		20,000,000	1,000,000	-	-	-	21,000,000
Convention Center Bonds - Premium and Interest		10,992,040	-	-	-	-	10,992,040
Civic Plaza Building Corporation Capital Fund		870,676	-	-	-	-	870,676
<b>Funding Total</b>		<b>\$33,402,280</b>	<b>\$1,000,000</b>	-	-	-	<b>\$34,402,280</b>
<b>CP10100002</b>	<b>CONVENTION CENTER PROJECTS CONTINGENCY</b>						
	Function: Phoenix Convention Center						
	District: 8						
	Complete miscellaneous repairs at the Convention Center during construction.						
Construction		3,500,000	3,500,000	3,500,000	3,500,000	3,650,000	17,650,000
<b>Project Total</b>		<b>\$3,500,000</b>	<b>\$3,500,000</b>	<b>\$3,500,000</b>	<b>\$3,500,000</b>	<b>\$3,650,000</b>	<b>\$17,650,000</b>
Convention Center Revenues		3,500,000	3,500,000	3,500,000	3,500,000	3,650,000	17,650,000
<b>Funding Total</b>		<b>\$3,500,000</b>	<b>\$3,500,000</b>	<b>\$3,500,000</b>	<b>\$3,500,000</b>	<b>\$3,650,000</b>	<b>\$17,650,000</b>
<b>CP10100006</b>	<b>WEST CONVENTION CENTER EXPANSION</b>						
	Function: Phoenix Convention Center						
	District: 8						
	Complete construction of West Convention Center expansion.						
Construction		2,000,000	-	-	-	-	2,000,000
<b>Project Total</b>		<b>\$2,000,000</b>	-	-	-	-	<b>\$2,000,000</b>
Convention Center Revenues		2,000,000	-	-	-	-	2,000,000
<b>Funding Total</b>		<b>\$2,000,000</b>	-	-	-	-	<b>\$2,000,000</b>

**City of Phoenix, Arizona**  
**2007-2012 Capital Improvement Program**  
**Phoenix Convention Center**

<b>Project No.</b>	<b>Project Title</b>	<b>2007-08</b>	<b>2008-09</b>	<b>2009-10</b>	<b>2010-11</b>	<b>2011-12</b>	<b>Total</b>
<b>CP10100007</b>	<b>NORTH CONVENTION CENTER EXPANSION</b>						
	Complete construction of the North Convention Center.						
	Construction	6,324,625	-	-	-	-	6,324,625
	<b>Project Total</b>	<b>\$6,324,625</b>	-	-	-	-	<b>\$6,324,625</b>
	CP State Funded Expansion	6,324,625	-	-	-	-	6,324,625
	<b>Funding Total</b>	<b>\$6,324,625</b>	-	-	-	-	<b>\$6,324,625</b>
<b>CP10100023</b>	<b>SOUTH BUILDING RENOVATION</b>						
	Design and upgrade planting and other landscaping.						
	Design	1,500,000	-	-	-	-	1,500,000
	Construction	10,276,580	-	-	-	-	10,276,580
	<b>Project Total</b>	<b>\$11,776,580</b>	-	-	-	-	<b>\$11,776,580</b>
	Convention Center Revenues	11,776,580	-	-	-	-	11,776,580
	<b>Funding Total</b>	<b>\$11,776,580</b>	-	-	-	-	<b>\$11,776,580</b>
<b>CP10100039</b>	<b>PEACOCK FOUNDATION REINSTALLATION</b>						
	Re-install fountain in new location at Convention Center.						
	Design	-	-	-	-	200,000	200,000
	Construction	-	-	-	-	500,000	500,000
	<b>Project Total</b>	-	-	-	-	<b>\$700,000</b>	<b>\$700,000</b>
	Convention Center Revenues	-	-	-	-	700,000	700,000
	<b>Funding Total</b>	-	-	-	-	<b>\$700,000</b>	<b>\$700,000</b>
<b>CP10100040</b>	<b>3RD ST TRELLISES</b>						
	Install landscape trellises along 3rd St.						
	Design	50,000	-	-	-	-	50,000
	Construction	230,000	-	-	-	-	230,000
	<b>Project Total</b>	<b>\$280,000</b>	-	-	-	-	<b>\$280,000</b>
	Convention Center Revenues	280,000	-	-	-	-	280,000
	<b>Funding Total</b>	<b>\$280,000</b>	-	-	-	-	<b>\$280,000</b>
<b>CP10100041</b>	<b>ENHANCED STREET IMPROVEMENTS</b>						
	Install colored concrete at several intersections.						
	Design	-	40,000	-	-	-	40,000
	Construction	-	100,000	-	-	-	100,000
	<b>Project Total</b>	-	<b>\$140,000</b>	-	-	-	<b>\$140,000</b>
	Convention Center Revenues	-	140,000	-	-	-	140,000
	<b>Funding Total</b>	-	<b>\$140,000</b>	-	-	-	<b>\$140,000</b>
<b>CP10100045</b>	<b>STARBUCKS IMPROVEMENTS</b>						
	Tenant improvements to retail space.						
	Design	-	100,000	-	-	-	100,000
	Construction	-	180,000	-	-	-	180,000
	<b>Project Total</b>	-	<b>\$280,000</b>	-	-	-	<b>\$280,000</b>
	Convention Center Revenues	-	280,000	-	-	-	280,000
	<b>Funding Total</b>	-	<b>\$280,000</b>	-	-	-	<b>\$280,000</b>

**City of Phoenix, Arizona**  
**2007-2012 Capital Improvement Program**  
**Phoenix Convention Center**

<b>Project No.</b>	<b>Project Title</b>	<b>2007-08</b>	<b>2008-09</b>	<b>2009-10</b>	<b>2010-11</b>	<b>2011-12</b>	<b>Total</b>
<b>CP10100050</b>	<b>SOUTH BALLROOM INTERIOR ACCESS. RAMP</b> Design and construct interior accessible ramp in the South Building.						
			<b>Function: Phoenix Convention Center</b>			<b>District: 8</b>	
Design		5,000	-	-	-	-	5,000
Construction		28,500	-	-	-	-	28,500
<b>Project Total</b>		<b>\$33,500</b>	-	-	-	-	<b>\$33,500</b>
Convention Center Revenues		33,500	-	-	-	-	33,500
<b>Funding Total</b>		<b>\$33,500</b>	-	-	-	-	<b>\$33,500</b>
<b>CP10100052</b>	<b>2A FINISH OFFICE SPACE</b> Complete unfinished area of level 2A in the West Building.						
			<b>Function: Phoenix Convention Center</b>			<b>District: 8</b>	
Design		-	-	-	25,000	-	25,000
Construction		-	-	-	875,000	-	875,000
<b>Project Total</b>		-	-	-	<b>\$900,000</b>	-	<b>\$900,000</b>
Convention Center Revenues		-	-	-	900,000	-	900,000
<b>Funding Total</b>		-	-	-	<b>\$900,000</b>	-	<b>\$900,000</b>
<b>CP10100053</b>	<b>7TH ST WATERLINE</b> Install waterline for larger capacity.						
			<b>Function: Phoenix Convention Center</b>			<b>District: 8</b>	
Design		50,000	-	-	-	-	50,000
Construction		1,699,000	-	-	-	-	1,699,000
<b>Project Total</b>		<b>\$1,749,000</b>	-	-	-	-	<b>\$1,749,000</b>
Convention Center Revenues		1,749,000	-	-	-	-	1,749,000
<b>Funding Total</b>		<b>\$1,749,000</b>	-	-	-	-	<b>\$1,749,000</b>
<b>CP20000035</b>	<b>SYMPHONY HALL</b> Complete projects associated with Symphony Hall remodel.						
			<b>Function: Theatres</b>			<b>District: Citywide</b>	
Construction		820,285	-	-	-	-	820,285
<b>Project Total</b>		<b>\$820,285</b>	-	-	-	-	<b>\$820,285</b>
2001 Educational, Youth and Cultural Facilities Bonds		820,285	-	-	-	-	820,285
<b>Funding Total</b>		<b>\$820,285</b>	-	-	-	-	<b>\$820,285</b>
<b>CP20100004</b>	<b>HERBERGER ARCHITECTECTURAL LIGHT CONTROL</b> Design and install front of house lighting control.						
			<b>Function: Theatres</b>			<b>District: 8</b>	
Design		25,000	-	-	-	-	25,000
Construction		-	115,000	-	-	-	115,000
<b>Project Total</b>		<b>\$25,000</b>	<b>\$115,000</b>	-	-	-	<b>\$140,000</b>
Convention Center Revenues		25,000	115,000	-	-	-	140,000
<b>Funding Total</b>		<b>\$25,000</b>	<b>\$115,000</b>	-	-	-	<b>\$140,000</b>
<b>CP20100005</b>	<b>HERBERGER THEATER RENOVATION</b> Renovate for Americans with Disabilities requirements and other enhancements.						
			<b>Function: Theatres</b>			<b>District: 8</b>	
Design		-	5,731,110	-	-	-	5,731,110
Construction		-	-	5,445,000	5,320,260	-	10,765,260
<b>Project Total</b>		-	<b>\$5,731,110</b>	<b>\$5,445,000</b>	<b>\$5,320,260</b>	-	<b>\$16,496,370</b>
2006 Libraries, Youth, Senior & Cultural Facilities Bonds		-	5,731,110	5,445,000	5,320,260	-	16,496,370
<b>Funding Total</b>		-	<b>\$5,731,110</b>	<b>\$5,445,000</b>	<b>\$5,320,260</b>	-	<b>\$16,496,370</b>

**City of Phoenix, Arizona**  
**2007-2012 Capital Improvement Program**  
**Phoenix Convention Center**

<b>Project No.</b>	<b>Project Title</b>	<b>2007-08</b>	<b>2008-09</b>	<b>2009-10</b>	<b>2010-11</b>	<b>2011-12</b>	<b>Total</b>
<b>CP20100008</b>	<b>HERBERGER EASTSIDE LANDSCAPING</b>						
	Design and install irrigation and gravel at the Herberger Theater.						
			<b>Function: Theatres</b>			<b>District: 8</b>	
	Design	9,000	-	-	-	-	9,000
	Construction	70,000	-	-	-	-	70,000
	<b>Project Total</b>	<b>\$79,000</b>	-	-	-	-	<b>\$79,000</b>
	Convention Center Revenues	79,000	-	-	-	-	79,000
	<b>Funding Total</b>	<b>\$79,000</b>	-	-	-	-	<b>\$79,000</b>
<b>CP20200001</b>	<b>ORPHEUM THEATRE INTERIOR REKEY</b>						
	Re-key the facility.						
			<b>Function: Theatres</b>			<b>District: 8</b>	
	Construction	-	26,300	-	-	-	26,300
	<b>Project Total</b>	-	<b>\$26,300</b>	-	-	-	<b>\$26,300</b>
	Convention Center Revenues	-	26,300	-	-	-	26,300
	<b>Funding Total</b>	-	<b>\$26,300</b>	-	-	-	<b>\$26,300</b>
<b>CP20200005</b>	<b>ORPHEUM THEATRE FINIAL RESTORATION</b>						
	Assess and repair failing finials.						
			<b>Function: Theatres</b>			<b>District: 8</b>	
	Construction	30,000	-	-	-	-	30,000
	<b>Project Total</b>	<b>\$30,000</b>	-	-	-	-	<b>\$30,000</b>
	Convention Center Revenues	30,000	-	-	-	-	30,000
	<b>Funding Total</b>	<b>\$30,000</b>	-	-	-	-	<b>\$30,000</b>
<b>CP20200006</b>	<b>ORPHEUM THEATRE PERIMETER LIGHTING</b>						
	Replace perimeter lighting on exterior building.						
			<b>Function: Theatres</b>			<b>District: 8</b>	
	Construction	69,000	-	-	-	-	69,000
	<b>Project Total</b>	<b>\$69,000</b>	-	-	-	-	<b>\$69,000</b>
	Convention Center Revenues	69,000	-	-	-	-	69,000
	<b>Funding Total</b>	<b>\$69,000</b>	-	-	-	-	<b>\$69,000</b>
<b>CP20200007</b>	<b>ORPHEUM THEATRE FIRE ALARM SYSTEM</b>						
	Design and replace existing fire alarm system.						
			<b>Function: Theatres</b>			<b>District: 8</b>	
	Design	-	50,000	-	-	-	50,000
	Construction	-	-	392,000	-	-	392,000
	<b>Project Total</b>	-	<b>\$50,000</b>	<b>\$392,000</b>	-	-	<b>\$442,000</b>
	Convention Center Revenues	-	50,000	392,000	-	-	442,000
	<b>Funding Total</b>	-	<b>\$50,000</b>	<b>\$392,000</b>	-	-	<b>\$442,000</b>
<b>CP20200008</b>	<b>ORPHEUM THEATRE CUSTOM CARPET REPLACE</b>						
	Design and install custom carpet.						
			<b>Function: Theatres</b>			<b>District: 8</b>	
	Design	50,000	-	-	-	-	50,000
	Construction	-	550,000	-	-	-	550,000
	<b>Project Total</b>	<b>\$50,000</b>	<b>\$550,000</b>	-	-	-	<b>\$600,000</b>
	Convention Center Revenues	50,000	550,000	-	-	-	600,000
	<b>Funding Total</b>	<b>\$50,000</b>	<b>\$550,000</b>	-	-	-	<b>\$600,000</b>

**City of Phoenix, Arizona**  
**2007-2012 Capital Improvement Program**  
**Phoenix Convention Center**

<b>Project No.</b>	<b>Project Title</b>	<b>2007-08</b>	<b>2008-09</b>	<b>2009-10</b>	<b>2010-11</b>	<b>2011-12</b>	<b>Total</b>
<b>CP20300006</b>	<b>SYMPHONY HALL FIRE CURTAIN AND MOTOR</b>						
	Design and replace fire curtain and motor.						
	Construction	22,000	-	-	-	-	22,000
	<b>Project Total</b>	<b>\$22,000</b>	-	-	-	-	<b>\$22,000</b>
	2001 Educational, Youth and Cultural Facilities Bonds	22,000	-	-	-	-	22,000
	<b>Funding Total</b>	<b>\$22,000</b>	-	-	-	-	<b>\$22,000</b>
<b>CP20300007</b>	<b>SYMPHONY HALL HOUSE LIGHTING FIXTURES</b>						
	Install house lighting fixtures.						
	Design	50,000	-	-	-	-	50,000
	Construction	185,000	-	-	-	-	185,000
	<b>Project Total</b>	<b>\$235,000</b>	-	-	-	-	<b>\$235,000</b>
	2001 Educational, Youth and Cultural Facilities Bonds	235,000	-	-	-	-	235,000
	<b>Funding Total</b>	<b>\$235,000</b>	-	-	-	-	<b>\$235,000</b>
<b>AR76000001</b>	<b>CONVENTION CENTER EXPANSION - PERCENT FOR ART</b>						
	Incorporate several art projects into the Phoenix Convention Center expansion.						
	Construction	1,020,868	-	-	-	-	1,020,868
	<b>Project Total</b>	<b>\$1,020,868</b>	-	-	-	-	<b>\$1,020,868</b>
	Nonprofit CIC Bonds	324,000	-	-	-	-	324,000
	Convention Center Revenues	198,210	-	-	-	-	198,210
	2007 CIC Water Bonds	400,000	-	-	-	-	400,000
	2001 Street Improvements Bonds	98,658	-	-	-	-	98,658
	<b>Funding Total</b>	<b>\$1,020,868</b>	-	-	-	-	<b>\$1,020,868</b>
<b>AR76000002</b>	<b>CONVENTION CENTER - PERCENT FOR ART</b>						
	Acquire artwork for Convention Center bond Projects.						
	Construction	-	65,075	78,815	53,740	-	197,630
	<b>Project Total</b>	-	<b>\$65,075</b>	<b>\$78,815</b>	<b>\$53,740</b>	-	<b>\$197,630</b>
	2006 Libraries, Youth, Senior & Cultural Facilities Bonds	-	65,075	78,815	53,740	-	197,630
	<b>Funding Total</b>	-	<b>\$65,075</b>	<b>\$78,815</b>	<b>\$53,740</b>	-	<b>\$197,630</b>

# POLICE PROTECTION

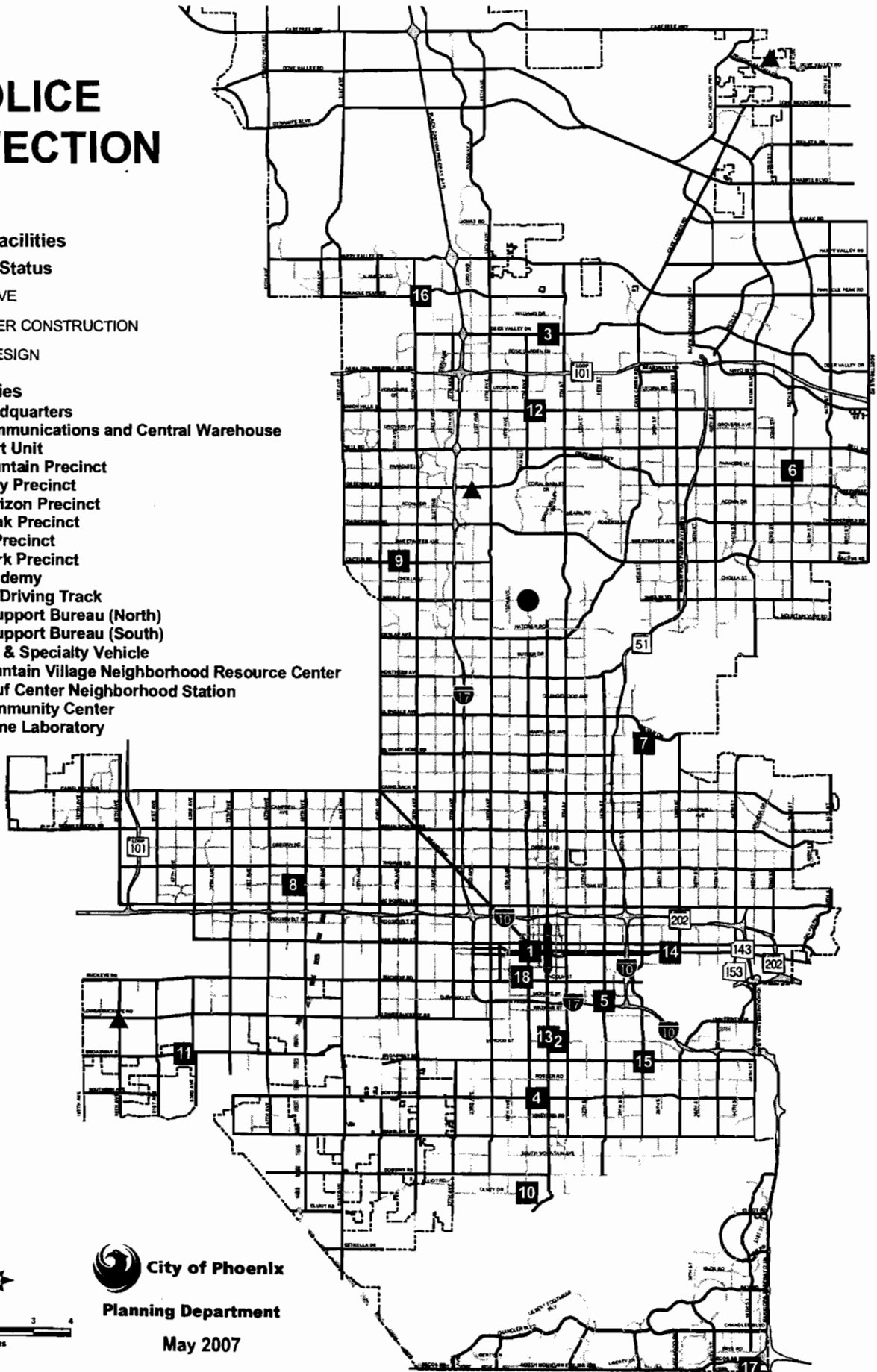
## Police Facilities

### Station Status

- ACTIVE
- UNDER CONSTRUCTION
- ▲ IN DESIGN

### Active Facilities

- 1 Police Headquarters
- 2 Police Communications and Central Warehouse
- 3 Air Support Unit
- 4 South Mountain Precinct
- 5 Central City Precinct
- 6 Desert Horizon Precinct
- 7 Squaw Peak Precinct
- 8 Maryvale Precinct
- 9 Cactus Park Precinct
- 10 Police Academy
- 11 Defensive Driving Track
- 12 Tactical Support Bureau (North)
- 13 Tactical Support Bureau (South)
- 14 MDT Shop & Specialty Vehicle
- 15 South Mountain Village Neighborhood Resource Center
- 16 Goelet Beuf Center Neighborhood Station
- 17 Pecos Community Center
- 18 Police Crime Laboratory




**City of Phoenix**  
 Planning Department  
 May 2007

## Police Protection

The Police Protection program totals \$113.0 million and is funded with 2001 and 2006 bonds, impact fees and non-profit corporation bonds. The following projects are planned:

- Purchase eight single-engine medium-duty helicopters to replace the current fleet
- Design and construct aircraft hangar facilities at the Deer Valley Airport
- Purchase additional equipment to provide server redundancy for Police computer systems
- Upgrade and install Computer Aided Dispatch (CAD) system
- Acquire equipment for Automated Fingerprint Identification System (AFIS) upgrade
- Acquire land for a new northwest precinct
- Acquire Police Automated Computer Entry (PACE) upgrade and replacement
- Design, rebuild and equip the Squaw Peak Precinct
- Design and construct a new precinct in the Cave Creek Road and Smokehouse Trail area
- Acquire land, design and construct a new precinct in the northwest area of 1-17 and Happy Valley Road
- Construct a new precinct at 99<sup>th</sup> Avenue and Lower Buckeye Road
- Design a communications center expansion
- Complete the range design and driving track improvements
- Renovate police headquarters and facilities

**2007-2012 CAPITAL IMPROVEMENT PROGRAM**

**Police Protection**  
Capital Improvement Program Summary

<b>Project Summary</b>	<b>2007-08</b>	<b>2008-09</b>	<b>2009-10</b>	<b>2010-11</b>	<b>2011-12</b>	<b>Total</b>
Helicopters	\$ -	\$ 5,757,580	\$ 6,881,200	\$ 4,146,000	\$ -	\$ 16,784,780
Police Facilities	31,209,964	7,418,360	14,143,950	12,310,110	-	65,082,384
Police Technology	2,737,403	9,392,270	13,889,960	2,066,000	-	28,085,633
Training Facilities	1,735,804	-	-	-	-	1,735,804
Debt Issuance Costs	367,500	-	-	-	-	367,500
Percent for Art	356,316	156,790	294,890	96,890	-	904,886
<b>Total</b>	<b>\$ 36,406,987</b>	<b>\$ 22,725,000</b>	<b>\$ 35,210,000</b>	<b>\$ 18,619,000</b>	<b>\$ -</b>	<b>\$ 112,960,987</b>

**Source of Funds**

**Bond Funds**

2006 Bonds	\$ 30,000	\$ 22,725,000	\$ 35,210,000	\$ 18,619,000	\$ -	\$ 76,584,000
2001 Bonds	9,363,060	-	-	-	-	9,363,060
1988 Bonds	310,712	-	-	-	-	310,712
Non-Profit Corporation Bonds - General						
Government	21,770,566	-	-	-	-	21,770,566
Non-Profit Corporation Bonds -						
Wastewater	149,822	-	-	-	-	149,822
<b>Total Bonds</b>	<b>\$ 31,624,160</b>	<b>\$ 22,725,000</b>	<b>\$ 35,210,000</b>	<b>\$ 18,619,000</b>	<b>\$ -</b>	<b>\$ 108,178,160</b>

**Other Financing**

Impact Fees	\$ 4,782,827	\$ -	\$ -	\$ -	\$ -	\$ 4,782,827
-------------	--------------	------	------	------	------	--------------

**Total Sources of Funds**

<b>Total Sources of Funds</b>	<b>\$ 36,406,987</b>	<b>\$ 22,725,000</b>	<b>\$ 35,210,000</b>	<b>\$ 18,619,000</b>	<b>\$ -</b>	<b>\$ 112,960,987</b>
-------------------------------	----------------------	----------------------	----------------------	----------------------	-------------	-----------------------

**City of Phoenix, Arizona**  
**2007-2012 Capital Improvement Program**  
**Police Protection**

<b>Project No.</b>	<b>Project Title</b>	<b>2007-08</b>	<b>2008-09</b>	<b>2009-10</b>	<b>2010-11</b>	<b>2011-12</b>	<b>Total</b>
<b>PD00000042</b>	<b>POLICE AIR FLEET REPLACEMENT</b>						
	Purchase helicopters to replace current air fleet.						
	Equipment	-	4,726,000	3,952,000	4,146,000	-	12,824,000
	<b>Project Total</b>	-	<b>\$4,726,000</b>	<b>\$3,952,000</b>	<b>\$4,146,000</b>	-	<b>\$12,824,000</b>
	2006 Police, Fire, and Homeland Security Bonds	-	4,726,000	3,952,000	4,146,000	-	12,824,000
	<b>Funding Total</b>	-	<b>\$4,726,000</b>	<b>\$3,952,000</b>	<b>\$4,146,000</b>	-	<b>\$12,824,000</b>
<b>PD00000043</b>	<b>POLICE AIRCRAFT HANGAR FACILITIES</b>						
	Design and construct a hangar at Deer Valley Phoenix Airport.						
	Equipment	-	-	78,000	-	-	78,000
	Design	-	1,031,580	-	-	-	1,031,580
	Construction	-	-	2,851,200	-	-	2,851,200
	<b>Project Total</b>	-	<b>\$1,031,580</b>	<b>\$2,929,200</b>	-	-	<b>\$3,960,780</b>
	2006 Police, Fire, and Homeland Security Bonds	-	1,031,580	2,929,200	-	-	3,960,780
	<b>Funding Total</b>	-	<b>\$1,031,580</b>	<b>\$2,929,200</b>	-	-	<b>\$3,960,780</b>
<b>PD00000001</b>	<b>POLICE FACILITY RENOVATIONS</b>						
	Construct improvements to Police Department facilities as needed.						
	Construction	273,689	-	-	-	-	273,689
	<b>Project Total</b>	<b>\$273,689</b>	-	-	-	-	<b>\$273,689</b>
	1988 Police Protection Bonds	273,689	-	-	-	-	273,689
	<b>Funding Total</b>	<b>\$273,689</b>	-	-	-	-	<b>\$273,689</b>
<b>PD00000007</b>	<b>POLICE TRAINING ACADEMY</b>						
	Complete the remodeling and expansion of the Police Training Academy.						
	Construction	303,066	-	-	-	-	303,066
	<b>Project Total</b>	<b>\$303,066</b>	-	-	-	-	<b>\$303,066</b>
	General Government Nonprofit Corp Bonds	303,066	-	-	-	-	303,066
	<b>Funding Total</b>	<b>\$303,066</b>	-	-	-	-	<b>\$303,066</b>
<b>PD00000018</b>	<b>NEIGHBORHOOD POLICE STATIONS</b>						
	Acquire land for new neighborhood police station.						
	Estimated full-year ongoing operating costs:	\$1,150,000					
	Land Acquisition	1,000,000	-	-	-	-	1,000,000
	<b>Project Total</b>	<b>\$1,000,000</b>	-	-	-	-	<b>\$1,000,000</b>
	2001 Police Facilities & Equipment Bonds	1,000,000	-	-	-	-	1,000,000
	<b>Funding Total</b>	<b>\$1,000,000</b>	-	-	-	-	<b>\$1,000,000</b>
<b>PD00000020</b>	<b>HEADQUARTERS RENOVATIONS</b>						
	Construct renovations to the electrical, mechanical and computer system infrastructure in the Police Headquarter facility.						
	Construction	380,592	-	-	-	-	380,592
	<b>Project Total</b>	<b>\$380,592</b>	-	-	-	-	<b>\$380,592</b>
	2001 Police Facilities & Equipment Bonds	380,592	-	-	-	-	380,592
	<b>Funding Total</b>	<b>\$380,592</b>	-	-	-	-	<b>\$380,592</b>

**City of Phoenix, Arizona**  
**2007-2012 Capital Improvement Program**  
**Police Protection**

<b>Project No.</b>	<b>Project Title</b>	<b>2007-08</b>	<b>2008-09</b>	<b>2009-10</b>	<b>2010-11</b>	<b>2011-12</b>	<b>Total</b>
<b>PD00000021</b>	<b>FACILITIES RENOVATIONS</b>						
	Construct renovations and equip Police Department facilities.						
	Equipment	500,000	-	-	-	-	500,000
	Construction	639,890	-	-	-	-	639,890
	<b>Project Total</b>	<b>\$1,139,890</b>	<b>-</b>	<b>-</b>	<b>-</b>	<b>-</b>	<b>\$1,139,890</b>
	2001 Police Facilities & Equipment Bonds	1,139,890	-	-	-	-	1,139,890
	<b>Funding Total</b>	<b>\$1,139,890</b>	<b>-</b>	<b>-</b>	<b>-</b>	<b>-</b>	<b>\$1,139,890</b>
<b>PD00000027</b>	<b>POLICE IMPACT FEES - AHWATUKEE/FOOTHILLS</b>						
	Acquire land for a neighborhood police station in the Ahwatukee/Foothills area.						
	Land Acquisition	75,327	-	-	-	-	75,327
	<b>Project Total</b>	<b>\$75,327</b>	<b>-</b>	<b>-</b>	<b>-</b>	<b>-</b>	<b>\$75,327</b>
	Impact Fee - Ahwatukee, Police	75,327	-	-	-	-	75,327
	<b>Funding Total</b>	<b>\$75,327</b>	<b>-</b>	<b>-</b>	<b>-</b>	<b>-</b>	<b>\$75,327</b>
<b>PD00000040</b>	<b>SUNNYSLOPE NEIGHBORHOOD POLICE STATION</b>						
	Design and construct neighborhood Police Station at 7th Ave and Peoria.						
	Design	772,670	-	-	-	-	772,670
	Construction	1,457,230	-	-	-	-	1,457,230
	<b>Project Total</b>	<b>\$2,229,900</b>	<b>-</b>	<b>-</b>	<b>-</b>	<b>-</b>	<b>\$2,229,900</b>
	2001 Police Facilities & Equipment Bonds	2,229,900	-	-	-	-	2,229,900
	<b>Funding Total</b>	<b>\$2,229,900</b>	<b>-</b>	<b>-</b>	<b>-</b>	<b>-</b>	<b>\$2,229,900</b>
<b>PD00000047</b>	<b>NORTHWEST PRECINCT-LAND</b>						
	Purchase land for the Northwest Precinct (Daisy Trail).						
	Land Acquisition	-	-	-	2,600,000	-	2,600,000
	<b>Project Total</b>	<b>-</b>	<b>-</b>	<b>-</b>	<b>\$2,600,000</b>	<b>-</b>	<b>\$2,600,000</b>
	2006 Police, Fire, and Homeland Security Bonds	-	-	-	2,600,000	-	2,600,000
	<b>Funding Total</b>	<b>-</b>	<b>-</b>	<b>-</b>	<b>\$2,600,000</b>	<b>-</b>	<b>\$2,600,000</b>
<b>PD00000048</b>	<b>NORTHEAST / CAVE CREEK PRECINCT</b>						
	Design, construct and equip a Northeast/Cave Creek Precinct.						
	Study	-	-	-	6,930	-	6,930
	Equipment	1,500,000	-	-	-	-	1,500,000
	Design	3,600,000	-	-	884,070	-	4,484,070
	Construction	9,000,000	-	-	-	-	9,000,000
	<b>Project Total</b>	<b>\$14,100,000</b>	<b>-</b>	<b>-</b>	<b>\$891,000</b>	<b>-</b>	<b>\$14,991,000</b>
	Impact Fee - Desert View, Police	2,350,000	-	-	-	-	2,350,000
	General Lease Purchase	11,750,000	-	-	-	-	11,750,000
	2006 Police, Fire, and Homeland Security Bonds	-	-	-	891,000	-	891,000
	<b>Funding Total</b>	<b>\$14,100,000</b>	<b>-</b>	<b>-</b>	<b>\$891,000</b>	<b>-</b>	<b>\$14,991,000</b>

**City of Phoenix, Arizona**  
**2007-2012 Capital Improvement Program**  
**Police Protection**

<b>Project No.</b>	<b>Project Title</b>	<b>2007-08</b>	<b>2008-09</b>	<b>2009-10</b>	<b>2010-11</b>	<b>2011-12</b>	<b>Total</b>
<b>PD00000049</b>	<b>NORTHWEST / CACTUS PARK PRECINCT</b>						
	Function: Police Facilities						
	District: 1						
	Acquire land, design, construct and equip a new northwest precinct at I-17 and Happy Valley Road.						
Warranty		-	-	-	12,870	-	12,870
Study		-	6,930	-	-	-	6,930
Land Acquisition		-	3,098,000	-	-	-	3,098,000
Equipment		-	-	-	1,009,000	-	1,009,000
Design		-	-	2,797,740	-	-	2,797,740
Construction		-	-	-	7,401,240	-	7,401,240
<b>Project Total</b>		-	<b>\$3,104,930</b>	<b>\$2,797,740</b>	<b>\$8,423,110</b>	-	<b>\$14,325,780</b>
2006 Police, Fire, and Homeland Security Bonds		-	3,104,930	2,797,740	8,423,110	-	14,325,780
<b>Funding Total</b>		-	<b>\$3,104,930</b>	<b>\$2,797,740</b>	<b>\$8,423,110</b>	-	<b>\$14,325,780</b>
<b>PD00000053</b>	<b>SOUTHWEST PHOENIX FACILITY</b>						
	Function: Police Facilities						
	District: 7						
	Design, construct, and equip a new Southwest Phoenix Precinct.						
Study		-	-	-	6,930	-	6,930
Equipment		1,357,500	-	-	-	-	1,357,500
Design		2,350,000	-	-	389,070	-	2,739,070
Construction		8,000,000	-	-	-	-	8,000,000
<b>Project Total</b>		<b>\$11,707,500</b>	-	-	<b>\$396,000</b>	-	<b>\$12,103,500</b>
Impact Fee - Laveen, Police		2,357,500	-	-	-	-	2,357,500
General Lease Purchase		9,350,000	-	-	-	-	9,350,000
2006 Police, Fire, and Homeland Security Bonds		-	-	-	396,000	-	396,000
<b>Funding Total</b>		<b>\$11,707,500</b>	-	-	<b>\$396,000</b>	-	<b>\$12,103,500</b>
<b>PD00000054</b>	<b>SQUAW PEAK PRECINCT</b>						
	Function: Police Facilities						
	District: 6						
	Design, construct, and equip Squaw Peak Precinct.						
Warranty		-	-	11,880	-	-	11,880
Study		-	18,810	-	-	-	18,810
Equipment		-	-	1,764,000	-	-	1,764,000
Design		-	4,294,620	-	-	-	4,294,620
Construction		-	-	9,570,330	-	-	9,570,330
<b>Project Total</b>		-	<b>\$4,313,430</b>	<b>\$11,346,210</b>	-	-	<b>\$15,659,640</b>
2006 Police, Fire, and Homeland Security Bonds		-	4,313,430	11,346,210	-	-	15,659,640
<b>Funding Total</b>		-	<b>\$4,313,430</b>	<b>\$11,346,210</b>	-	-	<b>\$15,659,640</b>
<b>PD00000019</b>	<b>MOBILE ACTIVITY COMMAND VEHICLE</b>						
	Function: Police Technology						
	District: Citywide						
	Acquire a mobile activity command vehicle.						
Equipment		71,245	-	-	-	-	71,245
<b>Project Total</b>		<b>\$71,245</b>	-	-	-	-	<b>\$71,245</b>
2001 Police Facilities & Equipment Bonds		71,245	-	-	-	-	71,245
<b>Funding Total</b>		<b>\$71,245</b>	-	-	-	-	<b>\$71,245</b>

**City of Phoenix, Arizona**  
**2007-2012 Capital Improvement Program**  
**Police Protection**

<b>Project No.</b>	<b>Project Title</b>	<b>2007-08</b>	<b>2008-09</b>	<b>2009-10</b>	<b>2010-11</b>	<b>2011-12</b>	<b>Total</b>
<b>PD00000024</b>	<b>POLICE SURVEILLANCE/PACE IMAGING/COPLINK</b> Function: Police Technology District: Citywide						
	Acquire police surveillance, Pace imaging and COPLINK equipment.						
	Estimated full-year ongoing operating costs:	\$226,000					
	Equipment	171,132	-	-	-	-	171,132
	<b>Project Total</b>	<b>\$171,132</b>	-	-	-	-	<b>\$171,132</b>
	2001 Police, Fire & City Computer Bonds	171,132	-	-	-	-	171,132
	<b>Funding Total</b>	<b>\$171,132</b>	-	-	-	-	<b>\$171,132</b>
<b>PD00000025</b>	<b>POLICE CAD UPGRADE / MDT REPLACEMENT</b> Function: Police Technology District: Citywide						
	Upgrade computer-aided dispatch equipment and replace mobile data terminals.						
	Estimated full-year ongoing operating costs:	\$570,000					
	Equipment	2,495,026	-	-	-	-	2,495,026
	<b>Project Total</b>	<b>\$2,495,026</b>	-	-	-	-	<b>\$2,495,026</b>
	2001 Police, Fire & City Computer Bonds	2,495,026	-	-	-	-	2,495,026
	<b>Funding Total</b>	<b>\$2,495,026</b>	-	-	-	-	<b>\$2,495,026</b>
<b>PD00000044</b>	<b>AUTOMATED FINGERPRINT IDENTIFICATION SYSTEM (AFIS) UPGRADE</b> Function: Police Technology District: Citywide						
	Acquire additional equipment to upgrade the current AFIS system.						
	Equipment	-	600,000	-	-	-	600,000
	<b>Project Total</b>	-	<b>\$600,000</b>	-	-	-	<b>\$600,000</b>
	2006 Technology Bonds	-	600,000	-	-	-	600,000
	<b>Funding Total</b>	-	<b>\$600,000</b>	-	-	-	<b>\$600,000</b>
<b>PD00000045</b>	<b>COMMUNICATIONS CENTER EXPANSION</b> Function: Police Technology District: 8						
	Design the expansion of the current dispatch answering facility.						
	Design	-	-	-	891,000	-	891,000
	<b>Project Total</b>	-	-	-	<b>\$891,000</b>	-	<b>\$891,000</b>
	2006 Technology Bonds	-	-	-	891,000	-	891,000
	<b>Funding Total</b>	-	-	-	<b>\$891,000</b>	-	<b>\$891,000</b>
<b>PD00000046</b>	<b>COMPUTER AIDED DISPATCH REPLACEMENT</b> Function: Police Technology District: Citywide						
	Replace the Computer Aided Dispatch (CAD) System.						
	Study	-	1,002,870	-	-	-	1,002,870
	Equipment	-	-	6,222,000	-	-	6,222,000
	<b>Project Total</b>	-	<b>\$1,002,870</b>	<b>\$6,222,000</b>	-	-	<b>\$7,224,870</b>
	2006 Police, Fire, and Homeland Security Bonds	-	1,002,870	6,222,000	-	-	7,224,870
	<b>Funding Total</b>	-	<b>\$1,002,870</b>	<b>\$6,222,000</b>	-	-	<b>\$7,224,870</b>
<b>PD00000050</b>	<b>PACE UPGRADE/REPLACEMENT</b> Function: Police Technology District: Citywide						
	Evaluate and upgrade or replace the Police Automated Computer Entry system.						
	Study	-	590,040	-	-	-	590,040
	Equipment	-	2,384,000	2,490,000	-	-	4,874,000
	Design	-	4,815,360	5,052,960	-	-	9,868,320
	<b>Project Total</b>	-	<b>\$7,789,400</b>	<b>\$7,542,960</b>	-	-	<b>\$15,332,360</b>
	2006 Police, Fire, and Homeland Security Bonds	-	7,789,400	7,542,960	-	-	15,332,360
	<b>Funding Total</b>	-	<b>\$7,789,400</b>	<b>\$7,542,960</b>	-	-	<b>\$15,332,360</b>

**City of Phoenix, Arizona**  
**2007-2012 Capital Improvement Program**  
**Police Protection**

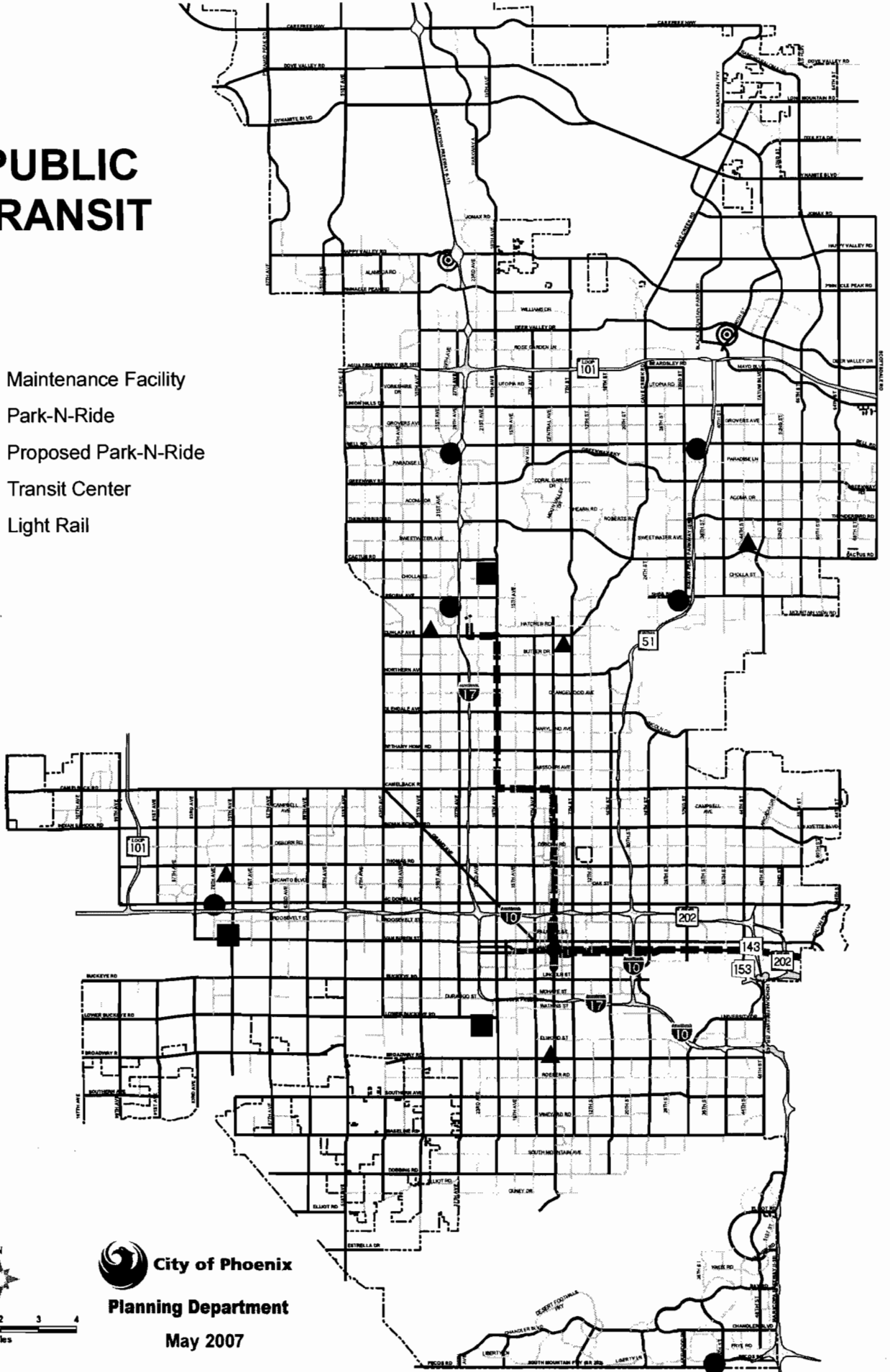
<b>Project No.</b>	<b>Project Title</b>	<b>2007-08</b>	<b>2008-09</b>	<b>2009-10</b>	<b>2010-11</b>	<b>2011-12</b>	<b>Total</b>
<b>PD0000052</b>	<b>POLICE SERVER REDUNDANCY</b>						
		<b>Function: Police Technology</b>				<b>District: Citywide</b>	
	Evaluate and purchase equipment to provide server redundancy for department computer systems.						
Study		-	-	125,000	-	-	125,000
Equipment		-	-	-	1,175,000	-	1,175,000
<b>Project Total</b>		-	-	<b>\$125,000</b>	<b>\$1,175,000</b>	-	<b>\$1,300,000</b>
2006 Technology Bonds		-	-	125,000	1,175,000	-	1,300,000
<b>Funding Total</b>		-	-	<b>\$125,000</b>	<b>\$1,175,000</b>	-	<b>\$1,300,000</b>
<b>PD0000017</b>	<b>RANGE DESIGN &amp; DRIVING TRACK IMPROVEMENTS</b>						
		<b>Function: Training Facilities</b>				<b>District: Citywide</b>	
	Construct improvements to the Police firing range and to the Police driving track.						
Construction		1,735,804	-	-	-	-	1,735,804
<b>Project Total</b>		<b>\$1,735,804</b>	-	-	-	-	<b>\$1,735,804</b>
2001 Police Facilities & Equipment Bonds		1,735,804	-	-	-	-	1,735,804
<b>Funding Total</b>		<b>\$1,735,804</b>	-	-	-	-	<b>\$1,735,804</b>
<b>BIPOL2007A</b>	<b>BOND ISSUANCE COSTS</b>						
		<b>Function: Debt</b>				<b>District: Citywide</b>	
	Bond issuance costs for Police precincts financing.						
Other		367,500	-	-	-	-	367,500
<b>Project Total</b>		<b>\$367,500</b>	-	-	-	-	<b>\$367,500</b>
General Lease Purchase		367,500	-	-	-	-	367,500
<b>Funding Total</b>		<b>\$367,500</b>	-	-	-	-	<b>\$367,500</b>
<b>AR4800001</b>	<b>POLICE PROTECTION - PERCENT FOR ART</b>						
		<b>Function: Percent for Art</b>				<b>District: Citywide</b>	
	Acquire artwork for Police Protection 2006 Bond projects.						
Construction		30,000	156,790	294,890	96,890	-	578,570
<b>Project Total</b>		<b>\$30,000</b>	<b>\$156,790</b>	<b>\$294,890</b>	<b>\$96,890</b>	-	<b>\$578,570</b>
2006 Technology Bonds		-	-	-	9,000	-	9,000
2006 Police, Fire, and Homeland Security Bonds		30,000	156,790	294,890	87,890	-	569,570
<b>Funding Total</b>		<b>\$30,000</b>	<b>\$156,790</b>	<b>\$294,890</b>	<b>\$96,890</b>	-	<b>\$578,570</b>
<b>AR4800002</b>	<b>POLICE CRIME LABORATORY - PERCENT FOR ART</b>						
		<b>Function: Percent for Art</b>				<b>District: 8</b>	
	Implement artwork into Police Crime Laboratory.						
Construction		33,216	-	-	-	-	33,216
<b>Project Total</b>		<b>\$33,216</b>	-	-	-	-	<b>\$33,216</b>
2001 Police Facilities & Equipment Bonds		33,216	-	-	-	-	33,216
<b>Funding Total</b>		<b>\$33,216</b>	-	-	-	-	<b>\$33,216</b>
<b>AR4800004</b>	<b>7TH AVE / PEORIA POLICE STATION - PERCENT FOR ART</b>						
		<b>Function: Percent for Art</b>				<b>District: 2</b>	
	Implement artwork into the 7th Avenue and Peoria Police Station.						
Construction		104,100	-	-	-	-	104,100
<b>Project Total</b>		<b>\$104,100</b>	-	-	-	-	<b>\$104,100</b>
2001 Police Facilities & Equipment Bonds		104,100	-	-	-	-	104,100
<b>Funding Total</b>		<b>\$104,100</b>	-	-	-	-	<b>\$104,100</b>

**City of Phoenix, Arizona**  
**2007-2012 Capital Improvement Program**  
**Police Protection**

<b>Project No.</b>	<b>Project Title</b>	<b>2007-08</b>	<b>2008-09</b>	<b>2009-10</b>	<b>2010-11</b>	<b>2011-12</b>	<b>Total</b>
<b>AR48000005</b>	<b>NORTHEAST / CAVE CREEK PRECINCT STATION - Function: Percent for Art PERCENT FOR ART</b>					<b>District: 2</b>	
	Design and fabricate a fence and gates.						
	Construction	189,000	-	-	-	-	189,000
	<b>Project Total</b>	<b>\$189,000</b>	-	-	-	-	<b>\$189,000</b>
	2006 CIC Wastewater Bonds	149,822	-	-	-	-	149,822
	2001 Police Facilities & Equipment Bonds	2,155	-	-	-	-	2,155
	1988 Police Protection Bonds	37,023	-	-	-	-	37,023
	<b>Funding Total</b>	<b>\$189,000</b>	-	-	-	-	<b>\$189,000</b>

# PUBLIC TRANSIT

- Maintenance Facility
- Park-N-Ride
- ◎ Proposed Park-N-Ride
- ▲ Transit Center
- Light Rail




**City of Phoenix**  
**Planning Department**  
 May 2007

## Public Transit

The \$662.8 million Public Transit program is funded with Transit 2000 revenue, regional transportation revenue including the half-cent countywide sales tax, Transit non-profit corporation bonds, and federal and state grants.

Phoenix voters approved Transit 2000, a 0.4 percent sales tax, on March 14, 2000, to fund extensive improvements to the city's public transit system. Projects planned in the Public Transit program include the following:

- Acquire standard buses, Dial-A-Ride replacement vans, neighborhood circulators and LNG engine upgrades
- Improve and maintain bus stops, bus shelters and Park-and-Ride locations
- Construct, expand and renovate north, south and heavy maintenance facilities
- Implement technology enhancements including upgrades to the vehicle management system and a wireless communication system for the regional bus system
- Plan and construct rapid transit and light rail including design of the northwest light rail extension
- Acquire land for Light Rail right-of-way and future Park-and-Ride locations

**2007-2012 CAPITAL IMPROVEMENT PROGRAM**

**Public Transit**  
Capital Improvement Program Summary

<b>Project Summary</b>	<b>2007-08</b>	<b>2008-09</b>	<b>2009-10</b>	<b>2010-11</b>	<b>2011-12</b>	<b>Total</b>
Bus and Vehicle Acquisition	\$ 17,791,647	\$ 8,645,000	\$ 34,630,000	\$ 34,602,641	\$ 29,045,000	\$ 124,714,288
Light Rail (Non Federal)	1,143,340	988,990	846,404	605,214	644,156	4,228,104
Light Rail and Planning Projects	15,518,239	21,320,000	21,211,717	2,816,775	31,348,364	92,215,095
Light Rail Right-of-way Acquisition	15,569,461	5,297,697	5,362,000	5,000,000	5,382,000	36,611,158
Maintenance Facilities	7,259,132	1,700,300	1,715,000	1,783,000	1,804,000	14,261,432
Other Transit Projects	14,145,285	12,155,541	3,853,750	5,844,238	1,984,109	37,982,923
Passenger Facilities	169,436,370	35,175,000	48,025,000	39,645,000	15,325,000	307,606,370
Technology/Communications	3,369,432	6,974,000	2,750,000	4,400,092	3,750,000	21,243,524
Contingencies	21,000,000	-	-	-	-	21,000,000
Percent for Art	2,976,789	-	-	-	-	2,976,789
<b>Total</b>	<b>\$ 268,209,695</b>	<b>\$ 92,256,528</b>	<b>\$ 118,393,871</b>	<b>\$ 94,696,960</b>	<b>\$ 89,282,629</b>	<b>\$ 662,839,683</b>

**Source of Funds**

Operating Funds

Capital Construction	\$ 2,000,000	\$ -	\$ -	\$ -	\$ -	\$ 2,000,000
Transit 2000 Initiative Revenue	42,709,941	42,386,528	50,487,517	54,054,319	28,138,629	217,776,934
Regional Transportation Plan-Transit	21,933,291	3,037,200	8,675,250	8,487,688	34,248,850	76,382,279
<b>Total Operating Funds</b>	<b>\$ 66,643,232</b>	<b>\$ 45,423,728</b>	<b>\$ 59,162,767</b>	<b>\$ 62,542,007</b>	<b>\$ 62,387,479</b>	<b>\$ 296,159,213</b>

Bond Funds

2006 Bonds	\$ 60,300	\$ -	\$ -	\$ -	\$ -	\$ 60,300
Non-profit Corporation Bonds - Public Transit	176,591,370	33,500,000	14,000,000	-	-	224,091,370
Non-profit Corporation Bonds - Wastewater	679,700	-	-	-	-	679,700
Nonprofit Corporation Bonds - Water	1,740,000	-	-	-	-	1,740,000
<b>Total Bond Funds</b>	<b>\$ 179,071,370</b>	<b>\$ 33,500,000</b>	<b>\$ 14,000,000</b>	<b>\$ -</b>	<b>\$ -</b>	<b>\$ 226,571,370</b>

Other Financing

Capital Grants	\$ 22,495,093	\$ 13,332,800	\$ 45,231,104	\$ 32,154,953	\$ 26,895,150	\$ 140,109,100
----------------	---------------	---------------	---------------	---------------	---------------	----------------

**Total Sources of Funds**

<b>Total Sources of Funds</b>	<b>\$ 268,209,695</b>	<b>\$ 92,256,528</b>	<b>\$ 118,393,871</b>	<b>\$ 94,696,960</b>	<b>\$ 89,282,629</b>	<b>\$ 662,839,683</b>
-------------------------------	-----------------------	----------------------	-----------------------	----------------------	----------------------	-----------------------

**City of Phoenix, Arizona**  
**2007-2012 Capital Improvement Program**  
**Public Transit**

<b>Project No.</b>	<b>Project Title</b>	<b>2007-08</b>	<b>2008-09</b>	<b>2009-10</b>	<b>2010-11</b>	<b>2011-12</b>	<b>Total</b>
<b>PT00110001</b>	<b>STANDARD BUSES</b>						
		<b>Function: Bus and Vehicle Acquisition</b>			<b>District: Citywide</b>		
	Purchase, make-ready and inspect replacement buses.						
Equipment		-	4,960,000	31,925,000	32,428,000	23,805,000	93,118,000
<b>Project Total</b>		-	<b>\$4,960,000</b>	<b>\$31,925,000</b>	<b>\$32,428,000</b>	<b>\$23,805,000</b>	<b>\$93,118,000</b>
Regional Transportation Plan-Transit		-	843,200	5,427,250	3,852,760	4,046,850	14,170,060
FTA Awards		-	4,116,800	26,497,750	28,575,240	19,758,150	78,947,940
<b>Funding Total</b>		-	<b>\$4,960,000</b>	<b>\$31,925,000</b>	<b>\$32,428,000</b>	<b>\$23,805,000</b>	<b>\$93,118,000</b>
<b>PT00110003</b>	<b>REPLACEMENT VANS</b>						
		<b>Function: Bus and Vehicle Acquisition</b>			<b>District: Citywide</b>		
	Purchase replacement Dial-A-Ride Vans.						
Equipment		-	2,370,000	2,490,000	1,959,641	2,610,000	9,429,641
<b>Project Total</b>		-	<b>\$2,370,000</b>	<b>\$2,490,000</b>	<b>\$1,959,641</b>	<b>\$2,610,000</b>	<b>\$9,429,641</b>
Regional Transportation Plan-Transit		-	474,000	498,000	391,928	522,000	1,885,928
FTA Awards		-	1,896,000	1,992,000	1,567,713	2,088,000	7,543,713
<b>Funding Total</b>		-	<b>\$2,370,000</b>	<b>\$2,490,000</b>	<b>\$1,959,641</b>	<b>\$2,610,000</b>	<b>\$9,429,641</b>
<b>PT00110012</b>	<b>WHEELCHAIR ACCESSIBLE MINI VANS</b>						
		<b>Function: Bus and Vehicle Acquisition</b>			<b>District: Citywide</b>		
	Purchase wheelchair accessible mini vans.						
Equipment		245,387	215,000	215,000	215,000	215,000	1,105,387
<b>Project Total</b>		<b>\$245,387</b>	<b>\$215,000</b>	<b>\$215,000</b>	<b>\$215,000</b>	<b>\$215,000</b>	<b>\$1,105,387</b>
Transit 2000 Initiative Revenue		245,387	215,000	215,000	215,000	215,000	1,105,387
<b>Funding Total</b>		<b>\$245,387</b>	<b>\$215,000</b>	<b>\$215,000</b>	<b>\$215,000</b>	<b>\$215,000</b>	<b>\$1,105,387</b>
<b>PT00110013</b>	<b>FIRE SUPPRES. SYS FOR NEW FLYER BUSES</b>						
		<b>Function: Bus and Vehicle Acquisition</b>			<b>District: Citywide</b>		
	Acquire a fire suppression system for New Flyer buses.						
Equipment		29,484	-	-	-	-	29,484
<b>Project Total</b>		<b>\$29,484</b>	-	-	-	-	<b>\$29,484</b>
Transit 2000 Initiative Revenue		14,742	-	-	-	-	14,742
LTAIF II		14,742	-	-	-	-	14,742
<b>Funding Total</b>		<b>\$29,484</b>	-	-	-	-	<b>\$29,484</b>
<b>PT00110014</b>	<b>ARTIC REPOWER PROJECT</b>						
		<b>Function: Bus and Vehicle Acquisition</b>			<b>District: Citywide</b>		
	Purchase equipment to improve engine performance.						
Equipment		1,000,000	-	-	-	-	1,000,000
<b>Project Total</b>		<b>\$1,000,000</b>	-	-	-	-	<b>\$1,000,000</b>
Transit 2000 Initiative Revenue		1,000,000	-	-	-	-	1,000,000
<b>Funding Total</b>		<b>\$1,000,000</b>	-	-	-	-	<b>\$1,000,000</b>
<b>PT00110015</b>	<b>PARTICULATE CLEANING EQUIPMENT</b>						
		<b>Function: Bus and Vehicle Acquisition</b>			<b>District: Citywide</b>		
	Purchase cleaning equipment for particulate traps.						
Equipment		200,000	-	-	-	-	200,000
<b>Project Total</b>		<b>\$200,000</b>	-	-	-	-	<b>\$200,000</b>
Transit 2000 Initiative Revenue		200,000	-	-	-	-	200,000
<b>Funding Total</b>		<b>\$200,000</b>	-	-	-	-	<b>\$200,000</b>

**City of Phoenix, Arizona**  
**2007-2012 Capital Improvement Program**  
**Public Transit**

<b>Project No.</b>	<b>Project Title</b>	<b>2007-08</b>	<b>2008-09</b>	<b>2009-10</b>	<b>2010-11</b>	<b>2011-12</b>	<b>Total</b>
<b>PT00110017</b>	<b>NEIGHBORHOOD CIRCULATORS</b>						
	Purchase neighborhood circulator vans.						
	Equipment	2,400,000	-	-	-	2,415,000	4,815,000
	<b>Project Total</b>	<b>\$2,400,000</b>	-	-	-	<b>\$2,415,000</b>	<b>\$4,815,000</b>
	Transit 2000 Initiative Revenue	2,400,000	-	-	-	2,415,000	4,815,000
	<b>Funding Total</b>	<b>\$2,400,000</b>	-	-	-	<b>\$2,415,000</b>	<b>\$4,815,000</b>
<b>PT74110003</b>	<b>ALEX BUSES</b>						
	Prepare 7 replacement circulator buses for service.						
	Equipment	28,809	-	-	-	-	28,809
	<b>Project Total</b>	<b>\$28,809</b>	-	-	-	-	<b>\$28,809</b>
	Transit 2000 Initiative Revenue	5,762	-	-	-	-	5,762
	FTA Awards	23,047	-	-	-	-	23,047
	<b>Funding Total</b>	<b>\$28,809</b>	-	-	-	-	<b>\$28,809</b>
<b>PT74110006</b>	<b>LNG BUS ENGINE UPGRADES</b>						
	Refurbish and replace LNG-fueled bus engines.						
	Equipment	1,473,733	-	-	-	-	1,473,733
	<b>Project Total</b>	<b>\$1,473,733</b>	-	-	-	-	<b>\$1,473,733</b>
	Transit 2000 Initiative Revenue	294,747	-	-	-	-	294,747
	FTA Awards	1,178,986	-	-	-	-	1,178,986
	<b>Funding Total</b>	<b>\$1,473,733</b>	-	-	-	-	<b>\$1,473,733</b>
<b>PT80110001</b>	<b>PURCHASE 25 DIAL A RIDE VANS</b>						
	Purchase 25 replacement Dial a Ride vans.						
	Equipment	256,999	-	-	-	-	256,999
	<b>Project Total</b>	<b>\$256,999</b>	-	-	-	-	<b>\$256,999</b>
	Regional Transportation Plan-Transit	51,400	-	-	-	-	51,400
	FTA Awards	205,599	-	-	-	-	205,599
	<b>Funding Total</b>	<b>\$256,999</b>	-	-	-	-	<b>\$256,999</b>
<b>PT80110002</b>	<b>PURCHASE 5 DIAL A RIDE VANS</b>						
	Purchase 5 Dial a Ride vans for service expansion.						
	Equipment	29,235	-	-	-	-	29,235
	<b>Project Total</b>	<b>\$29,235</b>	-	-	-	-	<b>\$29,235</b>
	Regional Transportation Plan-Transit	5,847	-	-	-	-	5,847
	FTA Awards	23,388	-	-	-	-	23,388
	<b>Funding Total</b>	<b>\$29,235</b>	-	-	-	-	<b>\$29,235</b>
<b>PT88110001</b>	<b>STANDARD 40FT BUSES</b>						
	Purchase, make-ready and inspect replacement buses.						
	Equipment	8,748,000	-	-	-	-	8,748,000
	<b>Project Total</b>	<b>\$8,748,000</b>	-	-	-	-	<b>\$8,748,000</b>
	Regional Transportation Plan-Transit	1,400,120	-	-	-	-	1,400,120
	FTA Awards	7,347,880	-	-	-	-	7,347,880
	<b>Funding Total</b>	<b>\$8,748,000</b>	-	-	-	-	<b>\$8,748,000</b>

**City of Phoenix, Arizona**  
**2007-2012 Capital Improvement Program**  
**Public Transit**

<b>Project No.</b>	<b>Project Title</b>	<b>2007-08</b>	<b>2008-09</b>	<b>2009-10</b>	<b>2010-11</b>	<b>2011-12</b>	<b>Total</b>
<b>PT88110002</b>	<b>DIAL-A-RIDE VANS REPLACEMENT</b>						
	Purchase replacement Dial-A-Ride Vans.						
	Equipment	2,280,000	-	-	-	-	2,280,000
	<b>Project Total</b>	<b>\$2,280,000</b>	<b>-</b>	<b>-</b>	<b>-</b>	<b>-</b>	<b>\$2,280,000</b>
	Regional Transportation Plan-Transit	456,000	-	-	-	-	456,000
	FTA Awards	1,824,000	-	-	-	-	1,824,000
	<b>Funding Total</b>	<b>\$2,280,000</b>	<b>-</b>	<b>-</b>	<b>-</b>	<b>-</b>	<b>\$2,280,000</b>
<b>PT88110003</b>	<b>BUS MID-LIFE REHABILITATION PROJECT</b>						
	Rebuild engine, provide new paint, replace windows and upholstery to buses on as-needed basis.						
	Equipment	1,100,000	1,100,000	-	-	-	2,200,000
	<b>Project Total</b>	<b>\$1,100,000</b>	<b>\$1,100,000</b>	<b>-</b>	<b>-</b>	<b>-</b>	<b>\$2,200,000</b>
	Transit 2000 Initiative Revenue	220,000	-	-	-	-	220,000
	Regional Transportation Plan-Transit	-	220,000	-	-	-	220,000
	FTA Awards	880,000	880,000	-	-	-	1,760,000
	<b>Funding Total</b>	<b>\$1,100,000</b>	<b>\$1,100,000</b>	<b>-</b>	<b>-</b>	<b>-</b>	<b>\$2,200,000</b>
<b>PT00190001</b>	<b>CONTINGENCY</b>						
	Contingency for change orders, inflation or other unexpected costs for design and construction projects.						
	Construction	21,000,000	-	-	-	-	21,000,000
	<b>Project Total</b>	<b>\$21,000,000</b>	<b>-</b>	<b>-</b>	<b>-</b>	<b>-</b>	<b>\$21,000,000</b>
	Transit 2000 Initiative Revenue	3,000,000	-	-	-	-	3,000,000
	Regional Transportation Plan-Transit	10,000,000	-	-	-	-	10,000,000
	LTAf II	4,000,000	-	-	-	-	4,000,000
	FTA Awards	4,000,000	-	-	-	-	4,000,000
	<b>Funding Total</b>	<b>\$21,000,000</b>	<b>-</b>	<b>-</b>	<b>-</b>	<b>-</b>	<b>\$21,000,000</b>
<b>PT00270002</b>	<b>SUPPORT SERVICES - LIGHT RAIL</b>						
	Charges for City staff support of Light Rail project.						
	Other	419,140	449,158	481,410	516,073	553,232	2,419,013
	<b>Project Total</b>	<b>\$419,140</b>	<b>\$449,158</b>	<b>\$481,410</b>	<b>\$516,073</b>	<b>\$553,232</b>	<b>\$2,419,013</b>
	Transit 2000 Initiative Revenue	419,140	449,158	481,410	516,073	553,232	2,419,013
	<b>Funding Total</b>	<b>\$419,140</b>	<b>\$449,158</b>	<b>\$481,410</b>	<b>\$516,073</b>	<b>\$553,232</b>	<b>\$2,419,013</b>
<b>PT00270003</b>	<b>BUSINESS ASSISTANCE</b>						
	Provide assistance to businesses affected by Light Rail construction.						
	Study	546,600	456,600	277,600	-	-	1,280,800
	<b>Project Total</b>	<b>\$546,600</b>	<b>\$456,600</b>	<b>\$277,600</b>	<b>-</b>	<b>-</b>	<b>\$1,280,800</b>
	Transit 2000 Initiative Revenue	546,600	456,600	277,600	-	-	1,280,800
	<b>Funding Total</b>	<b>\$546,600</b>	<b>\$456,600</b>	<b>\$277,600</b>	<b>-</b>	<b>-</b>	<b>\$1,280,800</b>
<b>PT00270006</b>	<b>LIGHT TRAIL TRANSIT SPEED HUMPS</b>						
	Install speed humps in neighborhoods adjacent to the Light Rail route.						
	Construction	75,000	-	-	-	-	75,000
	<b>Project Total</b>	<b>\$75,000</b>	<b>-</b>	<b>-</b>	<b>-</b>	<b>-</b>	<b>\$75,000</b>
	Transit 2000 Initiative Revenue	75,000	-	-	-	-	75,000
	<b>Funding Total</b>	<b>\$75,000</b>	<b>-</b>	<b>-</b>	<b>-</b>	<b>-</b>	<b>\$75,000</b>



**City of Phoenix, Arizona**  
**2007-2012 Capital Improvement Program**  
**Public Transit**

<b>Project No.</b>	<b>Project Title</b>	<b>2007-08</b>	<b>2008-09</b>	<b>2009-10</b>	<b>2010-11</b>	<b>2011-12</b>	<b>Total</b>
<b>PT00130021</b>	<b>NORTH AND SOUTH MAINTENANCE FACILITIES ROOFING AND ELECTRICAL UPGRADES</b>						
	Replace roofing and upgrade electrical systems.						
	Construction	2,277,000	-	-	-	-	2,277,000
	<b>Project Total</b>	<b>\$2,277,000</b>	-	-	-	-	<b>\$2,277,000</b>
	Transit 2000 Initiative Revenue	1,138,500	-	-	-	-	1,138,500
	LTAIF II	1,138,500	-	-	-	-	1,138,500
	<b>Funding Total</b>	<b>\$2,277,000</b>	-	-	-	-	<b>\$2,277,000</b>
<b>PT00130022</b>	<b>NORTH FACILITY EXPANSION</b>						
	Expand existing North Facility satellite to a full-functioning maintenance facility.						
	Construction	3,800,000	17,000,000	-	-	-	20,800,000
	<b>Project Total</b>	<b>\$3,800,000</b>	<b>\$17,000,000</b>	-	-	-	<b>\$20,800,000</b>
	Transit 2000 Initiative Revenue	3,800,000	17,000,000	-	-	-	20,800,000
	<b>Funding Total</b>	<b>\$3,800,000</b>	<b>\$17,000,000</b>	-	-	-	<b>\$20,800,000</b>
<b>PT00130023</b>	<b>SOUTH FACILITY CONVERSION</b>						
	Construct South Facility upgrade.						
	Construction	500,000	4,000,000	19,000,000	-	-	23,500,000
	<b>Project Total</b>	<b>\$500,000</b>	<b>\$4,000,000</b>	<b>\$19,000,000</b>	-	-	<b>\$23,500,000</b>
	Transit 2000 Initiative Revenue	100,000	800,000	3,800,000	-	-	4,700,000
	FTA Awards	400,000	3,200,000	15,200,000	-	-	18,800,000
	<b>Funding Total</b>	<b>\$500,000</b>	<b>\$4,000,000</b>	<b>\$19,000,000</b>	-	-	<b>\$23,500,000</b>
<b>PT46130001</b>	<b>CONSTRUCTION-WEST OPS. FACILITY</b>						
	Construct West Operations Facility.						
	Construction	2,217,750	-	-	-	-	2,217,750
	<b>Project Total</b>	<b>\$2,217,750</b>	-	-	-	-	<b>\$2,217,750</b>
	Regional Transportation Plan-Transit	2,217,750	-	-	-	-	2,217,750
	<b>Funding Total</b>	<b>\$2,217,750</b>	-	-	-	-	<b>\$2,217,750</b>
<b>PT46130002</b>	<b>HEAVY MAINTENANCE FACILITY</b>						
	Design Heavy Maintenance Facility.						
	Design	-	-	1,451,539	-	-	1,451,539
	<b>Project Total</b>	-	-	<b>\$1,451,539</b>	-	-	<b>\$1,451,539</b>
	Transit 2000 Initiative Revenue	-	-	290,308	-	-	290,308
	FTA Awards	-	-	1,161,231	-	-	1,161,231
	<b>Funding Total</b>	-	-	<b>\$1,451,539</b>	-	-	<b>\$1,451,539</b>
<b>PT50130012</b>	<b>PRE-DESIGN DIAL-A-RIDE OPERATIONS FACILITY</b>						
	Pre-design for new Dial-A-Ride operations facility.						
	Pre-design	-	-	425,154	-	-	425,154
	<b>Project Total</b>	-	-	<b>\$425,154</b>	-	-	<b>\$425,154</b>
	Transit 2000 Initiative Revenue	-	-	85,031	-	-	85,031
	FTA Awards	-	-	340,123	-	-	340,123
	<b>Funding Total</b>	-	-	<b>\$425,154</b>	-	-	<b>\$425,154</b>

**City of Phoenix, Arizona**  
**2007-2012 Capital Improvement Program**  
**Public Transit**

<b>Project No.</b>	<b>Project Title</b>	<b>2007-08</b>	<b>2008-09</b>	<b>2009-10</b>	<b>2010-11</b>	<b>2011-12</b>	<b>Total</b>
<b>PT59130001</b>	<b>HEAVY MAINTENANCE FACILITY</b>						
	Construct Heavy Maintenance facility.						
	Estimated full-year ongoing operating costs:	\$256,000					
	Construction	-	-	-	2,465,000	30,979,000	33,444,000
	<b>Project Total</b>	-	-	-	<b>\$2,465,000</b>	<b>\$30,979,000</b>	<b>\$33,444,000</b>
	Regional Transportation Plan-Transit	-	-	-	493,000	25,930,000	26,423,000
	FTA Awards	-	-	-	1,972,000	5,049,000	7,021,000
	<b>Funding Total</b>	-	-	-	<b>\$2,465,000</b>	<b>\$30,979,000</b>	<b>\$33,444,000</b>
<b>PT63130002</b>	<b>NORTH/SOUTH FACILITY IMPROVEMENTS</b>						
	Final costs to construct North and South Facility.						
	Construction	25,000	-	-	-	-	25,000
	<b>Project Total</b>	<b>\$25,000</b>	-	-	-	-	<b>\$25,000</b>
	Transit 2000 Initiative Revenue	5,000	-	-	-	-	5,000
	FTA Formula Grant - 2001 Entitlement	20,000	-	-	-	-	20,000
	<b>Funding Total</b>	<b>\$25,000</b>	-	-	-	-	<b>\$25,000</b>
<b>PT63130004</b>	<b>LNG REFURBISHMENTS AT SOUTH DIVISION</b>						
	Refurbish LNG Fueling Station.						
	Equipment	80,000	-	-	-	-	80,000
	<b>Project Total</b>	<b>\$80,000</b>	-	-	-	-	<b>\$80,000</b>
	Transit 2000 Initiative Revenue	16,000	-	-	-	-	16,000
	FTA Formula Grant - 2001 Entitlement	64,000	-	-	-	-	64,000
	<b>Funding Total</b>	<b>\$80,000</b>	-	-	-	-	<b>\$80,000</b>
<b>PT68130002</b>	<b>ANNUAL REFURBISHMENT - OPERATING FACILITIES</b>						
	Refurbish both North and South Division facilities.						
	Construction	85,000	-	-	-	-	85,000
	<b>Project Total</b>	<b>\$85,000</b>	-	-	-	-	<b>\$85,000</b>
	Transit 2000 Initiative Revenue	85,000	-	-	-	-	85,000
	<b>Funding Total</b>	<b>\$85,000</b>	-	-	-	-	<b>\$85,000</b>
<b>PT68130004</b>	<b>FUEL MANAGEMENT SYSTEM</b>						
	Upgrade fuel management system at the North and South Division facilities.						
	Construction	882,000	-	-	-	-	882,000
	<b>Project Total</b>	<b>\$882,000</b>	-	-	-	-	<b>\$882,000</b>
	Transit 2000 Initiative Revenue	588,201	-	-	-	-	588,201
	FTA Awards 0043	293,799	-	-	-	-	293,799
	<b>Funding Total</b>	<b>\$882,000</b>	-	-	-	-	<b>\$882,000</b>
<b>PT70130001</b>	<b>LNG FUELING STATION - SOUTH</b>						
	Refurbish LNG Fueling Station at the South facility.						
	Construction	227,000	-	-	-	-	227,000
	<b>Project Total</b>	<b>\$227,000</b>	-	-	-	-	<b>\$227,000</b>
	Transit 2000 Initiative Revenue	45,400	-	-	-	-	45,400
	FTA Awards	181,600	-	-	-	-	181,600
	<b>Funding Total</b>	<b>\$227,000</b>	-	-	-	-	<b>\$227,000</b>

**City of Phoenix, Arizona**  
**2007-2012 Capital Improvement Program**  
**Public Transit**

<b>Project No.</b>	<b>Project Title</b>	<b>2007-08</b>	<b>2008-09</b>	<b>2009-10</b>	<b>2010-11</b>	<b>2011-12</b>	<b>Total</b>
<b>PT70130002</b>	<b>OPS FACILITY ANNUAL REFURBISHMENT (05)</b> Refurbish North and South Division facilities.						
			<b>Function: Maintenance Facilities</b>			<b>District: 3 &amp; 7</b>	
Construction		50,000	-	-	-	-	50,000
<b>Project Total</b>		<b>\$50,000</b>	-	-	-	-	<b>\$50,000</b>
Transit 2000 Initiative Revenue		10,000	-	-	-	-	10,000
FTA Awards		40,000	-	-	-	-	40,000
<b>Funding Total</b>		<b>\$50,000</b>	-	-	-	-	<b>\$50,000</b>
<b>PT70130004</b>	<b>VEHICLE INTERIOR CLEANERS</b> Replace vehicle interior cleaners at the North and South facilities.						
			<b>Function: Maintenance Facilities</b>			<b>District: 3 &amp; 7</b>	
Construction		2,500	-	-	-	-	2,500
<b>Project Total</b>		<b>\$2,500</b>	-	-	-	-	<b>\$2,500</b>
Transit 2000 Initiative Revenue		500	-	-	-	-	500
FTA Awards		2,000	-	-	-	-	2,000
<b>Funding Total</b>		<b>\$2,500</b>	-	-	-	-	<b>\$2,500</b>
<b>PT74130003</b>	<b>VEHICLE INTERIOR CLEANERS</b> Acquire vehicle interior cleaners.						
			<b>Function: Maintenance Facilities</b>			<b>District: 3 &amp; 7</b>	
Construction		7,500	-	-	-	-	7,500
<b>Project Total</b>		<b>\$7,500</b>	-	-	-	-	<b>\$7,500</b>
Transit 2000 Initiative Revenue		1,500	-	-	-	-	1,500
FTA Awards		6,000	-	-	-	-	6,000
<b>Funding Total</b>		<b>\$7,500</b>	-	-	-	-	<b>\$7,500</b>
<b>PT74130004</b>	<b>SITE IMPROVEMENTS NORTH &amp; SOUTH</b> Construct site improvements.						
			<b>Function: Maintenance Facilities</b>			<b>District: 3 &amp; 7</b>	
Construction		300,000	-	-	-	-	300,000
<b>Project Total</b>		<b>\$300,000</b>	-	-	-	-	<b>\$300,000</b>
Transit 2000 Initiative Revenue		60,000	-	-	-	-	60,000
FTA Awards		240,000	-	-	-	-	240,000
<b>Funding Total</b>		<b>\$300,000</b>	-	-	-	-	<b>\$300,000</b>
<b>PT74130005</b>	<b>ROOFING &amp; ELECTRICAL AT NORTH &amp; SOUTH</b> Construct roofing and electrical improvements.						
			<b>Function: Maintenance Facilities</b>			<b>District: 3 &amp; 7</b>	
Construction		250,000	-	-	-	-	250,000
<b>Project Total</b>		<b>\$250,000</b>	-	-	-	-	<b>\$250,000</b>
Transit 2000 Initiative Revenue		50,000	-	-	-	-	50,000
FTA Awards		200,000	-	-	-	-	200,000
<b>Funding Total</b>		<b>\$250,000</b>	-	-	-	-	<b>\$250,000</b>
<b>PT74130006</b>	<b>HVAC IMPROVEMENTS AT NORTH</b> Construct HVAC improvements.						
			<b>Function: Maintenance Facilities</b>			<b>District: 3</b>	
Construction		77,000	-	-	-	-	77,000
<b>Project Total</b>		<b>\$77,000</b>	-	-	-	-	<b>\$77,000</b>
Transit 2000 Initiative Revenue		15,400	-	-	-	-	15,400
FTA Awards		61,600	-	-	-	-	61,600
<b>Funding Total</b>		<b>\$77,000</b>	-	-	-	-	<b>\$77,000</b>

**City of Phoenix, Arizona**  
**2007-2012 Capital Improvement Program**  
**Public Transit**

<b>Project No.</b>	<b>Project Title</b>	<b>2007-08</b>	<b>2008-09</b>	<b>2009-10</b>	<b>2010-11</b>	<b>2011-12</b>	<b>Total</b>
<b>PT80130001</b>	<b>UPGRADES - NORTH AND SOUTH FACILITY</b>	<b>Function: Maintenance Facilities</b>			<b>District: 3 &amp; 7</b>		
	Design and construct upgrades at north and south facility.						
	Construction	2,413,571	-	-	-	-	2,413,571
	<b>Project Total</b>	<b>\$2,413,571</b>	<b>-</b>	<b>-</b>	<b>-</b>	<b>-</b>	<b>\$2,413,571</b>
	Transit 2000 Initiative Revenue	562,714	-	-	-	-	562,714
	FTA Awards	1,850,857	-	-	-	-	1,850,857
	<b>Funding Total</b>	<b>\$2,413,571</b>	<b>-</b>	<b>-</b>	<b>-</b>	<b>-</b>	<b>\$2,413,571</b>
<b>PT00140001</b>	<b>BUS PULLOUTS</b>	<b>Function: Other Transit Projects</b>			<b>District: Citywide</b>		
	Install new bus pullouts.						
	Construction	1,889,277	1,385,000	1,445,000	1,510,000	1,580,000	7,809,277
	<b>Project Total</b>	<b>\$1,889,277</b>	<b>\$1,385,000</b>	<b>\$1,445,000</b>	<b>\$1,510,000</b>	<b>\$1,580,000</b>	<b>\$7,809,277</b>
	Transit 2000 Initiative Revenue	1,889,277	1,385,000	1,445,000	1,510,000	1,580,000	7,809,277
	<b>Funding Total</b>	<b>\$1,889,277</b>	<b>\$1,385,000</b>	<b>\$1,445,000</b>	<b>\$1,510,000</b>	<b>\$1,580,000</b>	<b>\$7,809,277</b>
<b>PT00140002</b>	<b>LEFT TURN ARROWS</b>	<b>Function: Other Transit Projects</b>			<b>District: Citywide</b>		
	Install new left turn arrows.						
	Construction	55,000	56,000	56,000	57,000	57,000	281,000
	<b>Project Total</b>	<b>\$55,000</b>	<b>\$56,000</b>	<b>\$56,000</b>	<b>\$57,000</b>	<b>\$57,000</b>	<b>\$281,000</b>
	Transit 2000 Initiative Revenue	55,000	56,000	56,000	57,000	57,000	281,000
	<b>Funding Total</b>	<b>\$55,000</b>	<b>\$56,000</b>	<b>\$56,000</b>	<b>\$57,000</b>	<b>\$57,000</b>	<b>\$281,000</b>
<b>PT00140003</b>	<b>BICYCLE LANES</b>	<b>Function: Other Transit Projects</b>			<b>District: Citywide</b>		
	Construct new bicycle lanes.						
	Construction	161,000	162,000	164,000	166,000	167,000	820,000
	<b>Project Total</b>	<b>\$161,000</b>	<b>\$162,000</b>	<b>\$164,000</b>	<b>\$166,000</b>	<b>\$167,000</b>	<b>\$820,000</b>
	Transit 2000 Initiative Revenue	161,000	162,000	164,000	166,000	167,000	820,000
	<b>Funding Total</b>	<b>\$161,000</b>	<b>\$162,000</b>	<b>\$164,000</b>	<b>\$166,000</b>	<b>\$167,000</b>	<b>\$820,000</b>
<b>PT00140086</b>	<b>BUS BAY-WB VAN BUREN AND 59TH AVE</b>	<b>Function: Other Transit Projects</b>			<b>District: 7</b>		
	Construct a Bus Bay on westbound Van Buren at 59th Ave.						
	Construction	5,800	-	-	-	-	5,800
	<b>Project Total</b>	<b>\$5,800</b>	<b>-</b>	<b>-</b>	<b>-</b>	<b>-</b>	<b>\$5,800</b>
	Transit 2000 Initiative Revenue	5,800	-	-	-	-	5,800
	<b>Funding Total</b>	<b>\$5,800</b>	<b>-</b>	<b>-</b>	<b>-</b>	<b>-</b>	<b>\$5,800</b>
<b>PT00140156</b>	<b>BUS BAY - SB 99TH AVE &amp; CAMELBACK RD</b>	<b>Function: Other Transit Projects</b>			<b>District: 5</b>		
	Construct a Bus Bay on southbound 99th Ave and Camelback Rd.						
	Construction	8,207	-	-	-	-	8,207
	<b>Project Total</b>	<b>\$8,207</b>	<b>-</b>	<b>-</b>	<b>-</b>	<b>-</b>	<b>\$8,207</b>
	Transit 2000 Initiative Revenue	8,207	-	-	-	-	8,207
	<b>Funding Total</b>	<b>\$8,207</b>	<b>-</b>	<b>-</b>	<b>-</b>	<b>-</b>	<b>\$8,207</b>



**City of Phoenix, Arizona**  
**2007-2012 Capital Improvement Program**  
**Public Transit**

<b>Project No.</b>	<b>Project Title</b>	<b>2007-08</b>	<b>2008-09</b>	<b>2009-10</b>	<b>2010-11</b>	<b>2011-12</b>	<b>Total</b>
<b>PT00140921</b>	<b>BICYCLE LANES - LIGHT RAIL TRANSIT PROJECT</b>	<b>Function: Other Transit Projects</b>				<b>District: Various</b>	
Construct new bicycle lanes along the Light Rail route.							
Construction		47,900	7,700	-	-	-	55,600
<b>Project Total</b>		<b>\$47,900</b>	<b>\$7,700</b>	-	-	-	<b>\$55,600</b>
Transit 2000 Initiative Revenue		47,900	7,700	-	-	-	55,600
<b>Funding Total</b>		<b>\$47,900</b>	<b>\$7,700</b>	-	-	-	<b>\$55,600</b>
<b>PT00140933</b>	<b>LARGE TRUCK ACCESS-LIGHT RAIL TRANSIT PROJECT</b>	<b>Function: Other Transit Projects</b>				<b>District: 8</b>	
Construct large truck access on Washington between 16th and 26th Streets.							
Construction		110,000	16,700	-	-	-	126,700
<b>Project Total</b>		<b>\$110,000</b>	<b>\$16,700</b>	-	-	-	<b>\$126,700</b>
Transit 2000 Initiative Revenue		110,000	16,700	-	-	-	126,700
<b>Funding Total</b>		<b>\$110,000</b>	<b>\$16,700</b>	-	-	-	<b>\$126,700</b>
<b>PT00140938</b>	<b>LRT PROJECT - 11TH STREET TURNAROUND</b>	<b>Function: Other Transit Projects</b>				<b>District: 8</b>	
Construct a light rail turnaround.							
Construction		4,352,605	-	-	-	-	4,352,605
<b>Project Total</b>		<b>\$4,352,605</b>	-	-	-	-	<b>\$4,352,605</b>
Transit 2000 Initiative Revenue		4,352,605	-	-	-	-	4,352,605
<b>Funding Total</b>		<b>\$4,352,605</b>	-	-	-	-	<b>\$4,352,605</b>
<b>PT74140001</b>	<b>SUPPORT SERVICES</b>	<b>Function: Other Transit Projects</b>				<b>District: Citywide</b>	
Administrative charges, audit services and training related to management of federal grants.							
Other		24,824	50,000	50,000	50,000	-	174,824
<b>Project Total</b>		<b>\$24,824</b>	<b>\$50,000</b>	<b>\$50,000</b>	<b>\$50,000</b>	-	<b>\$174,824</b>
Transit 2000 Initiative Revenue		4,965	10,000	10,000	10,000	-	34,965
FTA Awards		19,859	40,000	40,000	40,000	-	139,859
<b>Funding Total</b>		<b>\$24,824</b>	<b>\$50,000</b>	<b>\$50,000</b>	<b>\$50,000</b>	-	<b>\$174,824</b>
<b>PT80140001</b>	<b>SUPPORT SERVICES</b>	<b>Function: Other Transit Projects</b>				<b>District: Citywide</b>	
Administrative charges, audit services and training related to management of federal grants.							
Other		50,000	-	-	-	-	50,000
<b>Project Total</b>		<b>\$50,000</b>	-	-	-	-	<b>\$50,000</b>
Transit 2000 Initiative Revenue		10,000	-	-	-	-	10,000
FTA Awards		40,000	-	-	-	-	40,000
<b>Funding Total</b>		<b>\$50,000</b>	-	-	-	-	<b>\$50,000</b>
<b>PT00120005</b>	<b>PARK-AND-RIDE - PECOS ROAD / 40TH STREET</b>	<b>Function: Passenger Facilities</b>				<b>District: 6</b>	
Design a Park-And-Ride at Pecos Road and 40th St.							
Design		600,000	-	-	-	-	600,000
<b>Project Total</b>		<b>\$600,000</b>	-	-	-	-	<b>\$600,000</b>
Transit 2000 Initiative Revenue		600,000	-	-	-	-	600,000
<b>Funding Total</b>		<b>\$600,000</b>	-	-	-	-	<b>\$600,000</b>

**City of Phoenix, Arizona**  
**2007-2012 Capital Improvement Program**  
**Public Transit**

<b>Project No.</b>	<b>Project Title</b>	<b>2007-08</b>	<b>2008-09</b>	<b>2009-10</b>	<b>2010-11</b>	<b>2011-12</b>	<b>Total</b>
<b>PT00120015</b>	<b>40TH STREET/PECOS CONSTRUCTION</b>						
	Construct 40th St and Pecos Park-And-Ride.						
	Estimated full-year ongoing operating costs:	\$29,000					
	Construction	-	3,000,000	-	-	-	3,000,000
	<b>Project Total</b>	-	<b>\$3,000,000</b>	-	-	-	<b>\$3,000,000</b>
	Transit 2000 Initiative Revenue	-	3,000,000	-	-	-	3,000,000
	<b>Funding Total</b>	-	<b>\$3,000,000</b>	-	-	-	<b>\$3,000,000</b>
<b>PT00120028</b>	<b>CENTRAL STATION REFURBISHMENTS</b>						
	Construct Central Station expansion.						
	Construction	3,660,015	-	-	-	-	3,660,015
	<b>Project Total</b>	<b>\$3,660,015</b>	-	-	-	-	<b>\$3,660,015</b>
	Transit 2000 Initiative Revenue	3,660,015	-	-	-	-	3,660,015
	<b>Funding Total</b>	<b>\$3,660,015</b>	-	-	-	-	<b>\$3,660,015</b>
<b>PT00120029</b>	<b>PARK-AND-RIDE ANNUAL MAINTENANCE</b>						
	Refurbish Park-And-Ride facilities.						
	Construction	626,969	375,000	393,750	413,438	434,109	2,243,266
	<b>Project Total</b>	<b>\$626,969</b>	<b>\$375,000</b>	<b>\$393,750</b>	<b>\$413,438</b>	<b>\$434,109</b>	<b>\$2,243,266</b>
	Transit 2000 Initiative Revenue	626,969	375,000	393,750	413,438	434,109	2,243,266
	<b>Funding Total</b>	<b>\$626,969</b>	<b>\$375,000</b>	<b>\$393,750</b>	<b>\$413,438</b>	<b>\$434,109</b>	<b>\$2,243,266</b>
<b>PT00120032</b>	<b>I-17 / HAPPY VALLEY RD PARK-AND-RIDE LAND</b>						
	Purchase land for future Park-And-Ride facility.						
	Estimated full-year ongoing operating costs:	\$58,000					
	Land Acquisition	1,260,332	4,000,000	-	-	-	5,260,332
	<b>Project Total</b>	<b>\$1,260,332</b>	<b>\$4,000,000</b>	-	-	-	<b>\$5,260,332</b>
	Transit 2000 Initiative Revenue	390,166	800,000	-	-	-	1,190,166
	LTAf II	230,166	-	-	-	-	230,166
	FTA Awards	640,000	3,200,000	-	-	-	3,840,000
	<b>Funding Total</b>	<b>\$1,260,332</b>	<b>\$4,000,000</b>	-	-	-	<b>\$5,260,332</b>
<b>PT00120034</b>	<b>27TH AVE/BASELINE PARK-AND-RIDE LAND</b>						
	Acquire land for future Park-And-Ride facility.						
	Land Acquisition	25,952	-	-	-	-	25,952
	<b>Project Total</b>	<b>\$25,952</b>	-	-	-	-	<b>\$25,952</b>
	Transit 2000 Initiative Revenue	25,952	-	-	-	-	25,952
	<b>Funding Total</b>	<b>\$25,952</b>	-	-	-	-	<b>\$25,952</b>
<b>PT00120036</b>	<b>UPGRADE SECURITY SYSTEM AT TRANSIT CENTERS</b>						
	Upgrade security system at transit centers.						
	Equipment	70,276	-	-	-	-	70,276
	<b>Project Total</b>	<b>\$70,276</b>	-	-	-	-	<b>\$70,276</b>
	Transit 2000 Initiative Revenue	70,276	-	-	-	-	70,276
	<b>Funding Total</b>	<b>\$70,276</b>	-	-	-	-	<b>\$70,276</b>



**City of Phoenix, Arizona**  
**2007-2012 Capital Improvement Program**  
**Public Transit**

<b>Project No.</b>	<b>Project Title</b>	<b>2007-08</b>	<b>2008-09</b>	<b>2009-10</b>	<b>2010-11</b>	<b>2011-12</b>	<b>Total</b>
<b>PT00120049</b>	<b>METROCENTER REFURBISHMENTS</b>						
	Design and construct facility upgrades at Metro Center Transit Center.						
	Design	-	-	110,000	-	-	110,000
	Construction	-	-	-	560,000	-	560,000
	<b>Project Total</b>	-	-	<b>\$110,000</b>	<b>\$560,000</b>	-	<b>\$670,000</b>
	Transit 2000 Initiative Revenue	-	-	110,000	560,000	-	670,000
	<b>Funding Total</b>	-	-	<b>\$110,000</b>	<b>\$560,000</b>	-	<b>\$670,000</b>
<b>PT00120051</b>	<b>79TH AVENUE PARK-AND-RIDE REFURBISHMENTS</b>						
	Design and construct facility upgrades at the 79th Ave Park-And-Ride.						
	Design	-	-	-	150,000	-	150,000
	Construction	-	-	-	-	750,000	750,000
	<b>Project Total</b>	-	-	-	<b>\$150,000</b>	<b>\$750,000</b>	<b>\$900,000</b>
	Transit 2000 Initiative Revenue	-	-	-	150,000	750,000	900,000
	<b>Funding Total</b>	-	-	-	<b>\$150,000</b>	<b>\$750,000</b>	<b>\$900,000</b>
<b>PT00120901</b>	<b>19TH AVE AND MONTEBELLO TRANSIT CENTER</b>						
	Final costs to construct a bus and light rail transfer station.						
	Construction	40,000	6,600	-	-	-	46,600
	<b>Project Total</b>	<b>\$40,000</b>	<b>\$6,600</b>	-	-	-	<b>\$46,600</b>
	Transit 2000 Initiative Revenue	40,000	6,600	-	-	-	46,600
	<b>Funding Total</b>	<b>\$40,000</b>	<b>\$6,600</b>	-	-	-	<b>\$46,600</b>
<b>PT00120902</b>	<b>CENTRAL AVE AND CAMELBACK TRANSIT CENTER</b>						
	Construct a bus and light rail transfer station.						
	Construction	189,609	21,941	-	-	-	211,550
	<b>Project Total</b>	<b>\$189,609</b>	<b>\$21,941</b>	-	-	-	<b>\$211,550</b>
	Transit 2000 Initiative Revenue	189,609	21,941	-	-	-	211,550
	<b>Funding Total</b>	<b>\$189,609</b>	<b>\$21,941</b>	-	-	-	<b>\$211,550</b>
<b>PT54120001</b>	<b>FACILITY UPGRADES - DESERT SKY</b>						
	Design and construct facilities upgrades at 79th Ave Park-And-Ride.						
	Construction	165,000	600,000	-	-	-	765,000
	<b>Project Total</b>	<b>\$165,000</b>	<b>\$600,000</b>	-	-	-	<b>\$765,000</b>
	Transit 2000 Initiative Revenue	165,000	600,000	-	-	-	765,000
	<b>Funding Total</b>	<b>\$165,000</b>	<b>\$600,000</b>	-	-	-	<b>\$765,000</b>
<b>PT63120001</b>	<b>PAVING REPLACEMENT</b>						
	Construct paving upgrades for bus facilities.						
	Construction	361,370	-	-	-	-	361,370
	<b>Project Total</b>	<b>\$361,370</b>	-	-	-	-	<b>\$361,370</b>
	Transit 2000 Initiative Revenue	72,274	-	-	-	-	72,274
	FTA Formula Grant - 2001 Entitlement	289,096	-	-	-	-	289,096
	<b>Funding Total</b>	<b>\$361,370</b>	-	-	-	-	<b>\$361,370</b>

**City of Phoenix, Arizona**  
**2007-2012 Capital Improvement Program**  
**Public Transit**

<b>Project No.</b>	<b>Project Title</b>	<b>2007-08</b>	<b>2008-09</b>	<b>2009-10</b>	<b>2010-11</b>	<b>2011-12</b>	<b>Total</b>
<b>PT68120002</b>	<b>UPGRADE SUNNYSLOPE TRANSIT CENTER</b> Refurbish Sunnyslope Transit Center.		<b>Function: Passenger Facilities</b>			<b>District: 3</b>	
	Construction	75,000	-	-	-	-	75,000
	<b>Project Total</b>	<b>\$75,000</b>	-	-	-	-	<b>\$75,000</b>
	Transit 2000 Initiative Revenue	6,000	-	-	-	-	6,000
	FTA Awards 0043	24,000	-	-	-	-	24,000
	2006 Transit Security Grant	45,000	-	-	-	-	45,000
	<b>Funding Total</b>	<b>\$75,000</b>	-	-	-	-	<b>\$75,000</b>
<b>PT70120004</b>	<b>PARADISE VALLEY TC REFURBISHMENTS</b> Refurbish the Paradise Valley Transit Center.		<b>Function: Passenger Facilities</b>			<b>District: 3</b>	
	Construction	775,000	-	-	-	-	775,000
	<b>Project Total</b>	<b>\$775,000</b>	-	-	-	-	<b>\$775,000</b>
	Transit 2000 Initiative Revenue	146,000	-	-	-	-	146,000
	FTA Awards	584,000	-	-	-	-	584,000
	2006 Transit Security Grant	45,000	-	-	-	-	45,000
	<b>Funding Total</b>	<b>\$775,000</b>	-	-	-	-	<b>\$775,000</b>
<b>PT74120001</b>	<b>UPGRADE TRANSIT CENTERS</b> Refurbish various transit centers.		<b>Function: Passenger Facilities</b>			<b>District: Citywide</b>	
	Construction	500,000	-	-	-	-	500,000
	<b>Project Total</b>	<b>\$500,000</b>	-	-	-	-	<b>\$500,000</b>
	Transit 2000 Initiative Revenue	100,000	-	-	-	-	100,000
	FTA Awards	400,000	-	-	-	-	400,000
	<b>Funding Total</b>	<b>\$500,000</b>	-	-	-	-	<b>\$500,000</b>
<b>PT80120001</b>	<b>INSTALL BUS STOP PASSENGER IMPROVEMENTS</b> Install shelters, benches and concrete at passenger stops.		<b>Function: Passenger Facilities</b>			<b>District: Citywide</b>	
	Construction	471,112	-	-	-	-	471,112
	<b>Project Total</b>	<b>\$471,112</b>	-	-	-	-	<b>\$471,112</b>
	Transit 2000 Initiative Revenue	94,222	-	-	-	-	94,222
	FTA Awards	376,890	-	-	-	-	376,890
	<b>Funding Total</b>	<b>\$471,112</b>	-	-	-	-	<b>\$471,112</b>
<b>PT88120001</b>	<b>BUS STOP IMPROVEMENTS</b> Acquire and install shelters, benches and concrete at passenger stops.		<b>Function: Passenger Facilities</b>			<b>District: Citywide</b>	
	Construction	519,250	-	-	-	-	519,250
	<b>Project Total</b>	<b>\$519,250</b>	-	-	-	-	<b>\$519,250</b>
	Transit 2000 Initiative Revenue	103,850	-	-	-	-	103,850
	FTA Awards	415,400	-	-	-	-	415,400
	<b>Funding Total</b>	<b>\$519,250</b>	-	-	-	-	<b>\$519,250</b>
<b>PT00170002</b>	<b>REGIONAL HEAVY-MAINTENANCE FACILITY</b> Phoenix share of pre-design for a regional bus heavy-maintenance facility.		<b>Function: Planning Projects</b>			<b>District: Citywide</b>	
	Pre-design	170,000	-	-	-	-	170,000
	<b>Project Total</b>	<b>\$170,000</b>	-	-	-	-	<b>\$170,000</b>
	Transit 2000 Initiative Revenue	170,000	-	-	-	-	170,000
	<b>Funding Total</b>	<b>\$170,000</b>	-	-	-	-	<b>\$170,000</b>

**City of Phoenix, Arizona**  
**2007-2012 Capital Improvement Program**  
**Public Transit**

<b>Project No.</b>	<b>Project Title</b>	<b>2007-08</b>	<b>2008-09</b>	<b>2009-10</b>	<b>2010-11</b>	<b>2011-12</b>	<b>Total</b>
<b>PT00170003</b>	<b>LIGHT RAIL</b>						
		<b>Function: Planning Projects</b>				<b>District: Various</b>	
	Phoenix share of regional Light Rail and associated costs including land, vehicles and construction.						
	Estimated full-year ongoing operating costs:	\$18,870,000					
	Construction	122,091,370	-	-	-	-	122,091,370
	<b>Project Total</b>	<b>\$122,091,370</b>	<b>-</b>	<b>-</b>	<b>-</b>	<b>-</b>	<b>\$122,091,370</b>
	Nonprofit CIC Bonds	122,091,370	-	-	-	-	122,091,370
	<b>Funding Total</b>	<b>\$122,091,370</b>	<b>-</b>	<b>-</b>	<b>-</b>	<b>-</b>	<b>\$122,091,370</b>
<b>PT00170005</b>	<b>FACILITY PLANNING</b>						
		<b>Function: Planning Projects</b>				<b>District: Citywide</b>	
	Consultant support for facility planning.						
	Study	150,000	150,000	175,000	175,000	175,000	825,000
	<b>Project Total</b>	<b>\$150,000</b>	<b>\$150,000</b>	<b>\$175,000</b>	<b>\$175,000</b>	<b>\$175,000</b>	<b>\$825,000</b>
	Transit 2000 Initiative Revenue	150,000	150,000	175,000	175,000	175,000	825,000
	<b>Funding Total</b>	<b>\$150,000</b>	<b>\$150,000</b>	<b>\$175,000</b>	<b>\$175,000</b>	<b>\$175,000</b>	<b>\$825,000</b>
<b>PT00170006</b>	<b>GENERAL TRANSIT PLANNING</b>						
		<b>Function: Planning Projects</b>				<b>District: Citywide</b>	
	Consultant support for general transit planning.						
	Study	125,000	125,000	150,000	150,000	150,000	700,000
	<b>Project Total</b>	<b>\$125,000</b>	<b>\$125,000</b>	<b>\$150,000</b>	<b>\$150,000</b>	<b>\$150,000</b>	<b>\$700,000</b>
	Transit 2000 Initiative Revenue	125,000	125,000	150,000	150,000	150,000	700,000
	<b>Funding Total</b>	<b>\$125,000</b>	<b>\$125,000</b>	<b>\$150,000</b>	<b>\$150,000</b>	<b>\$150,000</b>	<b>\$700,000</b>
<b>PT00170007</b>	<b>LIGHT RAIL - STREET IMPROVEMENT PROJECTS</b>						
		<b>Function: Planning Projects</b>				<b>District: Various</b>	
	Complete various street improvement projects in conjunction with Light Rail construction.						
	Construction	2,000,000	-	-	-	-	2,000,000
	<b>Project Total</b>	<b>\$2,000,000</b>	<b>-</b>	<b>-</b>	<b>-</b>	<b>-</b>	<b>\$2,000,000</b>
	Capital Construction	2,000,000	-	-	-	-	2,000,000
	<b>Funding Total</b>	<b>\$2,000,000</b>	<b>-</b>	<b>-</b>	<b>-</b>	<b>-</b>	<b>\$2,000,000</b>
<b>PT00170009</b>	<b>LIGHT RAIL PLANNING AND CONSTRUCTION</b>						
		<b>Function: Planning Projects</b>				<b>District: Various</b>	
	Major planning and construction investment for Phoenix Light Rail extension.						
	Study	44,500,000	34,900,000	47,700,000	39,320,000	15,000,000	181,420,000
	<b>Project Total</b>	<b>\$44,500,000</b>	<b>\$34,900,000</b>	<b>\$47,700,000</b>	<b>\$39,320,000</b>	<b>\$15,000,000</b>	<b>\$181,420,000</b>
	Transit 2000 Initiative Revenue	-	1,400,000	33,700,000	39,320,000	15,000,000	89,420,000
	Nonprofit CIC Bonds	44,500,000	33,500,000	14,000,000	-	-	92,000,000
	<b>Funding Total</b>	<b>\$44,500,000</b>	<b>\$34,900,000</b>	<b>\$47,700,000</b>	<b>\$39,320,000</b>	<b>\$15,000,000</b>	<b>\$181,420,000</b>
<b>PT00170012</b>	<b>ADOT FUNDING AGREEMENT</b>						
		<b>Function: Planning Projects</b>				<b>District: Citywide</b>	
	Fund intergovernmental agreement with ADOT transferring Federal Transit Administration (FTA) funds for highway transportation/transit projects.						
	Study	400,000	-	-	-	-	400,000
	<b>Project Total</b>	<b>\$400,000</b>	<b>-</b>	<b>-</b>	<b>-</b>	<b>-</b>	<b>\$400,000</b>
	Transit 2000 Initiative Revenue	400,000	-	-	-	-	400,000
	<b>Funding Total</b>	<b>\$400,000</b>	<b>-</b>	<b>-</b>	<b>-</b>	<b>-</b>	<b>\$400,000</b>

**City of Phoenix, Arizona**  
**2007-2012 Capital Improvement Program**  
**Public Transit**

<b>Project No.</b>	<b>Project Title</b>	<b>2007-08</b>	<b>2008-09</b>	<b>2009-10</b>	<b>2010-11</b>	<b>2011-12</b>	<b>Total</b>
<b>PT00280002</b>	<b>ACQUIRE RIGHT-OF-WAY LIGHT RAIL</b>						
				<b>Function: Right-of-way Acquisition for Light Rail</b>		<b>District: Various</b>	
	Acquire right-of-way for Light Rail project.						
	Land Acquisition	10,000,000	-	-	-	-	10,000,000
	<b>Project Total</b>	<b>\$10,000,000</b>	<b>-</b>	<b>-</b>	<b>-</b>	<b>-</b>	<b>\$10,000,000</b>
	Nonprofit CIC Bonds	10,000,000	-	-	-	-	10,000,000
	<b>Funding Total</b>	<b>\$10,000,000</b>	<b>-</b>	<b>-</b>	<b>-</b>	<b>-</b>	<b>\$10,000,000</b>
<b>PT00280006</b>	<b>RIGHT-OF-WAY FOR LIGHT RAIL STATION - 44TH ST AND WASHINGTON</b>						
				<b>Function: Right-of-way Acquisition for Light Rail</b>		<b>District: 8</b>	
	Acquire right-of-way for Light Rail station at Washington and 44th Street.						
	Land Acquisition	173,000	25,697	-	-	-	198,697
	<b>Project Total</b>	<b>\$173,000</b>	<b>\$25,697</b>	<b>-</b>	<b>-</b>	<b>-</b>	<b>\$198,697</b>
	Transit 2000 Initiative Revenue	173,000	25,697	-	-	-	198,697
	<b>Funding Total</b>	<b>\$173,000</b>	<b>\$25,697</b>	<b>-</b>	<b>-</b>	<b>-</b>	<b>\$198,697</b>
<b>PT00280007</b>	<b>NW EXTENSION OTHER</b>						
				<b>Function: Right-of-way Acquisition for Light Rail</b>		<b>District: Various</b>	
	Acquire land for NW Light Rail extension.						
	Land Acquisition	5,100,000	5,272,000	5,362,000	5,000,000	5,382,000	26,116,000
	<b>Project Total</b>	<b>\$5,100,000</b>	<b>\$5,272,000</b>	<b>\$5,362,000</b>	<b>\$5,000,000</b>	<b>\$5,382,000</b>	<b>\$26,116,000</b>
	Transit 2000 Initiative Revenue	5,100,000	5,272,000	5,362,000	5,000,000	5,382,000	26,116,000
	<b>Funding Total</b>	<b>\$5,100,000</b>	<b>\$5,272,000</b>	<b>\$5,362,000</b>	<b>\$5,000,000</b>	<b>\$5,382,000</b>	<b>\$26,116,000</b>
<b>PT00280008</b>	<b>LRT - 38TH STREET EXTENSION</b>						
				<b>Function: Right-of-way Acquisition for Light Rail</b>		<b>District: 8</b>	
	Design and construct 38th St extension from Washington St to Van Buren Ave.						
	Construction	296,461	-	-	-	-	296,461
	<b>Project Total</b>	<b>\$296,461</b>	<b>-</b>	<b>-</b>	<b>-</b>	<b>-</b>	<b>\$296,461</b>
	Transit 2000 Initiative Revenue	296,461	-	-	-	-	296,461
	<b>Funding Total</b>	<b>\$296,461</b>	<b>-</b>	<b>-</b>	<b>-</b>	<b>-</b>	<b>\$296,461</b>
<b>PT00160013</b>	<b>VEHICLE MANAGEMENT SYSTEM UPGRADE</b>						
				<b>Function: Technology/Communications</b>		<b>District: Citywide</b>	
	Upgrade Vehicle Management System.						
	Equipment	250,000	5,474,000	-	-	-	5,724,000
	<b>Project Total</b>	<b>\$250,000</b>	<b>\$5,474,000</b>	<b>-</b>	<b>-</b>	<b>-</b>	<b>\$5,724,000</b>
	Transit 2000 Initiative Revenue	250,000	5,474,000	-	-	-	5,724,000
	<b>Funding Total</b>	<b>\$250,000</b>	<b>\$5,474,000</b>	<b>-</b>	<b>-</b>	<b>-</b>	<b>\$5,724,000</b>
<b>PT00160014</b>	<b>TRANSIT PUBLIC SAFETY PORTABLE RADIOS</b>						
				<b>Function: Technology/Communications</b>		<b>District: Citywide</b>	
	Acquire Transit Public Safety portable radios.						
	Equipment	22,500	-	-	-	-	22,500
	<b>Project Total</b>	<b>\$22,500</b>	<b>-</b>	<b>-</b>	<b>-</b>	<b>-</b>	<b>\$22,500</b>
	Transit 2000 Initiative Revenue	22,500	-	-	-	-	22,500
	<b>Funding Total</b>	<b>\$22,500</b>	<b>-</b>	<b>-</b>	<b>-</b>	<b>-</b>	<b>\$22,500</b>

**City of Phoenix, Arizona**  
**2007-2012 Capital Improvement Program**  
**Public Transit**

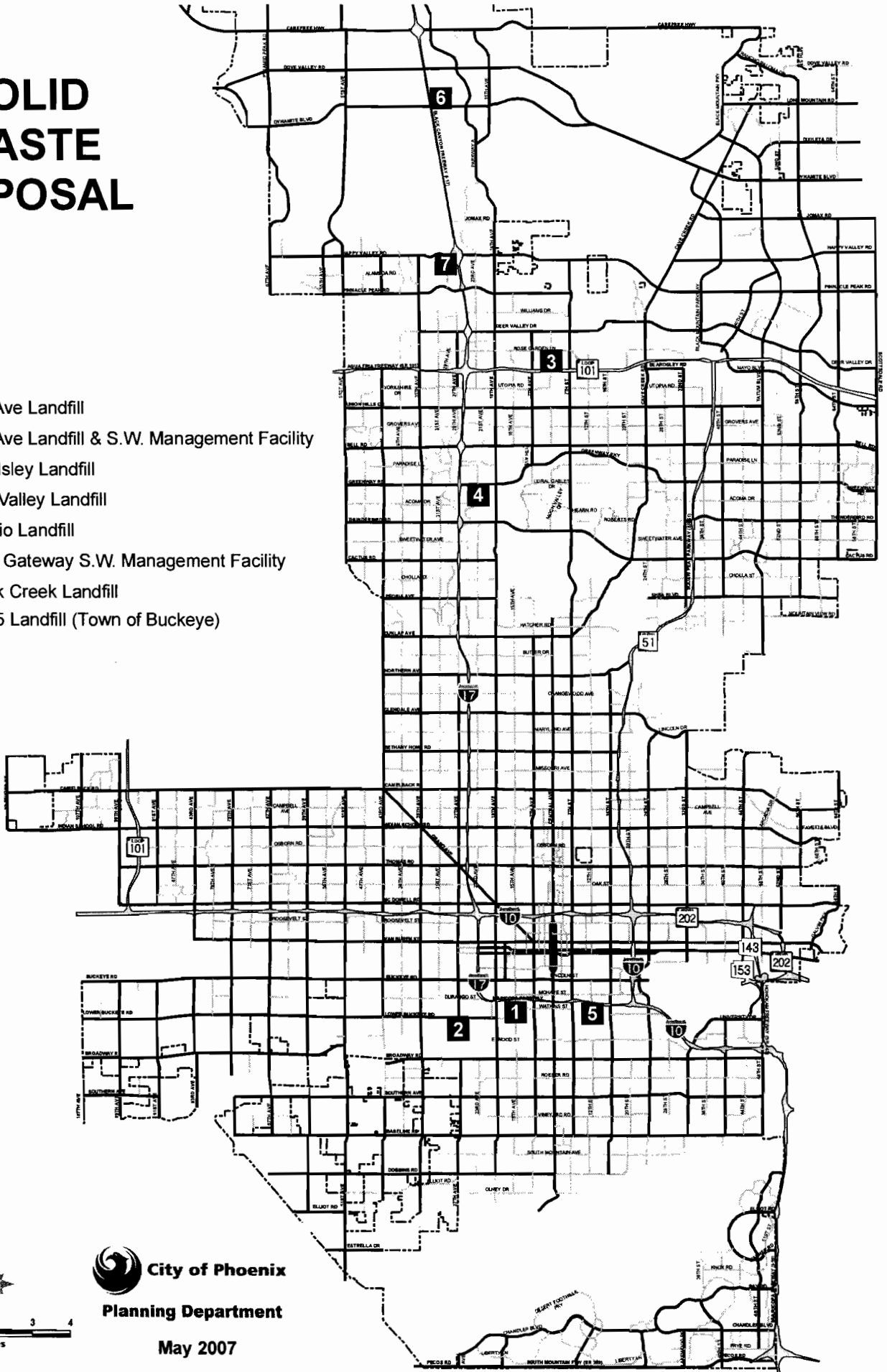
<b>Project No.</b>	<b>Project Title</b>	<b>2007-08</b>	<b>2008-09</b>	<b>2009-10</b>	<b>2010-11</b>	<b>2011-12</b>	<b>Total</b>
<b>PT00160015</b>	<b>AUTOMATIC PASSENGER COUNTERS</b>						
	Acquire automatic passenger counters.						
	Equipment	490,000	-	-	-	-	490,000
	<b>Project Total</b>	<b>\$490,000</b>	-	-	-	-	<b>\$490,000</b>
	Transit 2000 Initiative Revenue	245,000	-	-	-	-	245,000
	LTAf II	245,000	-	-	-	-	245,000
	<b>Funding Total</b>	<b>\$490,000</b>	-	-	-	-	<b>\$490,000</b>
<b>PT00160016</b>	<b>REGIONAL 700 MHZ RADIOS</b>						
	Implement wireless communication system for regional bus system.						
	Estimated full-year ongoing operating costs:	\$540,000					
	Equipment	1,250,000	1,500,000	2,750,000	3,750,000	3,750,000	13,000,000
	<b>Project Total</b>	<b>\$1,250,000</b>	<b>\$1,500,000</b>	<b>\$2,750,000</b>	<b>\$3,750,000</b>	<b>\$3,750,000</b>	<b>\$13,000,000</b>
	Regional Transportation Plan-Transit	1,250,000	1,500,000	2,750,000	3,750,000	3,750,000	13,000,000
	<b>Funding Total</b>	<b>\$1,250,000</b>	<b>\$1,500,000</b>	<b>\$2,750,000</b>	<b>\$3,750,000</b>	<b>\$3,750,000</b>	<b>\$13,000,000</b>
<b>PT00160017</b>	<b>HASTUS UPGRADE</b>						
	Upgrade HASTUS system for scheduling and dispatching.						
	Equipment	332,566	-	-	650,092	-	982,658
	<b>Project Total</b>	<b>\$332,566</b>	-	-	<b>\$650,092</b>	-	<b>\$982,658</b>
	Transit 2000 Initiative Revenue	176,260	-	-	650,092	-	826,352
	LTAf II	156,306	-	-	-	-	156,306
	<b>Funding Total</b>	<b>\$332,566</b>	-	-	<b>\$650,092</b>	-	<b>\$982,658</b>
<b>PT00160019</b>	<b>DATA INTEGRATION</b>						
	Develop web tool for staff and contractors.						
	Equipment	52,500	-	-	-	-	52,500
	<b>Project Total</b>	<b>\$52,500</b>	-	-	-	-	<b>\$52,500</b>
	Transit 2000 Initiative Revenue	26,250	-	-	-	-	26,250
	LTAf II	26,250	-	-	-	-	26,250
	<b>Funding Total</b>	<b>\$52,500</b>	-	-	-	-	<b>\$52,500</b>
<b>PT00160020</b>	<b>POS SYSTEM</b>						
	Develop and install point-of-sale equipment for transit centers.						
	Equipment	100,000	-	-	-	-	100,000
	<b>Project Total</b>	<b>\$100,000</b>	-	-	-	-	<b>\$100,000</b>
	Transit 2000 Initiative Revenue	100,000	-	-	-	-	100,000
	<b>Funding Total</b>	<b>\$100,000</b>	-	-	-	-	<b>\$100,000</b>
<b>PT68160001</b>	<b>AUTOMATED DATA PROCESSING (ADP) MAINTENANCE SOFTWARE</b>						
	Purchase and install new fleet maintenance system.						
	Equipment	168,000	-	-	-	-	168,000
	<b>Project Total</b>	<b>\$168,000</b>	-	-	-	-	<b>\$168,000</b>
	Transit 2000 Initiative Revenue	168,000	-	-	-	-	168,000
	<b>Funding Total</b>	<b>\$168,000</b>	-	-	-	-	<b>\$168,000</b>

**City of Phoenix, Arizona**  
**2007-2012 Capital Improvement Program**  
**Public Transit**

<b>Project No.</b>	<b>Project Title</b>	<b>2007-08</b>	<b>2008-09</b>	<b>2009-10</b>	<b>2010-11</b>	<b>2011-12</b>	<b>Total</b>
<b>PT80160001</b>	<b>FAREBOX REPLACEMENT</b>						
	Purchase new fareboxes for bus fleet.						
	Equipment	105,263	-	-	-	-	105,263
	<b>Project Total</b>	<b>\$105,263</b>	<b>-</b>	<b>-</b>	<b>-</b>	<b>-</b>	<b>\$105,263</b>
	Regional Transportation Plan-Transit	21,053	-	-	-	-	21,053
	FTA Awards	84,210	-	-	-	-	84,210
	<b>Funding Total</b>	<b>\$105,263</b>	<b>-</b>	<b>-</b>	<b>-</b>	<b>-</b>	<b>\$105,263</b>
<b>PT80160002</b>	<b>RADIO REPLACEMENT</b>						
	Purchase new radios for bus fleet.						
	Equipment	127,490	-	-	-	-	127,490
	<b>Project Total</b>	<b>\$127,490</b>	<b>-</b>	<b>-</b>	<b>-</b>	<b>-</b>	<b>\$127,490</b>
	Regional Transportation Plan-Transit	25,498	-	-	-	-	25,498
	FTA Awards	101,992	-	-	-	-	101,992
	<b>Funding Total</b>	<b>\$127,490</b>	<b>-</b>	<b>-</b>	<b>-</b>	<b>-</b>	<b>\$127,490</b>
<b>PT80160003</b>	<b>BUS DIGITAL VIDEO RECORDERS</b>						
	Acquire bus digital video recorders.						
	Equipment	471,113	-	-	-	-	471,113
	<b>Project Total</b>	<b>\$471,113</b>	<b>-</b>	<b>-</b>	<b>-</b>	<b>-</b>	<b>\$471,113</b>
	Transit 2000 Initiative Revenue	94,223	-	-	-	-	94,223
	FTA Awards	376,890	-	-	-	-	376,890
	<b>Funding Total</b>	<b>\$471,113</b>	<b>-</b>	<b>-</b>	<b>-</b>	<b>-</b>	<b>\$471,113</b>
<b>AR67000003</b>	<b>CENTRAL TRANSIT STATION - PERCENT FOR ART</b>						
	Design and integrate art into a new transit hub downtown.						
	Construction	2,480,000	-	-	-	-	2,480,000
	<b>Project Total</b>	<b>\$2,480,000</b>	<b>-</b>	<b>-</b>	<b>-</b>	<b>-</b>	<b>\$2,480,000</b>
	2007 CIC Water Bonds	1,740,000	-	-	-	-	1,740,000
	2006 Parks and Open Spaces Bonds	60,300	-	-	-	-	60,300
	2006 CIC Wastewater Bonds	679,700	-	-	-	-	679,700
	<b>Funding Total</b>	<b>\$2,480,000</b>	<b>-</b>	<b>-</b>	<b>-</b>	<b>-</b>	<b>\$2,480,000</b>
<b>AR67000004</b>	<b>CITYWIDE BUS SHELTERS - PERCENT FOR ART</b>						
	Commission artists to design and install new bus shelters for high ridership stops citywide.						
	Construction	337,489	-	-	-	-	337,489
	<b>Project Total</b>	<b>\$337,489</b>	<b>-</b>	<b>-</b>	<b>-</b>	<b>-</b>	<b>\$337,489</b>
	Transit 2000 Initiative Revenue	337,489	-	-	-	-	337,489
	<b>Funding Total</b>	<b>\$337,489</b>	<b>-</b>	<b>-</b>	<b>-</b>	<b>-</b>	<b>\$337,489</b>
<b>AR67000005</b>	<b>HAPPY VALLEY PARK-AND-RIDE - PERCENT FOR ART</b>						
	Design and integrate art into the new park and ride facility.						
	Construction	159,300	-	-	-	-	159,300
	<b>Project Total</b>	<b>\$159,300</b>	<b>-</b>	<b>-</b>	<b>-</b>	<b>-</b>	<b>\$159,300</b>
	Transit 2000 Initiative Revenue	159,300	-	-	-	-	159,300
	<b>Funding Total</b>	<b>\$159,300</b>	<b>-</b>	<b>-</b>	<b>-</b>	<b>-</b>	<b>\$159,300</b>

# SOLID WASTE DISPOSAL

- 1** 19th Ave Landfill
- 2** 27th Ave Landfill & S.W. Management Facility
- 3** Beardsley Landfill
- 4** Deer Valley Landfill
- 5** Del Rio Landfill
- 6** North Gateway S.W. Management Facility
- 7** Skunk Creek Landfill  
SR 85 Landfill (Town of Buckeye)




**City of Phoenix**  
**Planning Department**  
 May 2007

## Solid Waste Disposal

The \$105.3 million Solid Waste Disposal program includes projects at the city's landfills and is funded with Solid Waste revenue, Solid Waste Remediation funds and non-profit corporation bond funds. Projects planned in the Solid Waste program include:

- Monitor and maintain methane gas extraction systems, cell lining and capping, and installing landscaping at the Skunk Creek landfill
- Maintaining soil capping and the methane gas collection system at the 19<sup>th</sup> Avenue landfill.
- Monitoring groundwater and methane gas and installing landscaping at the 27<sup>th</sup> Avenue landfill
- Cell excavation and construction of a drainage system and methane gas system for the State Route 85 landfill

**2007-2012 CAPITAL IMPROVEMENT PROGRAM**

**Solid Waste Disposal**  
Capital Improvement Program Summary

<b>Project Summary</b>	<b>2007-08</b>	<b>2008-09</b>	<b>2009-10</b>	<b>2010-11</b>	<b>2011-12</b>	<b>Total</b>
19th Avenue Landfill	\$ 3,023,408	\$ 1,217,348	\$ 1,520,168	\$ 1,155,975	\$ 1,668,213	\$ 8,585,112
27th Avenue Landfill	625,023	629,000	472,800	-	432,000	2,158,823
Deer Valley Landfill	219,853	97,500	86,680	93,600	102,000	599,633
Del Rio Landfill	522,680	-	394,000	197,080	-	1,113,760
Skunk Creek Landfill	3,701,513	937,494	1,803,800	522,000	2,430,300	9,395,107
State Route 85 Landfill	23,569,707	5,011,588	15,968,200	17,780,000	4,750,000	67,079,495
Transfer Station	2,650,000	8,697,080	-	-	-	11,347,080
Percent for Art	2,490,762	750,000	500,000	1,250,000	-	4,990,762
<b>Total</b>	<b>\$ 36,802,946</b>	<b>\$ 17,340,010</b>	<b>\$ 20,745,648</b>	<b>\$ 20,998,655</b>	<b>\$ 9,382,513</b>	<b>\$ 105,269,772</b>
<b>Source of Funds</b>						
<u>Operating Funds</u>						
Solid Waste Revenues	\$ 5,283,946	\$ 3,032,100	\$ 3,530,480	\$ 3,619,080	\$ 3,214,300	\$ 18,679,906
<u>Bond Funds</u>						
2001 Bonds	\$ 32,000	\$ -	\$ -	\$ -	\$ -	\$ 32,000
Non-Profit Corporation Bonds - Solid Waste	28,464,000	13,090,374	15,695,000	16,223,600	4,500,000	77,972,974
<b>Total Bond Funds</b>	<b>\$ 28,496,000</b>	<b>\$ 13,090,374</b>	<b>\$ 15,695,000</b>	<b>\$ 16,223,600</b>	<b>\$ 4,500,000</b>	<b>\$ 78,004,974</b>
<u>Other Financing</u>						
Solid Waste Remediation	\$ 3,023,000	\$ 1,217,536	\$ 1,520,168	\$ 1,155,975	\$ 1,668,213	\$ 8,584,892
<b>Total Sources of Funds</b>	<b>\$ 36,802,946</b>	<b>\$ 17,340,010</b>	<b>\$ 20,745,648</b>	<b>\$ 20,998,655</b>	<b>\$ 9,382,513</b>	<b>\$ 105,269,772</b>

**City of Phoenix, Arizona**  
**2007-2012 Capital Improvement Program**  
**Solid Waste Disposal**

<b>Project No.</b>	<b>Project Title</b>	<b>2007-08</b>	<b>2008-09</b>	<b>2009-10</b>	<b>2010-11</b>	<b>2011-12</b>	<b>Total</b>
<b>PW16520001</b>	<b>19TH AVE - FLOOD PROTECTION</b>						
			<b>Function: 19th Avenue Landfill</b>			<b>District: 8</b>	
	Maintain dikes with soil cement bank protection to prevent flood erosion along the Salt River.						
Construction		404,768	421,448	438,128	455,653	473,879	2,193,876
<b>Project Total</b>		<b>\$404,768</b>	<b>\$421,448</b>	<b>\$438,128</b>	<b>\$455,653</b>	<b>\$473,879</b>	<b>\$2,193,876</b>
Solid Waste Remediation Funds		404,768	421,448	438,128	455,653	473,879	2,193,876
<b>Funding Total</b>		<b>\$404,768</b>	<b>\$421,448</b>	<b>\$438,128</b>	<b>\$455,653</b>	<b>\$473,879</b>	<b>\$2,193,876</b>
<b>PW16520002</b>	<b>19TH AVE - FINAL CAPPING</b>						
			<b>Function: 19th Avenue Landfill</b>			<b>District: 8</b>	
	Maintain soil cap material to final 19th Ave Landfill elevations.						
Construction		422,240	439,640	457,040	475,322	494,334	2,288,576
<b>Project Total</b>		<b>\$422,240</b>	<b>\$439,640</b>	<b>\$457,040</b>	<b>\$475,322</b>	<b>\$494,334</b>	<b>\$2,288,576</b>
Solid Waste Remediation Funds		422,240	439,640	457,040	475,322	494,334	2,288,576
<b>Funding Total</b>		<b>\$422,240</b>	<b>\$439,640</b>	<b>\$457,040</b>	<b>\$475,322</b>	<b>\$494,334</b>	<b>\$2,288,576</b>
<b>PW16520003</b>	<b>19TH AVE - GROUNDWATER MONITORING</b>						
			<b>Function: 19th Avenue Landfill</b>			<b>District: 8</b>	
	Test and maintain groundwater at the 19th Ave Landfill.						
Study		-	197,080	-	-	-	197,080
<b>Project Total</b>		<b>-</b>	<b>\$197,080</b>	<b>-</b>	<b>-</b>	<b>-</b>	<b>\$197,080</b>
Solid Waste Remediation Funds		-	197,080	-	-	-	197,080
<b>Funding Total</b>		<b>-</b>	<b>\$197,080</b>	<b>-</b>	<b>-</b>	<b>-</b>	<b>\$197,080</b>
<b>PW16520005</b>	<b>19TH AVE - GROUNDWATER REMEDIATION</b>						
			<b>Function: 19th Avenue Landfill</b>			<b>District: 8</b>	
	Contingency for groundwater remediation at the 19th Ave Landfill.						
Construction		1,546,400	-	-	-	-	1,546,400
<b>Project Total</b>		<b>\$1,546,400</b>	<b>-</b>	<b>-</b>	<b>-</b>	<b>-</b>	<b>\$1,546,400</b>
Solid Waste Remediation Funds		1,546,400	-	-	-	-	1,546,400
<b>Funding Total</b>		<b>\$1,546,400</b>	<b>-</b>	<b>-</b>	<b>-</b>	<b>-</b>	<b>\$1,546,400</b>
<b>PW16520006</b>	<b>19TH AVE - METHANE GAS SYSTEM</b>						
			<b>Function: 19th Avenue Landfill</b>			<b>District: 8</b>	
	Maintain the methane gas collection system at the 19th Ave Landfill.						
Construction		650,000	159,180	625,000	225,000	700,000	2,359,180
<b>Project Total</b>		<b>\$650,000</b>	<b>\$159,180</b>	<b>\$625,000</b>	<b>\$225,000</b>	<b>\$700,000</b>	<b>\$2,359,180</b>
Solid Waste Remediation Funds		650,000	159,180	625,000	225,000	700,000	2,359,180
<b>Funding Total</b>		<b>\$650,000</b>	<b>\$159,180</b>	<b>\$625,000</b>	<b>\$225,000</b>	<b>\$700,000</b>	<b>\$2,359,180</b>
<b>PW16530001</b>	<b>27TH AVE - METHANE GAS SYSTEM</b>						
			<b>Function: 27th Avenue Landfill</b>			<b>District: 7</b>	
	Maintain the methane gas collection system at the 27th Ave Landfill.						
Construction		-	250,000	-	-	-	250,000
<b>Project Total</b>		<b>-</b>	<b>\$250,000</b>	<b>-</b>	<b>-</b>	<b>-</b>	<b>\$250,000</b>
Solid Waste Revenues		-	250,000	-	-	-	250,000
<b>Funding Total</b>		<b>-</b>	<b>\$250,000</b>	<b>-</b>	<b>-</b>	<b>-</b>	<b>\$250,000</b>

**City of Phoenix, Arizona**  
**2007-2012 Capital Improvement Program**  
**Solid Waste Disposal**

<b>Project No.</b>	<b>Project Title</b>	<b>2007-08</b>	<b>2008-09</b>	<b>2009-10</b>	<b>2010-11</b>	<b>2011-12</b>	<b>Total</b>
<b>PW16530002</b>	<b>27TH AVE - GROUNDWATER MONITORING</b>						
	Test and maintain groundwater at the 27th Ave Landfill.						
	Construction	-	-	472,800	-	-	472,800
	<b>Project Total</b>	-	-	<b>\$472,800</b>	-	-	<b>\$472,800</b>
	Solid Waste Revenues	-	-	472,800	-	-	472,800
	<b>Funding Total</b>	-	-	<b>\$472,800</b>	-	-	<b>\$472,800</b>
<b>PW16530005</b>	<b>27TH AVE - LANDSCAPING</b>						
	Landscape the 27th Ave Landfill and maintain the soil cap.						
	Construction	625,023	379,000	-	-	432,000	1,436,023
	<b>Project Total</b>	<b>\$625,023</b>	<b>\$379,000</b>	-	-	<b>\$432,000</b>	<b>\$1,436,023</b>
	Solid Waste Revenues	249,500	379,000	-	-	432,000	1,060,500
	Solid Waste Nonprofit Corp Bonds	375,523	-	-	-	-	375,523
	<b>Funding Total</b>	<b>\$625,023</b>	<b>\$379,000</b>	-	-	<b>\$432,000</b>	<b>\$1,436,023</b>
<b>PW16550001</b>	<b>DEER VALLEY - METHANE GAS SYSTEM</b>						
	Maintain the methane gas control system at the Deer Valley Landfill.						
	Construction	219,853	97,500	86,680	93,600	102,000	599,633
	<b>Project Total</b>	<b>\$219,853</b>	<b>\$97,500</b>	<b>\$86,680</b>	<b>\$93,600</b>	<b>\$102,000</b>	<b>\$599,633</b>
	Solid Waste Revenues	219,853	97,500	86,680	93,600	102,000	599,633
	<b>Funding Total</b>	<b>\$219,853</b>	<b>\$97,500</b>	<b>\$86,680</b>	<b>\$93,600</b>	<b>\$102,000</b>	<b>\$599,633</b>
<b>PW16510001</b>	<b>DEL RIO - GROUNDWATER MONITORING</b>						
	Test and maintain groundwater at Del Rio Landfill.						
	Construction	173,680	-	-	197,080	-	370,760
	<b>Project Total</b>	<b>\$173,680</b>	-	-	<b>\$197,080</b>	-	<b>\$370,760</b>
	Solid Waste Revenues	173,680	-	-	197,080	-	370,760
	<b>Funding Total</b>	<b>\$173,680</b>	-	-	<b>\$197,080</b>	-	<b>\$370,760</b>
<b>PW16510003</b>	<b>DEL RIO - FINAL GRADE</b>						
	Purchase cover soil and fill low areas to provide proper drainage for settled Del Rio Landfill areas.						
	Construction	349,000	-	394,000	-	-	743,000
	<b>Project Total</b>	<b>\$349,000</b>	-	<b>\$394,000</b>	-	-	<b>\$743,000</b>
	Solid Waste Revenues	349,000	-	394,000	-	-	743,000
	<b>Funding Total</b>	<b>\$349,000</b>	-	<b>\$394,000</b>	-	-	<b>\$743,000</b>
<b>PW16810001</b>	<b>SR 85 LANDFILL - CELL EXCAVATION</b>						
	Excavate and line cell at the SR 85 landfill.						
	Construction	7,012,000	2,000,000	7,017,200	7,230,000	-	23,259,200
	<b>Project Total</b>	<b>\$7,012,000</b>	<b>\$2,000,000</b>	<b>\$7,017,200</b>	<b>\$7,230,000</b>	-	<b>\$23,259,200</b>
	Solid Waste Revenues	340,000	-	22,200	2,946,400	-	3,308,600
	Solid Waste Nonprofit Corp Bonds	6,672,000	2,000,000	6,995,000	4,283,600	-	19,950,600
	<b>Funding Total</b>	<b>\$7,012,000</b>	<b>\$2,000,000</b>	<b>\$7,017,200</b>	<b>\$7,230,000</b>	-	<b>\$23,259,200</b>

**City of Phoenix, Arizona**  
**2007-2012 Capital Improvement Program**  
**Solid Waste Disposal**

<b>Project No.</b>	<b>Project Title</b>	<b>2007-08</b>	<b>2008-09</b>	<b>2009-10</b>	<b>2010-11</b>	<b>2011-12</b>	<b>Total</b>
<b>PW16810002</b>	<b>SR 85 LANDFILL - CELL 1 CAPPING</b>						
	Line and Cap Cell 1 at the SR 85 Landfill.						
				<b>Function: New Landfill</b>			
						<b>District:</b>	
Construction		3,878,400	236,400	4,000,000	4,250,000	-	12,364,800
<b>Project Total</b>		<b>\$3,878,400</b>	<b>\$236,400</b>	<b>\$4,000,000</b>	<b>\$4,250,000</b>	-	<b>\$12,364,800</b>
Solid Waste Nonprofit Corp Bonds		3,878,400	236,400	4,000,000	4,250,000	-	12,364,800
<b>Funding Total</b>		<b>\$3,878,400</b>	<b>\$236,400</b>	<b>\$4,000,000</b>	<b>\$4,250,000</b>	-	<b>\$12,364,800</b>
<b>PW16810003</b>	<b>SR 85 LANDFILL - METHANE GAS EXTRACTION SYSTEM</b>						
	Construct methane gas extraction system for the SR 85 Landfill.						
Construction		1,333,235	275,000	4,000,000	300,000	4,500,000	10,408,235
<b>Project Total</b>		<b>\$1,333,235</b>	<b>\$275,000</b>	<b>\$4,000,000</b>	<b>\$300,000</b>	<b>\$4,500,000</b>	<b>\$10,408,235</b>
Solid Waste Revenues		500,400	275,000	-	300,000	-	1,075,400
Solid Waste Nonprofit Corp Bonds		832,835	-	4,000,000	-	4,500,000	9,332,835
<b>Funding Total</b>		<b>\$1,333,235</b>	<b>\$275,000</b>	<b>\$4,000,000</b>	<b>\$300,000</b>	<b>\$4,500,000</b>	<b>\$10,408,235</b>
<b>PW16810004</b>	<b>SR 85 LANDFILL - DRAINAGE</b>						
	Construct drainage system for SR 85 Landfill.						
Construction		8,447,344	2,500,000	-	-	-	10,947,344
<b>Project Total</b>		<b>\$8,447,344</b>	<b>\$2,500,000</b>	-	-	-	<b>\$10,947,344</b>
Solid Waste Nonprofit Corp Bonds		8,447,344	2,500,000	-	-	-	10,947,344
<b>Funding Total</b>		<b>\$8,447,344</b>	<b>\$2,500,000</b>	-	-	-	<b>\$10,947,344</b>
<b>PW16810005</b>	<b>SR 85 LANDFILL GROUNDWATER MONITORING</b>						
	Test and maintain groundwater at the State Route 85 landfill.						
Construction		250,000	-	250,000	-	250,000	750,000
<b>Project Total</b>		<b>\$250,000</b>	-	<b>\$250,000</b>	-	<b>\$250,000</b>	<b>\$750,000</b>
Solid Waste Revenues		250,000	-	250,000	-	250,000	750,000
<b>Funding Total</b>		<b>\$250,000</b>	-	<b>\$250,000</b>	-	<b>\$250,000</b>	<b>\$750,000</b>
<b>PW16810007</b>	<b>SR 85 LANDFILL - UTILITY ALIGNMENT</b>						
	Align utilities at the landfill.						
Construction		2,000,000	-	-	6,000,000	-	8,000,000
<b>Project Total</b>		<b>\$2,000,000</b>	-	-	<b>\$6,000,000</b>	-	<b>\$8,000,000</b>
Solid Waste Nonprofit Corp Bonds		2,000,000	-	-	6,000,000	-	8,000,000
<b>Funding Total</b>		<b>\$2,000,000</b>	-	-	<b>\$6,000,000</b>	-	<b>\$8,000,000</b>
<b>PW16810008</b>	<b>SR85 L/F GAS MONITORING &amp; MAINTENANCE</b>						
	Install the required Gas Monitoring System at the State Route 85 Landfill.						
Construction		650,000	-	700,000	-	-	1,350,000
<b>Project Total</b>		<b>\$650,000</b>	-	<b>\$700,000</b>	-	-	<b>\$1,350,000</b>
Solid Waste Nonprofit Corp Bonds		650,000	-	700,000	-	-	1,350,000
<b>Funding Total</b>		<b>\$650,000</b>	-	<b>\$700,000</b>	-	-	<b>\$1,350,000</b>

**City of Phoenix, Arizona**  
**2007-2012 Capital Improvement Program**  
**Solid Waste Disposal**

<b>Project No.</b>	<b>Project Title</b>	<b>2007-08</b>	<b>2008-09</b>	<b>2009-10</b>	<b>2010-11</b>	<b>2011-12</b>	<b>Total</b>
<b>PW16990002</b>	<b>WESTSIDE TRANSFER STATION ANALYSIS</b>						
	Conduct fund study for the west Transfer Station.						
	Construction	750,000	-	-	-	-	750,000
	<b>Project Total</b>	<b>\$750,000</b>	<b>-</b>	<b>-</b>	<b>-</b>	<b>-</b>	<b>\$750,000</b>
	Solid Waste Nonprofit Corp Bonds	750,000	-	-	-	-	750,000
	<b>Funding Total</b>	<b>\$750,000</b>	<b>-</b>	<b>-</b>	<b>-</b>	<b>-</b>	<b>\$750,000</b>
<b>PW16990003</b>	<b>SPECIAL OPS &amp; CONTAINER FACILITY</b>						
	Construct the Special Operations and container facility.						
	Design	-	-	500,000	-	-	500,000
	Construction	750,000	750,000	-	1,000,000	-	2,500,000
	<b>Project Total</b>	<b>\$750,000</b>	<b>\$750,000</b>	<b>\$500,000</b>	<b>\$1,000,000</b>	<b>-</b>	<b>\$3,000,000</b>
	Solid Waste Revenues	-	-	500,000	-	-	500,000
	Solid Waste Nonprofit Corp Bonds	750,000	750,000	-	1,000,000	-	2,500,000
	<b>Funding Total</b>	<b>\$750,000</b>	<b>\$750,000</b>	<b>\$500,000</b>	<b>\$1,000,000</b>	<b>-</b>	<b>\$3,000,000</b>
<b>PW16990004</b>	<b>IN HOUSE LONG HAUL</b>						
	Conduct an in-house Long Haul Study to establish a transportation division for Solid Waste Disposal.						
	Construction	-	-	-	250,000	-	250,000
	<b>Project Total</b>	<b>-</b>	<b>-</b>	<b>-</b>	<b>\$250,000</b>	<b>-</b>	<b>\$250,000</b>
	Solid Waste Nonprofit Corp Bonds	-	-	-	250,000	-	250,000
	<b>Funding Total</b>	<b>-</b>	<b>-</b>	<b>-</b>	<b>\$250,000</b>	<b>-</b>	<b>\$250,000</b>
<b>PW16600001</b>	<b>SKUNK CREEK - METHANE GAS SYSTEM</b>						
	Construct a methane gas extraction system for the Skunk Creek Landfill.						
	Construction	1,522,000	-	-	-	-	1,522,000
	<b>Project Total</b>	<b>\$1,522,000</b>	<b>-</b>	<b>-</b>	<b>-</b>	<b>-</b>	<b>\$1,522,000</b>
	Solid Waste Revenues	522,000	-	-	-	-	522,000
	Solid Waste Nonprofit Corp Bonds	1,000,000	-	-	-	-	1,000,000
	<b>Funding Total</b>	<b>\$1,522,000</b>	<b>-</b>	<b>-</b>	<b>-</b>	<b>-</b>	<b>\$1,522,000</b>
<b>PW16610001</b>	<b>SKUNK CREEK - GROUNDWATER MONITORING</b>						
	Test and maintain groundwater at the Skunk Creek Landfill.						
	Construction	-	454,800	-	-	520,000	974,800
	<b>Project Total</b>	<b>-</b>	<b>\$454,800</b>	<b>-</b>	<b>-</b>	<b>\$520,000</b>	<b>\$974,800</b>
	Solid Waste Revenues	-	454,800	-	-	520,000	974,800
	<b>Funding Total</b>	<b>-</b>	<b>\$454,800</b>	<b>-</b>	<b>-</b>	<b>\$520,000</b>	<b>\$974,800</b>
<b>PW16630001</b>	<b>SKUNK CREEK - LINE AND CAP CELL 6</b>						
	Line and cap Cell 6 at the Skunk Creek Landfill.						
	Construction	-	406,894	-	440,000	-	846,894
	<b>Project Total</b>	<b>-</b>	<b>\$406,894</b>	<b>-</b>	<b>\$440,000</b>	<b>-</b>	<b>\$846,894</b>
	Solid Waste Nonprofit Corp Bonds	-	406,894	-	440,000	-	846,894
	<b>Funding Total</b>	<b>-</b>	<b>\$406,894</b>	<b>-</b>	<b>\$440,000</b>	<b>-</b>	<b>\$846,894</b>

**City of Phoenix, Arizona**  
**2007-2012 Capital Improvement Program**  
**Solid Waste Disposal**

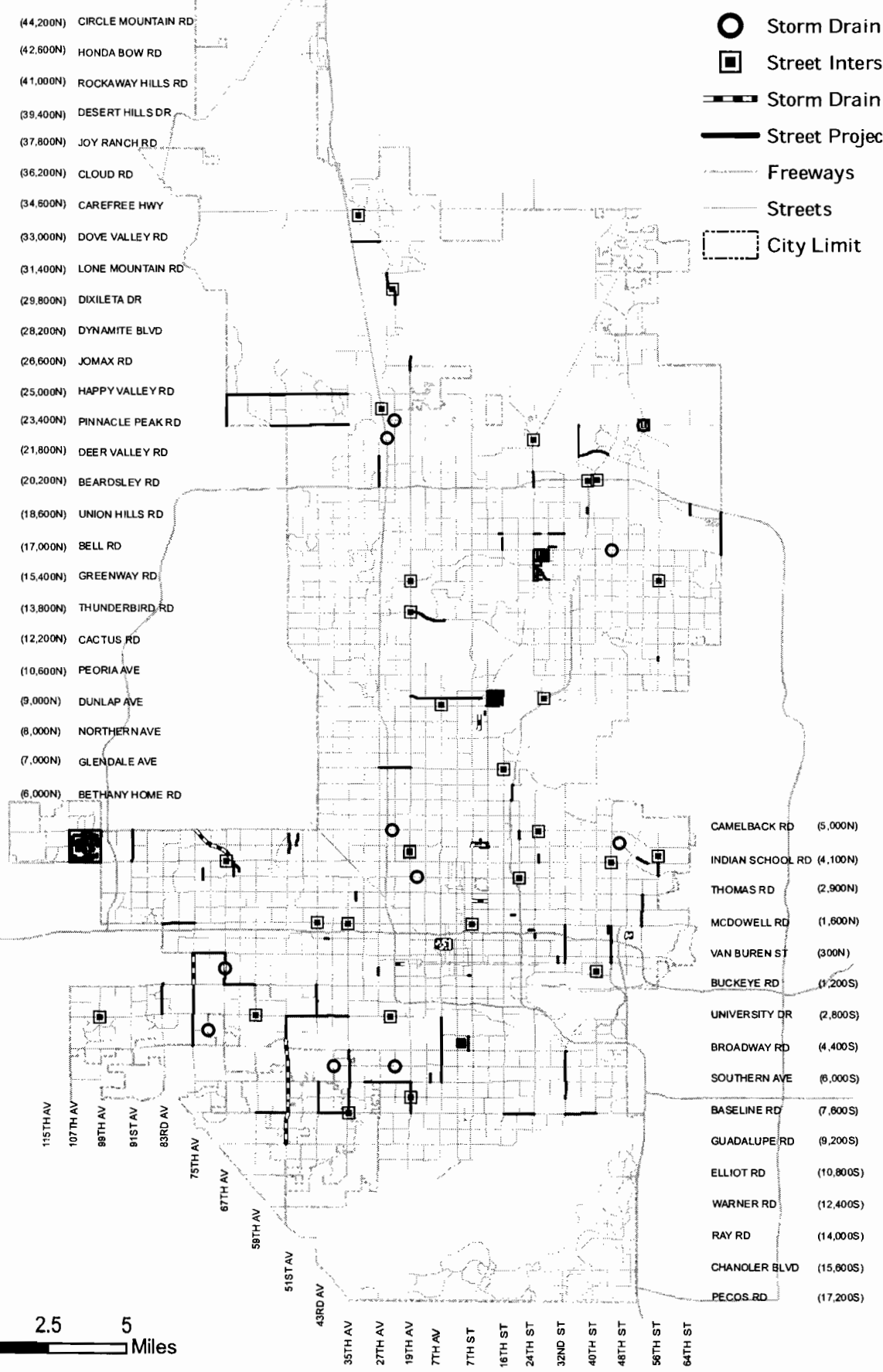
<b>Project No.</b>	<b>Project Title</b>	<b>2007-08</b>	<b>2008-09</b>	<b>2009-10</b>	<b>2010-11</b>	<b>2011-12</b>	<b>Total</b>
<b>PW16640002</b>	<b>SKUNK CREEK - LANDSCAPING</b>						
	Install fencing and landscaping at the Skunk Creek Landfill.						
	Construction	529,513	75,800	78,800	82,000	85,300	851,413
	<b>Project Total</b>	<b>\$529,513</b>	<b>\$75,800</b>	<b>\$78,800</b>	<b>\$82,000</b>	<b>\$85,300</b>	<b>\$851,413</b>
	Solid Waste Revenues	529,513	75,800	78,800	82,000	85,300	851,413
	<b>Funding Total</b>	<b>\$529,513</b>	<b>\$75,800</b>	<b>\$78,800</b>	<b>\$82,000</b>	<b>\$85,300</b>	<b>\$851,413</b>
<b>PW16640004</b>	<b>SKUNK CREEK-GAS MONITORING &amp; MAINTENANCE</b>						
	Monitor and maintain the methane gas systems at the Skunk Creek Landfill.						
	Construction	1,650,000	-	1,725,000	-	1,825,000	5,200,000
	<b>Project Total</b>	<b>\$1,650,000</b>	<b>-</b>	<b>\$1,725,000</b>	<b>-</b>	<b>\$1,825,000</b>	<b>\$5,200,000</b>
	Solid Waste Revenues	-	-	1,725,000	-	1,825,000	3,550,000
	Solid Waste Nonprofit Corp Bonds	1,650,000	-	-	-	-	1,650,000
	<b>Funding Total</b>	<b>\$1,650,000</b>	<b>-</b>	<b>\$1,725,000</b>	<b>-</b>	<b>\$1,825,000</b>	<b>\$5,200,000</b>
<b>PW16700004</b>	<b>27TH AVE TRANSFER STATION - HOPPERS AND FLOOR</b>						
	Repair the 27th Ave Landfill Solid Waste Transfer Station hopper and resurface damaged portions of the floor.						
	Construction	-	197,080	-	-	-	197,080
	<b>Project Total</b>	<b>-</b>	<b>\$197,080</b>	<b>-</b>	<b>-</b>	<b>-</b>	<b>\$197,080</b>
	Solid Waste Nonprofit Corp Bonds	-	197,080	-	-	-	197,080
	<b>Funding Total</b>	<b>-</b>	<b>\$197,080</b>	<b>-</b>	<b>-</b>	<b>-</b>	<b>\$197,080</b>
<b>PW16700013</b>	<b>27TH AVE TRANSFER STATION - RENOVATE / RETROFIT CURRENT FACILITY</b>						
	Renovate and retrofit facility at the 27th Ave Transfer Station.						
	Construction	500,000	2,500,000	-	-	-	3,000,000
	<b>Project Total</b>	<b>\$500,000</b>	<b>\$2,500,000</b>	<b>-</b>	<b>-</b>	<b>-</b>	<b>\$3,000,000</b>
	Solid Waste Nonprofit Corp Bonds	500,000	2,500,000	-	-	-	3,000,000
	<b>Funding Total</b>	<b>\$500,000</b>	<b>\$2,500,000</b>	<b>-</b>	<b>-</b>	<b>-</b>	<b>\$3,000,000</b>
<b>PW16700014</b>	<b>27TH AVE TRANSFER STATION - FLOOR REPAIRS</b>						
	Repair the flooring at the 27th Ave Transfer Station.						
	Construction	-	500,000	-	-	-	500,000
	<b>Project Total</b>	<b>-</b>	<b>\$500,000</b>	<b>-</b>	<b>-</b>	<b>-</b>	<b>\$500,000</b>
	Solid Waste Nonprofit Corp Bonds	-	500,000	-	-	-	500,000
	<b>Funding Total</b>	<b>-</b>	<b>\$500,000</b>	<b>-</b>	<b>-</b>	<b>-</b>	<b>\$500,000</b>
<b>PW16700015</b>	<b>27TH AVE TRANSFER STATION - IMPROVE &amp; REFURBISH RECYCLING EQUIPMENT</b>						
	Refurbish and upgrade recycling equipment.						
	Construction	650,000	5,000,000	-	-	-	5,650,000
	<b>Project Total</b>	<b>\$650,000</b>	<b>\$5,000,000</b>	<b>-</b>	<b>-</b>	<b>-</b>	<b>\$5,650,000</b>
	Solid Waste Revenues	650,000	1,000,000	-	-	-	1,650,000
	Solid Waste Nonprofit Corp Bonds	-	4,000,000	-	-	-	4,000,000
	<b>Funding Total</b>	<b>\$650,000</b>	<b>\$5,000,000</b>	<b>-</b>	<b>-</b>	<b>-</b>	<b>\$5,650,000</b>



# Street Transportation and Drainage

## Legend

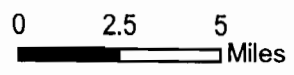
-  Storm Drain Intersection Projects
-  Street Intersection Projects
-  Storm Drain Projects
-  Street Projects
-  Freeways
-  Streets
-  City Limit



(44,200N) CIRCLE MOUNTAIN RD  
 (42,600N) HONDA BOW RD  
 (41,000N) ROCKAWAY HILLS RD  
 (39,400N) DESERT HILLS DR  
 (37,800N) JOY RANCH RD  
 (36,200N) CLOUD RD  
 (34,600N) CAREFREE HWY  
 (33,000N) DOVE VALLEY RD  
 (31,400N) LONE MOUNTAIN RD  
 (29,800N) DIXILETA DR  
 (28,200N) DYNAMITE BLVD  
 (26,600N) JOMAX RD  
 (25,000N) HAPPY VALLEY RD  
 (23,400N) PINNACLE PEAK RD  
 (21,800N) DEER VALLEY RD  
 (20,200N) BEARDSLEY RD  
 (18,600N) UNION HILLS RD  
 (17,000N) BELL RD  
 (15,400N) GREENWAY RD  
 (13,800N) THUNDERBIRD RD  
 (12,200N) CACTUS RD  
 (10,600N) PEORIA AVE  
 (9,000N) DUNLAP AVE  
 (8,000N) NORTHERNAVE  
 (7,000N) GLENDALE AVE  
 (6,000N) BETHANY HOME RD

CAMELBACK RD (5,000N)  
 INDIAN SCHOOL RD (4,100N)  
 THOMAS RD (2,900N)  
 MCDOWELL RD (1,600N)  
 VAN BUREN ST (300N)  
 BUCKEYE RD (1,200S)  
 UNIVERSITY DR (2,800S)  
 BROADWAY RD (4,400S)  
 SOUTHERN AVE (6,000S)  
 BASELINE RD (7,600S)  
 GUADALUPE RD (9,200S)  
 ELLIOT RD (10,800S)  
 WARNER RD (12,400S)  
 RAY RD (14,000S)  
 CHANLER BLVD (15,600S)  
 PECOS RD (17,200S)

115TH AV  
 107TH AV  
 98TH AV  
 91ST AV  
 83RD AV  
 75TH AV  
 67TH AV  
 59TH AV  
 51ST AV  
 43RD AV  
 35TH AV  
 27TH AV  
 19TH AV  
 7TH AV  
 7TH ST  
 16TH ST  
 24TH ST  
 32ND ST  
 40TH ST  
 48TH ST  
 56TH ST  
 64TH ST



## Street Transportation and Drainage

The Street Transportation and Drainage program totals \$773.4 million and is funded with Arizona Highway User Revenues, 2001 and 2006 bonds, Capital Construction funds, and participation from other agencies. Included in the program are major streets, storm drainage, traffic improvements and other street maintenance and improvement projects. This program agrees with the five-year Major Street program approved by the City Council in May 2007.

Major street and storm drainage projects for 2001 and 2006 bond funding include:

- Design and construct improvements to 20<sup>th</sup> Street from Highland Avenue to Camelback Road
- Design and construct improvements to 32<sup>nd</sup> Street from Washington Street to McDowell Road
- Acquire right-of-way, design and construct intersection improvements at Pinnacle Peak Road to Tatum Boulevard
- Construct a scenic drive segment of Rio Salado Beyond the Banks
- Design and construct landscape improvements in the West Phoenix revitalization area
- Design and construct Historic districts streetscape improvements
- Design and construct one mile of major street and storm drain at 51<sup>st</sup> Avenue from Dobbins to Laveen Conveyance Channel (includes funding from AHUR)
- Design and construct one mile of street and storm drain at 75<sup>th</sup> Avenue from Buckeye Road to Van Buren Street
- Design and construct the Bethany Home Road outfall channel
- Design and construct detention basin at 23<sup>rd</sup> Avenue and Roeser Road
- Construct 10<sup>th</sup> Street Wash Improvements
- Construct detention basin at 24<sup>th</sup> Avenue and Camelback Road

2006 Bonds are also planned for the purchase of office space for traffic counting, parking meter and right of way management functions.

Major street projects for AHUR funding include the following projects:

- Design and construct one mile of major street at 19<sup>th</sup> Avenue from Baseline Road to Southern Avenue
- Complete construction of one mile of major street at Van Buren Street from 59<sup>th</sup> Avenue to 67<sup>th</sup> Avenue
- Design and construct one mile of major street at Van Buren Street from 67<sup>th</sup> Avenue to 75<sup>th</sup> Avenue
- Design and construct one mile of major street at Pinnacle Peak from 43<sup>rd</sup> Avenue to 35<sup>th</sup> Avenue
- Design and construct one mile of major street at Pinnacle Peak from 43<sup>rd</sup> Avenue to 55<sup>th</sup> Avenue

- Construct improvements to 52<sup>nd</sup> Street from McDowell Road to Thomas Road
- Design and construct one mile of major street at 35<sup>th</sup> Avenue from Baseline Road to Southern Avenue
- Design and construct major roadways at Sonoran Desert Boulevard (includes funding from 2001 bonds and state and local aid)
- Design and construct one mile of major street at 43<sup>rd</sup> Avenue from Lower Buckeye Road to Buckeye Road
- Retrofit landscaping on existing major streets

Capital Construction funding is included for the following types of projects:

- Local paving projects
- Residential street resurfacing
- Major Street overlay
- Major Street microseal
- Sidewalks
- Ramps
- Dust Control
- Speed Humps
- Traffic calming

Development impact fees are planned for street improvements in the Desert View, Laveen and Estrella areas.

**2007-2012 CAPITAL IMPROVEMENT PROGRAM**

**Street Transportation and Drainage  
Capital Improvement Program Summary**

<b>Project Summary</b>	<b>2007-08</b>	<b>2008-09</b>	<b>2009-10</b>	<b>2010-11</b>	<b>2011-12</b>	<b>Total</b>
ADA Compliance	\$ 200,000	\$ 960,320	\$ 997,940	\$ 1,037,540	\$ 200,000	\$ 3,395,800
Drainage Channels and Detention Basins	7,077,375	899,910	1,755,270	8,545,960	-	18,278,515
Local Drainage Solutions	8,848,696	11,870,233	11,600,920	9,785,260	1,000,000	43,105,109
Major Street, Bridge, Pedestrian and Bikeway Construction	120,539,125	89,992,809	61,685,853	83,441,768	82,981,000	438,640,555
Major Trunk Storm Sewers	12,799,021	1,764,180	1,914,180	1,304,820	-	17,782,201
Retrofit	1,767,000	3,968,120	4,373,030	4,836,350	2,000,000	16,944,500
Screen Wall Program	750,000	750,000	1,000,000	1,000,000	1,000,000	4,500,000
Street Modernization	10,686,095	9,360,568	13,389,010	13,859,510	13,184,000	60,479,183
Street Rehabilitation	19,865,500	21,061,820	20,317,670	21,167,510	19,988,000	102,400,500
Traffic Calming Improvements	4,201,190	3,087,820	6,806,510	6,303,400	2,284,000	22,682,920
Traffic Signal Improvements	6,322,600	10,598,390	11,264,160	6,377,000	6,323,500	40,885,650
Debt Issuance Costs	1,105,875	-	-	-	-	1,105,875
Percent for Art	1,851,078	790,850	230,900	375,580	-	3,248,408
<b>Total</b>	<b>\$ 196,013,555</b>	<b>\$ 155,105,020</b>	<b>\$ 135,335,443</b>	<b>\$ 158,034,698</b>	<b>\$ 128,960,500</b>	<b>\$ 773,449,216</b>

**Source of Funds**

Operating Funds

Arizona Highway Users Revenue	\$ 95,705,952	\$ 71,867,593	\$ 77,901,237	\$ 82,466,698	\$ 84,747,000	\$ 412,688,480
Capital Construction	17,692,500	17,174,931	19,135,000	19,556,000	19,919,000	93,477,431
Community Development Block Grant	594,147	-	-	-	-	594,147
Transit 2000	210,300	-	-	-	-	210,300
<b>Total Operating Funds</b>	<b>\$ 114,202,899</b>	<b>\$ 89,042,524</b>	<b>\$ 97,036,237</b>	<b>\$ 102,022,698</b>	<b>\$ 104,666,000</b>	<b>\$ 506,970,358</b>

Bond Funds

2006 Bonds	\$ 15,919,050	\$ 39,316,000	\$ 30,418,000	\$ 37,558,000	\$ -	\$ 123,211,050
2001 Bonds	9,925,179	-	-	-	-	9,925,179
Non-Profit Corporation Bonds - Wastewater	30,000	-	-	-	-	30,000
Non-Profit Corporation Bonds - Water	430,000	-	-	-	-	430,000
<b>Total Bond Funds</b>	<b>\$ 26,304,229</b>	<b>\$ 39,316,000</b>	<b>\$ 30,418,000</b>	<b>\$ 37,558,000</b>	<b>\$ -</b>	<b>\$ 133,596,229</b>

Other Financing

Impact Fees	\$ 36,910,602	\$ 5,793,714	\$ 7,477,706	\$ 11,451,000	\$ 17,921,500	\$ 79,554,522
Capital Reserves	10,000,000	20,000,000	-	-	-	30,000,000
Federal, State and Other Participation	8,595,825	952,782	403,500	7,003,000	6,373,000	23,328,107
<b>Total Other Financing</b>	<b>\$ 55,506,427</b>	<b>\$ 26,746,496</b>	<b>\$ 7,881,206</b>	<b>\$ 18,454,000</b>	<b>\$ 24,294,500</b>	<b>\$ 132,882,629</b>

**Total Sources of Funds**

<b>Total Sources of Funds</b>	<b>\$ 196,013,555</b>	<b>\$ 155,105,020</b>	<b>\$ 135,335,443</b>	<b>\$ 158,034,698</b>	<b>\$ 128,960,500</b>	<b>\$ 773,449,216</b>
-------------------------------	-----------------------	-----------------------	-----------------------	-----------------------	-----------------------	-----------------------

**City of Phoenix, Arizona**  
**2007-2012 Capital Improvement Program**  
**Street Transportation and Drainage**

<b>Project No.</b>	<b>Project Title</b>	<b>2007-08</b>	<b>2008-09</b>	<b>2009-10</b>	<b>2010-11</b>	<b>2011-12</b>	<b>Total</b>
<b>ST8750000</b>	<b>ADA COMPLIANCE IMPROVEMENTS</b>						
				<b>Function: ADA Compliance</b>			
						<b>District: Citywide</b>	
	Construct street improvements to comply with the Americans with Disabilities Act.						
Design		200,000	200,000	200,000	200,000	200,000	1,000,000
Construction		-	760,320	797,940	837,540	-	2,395,800
<b>Project Total</b>		<b>\$200,000</b>	<b>\$960,320</b>	<b>\$997,940</b>	<b>\$1,037,540</b>	<b>\$200,000</b>	<b>\$3,395,800</b>
Arizona Highway User Revenues		200,000	200,000	200,000	200,000	200,000	1,000,000
2006 Street Improvement and Storm Sewer Bonds		-	760,320	797,940	837,540	-	2,395,800
<b>Funding Total</b>		<b>\$200,000</b>	<b>\$960,320</b>	<b>\$997,940</b>	<b>\$1,037,540</b>	<b>\$200,000</b>	<b>\$3,395,800</b>
<b>ST83120017</b>	<b>24TH AVE AND CAMELBACK RD DETENTION BASIN</b>						
				<b>Function: Drainage Channels and Detention Basins</b>			
						<b>District: 4</b>	
	Acquire a right-of-way and construct a detention basin at 24th Ave and Camelback Rd.						
Land Acquisition		3,113,025	-	-	-	-	3,113,025
Construction		200,000	-	-	-	-	200,000
<b>Project Total</b>		<b>\$3,313,025</b>	<b>-</b>	<b>-</b>	<b>-</b>	<b>-</b>	<b>\$3,313,025</b>
2006 Street Improvement and Storm Sewer Bonds		3,100,000	-	-	-	-	3,100,000
2001 Storm Sewers Bonds		213,025	-	-	-	-	213,025
<b>Funding Total</b>		<b>\$3,313,025</b>	<b>-</b>	<b>-</b>	<b>-</b>	<b>-</b>	<b>\$3,313,025</b>
<b>ST83120022</b>	<b>BETHANY HOME ROAD OUTFALL CHANNEL</b>						
				<b>Function: Drainage Channels and Detention Basins</b>			
						<b>District: 5 &amp; 7</b>	
	Construct the Bethany Home Road Outfall Channel.						
	Estimated full-year ongoing operating costs: \$92,000						
Construction		757,350	899,910	1,755,270	-	-	3,412,530
<b>Project Total</b>		<b>\$757,350</b>	<b>\$899,910</b>	<b>\$1,755,270</b>	<b>-</b>	<b>-</b>	<b>\$3,412,530</b>
2006 Street Improvement and Storm Sewer Bonds		757,350	899,910	1,755,270	-	-	3,412,530
<b>Funding Total</b>		<b>\$757,350</b>	<b>\$899,910</b>	<b>\$1,755,270</b>	<b>-</b>	<b>-</b>	<b>\$3,412,530</b>
<b>ST83120034</b>	<b>23RD AVE AND ROESER RD DETENTION BASIN</b>						
				<b>Function: Drainage Channels and Detention Basins</b>			
						<b>District: 7</b>	
	Acquire land and construct a detention basin at 23rd Ave and Roeser.						
Land Acquisition		25,000	-	-	-	-	25,000
Construction		-	-	-	8,545,960	-	8,545,960
<b>Project Total</b>		<b>\$25,000</b>	<b>-</b>	<b>-</b>	<b>\$8,545,960</b>	<b>-</b>	<b>\$8,570,960</b>
State, County and Other Aid - Street Transportation		-	-	-	2,800,000	-	2,800,000
2006 Street Improvement and Storm Sewer Bonds		25,000	-	-	5,745,960	-	5,770,960
<b>Funding Total</b>		<b>\$25,000</b>	<b>-</b>	<b>-</b>	<b>\$8,545,960</b>	<b>-</b>	<b>\$8,570,960</b>
<b>ST83120038</b>	<b>SANTA MARIA DETENTION BASIN, 71ST AVE &amp; ELWOOD</b>						
				<b>Function: Drainage Channels and Detention Basins</b>			
						<b>District: 7</b>	
	Construct a detention basin at the intersection of 71st Ave and Elwood St.						
Construction		1,910,000	-	-	-	-	1,910,000
<b>Project Total</b>		<b>\$1,910,000</b>	<b>-</b>	<b>-</b>	<b>-</b>	<b>-</b>	<b>\$1,910,000</b>
State, County and Other Aid - Street Transportation		1,408,000	-	-	-	-	1,408,000
2006 Street Improvement and Storm Sewer Bonds		502,000	-	-	-	-	502,000
<b>Funding Total</b>		<b>\$1,910,000</b>	<b>-</b>	<b>-</b>	<b>-</b>	<b>-</b>	<b>\$1,910,000</b>

**City of Phoenix, Arizona**  
**2007-2012 Capital Improvement Program**  
**Street Transportation and Drainage**

<b>Project No.</b>	<b>Project Title</b>	<b>2007-08</b>	<b>2008-09</b>	<b>2009-10</b>	<b>2010-11</b>	<b>2011-12</b>	<b>Total</b>
<b>ST83120039</b>	<b>67TH AVE AND HARRISON BOX CULVERT</b>						
			<b>Function: Drainage Channels and Detention Basins</b>			<b>District: 7</b>	
	Construct a box culvert at the intersection of 67th Ave and Harrison St.						
Construction		1,072,000	-	-	-	-	1,072,000
<b>Project Total</b>		<b>\$1,072,000</b>	-	-	-	-	<b>\$1,072,000</b>
State, County and Other Aid - Street Transportation		792,000	-	-	-	-	792,000
Impact Fee - Estrella, Storm Drainage		280,000	-	-	-	-	280,000
<b>Funding Total</b>		<b>\$1,072,000</b>	-	-	-	-	<b>\$1,072,000</b>
<b>ST83130143</b>	<b>ELEVATION CERTIFICATE PROGRAM</b>						
			<b>Function: Local Drainage Solutions</b>			<b>District: Citywide</b>	
	Provide floodplain survey assistance to property owners.						
Design		162,360	168,300	168,300	168,300	-	667,260
<b>Project Total</b>		<b>\$162,360</b>	<b>\$168,300</b>	<b>\$168,300</b>	<b>\$168,300</b>	-	<b>\$667,260</b>
2006 Street Improvement and Storm Sewer Bonds		162,360	168,300	168,300	168,300	-	667,260
<b>Funding Total</b>		<b>\$162,360</b>	<b>\$168,300</b>	<b>\$168,300</b>	<b>\$168,300</b>	-	<b>\$667,260</b>
<b>ST83130144</b>	<b>STORM DRAIN REHABILITATION PROGRAM</b>						
			<b>Function: Local Drainage Solutions</b>			<b>District: Citywide</b>	
	Construct storm drain rehabilitation projects.						
Construction		-	1,485,000	1,658,250	1,730,520	-	4,873,770
<b>Project Total</b>		-	<b>\$1,485,000</b>	<b>\$1,658,250</b>	<b>\$1,730,520</b>	-	<b>\$4,873,770</b>
2006 Street Improvement and Storm Sewer Bonds		-	1,485,000	1,658,250	1,730,520	-	4,873,770
<b>Funding Total</b>		-	<b>\$1,485,000</b>	<b>\$1,658,250</b>	<b>\$1,730,520</b>	-	<b>\$4,873,770</b>
<b>ST83130154</b>	<b>FLOOD PROOFING</b>						
			<b>Function: Local Drainage Solutions</b>			<b>District: Citywide</b>	
	Construct local drainage solutions.						
Construction		-	208,843	1,000,000	1,000,000	1,000,000	3,208,843
<b>Project Total</b>		-	<b>\$208,843</b>	<b>\$1,000,000</b>	<b>\$1,000,000</b>	<b>\$1,000,000</b>	<b>\$3,208,843</b>
Capital Construction		-	208,843	1,000,000	1,000,000	1,000,000	3,208,843
<b>Funding Total</b>		-	<b>\$208,843</b>	<b>\$1,000,000</b>	<b>\$1,000,000</b>	<b>\$1,000,000</b>	<b>\$3,208,843</b>
<b>ST83130200</b>	<b>STORM DRAIN ON LOUISE DR: 29TH - 27TH AVE</b>						
			<b>Function: Local Drainage Solutions</b>			<b>District: 1</b>	
	Construct a storm drain at Louise Drive - 29th to 27th Aves.						
Construction		15,000	-	-	-	-	15,000
<b>Project Total</b>		<b>\$15,000</b>	-	-	-	-	<b>\$15,000</b>
2001 Storm Sewers Bonds		15,000	-	-	-	-	15,000
<b>Funding Total</b>		<b>\$15,000</b>	-	-	-	-	<b>\$15,000</b>
<b>ST83130210</b>	<b>39TH AVE AND ROESER RD STORM DRAIN</b>						
			<b>Function: Local Drainage Solutions</b>			<b>District: 7</b>	
	Design a storm drain at 39th Ave and Roeser Road.						
Construction		603,516	-	-	-	-	603,516
<b>Project Total</b>		<b>\$603,516</b>	-	-	-	-	<b>\$603,516</b>
2006 Street Improvement and Storm Sewer Bonds		360,000	-	-	-	-	360,000
2001 Storm Sewers Bonds		243,516	-	-	-	-	243,516
<b>Funding Total</b>		<b>\$603,516</b>	-	-	-	-	<b>\$603,516</b>

**City of Phoenix, Arizona**  
**2007-2012 Capital Improvement Program**  
**Street Transportation and Drainage**

<b>Project No.</b>	<b>Project Title</b>	<b>2007-08</b>	<b>2008-09</b>	<b>2009-10</b>	<b>2010-11</b>	<b>2011-12</b>	<b>Total</b>
<b>ST83130229</b>	<b>10TH ST WASH IMPROVEMENT PROJECT</b>						
	Construct a storm drain at 10th St Wash.						
	Construction	1,250,000	-	-	-	-	1,250,000
	<b>Project Total</b>	<b>\$1,250,000</b>	-	-	-	-	<b>\$1,250,000</b>
	2006 Street Improvement and Storm Sewer Bonds	1,235,000	-	-	-	-	1,235,000
	2001 Storm Sewers Bonds	15,000	-	-	-	-	15,000
	<b>Funding Total</b>	<b>\$1,250,000</b>	-	-	-	-	<b>\$1,250,000</b>
<b>ST83130230</b>	<b>I-17 AND SCATTERED WASH STORM DRAIN</b>						
	Construct a storm drain at I-17 and Scattered Wash.						
	Construction	-	1,008,000	-	-	-	1,008,000
	<b>Project Total</b>	-	<b>\$1,008,000</b>	-	-	-	<b>\$1,008,000</b>
	Capital Construction	-	1,008,000	-	-	-	1,008,000
	<b>Funding Total</b>	-	<b>\$1,008,000</b>	-	-	-	<b>\$1,008,000</b>
<b>ST83130234</b>	<b>DENTON LN, 41ST AVE TO 42ND AVE STORM DRAIN</b>						
	Construct a storm drain at Denton Ln, 41st Ave to 42nd Ave.						
	Construction	30,000	-	-	-	-	30,000
	<b>Project Total</b>	<b>\$30,000</b>	-	-	-	-	<b>\$30,000</b>
	2001 Storm Sewers Bonds	30,000	-	-	-	-	30,000
	<b>Funding Total</b>	<b>\$30,000</b>	-	-	-	-	<b>\$30,000</b>
<b>ST83130244</b>	<b>STORM DRAIN AT 1707 W. OSBORN RD</b>						
	Design a storm drain at 1707 W. Osborn Rd.						
	Design	35,000	-	-	-	-	35,000
	<b>Project Total</b>	<b>\$35,000</b>	-	-	-	-	<b>\$35,000</b>
	2006 Street Improvement and Storm Sewer Bonds	35,000	-	-	-	-	35,000
	<b>Funding Total</b>	<b>\$35,000</b>	-	-	-	-	<b>\$35,000</b>
<b>ST83130249</b>	<b>9TH AVE STORM DRAIN AT PEORIA AND ARIZONA CANAL</b>						
	Construct a storm drain in the area of 9th Ave, Peoria Road and the Arizona Canal.						
	Estimated full-year ongoing operating costs:	\$3,000					
	Construction	1,735,000	-	-	-	-	1,735,000
	<b>Project Total</b>	<b>\$1,735,000</b>	-	-	-	-	<b>\$1,735,000</b>
	State, County and Other Aid - Street Transportation	890,000	-	-	-	-	890,000
	2006 Street Improvement and Storm Sewer Bonds	845,000	-	-	-	-	845,000
	<b>Funding Total</b>	<b>\$1,735,000</b>	-	-	-	-	<b>\$1,735,000</b>
<b>ST83130259</b>	<b>2618 N DAYTON ST STORM DRAIN</b>						
	Final costs to complete construction of a storm drain at 2618 North Dayton St.						
	Construction	20,000	-	-	-	-	20,000
	<b>Project Total</b>	<b>\$20,000</b>	-	-	-	-	<b>\$20,000</b>
	2001 Storm Sewers Bonds	20,000	-	-	-	-	20,000
	<b>Funding Total</b>	<b>\$20,000</b>	-	-	-	-	<b>\$20,000</b>

**City of Phoenix, Arizona**  
**2007-2012 Capital Improvement Program**  
**Street Transportation and Drainage**

<b>Project No.</b>	<b>Project Title</b>	<b>2007-08</b>	<b>2008-09</b>	<b>2009-10</b>	<b>2010-11</b>	<b>2011-12</b>	<b>Total</b>
<b>ST83130264</b>	<b>CAMPBELL/MINNEZONA, 7TH ST TO 12TH ST STORM DRAIN</b>						
		<b>Function: Local Drainage Solutions</b>				<b>District: 4</b>	
	Final costs to complete construction of a storm drain at Campbell/Minnezona, 7th St to 12th St.						
Construction		175,000	-	-	-	-	175,000
<b>Project Total</b>		<b>\$175,000</b>	<b>-</b>	<b>-</b>	<b>-</b>	<b>-</b>	<b>\$175,000</b>
2006 Street Improvement and Storm Sewer Bonds		175,000	-	-	-	-	175,000
<b>Funding Total</b>		<b>\$175,000</b>	<b>-</b>	<b>-</b>	<b>-</b>	<b>-</b>	<b>\$175,000</b>
<b>ST83130266</b>	<b>CULVER TO PORTLAND ST, 48TH ST TO 50TH ST STORM DRAIN</b>						
		<b>Function: Local Drainage Solutions</b>				<b>District: 6</b>	
	Final costs to complete construction of a storm drain at Culver to Portland, 48th St to 50th St.						
Construction		50,000	-	-	-	-	50,000
<b>Project Total</b>		<b>\$50,000</b>	<b>-</b>	<b>-</b>	<b>-</b>	<b>-</b>	<b>\$50,000</b>
2006 Street Improvement and Storm Sewer Bonds		50,000	-	-	-	-	50,000
<b>Funding Total</b>		<b>\$50,000</b>	<b>-</b>	<b>-</b>	<b>-</b>	<b>-</b>	<b>\$50,000</b>
<b>ST83130269</b>	<b>PINNACLE PK RD - TATUM INTERSECTION STORM DRAIN IMPROVEMENTS</b>						
		<b>Function: Local Drainage Solutions</b>				<b>District: 2</b>	
	Acquire land and construct box culvert storm drain at Pinnacle Peak Rd and Tatum Boulevard intersection.						
	Estimated full-year ongoing operating costs:	\$3,000					
Land Acquisition		2,242,000	-	-	-	-	2,242,000
Construction		-	3,663,000	896,940	-	-	4,559,940
<b>Project Total</b>		<b>\$2,242,000</b>	<b>\$3,663,000</b>	<b>\$896,940</b>	<b>-</b>	<b>-</b>	<b>\$6,801,940</b>
2006 Street Improvement and Storm Sewer Bonds		2,242,000	3,663,000	896,940	-	-	6,801,940
<b>Funding Total</b>		<b>\$2,242,000</b>	<b>\$3,663,000</b>	<b>\$896,940</b>	<b>-</b>	<b>-</b>	<b>\$6,801,940</b>
<b>ST83130270</b>	<b>DOWNTOWN STORM DRAIN RELIEF SYSTEM</b>						
		<b>Function: Local Drainage Solutions</b>				<b>District: 7 &amp; 8</b>	
	Construct downtown storm drain relief system.						
	Estimated full-year ongoing operating costs:	\$13,000					
Construction		495,000	495,000	975,000	2,132,460	-	4,097,460
<b>Project Total</b>		<b>\$495,000</b>	<b>\$495,000</b>	<b>\$975,000</b>	<b>\$2,132,460</b>	<b>-</b>	<b>\$4,097,460</b>
2006 Street Improvement and Storm Sewer Bonds		495,000	495,000	975,000	2,132,460	-	4,097,460
<b>Funding Total</b>		<b>\$495,000</b>	<b>\$495,000</b>	<b>\$975,000</b>	<b>\$2,132,460</b>	<b>-</b>	<b>\$4,097,460</b>
<b>ST83130271</b>	<b>DAM SAFETY PROGRAM</b>						
		<b>Function: Local Drainage Solutions</b>				<b>District: 1 &amp; 2</b>	
	Provide for the needs studies, maintenance and reconstruction for the 16 major flood control dams located in the North Mountain Preserve areas of the city.						
Construction		374,820	585,090	608,850	679,140	-	2,247,900
<b>Project Total</b>		<b>\$374,820</b>	<b>\$585,090</b>	<b>\$608,850</b>	<b>\$679,140</b>	<b>-</b>	<b>\$2,247,900</b>
2006 Street Improvement and Storm Sewer Bonds		374,820	585,090	608,850	679,140	-	2,247,900
<b>Funding Total</b>		<b>\$374,820</b>	<b>\$585,090</b>	<b>\$608,850</b>	<b>\$679,140</b>	<b>-</b>	<b>\$2,247,900</b>

**City of Phoenix, Arizona**  
**2007-2012 Capital Improvement Program**  
**Street Transportation and Drainage**

<b>Project No.</b>	<b>Project Title</b>	<b>2007-08</b>	<b>2008-09</b>	<b>2009-10</b>	<b>2010-11</b>	<b>2011-12</b>	<b>Total</b>
<b>ST83130273</b>	<b>JEFFERSON ST, I-17 TO 20TH AVE STORM DRAIN</b>	<b>Function: Local Drainage Solutions</b>				<b>District: 7</b>	
Construct a storm drain at Jefferson St, I-17 to 20th Ave.							
Construction		-	-	1,500,000	-	-	1,500,000
<b>Project Total</b>		-	-	<b>\$1,500,000</b>	-	-	<b>\$1,500,000</b>
2006 Street Improvement and Storm Sewer Bonds		-	-	1,500,000	-	-	1,500,000
<b>Funding Total</b>		-	-	<b>\$1,500,000</b>	-	-	<b>\$1,500,000</b>
<b>ST83140000</b>	<b>LOCAL DRAINAGE SOLUTIONS</b>	<b>Function: Local Drainage Solutions</b>				<b>District: Citywide</b>	
Design and construct local drainage improvements.							
Construction		444,500	2,277,000	2,871,000	2,208,690	-	7,801,190
<b>Project Total</b>		<b>\$444,500</b>	<b>\$2,277,000</b>	<b>\$2,871,000</b>	<b>\$2,208,690</b>	-	<b>\$7,801,190</b>
2006 Street Improvement and Storm Sewer Bonds		444,500	2,277,000	2,871,000	2,208,690	-	7,801,190
<b>Funding Total</b>		<b>\$444,500</b>	<b>\$2,277,000</b>	<b>\$2,871,000</b>	<b>\$2,208,690</b>	-	<b>\$7,801,190</b>
<b>ST83140001</b>	<b>44TH ST &amp; BELL RD STORM DRAIN INLETS</b>	<b>Function: Local Drainage Solutions</b>				<b>District: 2</b>	
Construct a storm drain at 44th St and Bell Rd Storm Dr inlets.							
Construction		66,500	-	-	-	-	66,500
<b>Project Total</b>		<b>\$66,500</b>	-	-	-	-	<b>\$66,500</b>
2006 Street Improvement and Storm Sewer Bonds		66,500	-	-	-	-	66,500
<b>Funding Total</b>		<b>\$66,500</b>	-	-	-	-	<b>\$66,500</b>
<b>ST83140002</b>	<b>46TH ST &amp; LAFAYETTE FLOOD MITIGATION</b>	<b>Function: Local Drainage Solutions</b>				<b>District: 3</b>	
Construct a storm drain at 46th St and Lafayette St.							
Construction		141,000	-	-	-	-	141,000
<b>Project Total</b>		<b>\$141,000</b>	-	-	-	-	<b>\$141,000</b>
2006 Street Improvement and Storm Sewer Bonds		141,000	-	-	-	-	141,000
<b>Funding Total</b>		<b>\$141,000</b>	-	-	-	-	<b>\$141,000</b>
<b>ST83140003</b>	<b>JEFFERSON/BUCHANAN/I-17/20TH AVE DRAINAGE</b>	<b>Function: Local Drainage Solutions</b>				<b>District: 7</b>	
Design drainage improvements in the area bounded by Jefferson St to Buchanan St, and I-17 to 20th Ave.							
Design		15,000	-	-	-	-	15,000
<b>Project Total</b>		<b>\$15,000</b>	-	-	-	-	<b>\$15,000</b>
2006 Street Improvement and Storm Sewer Bonds		15,000	-	-	-	-	15,000
<b>Funding Total</b>		<b>\$15,000</b>	-	-	-	-	<b>\$15,000</b>
<b>ST83140005</b>	<b>DRAINAGE IMPROVEMENTS RYAN CO 23RD AVE</b>	<b>Function: Local Drainage Solutions</b>				<b>District: 1</b>	
Design and construct drainage improvements at the intersection of 23rd Ave and pinnacle Peak Blvd.							
Design		60,000	-	-	-	-	60,000
Construction		340,000	-	-	-	-	340,000
<b>Project Total</b>		<b>\$400,000</b>	-	-	-	-	<b>\$400,000</b>
Capital Construction		400,000	-	-	-	-	400,000
<b>Funding Total</b>		<b>\$400,000</b>	-	-	-	-	<b>\$400,000</b>

**City of Phoenix, Arizona**  
**2007-2012 Capital Improvement Program**  
**Street Transportation and Drainage**

<b>Project No.</b>	<b>Project Title</b>	<b>2007-08</b>	<b>2008-09</b>	<b>2009-10</b>	<b>2010-11</b>	<b>2011-12</b>	<b>Total</b>
<b>ST83150000</b>	<b>DRAINAGE FOR STREET MODERNIZATION</b>						
		<b>Function: Local Drainage Solutions</b>				<b>District: Citywide</b>	
	Design and construct local drainage improvements for Street modernization projects.						
Construction		394,000	1,980,000	1,922,580	1,866,150	-	6,162,730
<b>Project Total</b>		<b>\$394,000</b>	<b>\$1,980,000</b>	<b>\$1,922,580</b>	<b>\$1,866,150</b>	<b>-</b>	<b>\$6,162,730</b>
2006 Street Improvement and Storm Sewer Bonds		394,000	1,980,000	1,922,580	1,866,150	-	6,162,730
<b>Funding Total</b>		<b>\$394,000</b>	<b>\$1,980,000</b>	<b>\$1,922,580</b>	<b>\$1,866,150</b>	<b>-</b>	<b>\$6,162,730</b>
<b>ST83150001</b>	<b>STORM DRAIN VIRGINIA AVE, 7TH ST TO 111 ST</b>						
		<b>Function: Local Drainage Solutions</b>				<b>District: 4</b>	
	Construct a storm drain at Virginia Ave, 7th St to 11th St.						
Construction		200,000	-	-	-	-	200,000
<b>Project Total</b>		<b>\$200,000</b>	<b>-</b>	<b>-</b>	<b>-</b>	<b>-</b>	<b>\$200,000</b>
2006 Street Improvement and Storm Sewer Bonds		200,000	-	-	-	-	200,000
<b>Funding Total</b>		<b>\$200,000</b>	<b>-</b>	<b>-</b>	<b>-</b>	<b>-</b>	<b>\$200,000</b>
<b>ST85100004</b>	<b>RAILROAD CROSSING IMPROVEMENTS</b>						
		<b>Function: Major Street, Bridge, Pedestrian and Bikeway Construction</b>				<b>District: Citywide</b>	
	Design and construct improvements at railroad crossings as needs are determined.						
Design		5,000	5,000	5,000	5,000	5,000	25,000
Construction		50,000	50,000	50,000	50,000	50,000	250,000
<b>Project Total</b>		<b>\$55,000</b>	<b>\$55,000</b>	<b>\$55,000</b>	<b>\$55,000</b>	<b>\$55,000</b>	<b>\$275,000</b>
Arizona Highway User Revenues		55,000	55,000	55,000	55,000	55,000	275,000
<b>Funding Total</b>		<b>\$55,000</b>	<b>\$55,000</b>	<b>\$55,000</b>	<b>\$55,000</b>	<b>\$55,000</b>	<b>\$275,000</b>
<b>ST85100013</b>	<b>LINCOLN &amp; 5TH ST RR CROSSING</b>						
		<b>Function: Major Street, Bridge, Pedestrian and Bikeway Construction</b>				<b>District: 8</b>	
	Construct railroad crossing near Lincoln and 5th Streets.						
Construction		42,000	-	-	-	-	42,000
<b>Project Total</b>		<b>\$42,000</b>	<b>-</b>	<b>-</b>	<b>-</b>	<b>-</b>	<b>\$42,000</b>
Arizona Highway User Revenues		42,000	-	-	-	-	42,000
<b>Funding Total</b>		<b>\$42,000</b>	<b>-</b>	<b>-</b>	<b>-</b>	<b>-</b>	<b>\$42,000</b>
<b>ST85100027</b>	<b>52ND ST, MCDOWELL RD TO THOMAS RD STREET CONSTRUCTION</b>						
		<b>Function: Major Street, Bridge, Pedestrian and Bikeway Construction</b>				<b>District: 6</b>	
	Acquire right-of-way and construct one mile of major street.						
Land Acquisition		45,000	-	-	-	-	45,000
Construction		7,150,000	650,000	-	-	-	7,800,000
<b>Project Total</b>		<b>\$7,195,000</b>	<b>\$650,000</b>	<b>-</b>	<b>-</b>	<b>-</b>	<b>\$7,845,000</b>
Arizona Highway User Revenues		6,695,000	650,000	-	-	-	7,345,000
2001 Neighborhood Preserv & Blight Elim Bonds		500,000	-	-	-	-	500,000
<b>Funding Total</b>		<b>\$7,195,000</b>	<b>\$650,000</b>	<b>-</b>	<b>-</b>	<b>-</b>	<b>\$7,845,000</b>

**City of Phoenix, Arizona**  
**2007-2012 Capital Improvement Program**  
**Street Transportation and Drainage**

<b>Project No.</b>	<b>Project Title</b>	<b>2007-08</b>	<b>2008-09</b>	<b>2009-10</b>	<b>2010-11</b>	<b>2011-12</b>	<b>Total</b>
<b>ST85100035</b>	<b>67TH AVE, BUCKEYE TO VAN BUREN STREET CONSTRUCTION</b>						
	Construct one mile of major street.						
	Construction	4,180,000	380,000	-	-	-	4,560,000
	<b>Project Total</b>	<b>\$4,180,000</b>	<b>\$380,000</b>	-	-	-	<b>\$4,560,000</b>
	Arizona Highway User Revenues	4,180,000	380,000	-	-	-	4,560,000
	<b>Funding Total</b>	<b>\$4,180,000</b>	<b>\$380,000</b>	-	-	-	<b>\$4,560,000</b>
<b>ST85100044</b>	<b>DEER VALLEY RD, 7TH ST TO CAVE CREEK RD STREET CONSTRUCTION</b>						
	Function: Major Street, Bridge, Pedestrian and Bikeway Construction						
	District: 2						
	Final costs to complete construction of two miles of major street.						
	Estimated full-year ongoing operating costs:	\$124,000					
	Construction	150,000	-	-	-	-	150,000
	<b>Project Total</b>	<b>\$150,000</b>	-	-	-	-	<b>\$150,000</b>
	Arizona Highway User Revenues	150,000	-	-	-	-	150,000
	<b>Funding Total</b>	<b>\$150,000</b>	-	-	-	-	<b>\$150,000</b>
<b>ST85100046</b>	<b>CAMELBACK RD, 107TH AVE TO 99TH AVE STREET CONSTRUCTION</b>						
	Function: Major Street, Bridge, Pedestrian and Bikeway Construction						
	District: 5						
	Final costs to complete construction of one mile of major street.						
	Construction	600,000	-	-	-	-	600,000
	<b>Project Total</b>	<b>\$600,000</b>	-	-	-	-	<b>\$600,000</b>
	Arizona Highway User Revenues	600,000	-	-	-	-	600,000
	<b>Funding Total</b>	<b>\$600,000</b>	-	-	-	-	<b>\$600,000</b>
<b>ST85100047</b>	<b>BASELINE, 32ND TO 40TH ST ROW</b>						
	Function: Major Street, Bridge, Pedestrian and Bikeway Construction						
	District: 8						
	Final costs to acquire right-of-way.						
	Land Acquisition	65,000	-	-	-	-	65,000
	<b>Project Total</b>	<b>\$65,000</b>	-	-	-	-	<b>\$65,000</b>
	Arizona Highway User Revenues	65,000	-	-	-	-	65,000
	<b>Funding Total</b>	<b>\$65,000</b>	-	-	-	-	<b>\$65,000</b>
<b>ST85100048</b>	<b>35TH AVE, SOUTHERN TO BROADWAY ROW</b>						
	Function: Major Street, Bridge, Pedestrian and Bikeway Construction						
	District: 7						
	Final costs to acquire right-of-way and relocate utilities for one mile of major street construction.						
	Land Acquisition	100,000	-	-	-	-	100,000
	Construction	1,200,000	-	-	-	-	1,200,000
	<b>Project Total</b>	<b>\$1,300,000</b>	-	-	-	-	<b>\$1,300,000</b>
	Impact Fee - Laveen, Streets	700,000	-	-	-	-	700,000
	Arizona Highway User Revenues	600,000	-	-	-	-	600,000
	<b>Funding Total</b>	<b>\$1,300,000</b>	-	-	-	-	<b>\$1,300,000</b>
<b>ST85100050</b>	<b>35TH AVE, BROADWAY TO LOWER BUCKEYE STREET CONSTRUCTION</b>						
	Function: Major Street, Bridge, Pedestrian and Bikeway Construction						
	District: 7						
	Final costs to complete construction of one mile of major street.						
	Construction	250,000	-	-	-	-	250,000
	<b>Project Total</b>	<b>\$250,000</b>	-	-	-	-	<b>\$250,000</b>
	Arizona Highway User Revenues	250,000	-	-	-	-	250,000
	<b>Funding Total</b>	<b>\$250,000</b>	-	-	-	-	<b>\$250,000</b>

**City of Phoenix, Arizona**  
**2007-2012 Capital Improvement Program**  
**Street Transportation and Drainage**

<b>Project No.</b>	<b>Project Title</b>	<b>2007-08</b>	<b>2008-09</b>	<b>2009-10</b>	<b>2010-11</b>	<b>2011-12</b>	<b>Total</b>
<b>ST85100051</b>	<b>7TH ST, PIMA FRWY TO DEER VALLEY RD STREET CONSTRUCTION</b>	<b>Function: Major Street, Bridge, Pedestrian and Bikeway Construction</b>				<b>District: 1 &amp; 2</b>	
Final costs to complete construction of one mile of major street.							
Estimated full-year ongoing operating costs:		\$52,000					
Construction		150,000	-	-	-	-	150,000
<b>Project Total</b>		<b>\$150,000</b>	-	-	-	-	<b>\$150,000</b>
Arizona Highway User Revenues		150,000	-	-	-	-	150,000
<b>Funding Total</b>		<b>\$150,000</b>	-	-	-	-	<b>\$150,000</b>
<b>ST85100054</b>	<b>BASELINE, 16TH ST TO 24TH ST ROW</b>	<b>Function: Major Street, Bridge, Pedestrian and Bikeway Construction</b>				<b>District: 8</b>	
Final costs to acquire right-of-way for one mile of major street.							
Land Acquisition		75,000	-	-	-	-	75,000
Design		4,000	-	-	-	-	4,000
<b>Project Total</b>		<b>\$79,000</b>	-	-	-	-	<b>\$79,000</b>
Arizona Highway User Revenues		79,000	-	-	-	-	79,000
<b>Funding Total</b>		<b>\$79,000</b>	-	-	-	-	<b>\$79,000</b>
<b>ST85100058</b>	<b>51ST AVE, BROADWAY TO LOWER BUCKEYE STREET CONSTRUCTION</b>	<b>Function: Major Street, Bridge, Pedestrian and Bikeway Construction</b>				<b>District: 7</b>	
Final costs to complete construction of one mile of major street.							
Construction		500,000	-	-	-	-	500,000
<b>Project Total</b>		<b>\$500,000</b>	-	-	-	-	<b>\$500,000</b>
Arizona Highway User Revenues		500,000	-	-	-	-	500,000
<b>Funding Total</b>		<b>\$500,000</b>	-	-	-	-	<b>\$500,000</b>
<b>ST85100066</b>	<b>19TH AVE, BASELINE TO SOUTHERN STREET CONSTRUCTION</b>	<b>Function: Major Street, Bridge, Pedestrian and Bikeway Construction</b>				<b>District: 7</b>	
Acquire right-of-way and construct one mile of major street.							
Land Acquisition		400,000	-	-	-	-	400,000
Construction		-	-	5,197,500	472,500	-	5,670,000
<b>Project Total</b>		<b>\$400,000</b>	-	<b>\$5,197,500</b>	<b>\$472,500</b>	-	<b>\$6,070,000</b>
Arizona Highway User Revenues		400,000	-	5,197,500	472,500	-	6,070,000
<b>Funding Total</b>		<b>\$400,000</b>	-	<b>\$5,197,500</b>	<b>\$472,500</b>	-	<b>\$6,070,000</b>
<b>ST85100083</b>	<b>IGA COMMITMENTS</b>	<b>Function: Major Street, Bridge, Pedestrian and Bikeway Construction</b>				<b>District: Citywide</b>	
Provide for miscellaneous intergovernmental agreements for major street improvements.							
Construction		300,000	300,000	300,000	300,000	300,000	1,500,000
<b>Project Total</b>		<b>\$300,000</b>	<b>\$300,000</b>	<b>\$300,000</b>	<b>\$300,000</b>	<b>\$300,000</b>	<b>\$1,500,000</b>
Arizona Highway User Revenues		300,000	300,000	300,000	300,000	300,000	1,500,000
<b>Funding Total</b>		<b>\$300,000</b>	<b>\$300,000</b>	<b>\$300,000</b>	<b>\$300,000</b>	<b>\$300,000</b>	<b>\$1,500,000</b>
<b>ST85100084</b>	<b>UTILITY RELOCATIONS</b>	<b>Function: Major Street, Bridge, Pedestrian and Bikeway Construction</b>				<b>District: Citywide</b>	
Relocate utilities as necessary at various locations for various kinds of projects.							
Construction		350,000	350,000	350,000	350,000	350,000	1,750,000
<b>Project Total</b>		<b>\$350,000</b>	<b>\$350,000</b>	<b>\$350,000</b>	<b>\$350,000</b>	<b>\$350,000</b>	<b>\$1,750,000</b>
Arizona Highway User Revenues		350,000	350,000	350,000	350,000	350,000	1,750,000
<b>Funding Total</b>		<b>\$350,000</b>	<b>\$350,000</b>	<b>\$350,000</b>	<b>\$350,000</b>	<b>\$350,000</b>	<b>\$1,750,000</b>

**City of Phoenix, Arizona**  
**2007-2012 Capital Improvement Program**  
**Street Transportation and Drainage**

<b>Project No.</b>	<b>Project Title</b>	<b>2007-08</b>	<b>2008-09</b>	<b>2009-10</b>	<b>2010-11</b>	<b>2011-12</b>	<b>Total</b>
<b>ST85100087</b>	<b>43RD AVE, BASELINE TO SOUTHERN STREET CONSTRUCTION</b>						
	Construct one mile of major street.						
	Function: Major Street, Bridge, Pedestrian and Bikeway Construction						
	District: 7						
	Construction	-	5,160,000	628,000	-	-	5,788,000
	<b>Project Total</b>	-	<b>\$5,160,000</b>	<b>\$628,000</b>	-	-	<b>\$5,788,000</b>
	Impact Fee - Laveen, Streets	-	3,240,000	-	-	-	3,240,000
	Arizona Highway User Revenues	-	1,920,000	628,000	-	-	2,548,000
	<b>Funding Total</b>	-	<b>\$5,160,000</b>	<b>\$628,000</b>	-	-	<b>\$5,788,000</b>
<b>ST85100088</b>	<b>PINNACLE PEAK, 43RD AVE TO 35TH AVE STREET CONSTRUCTION</b>						
	Acquire right-of-way, design and construct one mile of major street.						
	Function: Major Street, Bridge, Pedestrian and Bikeway Construction						
	District: 1						
	Land Acquisition	100,000	-	-	-	-	100,000
	Construction	-	-	-	-	9,960,000	9,960,000
	<b>Project Total</b>	<b>\$100,000</b>	-	-	-	<b>\$9,960,000</b>	<b>\$10,060,000</b>
	Arizona Highway User Revenues	100,000	-	-	-	9,960,000	10,060,000
	<b>Funding Total</b>	<b>\$100,000</b>	-	-	-	<b>\$9,960,000</b>	<b>\$10,060,000</b>
<b>ST85100089</b>	<b>MCDOWELL, 83RD AVE TO 75TH AVE STREET CONSTRUCTION</b>						
	Acquire right-of-way and construct one mile of major street.						
	Function: Major Street, Bridge, Pedestrian and Bikeway Construction						
	District: 7						
	Land Acquisition	1,250,000	-	-	-	-	1,250,000
	Construction	100,000	5,678,152	618,750	-	-	6,396,902
	<b>Project Total</b>	<b>\$1,350,000</b>	<b>\$5,678,152</b>	<b>\$618,750</b>	-	-	<b>\$7,646,902</b>
	State, County and Other Aid - Street Transportation	-	278,282	-	-	-	278,282
	Arizona Highway User Revenues	1,350,000	2,219,000	-	-	-	3,569,000
	2006 Street Improvement and Storm Sewer Bonds	-	3,180,870	618,750	-	-	3,799,620
	<b>Funding Total</b>	<b>\$1,350,000</b>	<b>\$5,678,152</b>	<b>\$618,750</b>	-	-	<b>\$7,646,902</b>
<b>ST85100096</b>	<b>75TH AVE, BUCKEYE TO VAN BUREN STREET CONSTRUCTION</b>						
	Construct one mile of major street.						
	Estimated full-year ongoing operating costs:	\$36,000					
	Construction	5,056,250	-	-	-	-	5,056,250
	<b>Project Total</b>	<b>\$5,056,250</b>	-	-	-	-	<b>\$5,056,250</b>
	State, County and Other Aid - Street Transportation	1,280,500	-	-	-	-	1,280,500
	Arizona Highway User Revenues	3,775,750	-	-	-	-	3,775,750
	<b>Funding Total</b>	<b>\$5,056,250</b>	-	-	-	-	<b>\$5,056,250</b>
<b>ST85100129</b>	<b>PINNACLE PEAK, 55TH AVE TO 43RD AVE STREET CONSTRUCTION</b>						
	Acquire right-of-way and construct one mile of major street.						
	Function: Major Street, Bridge, Pedestrian and Bikeway Construction						
	District: 1						
	Land Acquisition	-	-	411,100	-	-	411,100
	Construction	-	-	-	-	6,600,000	6,600,000
	<b>Project Total</b>	-	-	<b>\$411,100</b>	-	<b>\$6,600,000</b>	<b>\$7,011,100</b>
	Arizona Highway User Revenues	-	-	411,100	-	6,600,000	7,011,100
	<b>Funding Total</b>	-	-	<b>\$411,100</b>	-	<b>\$6,600,000</b>	<b>\$7,011,100</b>

**City of Phoenix, Arizona**  
**2007-2012 Capital Improvement Program**  
**Street Transportation and Drainage**

<b>Project No.</b>	<b>Project Title</b>	<b>2007-08</b>	<b>2008-09</b>	<b>2009-10</b>	<b>2010-11</b>	<b>2011-12</b>	<b>Total</b>
<b>ST85100130</b>	<b>VAN BUREN, 67TH AVE TO 59TH AVE STREET CONSTRUCTION</b>						
				<b>Function: Major Street, Bridge, Pedestrian and Bikeway Construction</b>		<b>District: 7</b>	
	Complete construction of one mile of major street.						
Construction		900,000	-	-	-	-	900,000
<b>Project Total</b>		<b>\$900,000</b>	-	-	-	-	<b>\$900,000</b>
Arizona Highway User Revenues		900,000	-	-	-	-	900,000
<b>Funding Total</b>		<b>\$900,000</b>	-	-	-	-	<b>\$900,000</b>
<b>ST85100131</b>	<b>UNDETERMINED MAJOR STREETS</b>						
				<b>Function: Major Street, Bridge, Pedestrian and Bikeway Construction</b>		<b>District: Citywide</b>	
	Construct streets yet to be determined.						
Construction		7,000,000	10,000,000	7,500,000	7,000,000	7,000,000	38,500,000
<b>Project Total</b>		<b>\$7,000,000</b>	<b>\$10,000,000</b>	<b>\$7,500,000</b>	<b>\$7,000,000</b>	<b>\$7,000,000</b>	<b>\$38,500,000</b>
Arizona Highway User Revenues		7,000,000	10,000,000	7,500,000	7,000,000	7,000,000	38,500,000
<b>Funding Total</b>		<b>\$7,000,000</b>	<b>\$10,000,000</b>	<b>\$7,500,000</b>	<b>\$7,000,000</b>	<b>\$7,000,000</b>	<b>\$38,500,000</b>
<b>ST85100141</b>	<b>7TH AVE, SOUTHERN TO SALT RIVER STREET CONSTRUCTION</b>						
				<b>Function: Major Street, Bridge, Pedestrian and Bikeway Construction</b>		<b>District: 7</b>	
	Acquire right-of-way and construct one and a half miles of major street.						
Land Acquisition		137,500	-	-	-	-	137,500
Construction		-	-	-	3,589,200	-	3,589,200
<b>Project Total</b>		<b>\$137,500</b>	-	-	<b>\$3,589,200</b>	-	<b>\$3,726,700</b>
Arizona Highway User Revenues		137,500	-	-	3,589,200	-	3,726,700
<b>Funding Total</b>		<b>\$137,500</b>	-	-	<b>\$3,589,200</b>	-	<b>\$3,726,700</b>
<b>ST85100142</b>	<b>59TH AVE, LOWER BUCKEYE TO BUCKEYE STREET CONSTRUCTION</b>						
				<b>Function: Major Street, Bridge, Pedestrian and Bikeway Construction</b>		<b>District: 7</b>	
	Acquire right-of-way, design and relocate utilities for one mile of major street.						
Land Acquisition		200,000	-	-	-	-	200,000
Design		153,000	-	-	-	-	153,000
Construction		300,000	-	-	-	-	300,000
<b>Project Total</b>		<b>\$653,000</b>	-	-	-	-	<b>\$653,000</b>
Arizona Highway User Revenues		653,000	-	-	-	-	653,000
<b>Funding Total</b>		<b>\$653,000</b>	-	-	-	-	<b>\$653,000</b>
<b>ST85100145</b>	<b>LOWER BUCKEYE, 43RD AVE TO 35TH AVE STREET CONSTRUCTION</b>						
				<b>Function: Major Street, Bridge, Pedestrian and Bikeway Construction</b>		<b>District: 7</b>	
	Acquire right-of-way and construct one mile of major street.						
Land Acquisition		506,000	-	-	-	-	506,000
Construction		-	-	7,740,000	1,000,000	-	8,740,000
<b>Project Total</b>		<b>\$506,000</b>	-	<b>\$7,740,000</b>	<b>\$1,000,000</b>	-	<b>\$9,246,000</b>
Arizona Highway User Revenues		506,000	-	7,740,000	1,000,000	-	9,246,000
<b>Funding Total</b>		<b>\$506,000</b>	-	<b>\$7,740,000</b>	<b>\$1,000,000</b>	-	<b>\$9,246,000</b>

**City of Phoenix, Arizona**  
**2007-2012 Capital Improvement Program**  
**Street Transportation and Drainage**

<b>Project No.</b>	<b>Project Title</b>	<b>2007-08</b>	<b>2008-09</b>	<b>2009-10</b>	<b>2010-11</b>	<b>2011-12</b>	<b>Total</b>
<b>ST85100148</b>	<b>19TH AVE, PINNACLE PEAK TO HAPPY VALLEY STREET CONSTRUCTION</b>						
	Function: Major Street, Bridge, Pedestrian and Bikeway Construction						
	District: 1						
	Complete construction of one mile of major street.						
	Estimated full-year ongoing operating costs:	\$60,000					
	Construction	100,000	-	-	-	-	100,000
	<b>Project Total</b>	<b>\$100,000</b>	<b>-</b>	<b>-</b>	<b>-</b>	<b>-</b>	<b>\$100,000</b>
	Arizona Highway User Revenues	100,000	-	-	-	-	100,000
	<b>Funding Total</b>	<b>\$100,000</b>	<b>-</b>	<b>-</b>	<b>-</b>	<b>-</b>	<b>\$100,000</b>
<b>ST85100155</b>	<b>PURCHASE OF STREETSWEEPERS</b>						
	Function: Major Street, Bridge, Pedestrian and Bikeway Construction						
	District:						
	Make-ready charges for purchased Street sweepers.						
	Construction	204,000	-	-	-	-	204,000
	<b>Project Total</b>	<b>\$204,000</b>	<b>-</b>	<b>-</b>	<b>-</b>	<b>-</b>	<b>\$204,000</b>
	Federal Aid - Street Transportation	190,000	-	-	-	-	190,000
	Arizona Highway User Revenues	14,000	-	-	-	-	14,000
	<b>Funding Total</b>	<b>\$204,000</b>	<b>-</b>	<b>-</b>	<b>-</b>	<b>-</b>	<b>\$204,000</b>
<b>ST85100160</b>	<b>DEER VALLEY DR, 40TH ST TO BLACK MTN PKWY STREET CONSTRUCTION</b>						
	Function: Major Street, Bridge, Pedestrian and Bikeway Construction						
	District: 2						
	Final costs to complete construction of street improvements in the vicinity of Deer Valley Dr, 40th St to Black Mountain Parkway.						
	Land Acquisition	35,714	35,714	-	-	-	71,428
	<b>Project Total</b>	<b>\$35,714</b>	<b>\$35,714</b>	<b>-</b>	<b>-</b>	<b>-</b>	<b>\$71,428</b>
	Impact Fee - Desert View, N-Streets	35,714	35,714	-	-	-	71,428
	<b>Funding Total</b>	<b>\$35,714</b>	<b>\$35,714</b>	<b>-</b>	<b>-</b>	<b>-</b>	<b>\$71,428</b>
<b>ST85100161</b>	<b>VAN BUREN, 75TH TO 67TH AVE STREET CONSTRUCTION</b>						
	Function: Major Street, Bridge, Pedestrian and Bikeway Construction						
	District: 7						
	Construct one mile of major street.						
	Construction	4,750,000	500,000	-	-	-	5,250,000
	<b>Project Total</b>	<b>\$4,750,000</b>	<b>\$500,000</b>	<b>-</b>	<b>-</b>	<b>-</b>	<b>\$5,250,000</b>
	Arizona Highway User Revenues	4,750,000	500,000	-	-	-	5,250,000
	<b>Funding Total</b>	<b>\$4,750,000</b>	<b>\$500,000</b>	<b>-</b>	<b>-</b>	<b>-</b>	<b>\$5,250,000</b>
<b>ST85100169</b>	<b>HAPPY VALLEY, 51ST AVE TO 43RD AVE STREET CONSTRUCTION</b>						
	Function: Major Street, Bridge, Pedestrian and Bikeway Construction						
	District: 1						
	Acquire right-of-way, design and construct one mile of major street.						
	Land Acquisition	-	-	280,000	-	-	280,000
	Design	-	660,000	-	-	-	660,000
	Construction	-	-	-	4,800,000	-	4,800,000
	<b>Project Total</b>	<b>-</b>	<b>\$660,000</b>	<b>\$280,000</b>	<b>\$4,800,000</b>	<b>-</b>	<b>\$5,740,000</b>
	Arizona Highway User Revenues	-	660,000	280,000	4,800,000	-	5,740,000
	<b>Funding Total</b>	<b>-</b>	<b>\$660,000</b>	<b>\$280,000</b>	<b>\$4,800,000</b>	<b>-</b>	<b>\$5,740,000</b>

**City of Phoenix, Arizona**  
**2007-2012 Capital Improvement Program**  
**Street Transportation and Drainage**

<b>Project No.</b>	<b>Project Title</b>	<b>2007-08</b>	<b>2008-09</b>	<b>2009-10</b>	<b>2010-11</b>	<b>2011-12</b>	<b>Total</b>
<b>ST85100170</b>	<b>HAPPY VALLEY, 43RD AVE TO 35TH AVE STREET CONSTRUCTION</b>						
	Function: Major Street, Bridge, Pedestrian and Bikeway Construction						
	District: 1						
	Acquire right-of-way, design and construct one mile of major street.						
	Land Acquisition	-	-	1,163,300	-	-	1,163,300
	Design	470,000	-	-	-	-	470,000
	Construction	-	-	-	6,200,000	-	6,200,000
	<b>Project Total</b>	<b>\$470,000</b>	<b>-</b>	<b>\$1,163,300</b>	<b>\$6,200,000</b>	<b>-</b>	<b>\$7,833,300</b>
	Arizona Highway User Revenues	470,000	-	1,163,300	6,200,000	-	7,833,300
	<b>Funding Total</b>	<b>\$470,000</b>	<b>-</b>	<b>\$1,163,300</b>	<b>\$6,200,000</b>	<b>-</b>	<b>\$7,833,300</b>
<b>ST85100171</b>	<b>SOUTHERN, 27TH AVE TO 19TH AVE STREET CONSTRUCTION</b>						
	Function: Major Street, Bridge, Pedestrian and Bikeway Construction						
	District: 7						
	Acquire right-of-way and construct one mile of major street.						
	Land Acquisition	1,120,000	-	-	-	-	1,120,000
	Construction	-	8,332,500	757,500	-	-	9,090,000
	<b>Project Total</b>	<b>\$1,120,000</b>	<b>\$8,332,500</b>	<b>\$757,500</b>	<b>-</b>	<b>-</b>	<b>\$10,210,000</b>
	Arizona Highway User Revenues	1,120,000	8,332,500	757,500	-	-	10,210,000
	<b>Funding Total</b>	<b>\$1,120,000</b>	<b>\$8,332,500</b>	<b>\$757,500</b>	<b>-</b>	<b>-</b>	<b>\$10,210,000</b>
<b>ST85100172</b>	<b>43RD AVE, LOWER BUCKEYE TO BUCKEYE STREET CONSTRUCTION</b>						
	Function: Major Street, Bridge, Pedestrian and Bikeway Construction						
	District: 7						
	Acquire right-of-way and construct one mile of major street.						
	Land Acquisition	550,000	-	-	-	-	550,000
	Construction	-	-	5,250,000	450,000	-	5,700,000
	<b>Project Total</b>	<b>\$550,000</b>	<b>-</b>	<b>\$5,250,000</b>	<b>\$450,000</b>	<b>-</b>	<b>\$6,250,000</b>
	Arizona Highway User Revenues	550,000	-	5,250,000	450,000	-	6,250,000
	<b>Funding Total</b>	<b>\$550,000</b>	<b>-</b>	<b>\$5,250,000</b>	<b>\$450,000</b>	<b>-</b>	<b>\$6,250,000</b>
<b>ST85100184</b>	<b>27TH AVE SOUTH OF JACKSON ST RR CROSSING</b>						
	Function: Major Street, Bridge, Pedestrian and Bikeway Construction						
	District: 7						
	Construct railroad crossing.						
	Construction	105,000	-	-	-	-	105,000
	<b>Project Total</b>	<b>\$105,000</b>	<b>-</b>	<b>-</b>	<b>-</b>	<b>-</b>	<b>\$105,000</b>
	Arizona Highway User Revenues	105,000	-	-	-	-	105,000
	<b>Funding Total</b>	<b>\$105,000</b>	<b>-</b>	<b>-</b>	<b>-</b>	<b>-</b>	<b>\$105,000</b>
<b>ST85100185</b>	<b>40TH ST SOUTH OF MADISON ST RR CROSSING</b>						
	Function: Major Street, Bridge, Pedestrian and Bikeway Construction						
	District: 8						
	Construct railroad crossing.						
	Construction	90,000	-	-	-	-	90,000
	<b>Project Total</b>	<b>\$90,000</b>	<b>-</b>	<b>-</b>	<b>-</b>	<b>-</b>	<b>\$90,000</b>
	Arizona Highway User Revenues	90,000	-	-	-	-	90,000
	<b>Funding Total</b>	<b>\$90,000</b>	<b>-</b>	<b>-</b>	<b>-</b>	<b>-</b>	<b>\$90,000</b>

**City of Phoenix, Arizona**  
**2007-2012 Capital Improvement Program**  
**Street Transportation and Drainage**

<b>Project No.</b>	<b>Project Title</b>	<b>2007-08</b>	<b>2008-09</b>	<b>2009-10</b>	<b>2010-11</b>	<b>2011-12</b>	<b>Total</b>
<b>ST85100189</b>	<b>SONORAN DESERT PARKWAY LOCATION STUDY</b>						
				<b>Function: Major Street, Bridge, Pedestrian and Bikeway Construction</b>		<b>District: 2</b>	
	Acquire land for Sonoran Desert Parkway.						
	Land Acquisition	5,309,560	-	996,857	8,528,298	16,007,783	30,842,498
	Design	715,427	323,893	2,790,080	5,739,600	-	9,569,000
	<b>Project Total</b>	<b>\$6,024,987</b>	<b>\$323,893</b>	<b>\$3,786,937</b>	<b>\$14,267,898</b>	<b>\$16,007,783</b>	<b>\$40,411,498</b>
	State, County and Other Aid - Street Transportation	-	-	-	3,800,000	6,023,000	9,823,000
	Arizona Highway User Revenues	3,219,427	323,893	3,786,937	10,467,898	9,984,783	27,782,938
	2001 Street Improvements Bonds	2,805,560	-	-	-	-	2,805,560
	<b>Funding Total</b>	<b>\$6,024,987</b>	<b>\$323,893</b>	<b>\$3,786,937</b>	<b>\$14,267,898</b>	<b>\$16,007,783</b>	<b>\$40,411,498</b>
<b>ST85100216</b>	<b>NORTH VALLEY PKWY, DIXILETA TO DOVE VALLEY STREET CONSTRUCTION</b>						
				<b>Function: Major Street, Bridge, Pedestrian and Bikeway Construction</b>		<b>District: 2</b>	
	Acquire right-of-way and construct one mile of major street.						
	Land Acquisition	150,000	-	-	-	-	150,000
	<b>Project Total</b>	<b>\$150,000</b>	<b>-</b>	<b>-</b>	<b>-</b>	<b>-</b>	<b>\$150,000</b>
	Arizona Highway User Revenues	150,000	-	-	-	-	150,000
	<b>Funding Total</b>	<b>\$150,000</b>	<b>-</b>	<b>-</b>	<b>-</b>	<b>-</b>	<b>\$150,000</b>
<b>ST85100217</b>	<b>91ST AVE, INDIAN SCHOOL TO CAMELBACK STREET CONSTRUCTION</b>						
				<b>Function: Major Street, Bridge, Pedestrian and Bikeway Construction</b>		<b>District: 5</b>	
	Design and acquire right-of-way for one mile of major street.						
	Land Acquisition	-	-	-	808,500	-	808,500
	Design	-	-	775,500	-	-	775,500
	<b>Project Total</b>	<b>-</b>	<b>-</b>	<b>\$775,500</b>	<b>\$808,500</b>	<b>-</b>	<b>\$1,584,000</b>
	Arizona Highway User Revenues	-	-	775,500	808,500	-	1,584,000
	<b>Funding Total</b>	<b>-</b>	<b>-</b>	<b>\$775,500</b>	<b>\$808,500</b>	<b>-</b>	<b>\$1,584,000</b>
<b>ST85100220</b>	<b>BASILINE ROAD AND 35TH AVE OFFSET STREET CONSTRUCTION</b>						
				<b>Function: Major Street, Bridge, Pedestrian and Bikeway Construction</b>		<b>District: 7</b>	
	Acquire right-of-way, design and construct half mile of major street.						
	Land Acquisition	150,000	-	-	-	-	150,000
	<b>Project Total</b>	<b>\$150,000</b>	<b>-</b>	<b>-</b>	<b>-</b>	<b>-</b>	<b>\$150,000</b>
	Arizona Highway User Revenues	150,000	-	-	-	-	150,000
	<b>Funding Total</b>	<b>\$150,000</b>	<b>-</b>	<b>-</b>	<b>-</b>	<b>-</b>	<b>\$150,000</b>
<b>ST85100225</b>	<b>16TH ST AND GLENDALE AVE INTERSECTION</b>						
				<b>Function: Major Street, Bridge, Pedestrian and Bikeway Construction</b>		<b>District: 6</b>	
	Acquire right-of-way and reconstruct an intersection.						
	Land Acquisition	688,500	-	-	-	-	688,500
	Construction	-	2,200,000	200,000	-	-	2,400,000
	<b>Project Total</b>	<b>\$688,500</b>	<b>\$2,200,000</b>	<b>\$200,000</b>	<b>-</b>	<b>-</b>	<b>\$3,088,500</b>
	Federal Aid - Street Transportation	320,000	480,000	-	-	-	800,000
	Arizona Highway User Revenues	368,500	1,720,000	200,000	-	-	2,288,500
	<b>Funding Total</b>	<b>\$688,500</b>	<b>\$2,200,000</b>	<b>\$200,000</b>	<b>-</b>	<b>-</b>	<b>\$3,088,500</b>

**City of Phoenix, Arizona**  
**2007-2012 Capital Improvement Program**  
**Street Transportation and Drainage**

<b>Project No.</b>	<b>Project Title</b>	<b>2007-08</b>	<b>2008-09</b>	<b>2009-10</b>	<b>2010-11</b>	<b>2011-12</b>	<b>Total</b>
<b>ST85100226</b>	<b>19TH AVE AND THUNDERBIRD RD INTERSECTION</b>	<b>Function: Major Street, Bridge, Pedestrian and Bikeway Construction</b>				<b>District: 3</b>	
Acquire right-of-way and reconstruct an intersection.							
Land Acquisition		120,000	-	-	-	-	120,000
Construction		1,375,000	125,000	-	-	-	1,500,000
<b>Project Total</b>		<b>\$1,495,000</b>	<b>\$125,000</b>	-	-	-	<b>\$1,620,000</b>
Federal Aid - Street Transportation		656,000	-	-	-	-	656,000
Arizona Highway User Revenues		839,000	125,000	-	-	-	964,000
<b>Funding Total</b>		<b>\$1,495,000</b>	<b>\$125,000</b>	-	-	-	<b>\$1,620,000</b>
<b>ST85100227</b>	<b>44TH ST AND INDIAN SCHOOL RD STREET CONSTRUCTION</b>	<b>Function: Major Street, Bridge, Pedestrian and Bikeway Construction</b>				<b>District: 8</b>	
Acquire right-of-way and construct one mile of major street.							
Land Acquisition		370,000	-	-	-	-	370,000
Construction		2,674,000	-	-	-	-	2,674,000
<b>Project Total</b>		<b>\$3,044,000</b>	-	-	-	-	<b>\$3,044,000</b>
Federal Aid - Street Transportation		1,424,000	-	-	-	-	1,424,000
Arizona Highway User Revenues		1,620,000	-	-	-	-	1,620,000
<b>Funding Total</b>		<b>\$3,044,000</b>	-	-	-	-	<b>\$3,044,000</b>
<b>ST85100228</b>	<b>51ST AVE, LAVEEN CONVEYANCE CHANNEL TO THE SALT RIVER</b>	<b>Function: Major Street, Bridge, Pedestrian and Bikeway Construction</b>				<b>District: 7</b>	
Construct one mile of major street.							
Construction		8,544,071	-	-	-	-	8,544,071
<b>Project Total</b>		<b>\$8,544,071</b>	-	-	-	-	<b>\$8,544,071</b>
State, County and Other Aid - Street Transportation		1,472,500	-	-	-	-	1,472,500
Arizona Highway User Revenues		7,071,571	-	-	-	-	7,071,571
<b>Funding Total</b>		<b>\$8,544,071</b>	-	-	-	-	<b>\$8,544,071</b>
<b>ST85100229</b>	<b>51ST AVE, DOBBINS RD TO LAVEEN CONVEYANCE CHANNEL STREET CONSTRUCTION</b>	<b>Function: Major Street, Bridge, Pedestrian and Bikeway Construction</b>				<b>District: 7</b>	
Construct one mile of major street.							
Construction		5,450,000	450,000	-	-	-	5,900,000
<b>Project Total</b>		<b>\$5,450,000</b>	<b>\$450,000</b>	-	-	-	<b>\$5,900,000</b>
State, County and Other Aid - Street Transportation		1,472,500	-	-	-	-	1,472,500
Arizona Highway User Revenues		3,977,500	450,000	-	-	-	4,427,500
<b>Funding Total</b>		<b>\$5,450,000</b>	<b>\$450,000</b>	-	-	-	<b>\$5,900,000</b>
<b>ST85100236</b>	<b>7TH ST AND MCDOWELL RD INTERSECTION</b>	<b>Function: Major Street, Bridge, Pedestrian and Bikeway Construction</b>				<b>District: 7</b>	
Acquire right-of-way and construct intersection improvements.							
Land Acquisition		1,031,300	-	-	-	-	1,031,300
Construction		-	-	3,850,000	350,000	-	4,200,000
<b>Project Total</b>		<b>\$1,031,300</b>	-	<b>\$3,850,000</b>	<b>\$350,000</b>	-	<b>\$5,231,300</b>
Federal Aid - Street Transportation		600,000	-	656,000	-	-	1,256,000
Arizona Highway User Revenues		431,300	-	3,194,000	350,000	-	3,975,300
<b>Funding Total</b>		<b>\$1,031,300</b>	-	<b>\$3,850,000</b>	<b>\$350,000</b>	-	<b>\$5,231,300</b>

**City of Phoenix, Arizona**  
**2007-2012 Capital Improvement Program**  
**Street Transportation and Drainage**

<b>Project No.</b>	<b>Project Title</b>	<b>2007-08</b>	<b>2008-09</b>	<b>2009-10</b>	<b>2010-11</b>	<b>2011-12</b>	<b>Total</b>
<b>ST85100238</b>	<b>BLACK MTN PKWY, DEER VALLEY TO PINNACLE PEAK ROADS STREET CONSTRUCTION</b>	<b>Function: Major Street, Bridge, Pedestrian and Bikeway Construction</b>			<b>District: 2</b>		
Final costs to complete right-of-way acquisition for one mile of major street.							
Land Acquisition		10,000	36,000	-	-	-	46,000
<b>Project Total</b>		<b>\$10,000</b>	<b>\$36,000</b>	-	-	-	<b>\$46,000</b>
Impact Fee - Desert View, N-Streets		10,000	36,000	-	-	-	46,000
<b>Funding Total</b>		<b>\$10,000</b>	<b>\$36,000</b>	-	-	-	<b>\$46,000</b>
<b>ST85100245</b>	<b>32ND ST, SOUTHERN TO BROADWAY STREET CONSTRUCTION</b>	<b>Function: Major Street, Bridge, Pedestrian and Bikeway Construction</b>			<b>District: 8</b>		
Acquire right of way and construct one mile of major street.							
Land Acquisition		-	-	-	-	962,500	962,500
Design		-	-	550,000	-	-	550,000
<b>Project Total</b>		-	-	<b>\$550,000</b>	-	<b>\$962,500</b>	<b>\$1,512,500</b>
Arizona Highway User Revenues		-	-	550,000	-	962,500	1,512,500
<b>Funding Total</b>		-	-	<b>\$550,000</b>	-	<b>\$962,500</b>	<b>\$1,512,500</b>
<b>ST85100246</b>	<b>35TH AVE, BASELINE TO SOUTHERN STREET CONSTRUCTION</b>	<b>Function: Major Street, Bridge, Pedestrian and Bikeway Construction</b>			<b>District: 7</b>		
Design, acquire right-of-way, and construct one mile of major street.							
Land Acquisition		-	727,700	-	-	-	727,700
Design		481,300	-	-	-	-	481,300
Construction		-	-	-	8,398,300	-	8,398,300
<b>Project Total</b>		<b>\$481,300</b>	<b>\$727,700</b>	-	<b>\$8,398,300</b>	-	<b>\$9,607,300</b>
Arizona Highway User Revenues		481,300	727,700	-	8,398,300	-	9,607,300
<b>Funding Total</b>		<b>\$481,300</b>	<b>\$727,700</b>	-	<b>\$8,398,300</b>	-	<b>\$9,607,300</b>
<b>ST85100247</b>	<b>75TH AVE, LOWER BUCKEYE TO SOUTHERN STREET CONSTRUCTION</b>	<b>Function: Major Street, Bridge, Pedestrian and Bikeway Construction</b>			<b>District: 7</b>		
Design, acquire right-of-way, and construct one mile of major street.							
Land Acquisition		-	-	-	299,200	-	299,200
Design		-	-	542,900	-	-	542,900
Construction		-	-	-	-	6,600,000	6,600,000
<b>Project Total</b>		-	-	<b>\$542,900</b>	<b>\$299,200</b>	<b>\$6,600,000</b>	<b>\$7,442,100</b>
Arizona Highway User Revenues		-	-	542,900	299,200	6,600,000	7,442,100
<b>Funding Total</b>		-	-	<b>\$542,900</b>	<b>\$299,200</b>	<b>\$6,600,000</b>	<b>\$7,442,100</b>
<b>ST85100248</b>	<b>BUCKEYE RD, 67TH AVE TO 59TH AVE STREET CONSTRUCTION</b>	<b>Function: Major Street, Bridge, Pedestrian and Bikeway Construction</b>			<b>District: 7</b>		
Design and acquire right-of-way for one mile of major street.							
Land Acquisition		-	-	-	-	440,000	440,000
Design		-	-	275,000	-	-	275,000
<b>Project Total</b>		-	-	<b>\$275,000</b>	-	<b>\$440,000</b>	<b>\$715,000</b>
Arizona Highway User Revenues		-	-	275,000	-	440,000	715,000
<b>Funding Total</b>		-	-	<b>\$275,000</b>	-	<b>\$440,000</b>	<b>\$715,000</b>

**City of Phoenix, Arizona**  
**2007-2012 Capital Improvement Program**  
**Street Transportation and Drainage**

<b>Project No.</b>	<b>Project Title</b>	<b>2007-08</b>	<b>2008-09</b>	<b>2009-10</b>	<b>2010-11</b>	<b>2011-12</b>	<b>Total</b>
<b>ST85100249</b>	<b>LOWER BUCKEYE RD, 51ST AVE TO 43RD AVE STREET CONSTRUCTION</b>						
	Design, acquire right-of-way, and construct one mile of major street.						
	Land Acquisition	-	-	274,800	-	-	274,800
	Design	-	481,300	-	-	-	481,300
	Construction	-	-	-	-	6,500,000	6,500,000
	<b>Project Total</b>	-	<b>\$481,300</b>	<b>\$274,800</b>	-	<b>\$6,500,000</b>	<b>\$7,256,100</b>
	Arizona Highway User Revenues	-	481,300	274,800	-	6,500,000	7,256,100
	<b>Funding Total</b>	-	<b>\$481,300</b>	<b>\$274,800</b>	-	<b>\$6,500,000</b>	<b>\$7,256,100</b>
<b>ST85100251</b>	<b>67TH AVE, PINNACLE PEAK TO HAPPY VALLEY STREET CONSTRUCTION</b>						
	Acquire land for one mile of major street.						
	Land Acquisition	-	542,000	-	-	-	542,000
	<b>Project Total</b>	-	<b>\$542,000</b>	-	-	-	<b>\$542,000</b>
	State, County and Other Aid - Street Transportation	-	271,000	-	-	-	271,000
	2006 Street Improvement and Storm Sewer Bonds	-	271,000	-	-	-	271,000
	<b>Funding Total</b>	-	<b>\$542,000</b>	-	-	-	<b>\$542,000</b>
<b>ST85100254</b>	<b>LOWER BUCKEYE RD EAST OF 27TH AVE RRCROSSING</b>						
	Construct railroad crossing improvements.						
	Construction	288,500	-	-	-	-	288,500
	<b>Project Total</b>	<b>\$288,500</b>	-	-	-	-	<b>\$288,500</b>
	Arizona Highway User Revenues	288,500	-	-	-	-	288,500
	<b>Funding Total</b>	<b>\$288,500</b>	-	-	-	-	<b>\$288,500</b>
<b>ST85100255</b>	<b>64TH ST, MAYO BLVD TO PIMA FREEWAY LOOP 101 STREET CONSTRUCTION</b>						
	Acquire land and construct one mile of major street.						
	Land Acquisition	6,113,500	-	-	-	-	6,113,500
	Construction	-	4,812,500	437,500	-	-	5,250,000
	<b>Project Total</b>	<b>\$6,113,500</b>	<b>\$4,812,500</b>	<b>\$437,500</b>	-	-	<b>\$11,363,500</b>
	Impact Fee - Desert View, N-Streets	1,500,000	900,000	-	-	-	2,400,000
	Arizona Highway User Revenues	4,613,500	3,912,500	437,500	-	-	8,963,500
	<b>Funding Total</b>	<b>\$6,113,500</b>	<b>\$4,812,500</b>	<b>\$437,500</b>	-	-	<b>\$11,363,500</b>
<b>ST85100256</b>	<b>UNDETERMINED RIGHT OF WAY</b>						
	Acquire right of way as needed.						
	Land Acquisition	300,000	500,000	100,000	400,000	-	1,300,000
	<b>Project Total</b>	<b>\$300,000</b>	<b>\$500,000</b>	<b>\$100,000</b>	<b>\$400,000</b>	-	<b>\$1,300,000</b>
	Arizona Highway User Revenues	300,000	500,000	100,000	400,000	-	1,300,000
	<b>Funding Total</b>	<b>\$300,000</b>	<b>\$500,000</b>	<b>\$100,000</b>	<b>\$400,000</b>	-	<b>\$1,300,000</b>

**City of Phoenix, Arizona**  
**2007-2012 Capital Improvement Program**  
**Street Transportation and Drainage**

<b>Project No.</b>	<b>Project Title</b>	<b>2007-08</b>	<b>2008-09</b>	<b>2009-10</b>	<b>2010-11</b>	<b>2011-12</b>	<b>Total</b>
<b>ST85100257</b>	<b>SCOTTSDALE RD, LOOP 101 TO BELL RD STREET CONSTRUCTION</b>	<b>Function: Major Street, Bridge, Pedestrian and Bikeway Construction</b>			<b>District: 2</b>		
Construct one half of one mile of major street in partnership with the City of Scottsdale.							
Land Acquisition		300,000	-	-	-	-	300,000
Construction		1,200,000	1,150,000	1,100,000	1,050,000	1,000,000	5,500,000
<b>Project Total</b>		<b>\$1,500,000</b>	<b>\$1,150,000</b>	<b>\$1,100,000</b>	<b>\$1,050,000</b>	<b>\$1,000,000</b>	<b>\$5,800,000</b>
Arizona Highway User Revenues		1,500,000	1,150,000	1,100,000	1,050,000	1,000,000	5,800,000
<b>Funding Total</b>		<b>\$1,500,000</b>	<b>\$1,150,000</b>	<b>\$1,100,000</b>	<b>\$1,050,000</b>	<b>\$1,000,000</b>	<b>\$5,800,000</b>
<b>ST85100259</b>	<b>RIO SALADO PARKWAY PHASE 1</b>	<b>Function: Major Street, Bridge, Pedestrian and Bikeway Construction</b>			<b>District: 1</b>		
Acquire land and design the Rio Salado Parkway Phase I.							
Land Acquisition		-	-	-	5,175,000	9,896,000	15,071,000
Design		25,000	-	-	3,911,000	-	3,936,000
<b>Project Total</b>		<b>\$25,000</b>	<b>-</b>	<b>-</b>	<b>\$9,086,000</b>	<b>\$9,896,000</b>	<b>\$19,007,000</b>
Federal Aid - Street Transportation		-	-	-	9,086,000	9,896,000	18,982,000
Arizona Highway User Revenues		25,000	-	-	-	-	25,000
<b>Funding Total</b>		<b>\$25,000</b>	<b>-</b>	<b>-</b>	<b>\$9,086,000</b>	<b>\$9,896,000</b>	<b>\$19,007,000</b>
<b>ST85100260</b>	<b>BLACK MOUNTAIN PARKWAY RAMPS TO SR51 FREEWAY</b>	<b>Function: Major Street, Bridge, Pedestrian and Bikeway Construction</b>			<b>District: 2</b>		
Acquire land, design and construct the Black Mountain Parkway Ramps to SR51 Freeway.							
Land Acquisition		-	-	-	3,557,400	-	3,557,400
Design		-	-	3,991,500	-	-	3,991,500
Construction		-	-	-	-	8,025,500	8,025,500
<b>Project Total</b>		<b>-</b>	<b>-</b>	<b>\$3,991,500</b>	<b>\$3,557,400</b>	<b>\$8,025,500</b>	<b>\$15,574,400</b>
Federal Aid - Street Transportation		-	-	2,358,000	2,263,000	8,025,500	12,646,500
Arizona Highway User Revenues		-	-	1,633,500	1,294,400	-	2,927,900
<b>Funding Total</b>		<b>-</b>	<b>-</b>	<b>\$3,991,500</b>	<b>\$3,557,400</b>	<b>\$8,025,500</b>	<b>\$15,574,400</b>
<b>ST85100261</b>	<b>27TH AVE, PIMA FREEWAY TO DEER VALLEY RD STREET CONSTRUCTION</b>	<b>Function: Major Street, Bridge, Pedestrian and Bikeway Construction</b>			<b>District: 1</b>		
Design one mile of major street.							
Design		-	-	-	566,000	-	566,000
<b>Project Total</b>		<b>-</b>	<b>-</b>	<b>-</b>	<b>\$566,000</b>	<b>-</b>	<b>\$566,000</b>
Arizona Highway User Revenues		-	-	-	566,000	-	566,000
<b>Funding Total</b>		<b>-</b>	<b>-</b>	<b>-</b>	<b>\$566,000</b>	<b>-</b>	<b>\$566,000</b>
<b>ST85100262</b>	<b>32ND STREET, VINEYARD TO SOUTHERN AVE STREET CONSTRUCTION</b>	<b>Function: Major Street, Bridge, Pedestrian and Bikeway Construction</b>			<b>District: 8</b>		
Acquire land for and design one mile of major street.							
Land Acquisition		-	-	-	-	1,540,000	1,540,000
Design		-	-	-	566,000	-	566,000
<b>Project Total</b>		<b>-</b>	<b>-</b>	<b>-</b>	<b>\$566,000</b>	<b>\$1,540,000</b>	<b>\$2,106,000</b>
Arizona Highway User Revenues		-	-	-	566,000	1,540,000	2,106,000
<b>Funding Total</b>		<b>-</b>	<b>-</b>	<b>-</b>	<b>\$566,000</b>	<b>\$1,540,000</b>	<b>\$2,106,000</b>

**City of Phoenix, Arizona**  
**2007-2012 Capital Improvement Program**  
**Street Transportation and Drainage**

<b>Project No.</b>	<b>Project Title</b>	<b>2007-08</b>	<b>2008-09</b>	<b>2009-10</b>	<b>2010-11</b>	<b>2011-12</b>	<b>Total</b>
<b>ST85100264</b>	<b>75TH AVE, BROADWAY TO LOWER BUCKEYE STREET CONSTRUCTION</b>						
	Design one mile of major street.						
	Design	-	-	-	-	605,000	605,000
	<b>Project Total</b>	-	-	-	-	<b>\$605,000</b>	<b>\$605,000</b>
	Arizona Highway User Revenues	-	-	-	-	605,000	605,000
	<b>Funding Total</b>	-	-	-	-	<b>\$605,000</b>	<b>\$605,000</b>
<b>ST85100266</b>	<b>83RD AVE, LOWER BUCKEYE TO BUCKEYE STREET CONSTRUCTION</b>						
	Design one mile of major street.						
	Design	-	-	-	-	605,000	605,000
	<b>Project Total</b>	-	-	-	-	<b>\$605,000</b>	<b>\$605,000</b>
	Arizona Highway User Revenues	-	-	-	-	605,000	605,000
	<b>Funding Total</b>	-	-	-	-	<b>\$605,000</b>	<b>\$605,000</b>
<b>ST85100267</b>	<b>BASELINE RD, 59TH AVE TO 51ST AVE STREET CONSTRUCTION</b>						
	Acquire land for and design one mile of major street.						
	Land Acquisition	-	-	-	-	1,100,000	1,100,000
	Design	-	-	-	566,000	-	566,000
	<b>Project Total</b>	-	-	-	<b>\$566,000</b>	<b>\$1,100,000</b>	<b>\$1,666,000</b>
	Arizona Highway User Revenues	-	-	-	566,000	1,100,000	1,666,000
	<b>Funding Total</b>	-	-	-	<b>\$566,000</b>	<b>\$1,100,000</b>	<b>\$1,666,000</b>
<b>ST85100269</b>	<b>JOMAX RD, I-17 TO NOTERRA PARKWAY STREET CONSTRUCTION</b>						
	Final construction costs for Jomax Rd, I-17 to Noterra Parkway.						
	Construction	125,000	-	-	-	-	125,000
	<b>Project Total</b>	<b>\$125,000</b>	-	-	-	-	<b>\$125,000</b>
	Arizona Highway User Revenues	125,000	-	-	-	-	125,000
	<b>Funding Total</b>	<b>\$125,000</b>	-	-	-	-	<b>\$125,000</b>
<b>ST85100270</b>	<b>IMPACT FEE PROJECTS</b>						
	Complete major street projects in impact fee area as projects are identified.						
	Construction	22,081,986	-	-	-	-	22,081,986
	<b>Project Total</b>	<b>\$22,081,986</b>	-	-	-	-	<b>\$22,081,986</b>
	Impact Fee - North Gateway, West-Streets	4,262,657	-	-	-	-	4,262,657
	Impact Fee - North Gateway, BCC-Streets	2,581,053	-	-	-	-	2,581,053
	Impact Fee - Laveen, Streets	2,070,925	-	-	-	-	2,070,925
	Impact Fee - Laveen, Storm Drainage	3,575,111	-	-	-	-	3,575,111
	Impact Fee - Estrella, South - Streets	5,471,544	-	-	-	-	5,471,544
	Impact Fee - Estrella, North -Streets	1,015,953	-	-	-	-	1,015,953
	Impact Fee - Desert View, Streets	83,619	-	-	-	-	83,619
	Impact Fee - Desert View, N-Streets	2,975,212	-	-	-	-	2,975,212
	Impact Fee - Ahwatukee, West-Streets	45,912	-	-	-	-	45,912
	<b>Funding Total</b>	<b>\$22,081,986</b>	-	-	-	-	<b>\$22,081,986</b>

**City of Phoenix, Arizona**  
**2007-2012 Capital Improvement Program**  
**Street Transportation and Drainage**

<b>Project No.</b>	<b>Project Title</b>	<b>2007-08</b>	<b>2008-09</b>	<b>2009-10</b>	<b>2010-11</b>	<b>2011-12</b>	<b>Total</b>
<b>ST85100271</b>	<b>19TH AVE, GRAND CANAL ROADWAY STREET CONSTRUCTION</b>						
				<b>Function: Major Street, Bridge, Pedestrian and Bikeway Construction</b>		<b>District: 7</b>	
	Acquire right of way and construct one mile of roadway.						
	Land Acquisition	130,000	-	-	-	-	130,000
	Construction	-	1,511,000	160,000	-	-	1,671,000
	<b>Project Total</b>	<b>\$130,000</b>	<b>\$1,511,000</b>	<b>\$160,000</b>	-	-	<b>\$1,801,000</b>
	Arizona Highway User Revenues	130,000	1,511,000	160,000	-	-	1,801,000
	<b>Funding Total</b>	<b>\$130,000</b>	<b>\$1,511,000</b>	<b>\$160,000</b>	-	-	<b>\$1,801,000</b>
<b>ST85100274</b>	<b>PINNACLE PEAK RD-TATUM INTERSECTION IMPROVEMENTS</b>						
				<b>Function: Major Street, Bridge, Pedestrian and Bikeway Construction</b>		<b>District: 2</b>	
	Acquire right of way and construct intersection.						
	Estimated full-year ongoing operating costs:	\$83,000					
	Land Acquisition	1,060,000	-	-	-	-	1,060,000
	Construction	-	6,079,590	-	-	-	6,079,590
	<b>Project Total</b>	<b>\$1,060,000</b>	<b>\$6,079,590</b>	-	-	-	<b>\$7,139,590</b>
	Arizona Highway User Revenues	1,060,000	-	-	-	-	1,060,000
	2006 Street Improvement and Storm Sewer Bonds	-	6,079,590	-	-	-	6,079,590
	<b>Funding Total</b>	<b>\$1,060,000</b>	<b>\$6,079,590</b>	-	-	-	<b>\$7,139,590</b>
<b>ST85100275</b>	<b>CAVE CREEK RD, BEARDSLEY TO ROSE GARDEN STREET CONSTRUCTION</b>						
				<b>Function: Major Street, Bridge, Pedestrian and Bikeway Construction</b>		<b>District: 2</b>	
	Acquire right of way and construct one mile of street.						
	Land Acquisition	1,375,000	-	-	-	-	1,375,000
	Construction	-	3,712,500	337,500	-	-	4,050,000
	<b>Project Total</b>	<b>\$1,375,000</b>	<b>\$3,712,500</b>	<b>\$337,500</b>	-	-	<b>\$5,425,000</b>
	Arizona Highway User Revenues	1,375,000	3,712,500	337,500	-	-	5,425,000
	<b>Funding Total</b>	<b>\$1,375,000</b>	<b>\$3,712,500</b>	<b>\$337,500</b>	-	-	<b>\$5,425,000</b>
<b>ST85100277</b>	<b>DOVE VALLEY, NORTH VALLEY TO SONORAN PARKWAYS STREET CONSTRUCTION</b>						
				<b>Function: Major Street, Bridge, Pedestrian and Bikeway Construction</b>		<b>District: 2</b>	
	Design and acquire right of way for one mile of street.						
	Land Acquisition	-	-	-	727,700	-	727,700
	Design	-	-	698,000	-	-	698,000
	<b>Project Total</b>	-	-	<b>\$698,000</b>	<b>\$727,700</b>	-	<b>\$1,425,700</b>
	Arizona Highway User Revenues	-	-	698,000	727,700	-	1,425,700
	<b>Funding Total</b>	-	-	<b>\$698,000</b>	<b>\$727,700</b>	-	<b>\$1,425,700</b>
<b>ST85100278</b>	<b>HAPPY VALLEY RD, 67TH AVE TO 55TH AVE. STREET CONSTRUCTION</b>						
				<b>Function: Major Street, Bridge, Pedestrian and Bikeway Construction</b>		<b>District: 1</b>	
	Design and acquire right of way for one mile of street.						
	Land Acquisition	-	-	-	-	440,000	440,000
	Design	-	-	-	700,000	-	700,000
	<b>Project Total</b>	-	-	-	<b>\$700,000</b>	<b>\$440,000</b>	<b>\$1,140,000</b>
	Arizona Highway User Revenues	-	-	-	700,000	440,000	1,140,000
	<b>Funding Total</b>	-	-	-	<b>\$700,000</b>	<b>\$440,000</b>	<b>\$1,140,000</b>

**City of Phoenix, Arizona**  
**2007-2012 Capital Improvement Program**  
**Street Transportation and Drainage**

<b>Project No.</b>	<b>Project Title</b>	<b>2007-08</b>	<b>2008-09</b>	<b>2009-10</b>	<b>2010-11</b>	<b>2011-12</b>	<b>Total</b>
<b>ST85100279</b>	<b>32ND ST, WASHINGTON TO MCDOWELL STREET CONSTRUCTION</b>						
	Design and construct one mile of street.						
	Design	-	-	528,660	-	-	528,660
	Construction	-	-	-	5,588,550	-	5,588,550
	<b>Project Total</b>	-	-	<b>\$528,660</b>	<b>\$5,588,550</b>	-	<b>\$6,117,210</b>
	2006 Street Improvement and Storm Sewer Bonds	-	-	528,660	5,588,550	-	6,117,210
	<b>Funding Total</b>	-	-	<b>\$528,660</b>	<b>\$5,588,550</b>	-	<b>\$6,117,210</b>
<b>ST85100280</b>	<b>20TH ST, HIGHLAND AVE TO CAMELBACK RD STREETScape</b>						
	Provide streetscape improvements.						
	Land Acquisition	-	-	295,000	-	-	295,000
	Design	-	396,990	-	-	-	396,990
	Construction	-	-	-	3,857,040	-	3,857,040
	<b>Project Total</b>	-	<b>\$396,990</b>	<b>\$295,000</b>	<b>\$3,857,040</b>	-	<b>\$4,549,030</b>
	2006 Street Improvement and Storm Sewer Bonds	-	396,990	295,000	3,857,040	-	4,549,030
	<b>Funding Total</b>	-	<b>\$396,990</b>	<b>\$295,000</b>	<b>\$3,857,040</b>	-	<b>\$4,549,030</b>
<b>ST85100281</b>	<b>19TH AVE, JOMAX TO CENTRAL ARIZONA PROJECT CANAL ROW</b>						
	Acquire right of way.						
	Land Acquisition	-	2,800,000	-	-	-	2,800,000
	<b>Project Total</b>	-	<b>\$2,800,000</b>	-	-	-	<b>\$2,800,000</b>
	2006 Street Improvement and Storm Sewer Bonds	-	2,800,000	-	-	-	2,800,000
	<b>Funding Total</b>	-	<b>\$2,800,000</b>	-	-	-	<b>\$2,800,000</b>
<b>ST85100282</b>	<b>RIO SALADO BEYOND THE BANKS</b>						
	Construct scenic drive segment of Rio Salado Beyond the Banks.						
	Land Acquisition	-	-	575,000	-	-	575,000
	Design	-	369,270	-	-	-	369,270
	Construction	-	-	-	2,823,480	-	2,823,480
	<b>Project Total</b>	-	<b>\$369,270</b>	<b>\$575,000</b>	<b>\$2,823,480</b>	-	<b>\$3,767,750</b>
	2006 Street Improvement and Storm Sewer Bonds	-	369,270	575,000	2,823,480	-	3,767,750
	<b>Funding Total</b>	-	<b>\$369,270</b>	<b>\$575,000</b>	<b>\$2,823,480</b>	-	<b>\$3,767,750</b>
<b>ST85100285</b>	<b>DOVE VALLEY RD &amp; I-17 TRAFFIC INTERCHANGE</b>						
	Construct traffic interchange.						
	Land Acquisition	10,000,000	-	-	-	-	10,000,000
	Construction	-	20,000,000	-	-	-	20,000,000
	<b>Project Total</b>	<b>\$10,000,000</b>	<b>\$20,000,000</b>	-	-	-	<b>\$30,000,000</b>
	AHUR Capital Reserve	10,000,000	20,000,000	-	-	-	30,000,000
	<b>Funding Total</b>	<b>\$10,000,000</b>	<b>\$20,000,000</b>	-	-	-	<b>\$30,000,000</b>

**City of Phoenix, Arizona**  
**2007-2012 Capital Improvement Program**  
**Street Transportation and Drainage**

<b>Project No.</b>	<b>Project Title</b>	<b>2007-08</b>	<b>2008-09</b>	<b>2009-10</b>	<b>2010-11</b>	<b>2011-12</b>	<b>Total</b>
<b>ST85110008</b>	<b>35TH AVE BRIDGE AT SALT RIVER</b>						
				<b>Function: Major Street, Bridge, Pedestrian and Bikeway Construction</b>			<b>District: 7</b>
	Final costs to complete construction of bridge at 35th Ave and the Salt River.						
	Estimated full-year ongoing operating costs:	\$12,000					
	Construction	420,000	-	-	-	-	420,000
	<b>Project Total</b>	<b>\$420,000</b>	<b>-</b>	<b>-</b>	<b>-</b>	<b>-</b>	<b>\$420,000</b>
	Arizona Highway User Revenues	420,000	-	-	-	-	420,000
	<b>Funding Total</b>	<b>\$420,000</b>	<b>-</b>	<b>-</b>	<b>-</b>	<b>-</b>	<b>\$420,000</b>
<b>ST85110009</b>	<b>BRIDGE INSPECTION PROGRAM</b>						
				<b>Function: Major Street, Bridge, Pedestrian and Bikeway Construction</b>			<b>District: Citywide</b>
	Annual bridge inspections.						
	Design	-	250,000	180,000	250,000	250,000	930,000
	<b>Project Total</b>	<b>-</b>	<b>\$250,000</b>	<b>\$180,000</b>	<b>\$250,000</b>	<b>\$250,000</b>	<b>\$930,000</b>
	Arizona Highway User Revenues	-	250,000	180,000	250,000	250,000	930,000
	<b>Funding Total</b>	<b>-</b>	<b>\$250,000</b>	<b>\$180,000</b>	<b>\$250,000</b>	<b>\$250,000</b>	<b>\$930,000</b>
<b>ST85110011</b>	<b>BRIDGE REHABILITATION</b>						
				<b>Function: Major Street, Bridge, Pedestrian and Bikeway Construction</b>			<b>District: Citywide</b>
	Design and construct projects required by the Bridge Rehabilitation Program.						
	Design	58,000	58,000	58,000	58,000	58,000	290,000
	Construction	350,000	350,000	350,000	350,000	300,000	1,700,000
	<b>Project Total</b>	<b>\$408,000</b>	<b>\$408,000</b>	<b>\$408,000</b>	<b>\$408,000</b>	<b>\$358,000</b>	<b>\$1,990,000</b>
	Federal Aid - Street Transportation	50,000	50,000	50,000	50,000	-	200,000
	Arizona Highway User Revenues	358,000	358,000	358,000	358,000	358,000	1,790,000
	<b>Funding Total</b>	<b>\$408,000</b>	<b>\$408,000</b>	<b>\$408,000</b>	<b>\$408,000</b>	<b>\$358,000</b>	<b>\$1,990,000</b>
<b>ST85110015</b>	<b>BRIDGE SYSTEMS MAINTENANCE</b>						
				<b>Function: Major Street, Bridge, Pedestrian and Bikeway Construction</b>			<b>District: Citywide</b>
	Contract for bridge system maintenance and upgrade management system software.						
	Design	69,000	69,000	69,000	69,000	17,000	293,000
	<b>Project Total</b>	<b>\$69,000</b>	<b>\$69,000</b>	<b>\$69,000</b>	<b>\$69,000</b>	<b>\$17,000</b>	<b>\$293,000</b>
	Federal Aid - Street Transportation	52,000	52,000	52,000	52,000	-	208,000
	Arizona Highway User Revenues	17,000	17,000	17,000	17,000	17,000	85,000
	<b>Funding Total</b>	<b>\$69,000</b>	<b>\$69,000</b>	<b>\$69,000</b>	<b>\$69,000</b>	<b>\$17,000</b>	<b>\$293,000</b>
<b>ST85110041</b>	<b>19TH AVE AT GRAND CANAL RAILROAD CROSSING</b>						
				<b>Function: Major Street, Bridge, Pedestrian and Bikeway Construction</b>			<b>District: 4</b>
	Acquire land and construct railroad project at 19th Ave and Grand Canal.						
	Land Acquisition	60,000	-	-	-	-	60,000
	Construction	-	1,800,000	140,000	-	-	1,940,000
	<b>Project Total</b>	<b>\$60,000</b>	<b>\$1,800,000</b>	<b>\$140,000</b>	<b>-</b>	<b>-</b>	<b>\$2,000,000</b>
	Federal Aid - Street Transportation	-	1,000,000	-	-	-	1,000,000
	Arizona Highway User Revenues	60,000	800,000	140,000	-	-	1,000,000
	<b>Funding Total</b>	<b>\$60,000</b>	<b>\$1,800,000</b>	<b>\$140,000</b>	<b>-</b>	<b>-</b>	<b>\$2,000,000</b>

**City of Phoenix, Arizona**  
**2007-2012 Capital Improvement Program**  
**Street Transportation and Drainage**

<b>Project No.</b>	<b>Project Title</b>	<b>2007-08</b>	<b>2008-09</b>	<b>2009-10</b>	<b>2010-11</b>	<b>2011-12</b>	<b>Total</b>
<b>ST85110055</b>	<b>40TH ST, MAYO BLVD BRIDGE AT PIMA FREEWAY</b>	<b>Function: Major Street, Bridge, Pedestrian and Bikeway Construction</b>				<b>District: 2</b>	
Design bridge at 40th St and Pima Freeway.							
Design		-	-	-	-	1,100,000	1,100,000
<b>Project Total</b>		-	-	-	-	<b>\$1,100,000</b>	<b>\$1,100,000</b>
Arizona Highway User Revenues		-	-	-	-	1,100,000	1,100,000
<b>Funding Total</b>		-	-	-	-	<b>\$1,100,000</b>	<b>\$1,100,000</b>
<b>ST85110058</b>	<b>NORTH VALLEY PARKWAY BRIDGE AT SKUNK CREEK</b>	<b>Function: Major Street, Bridge, Pedestrian and Bikeway Construction</b>				<b>District: 2</b>	
Acquire land and design bridge at North Valley Parkway and Skunk Creek.							
Land Acquisition		-	-	-	808,500	-	808,500
Design		-	742,500	-	-	-	742,500
<b>Project Total</b>		-	<b>\$742,500</b>	-	<b>\$808,500</b>	-	<b>\$1,551,000</b>
Arizona Highway User Revenues		-	742,500	-	808,500	-	1,551,000
<b>Funding Total</b>		-	<b>\$742,500</b>	-	<b>\$808,500</b>	-	<b>\$1,551,000</b>
<b>ST85110059</b>	<b>NORTH VALLEY PARKWAY BRIDGE AT SONORAN WASH</b>	<b>Function: Major Street, Bridge, Pedestrian and Bikeway Construction</b>				<b>District: 2</b>	
Acquire land and design bridge at North Valley Parkway and Sonoran Wash.							
Land Acquisition		-	-	-	808,500	-	808,500
Design		-	742,500	-	-	-	742,500
<b>Project Total</b>		-	<b>\$742,500</b>	-	<b>\$808,500</b>	-	<b>\$1,551,000</b>
Arizona Highway User Revenues		-	742,500	-	808,500	-	1,551,000
<b>Funding Total</b>		-	<b>\$742,500</b>	-	<b>\$808,500</b>	-	<b>\$1,551,000</b>
<b>ST85110066</b>	<b>BRIDGE INSPECTION</b>	<b>Function: Major Street, Bridge, Pedestrian and Bikeway Construction</b>				<b>District: Citywide</b>	
Annual bridge inspection							
Construction		180,000	-	-	-	-	180,000
<b>Project Total</b>		<b>\$180,000</b>	-	-	-	-	<b>\$180,000</b>
Arizona Highway User Revenues		180,000	-	-	-	-	180,000
<b>Funding Total</b>		<b>\$180,000</b>	-	-	-	-	<b>\$180,000</b>
<b>ST85140003</b>	<b>RIGHT OF WAY ACQUISITION AND PRE-DESIGN</b>	<b>Function: Major Street, Bridge, Pedestrian and Bikeway Construction</b>				<b>District: Citywide</b>	
Pre-design for future projects.							
Design		200,000	150,000	100,000	150,000	150,000	750,000
<b>Project Total</b>		<b>\$200,000</b>	<b>\$150,000</b>	<b>\$100,000</b>	<b>\$150,000</b>	<b>\$150,000</b>	<b>\$750,000</b>
Arizona Highway User Revenues		200,000	150,000	100,000	150,000	150,000	750,000
<b>Funding Total</b>		<b>\$200,000</b>	<b>\$150,000</b>	<b>\$100,000</b>	<b>\$150,000</b>	<b>\$150,000</b>	<b>\$750,000</b>
<b>ST85140004</b>	<b>DOWNTOWN PARKING AND TRAFFIC MANAGEMENT - PHASE 1</b>	<b>Function: Major Street, Bridge, Pedestrian and Bikeway Construction</b>				<b>District: 7 &amp; 8</b>	
Construct a parking management system for the downtown Phoenix area.							
Construction		54,000	54,000	54,000	54,000	54,000	270,000
<b>Project Total</b>		<b>\$54,000</b>	<b>\$54,000</b>	<b>\$54,000</b>	<b>\$54,000</b>	<b>\$54,000</b>	<b>\$270,000</b>
Arizona Highway User Revenues		54,000	54,000	54,000	54,000	54,000	270,000
<b>Funding Total</b>		<b>\$54,000</b>	<b>\$54,000</b>	<b>\$54,000</b>	<b>\$54,000</b>	<b>\$54,000</b>	<b>\$270,000</b>

**City of Phoenix, Arizona**  
**2007-2012 Capital Improvement Program**  
**Street Transportation and Drainage**

<b>Project No.</b>	<b>Project Title</b>	<b>2007-08</b>	<b>2008-09</b>	<b>2009-10</b>	<b>2010-11</b>	<b>2011-12</b>	<b>Total</b>
<b>ST85140009</b>	<b>DESIGN &amp; CONSTRUCT MANAGEMENT FACILITY</b>						
		<b>Function: Major Street, Bridge, Pedestrian and Bikeway Construction</b>				<b>District: 8</b>	
	Final costs to construct an expansion of the Design and Construction Management facility.						
Construction		8,984	-	-	-	-	8,984
<b>Project Total</b>		<b>\$8,984</b>	-	-	-	-	<b>\$8,984</b>
2001 Street Improvements Bonds		8,984	-	-	-	-	8,984
<b>Funding Total</b>		<b>\$8,984</b>	-	-	-	-	<b>\$8,984</b>
<b>ST85140010</b>	<b>STREETS ENTERPRISE GIS PROJECT</b>						
		<b>Function: Major Street, Bridge, Pedestrian and Bikeway Construction</b>				<b>District: Citywide</b>	
	Enhance the Geographic Information System.						
Design		383,700	550,000	550,000	550,000	550,000	2,583,700
<b>Project Total</b>		<b>\$383,700</b>	<b>\$550,000</b>	<b>\$550,000</b>	<b>\$550,000</b>	<b>\$550,000</b>	<b>\$2,583,700</b>
Arizona Highway User Revenues		383,700	550,000	550,000	550,000	550,000	2,583,700
<b>Funding Total</b>		<b>\$383,700</b>	<b>\$550,000</b>	<b>\$550,000</b>	<b>\$550,000</b>	<b>\$550,000</b>	<b>\$2,583,700</b>
<b>ST85140012</b>	<b>ANNUAL SERVICES ENGINEERING AND ARCHITECTURAL SERVICES</b>						
		<b>Function: Major Street, Bridge, Pedestrian and Bikeway Construction</b>				<b>District: Citywide</b>	
	Cost of annual services of Engineering and Architectural Services (EAS).						
Design		65,500	65,500	65,500	65,500	65,500	327,500
<b>Project Total</b>		<b>\$65,500</b>	<b>\$65,500</b>	<b>\$65,500</b>	<b>\$65,500</b>	<b>\$65,500</b>	<b>\$327,500</b>
Arizona Highway User Revenues		65,500	65,500	65,500	65,500	65,500	327,500
<b>Funding Total</b>		<b>\$65,500</b>	<b>\$65,500</b>	<b>\$65,500</b>	<b>\$65,500</b>	<b>\$65,500</b>	<b>\$327,500</b>
<b>ST85140020</b>	<b>STREET DEPARTMENT VEHICLES PURCHASE</b>						
		<b>Function: Major Street, Bridge, Pedestrian and Bikeway Construction</b>				<b>District: Citywide</b>	
	Purchase replacement vehicles.						
Equipment		90,000	-	-	-	-	90,000
<b>Project Total</b>		<b>\$90,000</b>	-	-	-	-	<b>\$90,000</b>
Arizona Highway User Revenues		90,000	-	-	-	-	90,000
<b>Funding Total</b>		<b>\$90,000</b>	-	-	-	-	<b>\$90,000</b>
<b>ST85140021</b>	<b>WASHINGTON ST LAND-LIGHT RAIL</b>						
		<b>Function: Major Street, Bridge, Pedestrian and Bikeway Construction</b>				<b>District: 8</b>	
	Purchase right-of-way for access to the Light Rail project.						
Land Acquisition		3,390,000	1,300,000	-	-	-	4,690,000
<b>Project Total</b>		<b>\$3,390,000</b>	<b>\$1,300,000</b>	-	-	-	<b>\$4,690,000</b>
Arizona Highway User Revenues		3,390,000	1,300,000	-	-	-	4,690,000
<b>Funding Total</b>		<b>\$3,390,000</b>	<b>\$1,300,000</b>	-	-	-	<b>\$4,690,000</b>
<b>ST85140023</b>	<b>PURCHASE COUNT, METER AND ROW BLDING</b>						
		<b>Function: Major Street, Bridge, Pedestrian and Bikeway Construction</b>				<b>District: Citywide</b>	
	Purchase building for traffic counting, parking meter and right-of-way management offices.						
	Estimated full-year ongoing operating costs: (\$42,000)						
Land Acquisition		-	2,524,000	-	-	-	2,524,000
<b>Project Total</b>		-	<b>\$2,524,000</b>	-	-	-	<b>\$2,524,000</b>
2006 Libraries, Youth, Senior & Cultural Facilities Bonds		-	2,524,000	-	-	-	2,524,000
<b>Funding Total</b>		-	<b>\$2,524,000</b>	-	-	-	<b>\$2,524,000</b>

**City of Phoenix, Arizona**  
**2007-2012 Capital Improvement Program**  
**Street Transportation and Drainage**

<b>Project No.</b>	<b>Project Title</b>	<b>2007-08</b>	<b>2008-09</b>	<b>2009-10</b>	<b>2010-11</b>	<b>2011-12</b>	<b>Total</b>
<b>ST85160001</b>	<b>STREETLIGHTING</b>						
				<b>Function: Major Street, Bridge, Pedestrian and Bikeway Construction</b>		<b>District: Citywide</b>	
	Install street lighting on major street construction projects.						
Construction		800,000	800,000	800,000	800,000	800,000	4,000,000
<b>Project Total</b>		<b>\$800,000</b>	<b>\$800,000</b>	<b>\$800,000</b>	<b>\$800,000</b>	<b>\$800,000</b>	<b>\$4,000,000</b>
Arizona Highway User Revenues		800,000	800,000	800,000	800,000	800,000	4,000,000
<b>Funding Total</b>		<b>\$800,000</b>	<b>\$800,000</b>	<b>\$800,000</b>	<b>\$800,000</b>	<b>\$800,000</b>	<b>\$4,000,000</b>
<b>ST85160003</b>	<b>HISTORICAL NEIGHBORHOOD LIGHTING</b>						
				<b>Function: Major Street, Bridge, Pedestrian and Bikeway Construction</b>		<b>District: Various</b>	
	Design and construct historical streetlights.						
Design		60,000	-	-	-	-	60,000
Construction		385,333	-	-	-	-	385,333
<b>Project Total</b>		<b>\$445,333</b>	<b>-</b>	<b>-</b>	<b>-</b>	<b>-</b>	<b>\$445,333</b>
Federal Aid - Street Transportation		328,133	-	-	-	-	328,133
Arizona Highway User Revenues		117,200	-	-	-	-	117,200
<b>Funding Total</b>		<b>\$445,333</b>	<b>-</b>	<b>-</b>	<b>-</b>	<b>-</b>	<b>\$445,333</b>
<b>ST87350006</b>	<b>ENVIRONMENT AND ADA SUPPORT</b>						
				<b>Function: Major Street, Bridge, Pedestrian and Bikeway Construction</b>		<b>District: Citywide</b>	
	Provide environmental related support services for capital projects.						
Construction		300,000	300,000	300,000	300,000	300,000	1,500,000
<b>Project Total</b>		<b>\$300,000</b>	<b>\$300,000</b>	<b>\$300,000</b>	<b>\$300,000</b>	<b>\$300,000</b>	<b>\$1,500,000</b>
Arizona Highway User Revenues		300,000	300,000	300,000	300,000	300,000	1,500,000
<b>Funding Total</b>		<b>\$300,000</b>	<b>\$300,000</b>	<b>\$300,000</b>	<b>\$300,000</b>	<b>\$300,000</b>	<b>\$1,500,000</b>
<b>ST87600004</b>	<b>UNDETERMINED BIKEWAYS</b>						
				<b>Function: Major Street, Bridge, Pedestrian and Bikeway Construction</b>		<b>District: Citywide</b>	
	Improve streets and sidewalks in areas throughout the City to fill gaps in the bikeway system.						
Construction		215,500	328,200	500,000	500,000	500,000	2,043,700
<b>Project Total</b>		<b>\$215,500</b>	<b>\$328,200</b>	<b>\$500,000</b>	<b>\$500,000</b>	<b>\$500,000</b>	<b>\$2,043,700</b>
Arizona Highway User Revenues		215,500	328,200	500,000	500,000	500,000	2,043,700
<b>Funding Total</b>		<b>\$215,500</b>	<b>\$328,200</b>	<b>\$500,000</b>	<b>\$500,000</b>	<b>\$500,000</b>	<b>\$2,043,700</b>
<b>ST87600036</b>	<b>51ST AVE &amp; ARIZONA CANAL TUNNEL</b>						
				<b>Function: Major Street, Bridge, Pedestrian and Bikeway Construction</b>		<b>District: 5 &amp; 7</b>	
	Construct a tunnel at 51st Ave and the Arizona Canal.						
Construction		100,000	-	-	-	-	100,000
<b>Project Total</b>		<b>\$100,000</b>	<b>-</b>	<b>-</b>	<b>-</b>	<b>-</b>	<b>\$100,000</b>
Arizona Highway User Revenues		100,000	-	-	-	-	100,000
<b>Funding Total</b>		<b>\$100,000</b>	<b>-</b>	<b>-</b>	<b>-</b>	<b>-</b>	<b>\$100,000</b>

**City of Phoenix, Arizona**  
**2007-2012 Capital Improvement Program**  
**Street Transportation and Drainage**

<b>Project No.</b>	<b>Project Title</b>	<b>2007-08</b>	<b>2008-09</b>	<b>2009-10</b>	<b>2010-11</b>	<b>2011-12</b>	<b>Total</b>
<b>ST87600037</b>	<b>7TH AVE &amp; ARIZONA CANAL TUNNEL</b>						
				<b>Function: Major Street, Bridge, Pedestrian and Bikeway Construction</b>		<b>District: 4</b>	
	Construct a bike underpass at 7th Ave and the Arizona Canal.						
Design		412,500	-	-	-	-	412,500
Construction		-	-	3,633,000	-	-	3,633,000
<b>Project Total</b>		<b>\$412,500</b>	<b>-</b>	<b>\$3,633,000</b>	<b>-</b>	<b>-</b>	<b>\$4,045,500</b>
Federal Aid - Street Transportation		-	-	1,750,000	-	-	1,750,000
Arizona Highway User Revenues		412,500	-	1,883,000	-	-	2,295,500
<b>Funding Total</b>		<b>\$412,500</b>	<b>-</b>	<b>\$3,633,000</b>	<b>-</b>	<b>-</b>	<b>\$4,045,500</b>
<b>ST87600045</b>	<b>ARCADIA PORTAL MULTI-USE TRAIL</b>						
				<b>Function: Major Street, Bridge, Pedestrian and Bikeway Construction</b>		<b>District: 6</b>	
	Construct a multi-use trail at the Arcadia Portal.						
Land Acquisition		85,000	-	-	-	-	85,000
Construction		680,000	-	-	-	-	680,000
<b>Project Total</b>		<b>\$765,000</b>	<b>-</b>	<b>-</b>	<b>-</b>	<b>-</b>	<b>\$765,000</b>
Federal Aid - Street Transportation		500,000	-	-	-	-	500,000
Arizona Highway User Revenues		265,000	-	-	-	-	265,000
<b>Funding Total</b>		<b>\$765,000</b>	<b>-</b>	<b>-</b>	<b>-</b>	<b>-</b>	<b>\$765,000</b>
<b>ST87600050</b>	<b>19TH AVE AND GREENWAY PATH / PED BRIDGE</b>						
				<b>Function: Major Street, Bridge, Pedestrian and Bikeway Construction</b>		<b>District: 3</b>	
	Acquire right-of-way, design and construct a pedestrian bridge and pathway at 19th Ave and Greenway.						
Land Acquisition		-	740,000	-	-	-	740,000
Design		590,000	-	-	-	-	590,000
Construction		-	-	3,005,200	-	-	3,005,200
<b>Project Total</b>		<b>\$590,000</b>	<b>\$740,000</b>	<b>\$3,005,200</b>	<b>-</b>	<b>-</b>	<b>\$4,335,200</b>
Federal Aid - Street Transportation		333,000	-	1,010,000	-	-	1,343,000
Arizona Highway User Revenues		257,000	740,000	1,995,200	-	-	2,992,200
<b>Funding Total</b>		<b>\$590,000</b>	<b>\$740,000</b>	<b>\$3,005,200</b>	<b>-</b>	<b>-</b>	<b>\$4,335,200</b>
<b>ST87600051</b>	<b>ISAAC PEDESTRIAN &amp; BIKEWAY BRIDGE</b>						
				<b>Function: Major Street, Bridge, Pedestrian and Bikeway Construction</b>		<b>District: 4</b>	
	Construct a pedestrian bridge at 35th Ave and McDowell Road. Estimated full-year ongoing operating costs: \$40,000						
Construction		950,000	-	-	-	-	950,000
<b>Project Total</b>		<b>\$950,000</b>	<b>-</b>	<b>-</b>	<b>-</b>	<b>-</b>	<b>\$950,000</b>
Arizona Highway User Revenues		950,000	-	-	-	-	950,000
<b>Funding Total</b>		<b>\$950,000</b>	<b>-</b>	<b>-</b>	<b>-</b>	<b>-</b>	<b>\$950,000</b>
<b>ST87600052</b>	<b>RIO SALADO PATHWAY (PEACE PATH)</b>						
				<b>Function: Major Street, Bridge, Pedestrian and Bikeway Construction</b>		<b>District: 8</b>	
	Design the Rio Salado Pathway.						
Design		-	-	2,301,706	-	-	2,301,706
<b>Project Total</b>		<b>-</b>	<b>-</b>	<b>\$2,301,706</b>	<b>-</b>	<b>-</b>	<b>\$2,301,706</b>
Federal Aid - Street Transportation		-	-	1,601,706	-	-	1,601,706
Arizona Highway User Revenues		-	-	700,000	-	-	700,000
<b>Funding Total</b>		<b>-</b>	<b>-</b>	<b>\$2,301,706</b>	<b>-</b>	<b>-</b>	<b>\$2,301,706</b>

**City of Phoenix, Arizona**  
**2007-2012 Capital Improvement Program**  
**Street Transportation and Drainage**

<b>Project No.</b>	<b>Project Title</b>	<b>2007-08</b>	<b>2008-09</b>	<b>2009-10</b>	<b>2010-11</b>	<b>2011-12</b>	<b>Total</b>
<b>ST87600054</b>	<b>ISAAC PICKUP/DROP OFF LOT &amp; ROUTE</b>						
				<b>Function: Major Street, Bridge, Pedestrian and Bikeway Construction</b>			<b>District: 7</b>
	Construct a pickup and drop off parking lot and safe route for the Isaac Pedestrian Bridge.						
Construction		400,000	-	-	-	-	400,000
<b>Project Total</b>		<b>\$400,000</b>	-	-	-	-	<b>\$400,000</b>
Arizona Highway User Revenues		400,000	-	-	-	-	400,000
<b>Funding Total</b>		<b>\$400,000</b>	-	-	-	-	<b>\$400,000</b>
<b>ST89310002</b>	<b>ADVANCE ENGINEERING SUPPORT</b>						
				<b>Function: Major Street, Bridge, Pedestrian and Bikeway Construction</b>			<b>District: Citywide</b>
	Provide engineering services to prepare cost estimates for proposed traffic improvement projects.						
Design		-	250,000	250,000	250,000	250,000	1,000,000
Construction		-	600,000	600,000	600,000	600,000	2,400,000
<b>Project Total</b>		-	<b>\$850,000</b>	<b>\$850,000</b>	<b>\$850,000</b>	<b>\$850,000</b>	<b>\$3,400,000</b>
Arizona Highway User Revenues		-	850,000	850,000	850,000	850,000	3,400,000
<b>Funding Total</b>		-	<b>\$850,000</b>	<b>\$850,000</b>	<b>\$850,000</b>	<b>\$850,000</b>	<b>\$3,400,000</b>
<b>ST89310103</b>	<b>LOWER BUCKEYE RD &amp; 99TH AVE BOTTLENECK</b>						
				<b>Function: Major Street, Bridge, Pedestrian and Bikeway Construction</b>			<b>District: 7</b>
	Construct improvements to remove bottleneck at Lower Buckeye Road and 99th Ave.						
Construction		1,050,000	-	-	-	-	1,050,000
<b>Project Total</b>		<b>\$1,050,000</b>	-	-	-	-	<b>\$1,050,000</b>
Arizona Highway User Revenues		1,050,000	-	-	-	-	1,050,000
<b>Funding Total</b>		<b>\$1,050,000</b>	-	-	-	-	<b>\$1,050,000</b>
<b>ST89310108</b>	<b>HAPPY VALLEY, 51ST AVE TO 47TH AVE BOTTLENECK</b>						
				<b>Function: Major Street, Bridge, Pedestrian and Bikeway Construction</b>			<b>District: 1</b>
	Construct improvements to remove bottleneck on Happy Valley Road from 51st Ave to 47th Ave.						
Construction		50,000	-	-	-	-	50,000
<b>Project Total</b>		<b>\$50,000</b>	-	-	-	-	<b>\$50,000</b>
Arizona Highway User Revenues		50,000	-	-	-	-	50,000
<b>Funding Total</b>		<b>\$50,000</b>	-	-	-	-	<b>\$50,000</b>
<b>ST89310110</b>	<b>NORTHBOUND CAVE CREEK, MOUNTAIN GATE PASS LANE EXTENSION</b>						
				<b>Function: Major Street, Bridge, Pedestrian and Bikeway Construction</b>			<b>District: 2</b>
	Construct improvements to remove bottleneck on north bound Cave Creek Rd and Mountain Gate Pass.						
Construction		320,000	-	-	-	-	320,000
<b>Project Total</b>		<b>\$320,000</b>	-	-	-	-	<b>\$320,000</b>
Arizona Highway User Revenues		320,000	-	-	-	-	320,000
<b>Funding Total</b>		<b>\$320,000</b>	-	-	-	-	<b>\$320,000</b>
<b>ST83110051</b>	<b>75TH AVE, SALT RIVER TO PAPAGO FWY STORM SEWER</b>						
				<b>Function: Major Trunk Storm Sewers</b>			<b>District: 7</b>
	Final costs to complete a major trunk storm sewer.						
Construction		40,000	-	-	-	-	40,000
<b>Project Total</b>		<b>\$40,000</b>	-	-	-	-	<b>\$40,000</b>
2001 Storm Sewers Bonds		40,000	-	-	-	-	40,000
<b>Funding Total</b>		<b>\$40,000</b>	-	-	-	-	<b>\$40,000</b>

**City of Phoenix, Arizona**  
**2007-2012 Capital Improvement Program**  
**Street Transportation and Drainage**

<b>Project No.</b>	<b>Project Title</b>	<b>2007-08</b>	<b>2008-09</b>	<b>2009-10</b>	<b>2010-11</b>	<b>2011-12</b>	<b>Total</b>
<b>ST83110055</b>	<b>51ST AVE STORM SEWER, DOBBINS TO LAVEEN CONVEYANCE CHANNEL</b>						
	Function: Major Trunk Storm Sewers						
	District: 7						
	Construct a major trunk storm sewer.						
Construction		3,106,825	-	-	-	-	3,106,825
<b>Project Total</b>		<b>\$3,106,825</b>	-	-	-	-	<b>\$3,106,825</b>
State, County and Other Aid - Street Transportation		106,825	-	-	-	-	106,825
2006 Street Improvement and Storm Sewer Bonds		3,000,000	-	-	-	-	3,000,000
<b>Funding Total</b>		<b>\$3,106,825</b>	-	-	-	-	<b>\$3,106,825</b>
<b>ST83110056</b>	<b>51ST AVE STORM SEWER, LAVEEN CONVEYANCE CHANNEL TO SALT RIVER</b>						
	Function: Major Trunk Storm Sewers						
	District: 7						
	Construct a major trunk storm sewer.						
Construction		3,600,000	-	-	-	-	3,600,000
<b>Project Total</b>		<b>\$3,600,000</b>	-	-	-	-	<b>\$3,600,000</b>
2001 Storm Sewers Bonds		3,600,000	-	-	-	-	3,600,000
<b>Funding Total</b>		<b>\$3,600,000</b>	-	-	-	-	<b>\$3,600,000</b>
<b>ST83110057</b>	<b>CAMELBACK RD STORM SEWER, AGUA FRIA TO 99TH AVE</b>						
	Function: Major Trunk Storm Sewers						
	District: 5						
	Final costs to complete construction of a major trunk storm sewer.						
Construction		394,737	-	-	-	-	394,737
<b>Project Total</b>		<b>\$394,737</b>	-	-	-	-	<b>\$394,737</b>
2001 Storm Sewers Bonds		394,737	-	-	-	-	394,737
<b>Funding Total</b>		<b>\$394,737</b>	-	-	-	-	<b>\$394,737</b>
<b>ST83110060</b>	<b>SOUTHERN AVE STORM DRAIN</b>						
	Function: Major Trunk Storm Sewers						
	District: 7						
	Final costs to complete construction of a major trunk storm sewer.						
Construction		225,000	-	-	-	-	225,000
<b>Project Total</b>		<b>\$225,000</b>	-	-	-	-	<b>\$225,000</b>
2001 Storm Sewers Bonds		225,000	-	-	-	-	225,000
<b>Funding Total</b>		<b>\$225,000</b>	-	-	-	-	<b>\$225,000</b>
<b>ST83110061</b>	<b>67TH AVE &amp; HARRISON SRP IRRIGATION SYPHONING</b>						
	Function: Major Trunk Storm Sewers						
	District: 7						
	Relocation of an existing irrigation line.						
Construction		200,000	-	-	-	-	200,000
<b>Project Total</b>		<b>\$200,000</b>	-	-	-	-	<b>\$200,000</b>
State, County and Other Aid - Street Transportation		100,000	-	-	-	-	100,000
2001 Storm Sewers Bonds		100,000	-	-	-	-	100,000
<b>Funding Total</b>		<b>\$200,000</b>	-	-	-	-	<b>\$200,000</b>

**City of Phoenix, Arizona**  
**2007-2012 Capital Improvement Program**  
**Street Transportation and Drainage**

<b>Project No.</b>	<b>Project Title</b>	<b>2007-08</b>	<b>2008-09</b>	<b>2009-10</b>	<b>2010-11</b>	<b>2011-12</b>	<b>Total</b>
<b>ST83110062</b>	<b>75TH AVE STORM DRAIN, BUCKEYE RD TO VAN BUREN ST</b>						
		<b>Function: Major Trunk Storm Sewers</b>				<b>District: 7</b>	
	Construct a storm drain in the area of 75th Ave, Buckeye Rd to Van Buren.						
	Estimated full-year ongoing operating costs:	\$135,000					
	Construction	2,059,946	1,764,180	1,734,000	-	-	5,558,126
	<b>Project Total</b>	<b>\$2,059,946</b>	<b>\$1,764,180</b>	<b>\$1,734,000</b>	<b>-</b>	<b>-</b>	<b>\$5,558,126</b>
	State, County and Other Aid - Street Transportation	670,000	-	-	-	-	670,000
	Impact Fee - Estrella, Storm Drainage	438,466	-	-	-	-	438,466
	2006 Street Improvement and Storm Sewer Bonds	951,480	1,764,180	1,734,000	-	-	4,449,660
	<b>Funding Total</b>	<b>\$2,059,946</b>	<b>\$1,764,180</b>	<b>\$1,734,000</b>	<b>-</b>	<b>-</b>	<b>\$5,558,126</b>
<b>ST83110063</b>	<b>FILLMORE ST STORM DRAIN, 9TH AVE TO 3RD AVE TO ROOSEVELT ST</b>						
		<b>Function: Major Trunk Storm Sewers</b>				<b>District: 7 &amp; 8</b>	
	Design and construct a storm drain in the area of Fillmore St, 9th to 3rd Aves and Roosevelt St.						
	Estimated full-year ongoing operating costs:	\$2,000					
	Design	-	-	180,180	-	-	180,180
	Construction	-	-	-	1,304,820	-	1,304,820
	<b>Project Total</b>	<b>-</b>	<b>-</b>	<b>\$180,180</b>	<b>\$1,304,820</b>	<b>-</b>	<b>\$1,485,000</b>
	2006 Street Improvement and Storm Sewer Bonds	-	-	180,180	1,304,820	-	1,485,000
	<b>Funding Total</b>	<b>-</b>	<b>-</b>	<b>\$180,180</b>	<b>\$1,304,820</b>	<b>-</b>	<b>\$1,485,000</b>
<b>ST83160002</b>	<b>IMPACT FEES - STORM SEWERS</b>						
		<b>Function: Major Trunk Storm Sewers</b>				<b>District: Citywide</b>	
	Construct storm sewers in the Estrella impact fee area as projects are identified.						
	Construction	3,172,513	-	-	-	-	3,172,513
	<b>Project Total</b>	<b>\$3,172,513</b>	<b>-</b>	<b>-</b>	<b>-</b>	<b>-</b>	<b>\$3,172,513</b>
	Impact Fee - Estrella, Storm Drainage	3,171,093	-	-	-	-	3,171,093
	Impact Fee - Ahwatukee, Storm Drainage	1,420	-	-	-	-	1,420
	<b>Funding Total</b>	<b>\$3,172,513</b>	<b>-</b>	<b>-</b>	<b>-</b>	<b>-</b>	<b>\$3,172,513</b>
<b>ST85170001</b>	<b>LANDSCAPE RETROFIT PROGRAM</b>						
		<b>Function: Retrofit</b>				<b>District: Citywide</b>	
	Retrofit landscaping on existing major streets.						
	Construction	-	2,000,000	2,000,000	2,000,000	2,000,000	8,000,000
	<b>Project Total</b>	<b>-</b>	<b>\$2,000,000</b>	<b>\$2,000,000</b>	<b>\$2,000,000</b>	<b>\$2,000,000</b>	<b>\$8,000,000</b>
	Arizona Highway User Revenues	-	2,000,000	2,000,000	2,000,000	2,000,000	8,000,000
	<b>Funding Total</b>	<b>-</b>	<b>\$2,000,000</b>	<b>\$2,000,000</b>	<b>\$2,000,000</b>	<b>\$2,000,000</b>	<b>\$8,000,000</b>
<b>ST85170048</b>	<b>44TH ST LANDSCAPE, VAN BUREN RD TO MCDOWELL RD</b>						
		<b>Function: Retrofit</b>				<b>District: 4</b>	
	Retrofit landscaping.						
	Construction	300,000	-	-	-	-	300,000
	<b>Project Total</b>	<b>\$300,000</b>	<b>-</b>	<b>-</b>	<b>-</b>	<b>-</b>	<b>\$300,000</b>
	Arizona Highway User Revenues	300,000	-	-	-	-	300,000
	<b>Funding Total</b>	<b>\$300,000</b>	<b>-</b>	<b>-</b>	<b>-</b>	<b>-</b>	<b>\$300,000</b>

**City of Phoenix, Arizona**  
**2007-2012 Capital Improvement Program**  
**Street Transportation and Drainage**

<b>Project No.</b>	<b>Project Title</b>	<b>2007-08</b>	<b>2008-09</b>	<b>2009-10</b>	<b>2010-11</b>	<b>2011-12</b>	<b>Total</b>
<b>ST85170049</b>	<b>GLENDALE AVE LANDSCAPE, 27TH AVE TO 19TH AVE</b>						
	Function: Retrofit						
	District: 5						
	Retrofit landscaping.						
Construction		400,000	-	-	-	-	400,000
<b>Project Total</b>		<b>\$400,000</b>	-	-	-	-	<b>\$400,000</b>
Arizona Highway User Revenues		400,000	-	-	-	-	400,000
<b>Funding Total</b>		<b>\$400,000</b>	-	-	-	-	<b>\$400,000</b>
<b>ST85170054</b>	<b>BASELINE RD LANDSCAPE, 27TH AVE TO 43RD AVE</b>						
	Function: Retrofit						
	District: 7						
	Retrofit landscaping.						
Construction		450,000	-	-	-	-	450,000
<b>Project Total</b>		<b>\$450,000</b>	-	-	-	-	<b>\$450,000</b>
Arizona Highway User Revenues		450,000	-	-	-	-	450,000
<b>Funding Total</b>		<b>\$450,000</b>	-	-	-	-	<b>\$450,000</b>
<b>ST85170056</b>	<b>GREENWAY &amp; 56TH ST LANDSCAPING</b>						
	Function: Retrofit						
	District: 2 & 3						
	Retrofit landscaping.						
Construction		120,000	-	-	-	-	120,000
<b>Project Total</b>		<b>\$120,000</b>	-	-	-	-	<b>\$120,000</b>
Arizona Highway User Revenues		120,000	-	-	-	-	120,000
<b>Funding Total</b>		<b>\$120,000</b>	-	-	-	-	<b>\$120,000</b>
<b>ST85170058</b>	<b>HISTORIC DISTRICTS STREETScape IMPROVEMENTS</b>						
	Function: Retrofit						
	District: Citywide						
	Provide streetscape improvements.						
Construction		-	706,860	741,510	779,130	-	2,227,500
<b>Project Total</b>		-	<b>\$706,860</b>	<b>\$741,510</b>	<b>\$779,130</b>	-	<b>\$2,227,500</b>
2006 Street Improvement and Storm Sewer Bonds		-	706,860	741,510	779,130	-	2,227,500
<b>Funding Total</b>		-	<b>\$706,860</b>	<b>\$741,510</b>	<b>\$779,130</b>	-	<b>\$2,227,500</b>
<b>ST85170059</b>	<b>WEST PHOENIX STREETScape / RETROFIT PROGRAM</b>						
	Function: Retrofit						
	District: 4, 5 & 7						
	Provide streetscape improvements.						
	Estimated full-year ongoing operating costs:	\$32,000					
Construction		-	1,261,260	1,631,520	2,057,220	-	4,950,000
<b>Project Total</b>		-	<b>\$1,261,260</b>	<b>\$1,631,520</b>	<b>\$2,057,220</b>	-	<b>\$4,950,000</b>
2006 Street Improvement and Storm Sewer Bonds		-	1,261,260	1,631,520	2,057,220	-	4,950,000
<b>Funding Total</b>		-	<b>\$1,261,260</b>	<b>\$1,631,520</b>	<b>\$2,057,220</b>	-	<b>\$4,950,000</b>
<b>ST85170067</b>	<b>THUNDERBRID RD LANDSCAPE, 19TH AVE TO 5TH AVE</b>						
	Function: Retrofit						
	District: 3						
	Retrofit landscaping.						
Construction		450,000	-	-	-	-	450,000
<b>Project Total</b>		<b>\$450,000</b>	-	-	-	-	<b>\$450,000</b>
Arizona Highway User Revenues		450,000	-	-	-	-	450,000
<b>Funding Total</b>		<b>\$450,000</b>	-	-	-	-	<b>\$450,000</b>

**City of Phoenix, Arizona**  
**2007-2012 Capital Improvement Program**  
**Street Transportation and Drainage**

<b>Project No.</b>	<b>Project Title</b>	<b>2007-08</b>	<b>2008-09</b>	<b>2009-10</b>	<b>2010-11</b>	<b>2011-12</b>	<b>Total</b>
<b>ST85170068</b>	<b>24TH ST, RR TRACK TO I-10</b>						
		<b>Function: Retrofit</b>				<b>District: 8</b>	
Construct medians and landscape on 24th St from railroad tracks to I-10.							
Construction		47,000	-	-	-	-	47,000
<b>Project Total</b>		<b>\$47,000</b>	-	-	-	-	<b>\$47,000</b>
Arizona Highway User Revenues		47,000	-	-	-	-	47,000
<b>Funding Total</b>		<b>\$47,000</b>	-	-	-	-	<b>\$47,000</b>
<b>ST89300000</b>	<b>SCREEN WALL PROGRAM</b>						
		<b>Function: Screen Wall Program</b>				<b>District: Citywide</b>	
Construct screenwalls for noise mitigation.							
Construction		-	750,000	1,000,000	1,000,000	1,000,000	3,750,000
<b>Project Total</b>		-	<b>\$750,000</b>	<b>\$1,000,000</b>	<b>\$1,000,000</b>	<b>\$1,000,000</b>	<b>\$3,750,000</b>
Capital Construction		-	750,000	1,000,000	1,000,000	1,000,000	3,750,000
<b>Funding Total</b>		-	<b>\$750,000</b>	<b>\$1,000,000</b>	<b>\$1,000,000</b>	<b>\$1,000,000</b>	<b>\$3,750,000</b>
<b>ST89300006</b>	<b>56TH ST SCREEN WALL, CENTURY LN TO OAKURST WAY</b>						
		<b>Function: Screen Wall Program</b>				<b>District: 2</b>	
Construct a screen wall on 56th St from Century Lane to Oakhurst Way.							
Construction		200,000	-	-	-	-	200,000
<b>Project Total</b>		<b>\$200,000</b>	-	-	-	-	<b>\$200,000</b>
Capital Construction		200,000	-	-	-	-	200,000
<b>Funding Total</b>		<b>\$200,000</b>	-	-	-	-	<b>\$200,000</b>
<b>ST89300007</b>	<b>THUNDERBIRD RD SCREEN WALL, 19TH AVE TO 12TH AVE</b>						
		<b>Function: Screen Wall Program</b>				<b>District: 3</b>	
Construct a screen wall on Thunderbird Road from 19th Ave to 12th Ave.							
Construction		550,000	-	-	-	-	550,000
<b>Project Total</b>		<b>\$550,000</b>	-	-	-	-	<b>\$550,000</b>
Capital Construction		550,000	-	-	-	-	550,000
<b>Funding Total</b>		<b>\$550,000</b>	-	-	-	-	<b>\$550,000</b>
<b>ST87100046</b>	<b>LOCAL PAVING PROJECTS</b>						
		<b>Function: Street Modernization</b>				<b>District: Citywide</b>	
Pave deficient local and collector streets.							
Construction		1,148	2,500,000	3,800,000	3,800,000	3,800,000	13,901,148
<b>Project Total</b>		<b>\$1,148</b>	<b>\$2,500,000</b>	<b>\$3,800,000</b>	<b>\$3,800,000</b>	<b>\$3,800,000</b>	<b>\$13,901,148</b>
Arizona Highway User Revenues		1,148	2,500,000	3,800,000	3,800,000	3,800,000	13,901,148
<b>Funding Total</b>		<b>\$1,148</b>	<b>\$2,500,000</b>	<b>\$3,800,000</b>	<b>\$3,800,000</b>	<b>\$3,800,000</b>	<b>\$13,901,148</b>
<b>ST87100101</b>	<b>MAG SPECIFICATIONS PROJECTS</b>						
		<b>Function: Street Modernization</b>				<b>District: Citywide</b>	
Construct projects to comply with Maricopa Association of Governments standard specifications.							
Construction		50,000	50,000	50,000	50,000	50,000	250,000
<b>Project Total</b>		<b>\$50,000</b>	<b>\$50,000</b>	<b>\$50,000</b>	<b>\$50,000</b>	<b>\$50,000</b>	<b>\$250,000</b>
Arizona Highway User Revenues		50,000	50,000	50,000	50,000	50,000	250,000
<b>Funding Total</b>		<b>\$50,000</b>	<b>\$50,000</b>	<b>\$50,000</b>	<b>\$50,000</b>	<b>\$50,000</b>	<b>\$250,000</b>

**City of Phoenix, Arizona**  
**2007-2012 Capital Improvement Program**  
**Street Transportation and Drainage**

<b>Project No.</b>	<b>Project Title</b>	<b>2007-08</b>	<b>2008-09</b>	<b>2009-10</b>	<b>2010-11</b>	<b>2011-12</b>	<b>Total</b>
<b>ST87100127</b>	<b>27TH AVE PAVING, 27TH TO 31ST AVES</b>						
	Complete paving project at 27th Ave from Deer Valley Road to Foothills.						
	Construction	90,000	-	-	-	-	90,000
	<b>Project Total</b>	<b>\$90,000</b>	<b>-</b>	<b>-</b>	<b>-</b>	<b>-</b>	<b>\$90,000</b>
	Arizona Highway User Revenues	90,000	-	-	-	-	90,000
	<b>Funding Total</b>	<b>\$90,000</b>	<b>-</b>	<b>-</b>	<b>-</b>	<b>-</b>	<b>\$90,000</b>
<b>ST87100145</b>	<b>CULVER PAVING, 48TH TO 50TH STREETS</b>						
	Pave Culver St from 48th St to 50th St.						
	Construction	619,500	-	-	-	-	619,500
	<b>Project Total</b>	<b>\$619,500</b>	<b>-</b>	<b>-</b>	<b>-</b>	<b>-</b>	<b>\$619,500</b>
	Arizona Highway User Revenues	507,000	-	-	-	-	507,000
	2001 Neighborhood Preserv & Blight Elim Bonds	112,500	-	-	-	-	112,500
	<b>Funding Total</b>	<b>\$619,500</b>	<b>-</b>	<b>-</b>	<b>-</b>	<b>-</b>	<b>\$619,500</b>
<b>ST87100148</b>	<b>PALOMINO MODERNIZATION, CAVE CREEK ROAD TO 28TH STREET</b>						
	Construct a modernization project including curb, gutter and sidewalk.						
	Design	88,000	-	-	-	-	88,000
	Construction	762,000	-	-	-	-	762,000
	<b>Project Total</b>	<b>\$850,000</b>	<b>-</b>	<b>-</b>	<b>-</b>	<b>-</b>	<b>\$850,000</b>
	Community Development Block Grant	203,000	-	-	-	-	203,000
	Arizona Highway User Revenues	647,000	-	-	-	-	647,000
	<b>Funding Total</b>	<b>\$850,000</b>	<b>-</b>	<b>-</b>	<b>-</b>	<b>-</b>	<b>\$850,000</b>
<b>ST87100151</b>	<b>10TH ST MODERNIZATION, CAMPBELL AVE TO HIGHLAND</b>						
	Construct a modernization project including curb, gutter and sidewalk.						
	Construction	470,000	-	-	-	-	470,000
	<b>Project Total</b>	<b>\$470,000</b>	<b>-</b>	<b>-</b>	<b>-</b>	<b>-</b>	<b>\$470,000</b>
	Arizona Highway User Revenues	470,000	-	-	-	-	470,000
	<b>Funding Total</b>	<b>\$470,000</b>	<b>-</b>	<b>-</b>	<b>-</b>	<b>-</b>	<b>\$470,000</b>
<b>ST87100155</b>	<b>WEST PHOENIX REVITALIZATION PROGRAM</b>						
	Construct modernization projects to include curbs, gutters and sidewalks.						
	Estimated full-year ongoing operating costs:	\$32,000					
	Construction	-	942,480	989,010	1,038,510	-	2,970,000
	<b>Project Total</b>	<b>-</b>	<b>\$942,480</b>	<b>\$989,010</b>	<b>\$1,038,510</b>	<b>-</b>	<b>\$2,970,000</b>
	2006 Street Improvement and Storm Sewer Bonds	-	942,480	989,010	1,038,510	-	2,970,000
	<b>Funding Total</b>	<b>-</b>	<b>\$942,480</b>	<b>\$989,010</b>	<b>\$1,038,510</b>	<b>-</b>	<b>\$2,970,000</b>
<b>ST87110000</b>	<b>STREET MODERNIZATION</b>						
	Construct local and collector streets to modern standards with curb, gutter, sidewalks and street lighting.						
	Construction	100,000	826,038	2,790,080	5,310,000	5,310,000	14,336,118
	<b>Project Total</b>	<b>\$100,000</b>	<b>\$826,038</b>	<b>\$2,790,080</b>	<b>\$5,310,000</b>	<b>\$5,310,000</b>	<b>\$14,336,118</b>
	Capital Construction	100,000	826,038	2,790,080	5,310,000	5,310,000	14,336,118
	<b>Funding Total</b>	<b>\$100,000</b>	<b>\$826,038</b>	<b>\$2,790,080</b>	<b>\$5,310,000</b>	<b>\$5,310,000</b>	<b>\$14,336,118</b>

**City of Phoenix, Arizona**  
**2007-2012 Capital Improvement Program**  
**Street Transportation and Drainage**

<b>Project No.</b>	<b>Project Title</b>	<b>2007-08</b>	<b>2008-09</b>	<b>2009-10</b>	<b>2010-11</b>	<b>2011-12</b>	<b>Total</b>
<b>ST87110059</b>	<b>INFLATION - CONTINGENCY</b>						
				<b>Function: Street Modernization</b>		<b>District: Citywide</b>	
	Contingency for change orders and inflationary increases for Capital Construction funded projects.						
Construction		200,000	-	1,390,000	1,811,000	2,174,000	5,575,000
<b>Project Total</b>		<b>\$200,000</b>	-	<b>\$1,390,000</b>	<b>\$1,811,000</b>	<b>\$2,174,000</b>	<b>\$5,575,000</b>
Capital Construction		200,000	-	1,390,000	1,811,000	2,174,000	5,575,000
<b>Funding Total</b>		<b>\$200,000</b>	-	<b>\$1,390,000</b>	<b>\$1,811,000</b>	<b>\$2,174,000</b>	<b>\$5,575,000</b>
<b>ST87110086</b>	<b>MEADOW BROOK PAVING, 7TH ST TO 12TH ST</b>						
				<b>Function: Street Modernization</b>		<b>District: 4</b>	
	Construct a street modernization project, including curb, gutter and sidewalk.						
Construction		1,420,000	-	-	-	-	1,420,000
<b>Project Total</b>		<b>\$1,420,000</b>	-	-	-	-	<b>\$1,420,000</b>
Capital Construction		1,420,000	-	-	-	-	1,420,000
<b>Funding Total</b>		<b>\$1,420,000</b>	-	-	-	-	<b>\$1,420,000</b>
<b>ST87110087</b>	<b>CAMPBELL PAVING, 10TH - 12TH STREETS</b>						
				<b>Function: Street Modernization</b>		<b>District: 4</b>	
	Construct a street modernization project, including curb, gutter and sidewalk.						
Construction		500,000	-	-	-	-	500,000
<b>Project Total</b>		<b>\$500,000</b>	-	-	-	-	<b>\$500,000</b>
Capital Construction		500,000	-	-	-	-	500,000
<b>Funding Total</b>		<b>\$500,000</b>	-	-	-	-	<b>\$500,000</b>
<b>ST87110098</b>	<b>ROOSEVELT MODERNIZATION, 41ST AVE TO 39TH AVE</b>						
				<b>Function: Street Modernization</b>		<b>District: 4</b>	
	Complete construction of a modernization project including curb, gutter and sidewalk.						
Land Acquisition		700,000	-	-	-	-	700,000
Construction		410,745	-	-	-	-	410,745
<b>Project Total</b>		<b>\$1,110,745</b>	-	-	-	-	<b>\$1,110,745</b>
Capital Construction		1,110,745	-	-	-	-	1,110,745
<b>Funding Total</b>		<b>\$1,110,745</b>	-	-	-	-	<b>\$1,110,745</b>
<b>ST87110099</b>	<b>SUNNYSLOPE LN MODERNIZATION, 16TH ST TO 14TH PL</b>						
				<b>Function: Street Modernization</b>		<b>District: 3</b>	
	Construct a modernization project including curb, gutter and sidewalk.						
Construction		572,715	-	-	-	-	572,715
<b>Project Total</b>		<b>\$572,715</b>	-	-	-	-	<b>\$572,715</b>
Capital Construction		572,715	-	-	-	-	572,715
<b>Funding Total</b>		<b>\$572,715</b>	-	-	-	-	<b>\$572,715</b>
<b>ST87110103</b>	<b>73RD AVE MODERNIZATION, FLOWER ST TO WELDON AVE</b>						
				<b>Function: Street Modernization</b>		<b>District: 5</b>	
	Construct a modernization project including curb, gutter and sidewalk.						
Construction		443,300	-	-	-	-	443,300
<b>Project Total</b>		<b>\$443,300</b>	-	-	-	-	<b>\$443,300</b>
Arizona Highway User Revenues		443,300	-	-	-	-	443,300
<b>Funding Total</b>		<b>\$443,300</b>	-	-	-	-	<b>\$443,300</b>

**City of Phoenix, Arizona**  
**2007-2012 Capital Improvement Program**  
**Street Transportation and Drainage**

<b>Project No.</b>	<b>Project Title</b>	<b>2007-08</b>	<b>2008-09</b>	<b>2009-10</b>	<b>2010-11</b>	<b>2011-12</b>	<b>Total</b>
<b>ST87110104</b>	<b>GROVER AVE MODERNIZATION, 16TH ST 620 FEET WEST OF 16TH ST</b>						
				<b>Function: Street Modernization</b>		<b>District: 2</b>	
	Construct a modernization project including curb, gutter and sidewalk.						
	Construction	325,000	-	-	-	-	325,000
	<b>Project Total</b>	<b>\$325,000</b>	-	-	-	-	<b>\$325,000</b>
	Arizona Highway User Revenues	325,000	-	-	-	-	325,000
	<b>Funding Total</b>	<b>\$325,000</b>	-	-	-	-	<b>\$325,000</b>
<b>ST87110106</b>	<b>38TH STREET MODERNIZATION, ROSEMONT TO TOPEKA DRIVE</b>						
				<b>Function: Street Modernization</b>		<b>District: 2</b>	
	Construct a modernization project including curb, gutter and sidewalk.						
	Construction	220,000	-	-	-	-	220,000
	<b>Project Total</b>	<b>\$220,000</b>	-	-	-	-	<b>\$220,000</b>
	Capital Construction	220,000	-	-	-	-	220,000
	<b>Funding Total</b>	<b>\$220,000</b>	-	-	-	-	<b>\$220,000</b>
<b>ST87110108</b>	<b>18TH ST MODERNIZATION, BETHANY HOME TO MARYLAND AVE</b>						
				<b>Function: Street Modernization</b>		<b>District: 6</b>	
	Construct a modernization project including curb, gutter and sidewalk.						
	Construction	720,000	-	-	-	-	720,000
	<b>Project Total</b>	<b>\$720,000</b>	-	-	-	-	<b>\$720,000</b>
	Capital Construction	720,000	-	-	-	-	720,000
	<b>Funding Total</b>	<b>\$720,000</b>	-	-	-	-	<b>\$720,000</b>
<b>ST87110110</b>	<b>5TH ST MODERNIZATION, BROADWAY TO ELWOOD</b>						
				<b>Function: Street Modernization</b>		<b>District: 7</b>	
	Construct a modernization project including curb, gutter and sidewalk.						
	Design	96,800	-	-	-	-	96,800
	Construction	-	1,212,000	-	-	-	1,212,000
	<b>Project Total</b>	<b>\$96,800</b>	<b>\$1,212,000</b>	-	-	-	<b>\$1,308,800</b>
	Capital Construction	96,800	1,212,000	-	-	-	1,308,800
	<b>Funding Total</b>	<b>\$96,800</b>	<b>\$1,212,000</b>	-	-	-	<b>\$1,308,800</b>
<b>ST87110111</b>	<b>MODERNIZE STREETS IN AREA OF 12TH ST TO 13TH ST AND DUNLAP TO HATCHER</b>						
				<b>Function: Street Modernization</b>		<b>District: 3</b>	
	Construct a modernization project including curb, gutter and sidewalk.						
	Design	36,300	-	-	-	-	36,300
	Construction	-	204,000	-	-	-	204,000
	<b>Project Total</b>	<b>\$36,300</b>	<b>\$204,000</b>	-	-	-	<b>\$240,300</b>
	Capital Construction	36,300	204,000	-	-	-	240,300
	<b>Funding Total</b>	<b>\$36,300</b>	<b>\$204,000</b>	-	-	-	<b>\$240,300</b>
<b>ST87110112</b>	<b>CULVER ST MODERNIZATION, 24TH ST TO 22ND PL</b>						
				<b>Function: Street Modernization</b>		<b>District: 8</b>	
	Construct a modernization project including curb, gutter and sidewalk.						
	Design	24,200	-	-	-	-	24,200
	Construction	-	97,200	-	-	-	97,200
	<b>Project Total</b>	<b>\$24,200</b>	<b>\$97,200</b>	-	-	-	<b>\$121,400</b>
	Capital Construction	24,200	97,200	-	-	-	121,400
	<b>Funding Total</b>	<b>\$24,200</b>	<b>\$97,200</b>	-	-	-	<b>\$121,400</b>

**City of Phoenix, Arizona**  
**2007-2012 Capital Improvement Program**  
**Street Transportation and Drainage**

<b>Project No.</b>	<b>Project Title</b>	<b>2007-08</b>	<b>2008-09</b>	<b>2009-10</b>	<b>2010-11</b>	<b>2011-12</b>	<b>Total</b>
<b>ST87110113</b>	<b>43RD PL MODERNIZATION, BELLVIEW TO MCDOWELL RD</b>			<b>Function: Street Modernization</b>		<b>District: 8</b>	
Construct a modernization project including curb, gutter and sidewalk.							
Design		24,200	-	-	-	-	24,200
Construction		-	-	336,100	-	-	336,100
<b>Project Total</b>		<b>\$24,200</b>	<b>-</b>	<b>\$336,100</b>	<b>-</b>	<b>-</b>	<b>\$360,300</b>
Capital Construction		24,200	-	336,100	-	-	360,300
<b>Funding Total</b>		<b>\$24,200</b>	<b>-</b>	<b>\$336,100</b>	<b>-</b>	<b>-</b>	<b>\$360,300</b>
<b>ST87110114</b>	<b>56TH ST MODERNIZATION, INDIAN SCHOOL TO LAFAYETTE</b>			<b>Function: Street Modernization</b>		<b>District: 6</b>	
Construct a modernization project including curb, gutter and sidewalk.							
Design		36,300	-	-	-	-	36,300
Construction		-	456,000	-	-	-	456,000
<b>Project Total</b>		<b>\$36,300</b>	<b>\$456,000</b>	<b>-</b>	<b>-</b>	<b>-</b>	<b>\$492,300</b>
Capital Construction		36,300	456,000	-	-	-	492,300
<b>Funding Total</b>		<b>\$36,300</b>	<b>\$456,000</b>	<b>-</b>	<b>-</b>	<b>-</b>	<b>\$492,300</b>
<b>ST87110115</b>	<b>GROVERS AVE MODERNIZATION, CAVE CREEK RD TO 25TH ST</b>			<b>Function: Street Modernization</b>		<b>District: 2</b>	
Construct a modernization project including curb, gutter and sidewalk.							
Design		30,800	-	-	-	-	30,800
Construction		-	354,000	-	-	-	354,000
<b>Project Total</b>		<b>\$30,800</b>	<b>\$354,000</b>	<b>-</b>	<b>-</b>	<b>-</b>	<b>\$384,800</b>
Capital Construction		30,800	354,000	-	-	-	384,800
<b>Funding Total</b>		<b>\$30,800</b>	<b>\$354,000</b>	<b>-</b>	<b>-</b>	<b>-</b>	<b>\$384,800</b>
<b>ST87110116</b>	<b>DANBURY MODERNIZATION, 28TH ST TO 30TH ST</b>			<b>Function: Street Modernization</b>		<b>District: 2</b>	
Construct a modernization project including curb, gutter and sidewalk.							
Design		24,200	-	-	-	-	24,200
Construction		-	288,000	-	-	-	288,000
<b>Project Total</b>		<b>\$24,200</b>	<b>\$288,000</b>	<b>-</b>	<b>-</b>	<b>-</b>	<b>\$312,200</b>
Capital Construction		24,200	288,000	-	-	-	312,200
<b>Funding Total</b>		<b>\$24,200</b>	<b>\$288,000</b>	<b>-</b>	<b>-</b>	<b>-</b>	<b>\$312,200</b>
<b>ST87110117</b>	<b>MODERNIZE STREETS IN AREA OF 13TH ST TO 14 ST AND DUNLAP TO HATCHER</b>			<b>Function: Street Modernization</b>		<b>District: 3</b>	
Construct a modernization project including curb, gutter and sidewalk.							
Design		-	33,600	-	-	-	33,600
Construction		-	-	245,700	-	-	245,700
<b>Project Total</b>		<b>-</b>	<b>\$33,600</b>	<b>\$245,700</b>	<b>-</b>	<b>-</b>	<b>\$279,300</b>
Capital Construction		-	33,600	245,700	-	-	279,300
<b>Funding Total</b>		<b>-</b>	<b>\$33,600</b>	<b>\$245,700</b>	<b>-</b>	<b>-</b>	<b>\$279,300</b>

**City of Phoenix, Arizona**  
**2007-2012 Capital Improvement Program**  
**Street Transportation and Drainage**

<b>Project No.</b>	<b>Project Title</b>	<b>2007-08</b>	<b>2008-09</b>	<b>2009-10</b>	<b>2010-11</b>	<b>2011-12</b>	<b>Total</b>
<b>ST87110118</b>	<b>GROVERS AVE MODERNIZATION, 28TH ST TO 32ND ST</b>	<b>Function: Street Modernization</b>			<b>District: 2</b>		
Construct a modernization project including curb, gutter and sidewalk.							
Design		-	52,800	-	-	-	52,800
Construction		-	-	1,122,660	-	-	1,122,660
<b>Project Total</b>		-	<b>\$52,800</b>	<b>\$1,122,660</b>	-	-	<b>\$1,175,460</b>
Capital Construction		-	52,800	1,122,660	-	-	1,175,460
<b>Funding Total</b>		-	<b>\$52,800</b>	<b>\$1,122,660</b>	-	-	<b>\$1,175,460</b>
<b>ST87110119</b>	<b>INTERSECTION MODERNIZATION, OSBORN RD &amp; 20TH ST</b>	<b>Function: Street Modernization</b>			<b>District: 4</b>		
Construct a modernization project including curb, gutter and sidewalk.							
Design		-	26,400	-	-	-	26,400
Construction		-	-	100,800	-	-	100,800
<b>Project Total</b>		-	<b>\$26,400</b>	<b>\$100,800</b>	-	-	<b>\$127,200</b>
Capital Construction		-	26,400	100,800	-	-	127,200
<b>Funding Total</b>		-	<b>\$26,400</b>	<b>\$100,800</b>	-	-	<b>\$127,200</b>
<b>ST87110120</b>	<b>INTERSECTION MODERNIZATION, 26TH ST &amp; NORTHERN AVE</b>	<b>Function: Street Modernization</b>			<b>District: 3</b>		
Construct a modernization project including curb, gutter and sidewalk.							
Design		-	26,400	-	-	-	26,400
Construction		-	-	270,900	-	-	270,900
<b>Project Total</b>		-	<b>\$26,400</b>	<b>\$270,900</b>	-	-	<b>\$297,300</b>
Capital Construction		-	26,400	270,900	-	-	297,300
<b>Funding Total</b>		-	<b>\$26,400</b>	<b>\$270,900</b>	-	-	<b>\$297,300</b>
<b>ST87250001</b>	<b>MID-BLOCK STREET LIGHTS</b>	<b>Function: Street Modernization</b>			<b>District: Citywide</b>		
Install mid-block street lights in older residential neighborhoods.							
Construction		350,000	350,000	350,000	350,000	350,000	1,750,000
<b>Project Total</b>		<b>\$350,000</b>	<b>\$350,000</b>	<b>\$350,000</b>	<b>\$350,000</b>	<b>\$350,000</b>	<b>\$1,750,000</b>
Arizona Highway User Revenues		350,000	350,000	350,000	350,000	350,000	1,750,000
<b>Funding Total</b>		<b>\$350,000</b>	<b>\$350,000</b>	<b>\$350,000</b>	<b>\$350,000</b>	<b>\$350,000</b>	<b>\$1,750,000</b>
<b>ST87750000</b>	<b>NEIGHBORHOOD SIDEWALKS</b>	<b>Function: Street Modernization</b>			<b>District: Citywide</b>		
Construct sidewalks on improved neighborhood Sts as needs are determined.							
Construction		4,050	100,000	150,000	549,072	992,000	1,795,122
<b>Project Total</b>		<b>\$4,050</b>	<b>\$100,000</b>	<b>\$150,000</b>	<b>\$549,072</b>	<b>\$992,000</b>	<b>\$1,795,122</b>
Capital Construction		4,050	100,000	150,000	549,072	992,000	1,795,122
<b>Funding Total</b>		<b>\$4,050</b>	<b>\$100,000</b>	<b>\$150,000</b>	<b>\$549,072</b>	<b>\$992,000</b>	<b>\$1,795,122</b>
<b>ST87750075</b>	<b>KELTON TO GRANDVIEW AND 26TH ST TO 28TH ST SIDEWALK</b>	<b>Function: Street Modernization</b>			<b>District: 2</b>		
Design and construct a sidewalk in the area bounded by Kelton to Grandview, 26th to 28th Streets.							
Design		-	48,240	-	-	-	48,240
Construction		-	-	366,912	-	-	366,912
<b>Project Total</b>		-	<b>\$48,240</b>	<b>\$366,912</b>	-	-	<b>\$415,152</b>
Capital Construction		-	48,240	366,912	-	-	415,152
<b>Funding Total</b>		-	<b>\$48,240</b>	<b>\$366,912</b>	-	-	<b>\$415,152</b>

**City of Phoenix, Arizona**  
**2007-2012 Capital Improvement Program**  
**Street Transportation and Drainage**

<b>Project No.</b>	<b>Project Title</b>	<b>2007-08</b>	<b>2008-09</b>	<b>2009-10</b>	<b>2010-11</b>	<b>2011-12</b>	<b>Total</b>
<b>ST87750076</b>	<b>BELL RD TO KELTON LANE AND 26TH ST TO 28TH ST SIDEWALK</b>	<b>Function: Street Modernization</b>				<b>District: 2</b>	
Design and construct a sidewalk in the area bounded by Bell Road to Kelton, 26th to 28th Streets.							
Design		-	58,080	-	-	-	58,080
Construction		-	-	444,528	-	-	444,528
<b>Project Total</b>		-	<b>\$58,080</b>	<b>\$444,528</b>	-	-	<b>\$502,608</b>
Capital Construction		-	58,080	444,528	-	-	502,608
<b>Funding Total</b>		-	<b>\$58,080</b>	<b>\$444,528</b>	-	-	<b>\$502,608</b>
<b>ST87750077</b>	<b>BELL TO PARADISE AND CAVE CREEK TO 26TH ST SIDEWALK</b>	<b>Function: Street Modernization</b>				<b>District: 2</b>	
Design a sidewalk in the area bounded by Bell Road to Paradise, Cave Creek Road to 26th St.							
Design		-	-	-	47,256	-	47,256
<b>Project Total</b>		-	-	-	<b>\$47,256</b>	-	<b>\$47,256</b>
Capital Construction		-	-	-	47,256	-	47,256
<b>Funding Total</b>		-	-	-	<b>\$47,256</b>	-	<b>\$47,256</b>
<b>ST87750078</b>	<b>GREENWAY, PARADISE / CAVE CREEK TO 26TH ST SIDEWALK</b>	<b>Function: Street Modernization</b>				<b>District: 2</b>	
Design a sidewalk in the area bounded by Greenway Road to Paradise, Cave Creek Road to 26th St.							
Design		-	-	-	37,752	-	37,752
<b>Project Total</b>		-	-	-	<b>\$37,752</b>	-	<b>\$37,752</b>
Capital Construction		-	-	-	37,752	-	37,752
<b>Funding Total</b>		-	-	-	<b>\$37,752</b>	-	<b>\$37,752</b>
<b>ST87750079</b>	<b>50TH DRIVE TO 49TH AVE, INDIAN SCHOOL SIDEWALK</b>	<b>Function: Street Modernization</b>				<b>District: 5</b>	
Construct a sidewalk in the area bounded by 50th Drive to 49th Ave and Indian School Road.							
Construction		125,000	-	-	-	-	125,000
<b>Project Total</b>		<b>\$125,000</b>	-	-	-	-	<b>\$125,000</b>
Capital Construction		125,000	-	-	-	-	125,000
<b>Funding Total</b>		<b>\$125,000</b>	-	-	-	-	<b>\$125,000</b>
<b>ST87750080</b>	<b>47TH DRIVE, INDIAN SCHOOL RD TO CAMPBELL AVE SIDEWALK</b>	<b>Function: Street Modernization</b>				<b>District: 5</b>	
Construct a sidewalk on 47th Drive from Indian School Road to Campbell Ave.							
Construction		100,000	-	-	-	-	100,000
<b>Project Total</b>		<b>\$100,000</b>	-	-	-	-	<b>\$100,000</b>
Capital Construction		100,000	-	-	-	-	100,000
<b>Funding Total</b>		<b>\$100,000</b>	-	-	-	-	<b>\$100,000</b>
<b>ST87750081</b>	<b>50TH DR, GLENROSA TO PIERSON SIDEWALK</b>	<b>Function: Street Modernization</b>				<b>District: 5</b>	
Construct a sidewalk on 50th Drive from Glenrosa St to Pierson St.							
Construction		-	346,560	-	-	-	346,560
<b>Project Total</b>		-	<b>\$346,560</b>	-	-	-	<b>\$346,560</b>
Capital Construction		-	346,560	-	-	-	346,560
<b>Funding Total</b>		-	<b>\$346,560</b>	-	-	-	<b>\$346,560</b>

**City of Phoenix, Arizona**  
**2007-2012 Capital Improvement Program**  
**Street Transportation and Drainage**

<b>Project No.</b>	<b>Project Title</b>	<b>2007-08</b>	<b>2008-09</b>	<b>2009-10</b>	<b>2010-11</b>	<b>2011-12</b>	<b>Total</b>
<b>ST87750082</b>	<b>48TH DR TO CAMPBELL AND PIERSON TO HAZELWOOD SIDEWALK</b>			<b>Function: Street Modernization</b>		<b>District: 5</b>	
Construct a sidewalk in the area bounded by 48th Dr to Campbell, Pierson St to Hazelwood.							
Construction		-	355,200	-	-	-	355,200
<b>Project Total</b>		-	<b>\$355,200</b>	-	-	-	<b>\$355,200</b>
Capital Construction		-	355,200	-	-	-	355,200
<b>Funding Total</b>		-	<b>\$355,200</b>	-	-	-	<b>\$355,200</b>
<b>ST87750083</b>	<b>LAFAYETTE BLVD, 50TH ST TO 54TH ST SIDEWALK</b>			<b>Function: Street Modernization</b>		<b>District: 6</b>	
Design and construct a sidewalk on Lafayette Boulevard from 50th to 54th Streets.							
Design		-	44,770	-	-	-	44,770
Construction		-	-	574,080	-	-	574,080
<b>Project Total</b>		-	<b>\$44,770</b>	<b>\$574,080</b>	-	-	<b>\$618,850</b>
Capital Construction		-	44,770	574,080	-	-	618,850
<b>Funding Total</b>		-	<b>\$44,770</b>	<b>\$574,080</b>	-	-	<b>\$618,850</b>
<b>ST87750084</b>	<b>107TH TO 99TH AVE AND INDIAN SCHOOL TO CAMELBACK SIDEWALKS</b>			<b>Function: Street Modernization</b>		<b>District: 5</b>	
Construct sidewalks in the area bounded by 107th Ave to 99th Ave, Indian School Rd to Camelback Rd.							
Construction		613,470	-	-	-	-	613,470
<b>Project Total</b>		<b>\$613,470</b>	-	-	-	-	<b>\$613,470</b>
Capital Construction		613,470	-	-	-	-	613,470
<b>Funding Total</b>		<b>\$613,470</b>	-	-	-	-	<b>\$613,470</b>
<b>ST87750085</b>	<b>13TH AVE, SOUTHERN TO SUNLAND SIDEWALK</b>			<b>Function: Street Modernization</b>		<b>District: 7</b>	
Design and construct a sidewalk on 13th Ave from Southern Ave to Sundland Ave.							
Design		11,000	-	-	-	-	11,000
Construction		109,450	-	-	-	-	109,450
<b>Project Total</b>		<b>\$120,450</b>	-	-	-	-	<b>\$120,450</b>
Capital Construction		120,450	-	-	-	-	120,450
<b>Funding Total</b>		<b>\$120,450</b>	-	-	-	-	<b>\$120,450</b>
<b>ST87750086</b>	<b>16TH ST, BELL RD TO ANGELA DR SIDEWALK</b>			<b>Function: Street Modernization</b>		<b>District: 2</b>	
Construct a sidewalk on 16th St from Bell Road to Angela Dr.							
Construction		218,270	-	-	-	-	218,270
<b>Project Total</b>		<b>\$218,270</b>	-	-	-	-	<b>\$218,270</b>
Capital Construction		218,270	-	-	-	-	218,270
<b>Funding Total</b>		<b>\$218,270</b>	-	-	-	-	<b>\$218,270</b>
<b>ST87750087</b>	<b>KEIM DRIVE, 43RD TO 41ST AVE SIDEWALK</b>			<b>Function: Street Modernization</b>		<b>District: 5</b>	
Construct a sidewalk on Keim Drive from 43rd Ave to 41st Ave.							
Construction		320,000	-	-	-	-	320,000
<b>Project Total</b>		<b>\$320,000</b>	-	-	-	-	<b>\$320,000</b>
Capital Construction		320,000	-	-	-	-	320,000
<b>Funding Total</b>		<b>\$320,000</b>	-	-	-	-	<b>\$320,000</b>

**City of Phoenix, Arizona**  
**2007-2012 Capital Improvement Program**  
**Street Transportation and Drainage**

<b>Project No.</b>	<b>Project Title</b>	<b>2007-08</b>	<b>2008-09</b>	<b>2009-10</b>	<b>2010-11</b>	<b>2011-12</b>	<b>Total</b>
<b>ST87750090</b>	<b>ILLINI, CENTRAL TO 3RD ST AND 3RD ST, ILLINI TO RIVERSIDE SIDEWALKS</b>	<b>Function: Street Modernization</b>				<b>District: 8</b>	
Construct sidewalks in area of Illini from Central Ave to 3rd St and 3rd St from Illini to Riverside.							
Construction		357,500	-	-	-	-	357,500
<b>Project Total</b>		<b>\$357,500</b>	<b>-</b>	<b>-</b>	<b>-</b>	<b>-</b>	<b>\$357,500</b>
Capital Construction		357,500	-	-	-	-	357,500
<b>Funding Total</b>		<b>\$357,500</b>	<b>-</b>	<b>-</b>	<b>-</b>	<b>-</b>	<b>\$357,500</b>
<b>ST87750091</b>	<b>11TH PL, ALICE AVE TO ELEANOR CT SIDEWALK</b>	<b>Function: Street Modernization</b>				<b>District: 3</b>	
Design and construct a sidewalk on 11th Place from Alice Ave to Eleanor Court.							
Design		36,300	-	-	-	-	36,300
Construction		-	330,000	-	-	-	330,000
<b>Project Total</b>		<b>\$36,300</b>	<b>\$330,000</b>	<b>-</b>	<b>-</b>	<b>-</b>	<b>\$366,300</b>
Capital Construction		36,300	330,000	-	-	-	366,300
<b>Funding Total</b>		<b>\$36,300</b>	<b>\$330,000</b>	<b>-</b>	<b>-</b>	<b>-</b>	<b>\$366,300</b>
<b>ST87750092</b>	<b>33RD AVE, VIRGINIA AVE TO THOMAS RD SIDEWALK</b>	<b>Function: Street Modernization</b>				<b>District: 4</b>	
Design and construct a sidewalk on 33rd Ave from Virginia Ave to Thomas Rd.							
Design		24,200	-	-	-	-	24,200
Construction		-	234,000	-	-	-	234,000
<b>Project Total</b>		<b>\$24,200</b>	<b>\$234,000</b>	<b>-</b>	<b>-</b>	<b>-</b>	<b>\$258,200</b>
Capital Construction		24,200	234,000	-	-	-	258,200
<b>Funding Total</b>		<b>\$24,200</b>	<b>\$234,000</b>	<b>-</b>	<b>-</b>	<b>-</b>	<b>\$258,200</b>
<b>ST87750093</b>	<b>HUBBELL RD, 18TH ST TO 19TH ST SIDEWALK</b>	<b>Function: Street Modernization</b>				<b>District: 5</b>	
Design and construct a sidewalk on Hubbell Road from 18th St to 19th St.							
Design		24,200	-	-	-	-	24,200
Construction		-	102,000	-	-	-	102,000
<b>Project Total</b>		<b>\$24,200</b>	<b>\$102,000</b>	<b>-</b>	<b>-</b>	<b>-</b>	<b>\$126,200</b>
Capital Construction		24,200	102,000	-	-	-	126,200
<b>Funding Total</b>		<b>\$24,200</b>	<b>\$102,000</b>	<b>-</b>	<b>-</b>	<b>-</b>	<b>\$126,200</b>
<b>ST87750094</b>	<b>64TH DR, OSBORN TO INDIAN SCHOOL SIDEWALK</b>	<b>Function: Street Modernization</b>				<b>District: 6</b>	
Design and construct a sidewalk on 64th Drive from Osborn Road to Indian School Road.							
Design		36,300	-	-	-	-	36,300
Construction		391,147	270,000	-	-	-	661,147
<b>Project Total</b>		<b>\$427,447</b>	<b>\$270,000</b>	<b>-</b>	<b>-</b>	<b>-</b>	<b>\$697,447</b>
Community Development Block Grant		391,147	-	-	-	-	391,147
Capital Construction		36,300	270,000	-	-	-	306,300
<b>Funding Total</b>		<b>\$427,447</b>	<b>\$270,000</b>	<b>-</b>	<b>-</b>	<b>-</b>	<b>\$697,447</b>

**City of Phoenix, Arizona**  
**2007-2012 Capital Improvement Program**  
**Street Transportation and Drainage**

<b>Project No.</b>	<b>Project Title</b>	<b>2007-08</b>	<b>2008-09</b>	<b>2009-10</b>	<b>2010-11</b>	<b>2011-12</b>	<b>Total</b>
<b>ST87750095</b>	<b>25TH ST, INDIAN SCHOOL TO GLENROSA SIDEWALK</b>						
			<b>Function: Street Modernization</b>				<b>District: 8</b>
	Design and construct a sidewalk on 25th St from Indian School Road to Glenrosa.						
Design		-	26,400	-	-	-	26,400
Construction		-	-	132,300	-	-	132,300
<b>Project Total</b>		-	<b>\$26,400</b>	<b>\$132,300</b>	-	-	<b>\$158,700</b>
Capital Construction		-	26,400	132,300	-	-	158,700
<b>Funding Total</b>		-	<b>\$26,400</b>	<b>\$132,300</b>	-	-	<b>\$158,700</b>
<b>ST87750096</b>	<b>30TH ST, WASHINGTON TO VAN BUREN SIDEWALK</b>						
			<b>Function: Street Modernization</b>				<b>District: 8</b>
	Design and construct a sidewalk on 30th St from Washington St to Van Buren St.						
Design		-	26,400	-	-	-	26,400
Construction		-	-	163,800	-	-	163,800
<b>Project Total</b>		-	<b>\$26,400</b>	<b>\$163,800</b>	-	-	<b>\$190,200</b>
Capital Construction		-	26,400	163,800	-	-	190,200
<b>Funding Total</b>		-	<b>\$26,400</b>	<b>\$163,800</b>	-	-	<b>\$190,200</b>
<b>ST87750097</b>	<b>NORTON PARK FIGHTBACK AREA III SIDEWALK</b>						
			<b>Function: Street Modernization</b>				<b>District: 3</b>
	Design and construct a sidewalk in Phase III of the Norton Park Fightback Area.						
Design		-	-	41,580	-	-	41,580
Construction		-	-	-	316,800	-	316,800
<b>Project Total</b>		-	-	<b>\$41,580</b>	<b>\$316,800</b>	-	<b>\$358,380</b>
Capital Construction		-	-	41,580	316,800	-	358,380
<b>Funding Total</b>		-	-	<b>\$41,580</b>	<b>\$316,800</b>	-	<b>\$358,380</b>
<b>ST87750098</b>	<b>NORTON PARK FIGHTBACK AREA IV SIDEWALK</b>						
			<b>Function: Street Modernization</b>				<b>District: 3</b>
	Design and construct a sidewalk in Phase IV of the Norton Park Fightback Area.						
Design		-	-	35,280	-	-	35,280
Construction		-	-	-	190,080	-	190,080
<b>Project Total</b>		-	-	<b>\$35,280</b>	<b>\$190,080</b>	-	<b>\$225,360</b>
Capital Construction		-	-	35,280	190,080	-	225,360
<b>Funding Total</b>		-	-	<b>\$35,280</b>	<b>\$190,080</b>	-	<b>\$225,360</b>
<b>ST87750099</b>	<b>NORTON PARK FIGHTBACK AREA V SIDEWALK</b>						
			<b>Function: Street Modernization</b>				<b>District: 3</b>
	Design and construct a sidewalk in Phase V of the Norton Park Fightback Area.						
Design		-	-	-	58,080	-	58,080
Construction		-	-	-	-	300,000	300,000
<b>Project Total</b>		-	-	-	<b>\$58,080</b>	<b>\$300,000</b>	<b>\$358,080</b>
Capital Construction		-	-	-	58,080	300,000	358,080
<b>Funding Total</b>		-	-	-	<b>\$58,080</b>	<b>\$300,000</b>	<b>\$358,080</b>
<b>ST87750100</b>	<b>PICADILLY RD, 63RD DR TO WHITTON SIDEWALK</b>						
			<b>Function: Street Modernization</b>				<b>District: 5</b>
	Design and construct a sidewalk on Picadilly Road from 63rd Drive to Whitton Ave.						
Design		-	-	35,280	-	-	35,280
Construction		-	-	-	264,000	-	264,000
<b>Project Total</b>		-	-	<b>\$35,280</b>	<b>\$264,000</b>	-	<b>\$299,280</b>
Capital Construction		-	-	35,280	264,000	-	299,280
<b>Funding Total</b>		-	-	<b>\$35,280</b>	<b>\$264,000</b>	-	<b>\$299,280</b>



**City of Phoenix, Arizona**  
**2007-2012 Capital Improvement Program**  
**Street Transportation and Drainage**

<b>Project No.</b>	<b>Project Title</b>	<b>2007-08</b>	<b>2008-09</b>	<b>2009-10</b>	<b>2010-11</b>	<b>2011-12</b>	<b>Total</b>
<b>ST87400078</b>	<b>CRACKSEAL LABOR PROGRAM</b>	<b>Function: Street Rehabilitation</b>			<b>District: Citywide</b>		
	Annual Crackseal Labor Program						
Construction		1,100,000	1,100,000	1,100,000	1,100,000	1,100,000	5,500,000
<b>Project Total</b>		<b>\$1,100,000</b>	<b>\$1,100,000</b>	<b>\$1,100,000</b>	<b>\$1,100,000</b>	<b>\$1,100,000</b>	<b>\$5,500,000</b>
Arizona Highway User Revenues		1,100,000	1,100,000	1,100,000	1,100,000	1,100,000	5,500,000
<b>Funding Total</b>		<b>\$1,100,000</b>	<b>\$1,100,000</b>	<b>\$1,100,000</b>	<b>\$1,100,000</b>	<b>\$1,100,000</b>	<b>\$5,500,000</b>
<b>ST87400079</b>	<b>PORTLAND CEMENT CONCRETE REPAIR PROGRAM</b>	<b>Function: Street Rehabilitation</b>			<b>District: Citywide</b>		
	Annual Portland Cement Concrete Repair Program						
Construction		1,400,000	1,400,000	1,400,000	1,400,000	1,400,000	7,000,000
<b>Project Total</b>		<b>\$1,400,000</b>	<b>\$1,400,000</b>	<b>\$1,400,000</b>	<b>\$1,400,000</b>	<b>\$1,400,000</b>	<b>\$7,000,000</b>
Arizona Highway User Revenues		1,400,000	1,400,000	1,400,000	1,400,000	1,400,000	7,000,000
<b>Funding Total</b>		<b>\$1,400,000</b>	<b>\$1,400,000</b>	<b>\$1,400,000</b>	<b>\$1,400,000</b>	<b>\$1,400,000</b>	<b>\$7,000,000</b>
<b>ST87400081</b>	<b>ALLEY DUST PROOFING PROGRAM</b>	<b>Function: Street Rehabilitation</b>			<b>District: Citywide</b>		
	Annual Alley Dust Proofing Program						
Construction		1,705,000	418,000	418,000	418,000	418,000	3,377,000
<b>Project Total</b>		<b>\$1,705,000</b>	<b>\$418,000</b>	<b>\$418,000</b>	<b>\$418,000</b>	<b>\$418,000</b>	<b>\$3,377,000</b>
Federal Aid - Street Transportation		1,287,000	-	-	-	-	1,287,000
Arizona Highway User Revenues		418,000	418,000	418,000	418,000	418,000	2,090,000
<b>Funding Total</b>		<b>\$1,705,000</b>	<b>\$418,000</b>	<b>\$418,000</b>	<b>\$418,000</b>	<b>\$418,000</b>	<b>\$3,377,000</b>
<b>ST87400099</b>	<b>PAVEMENT REHABILITATION PROGRAM</b>	<b>Function: Street Rehabilitation</b>			<b>District: Citywide</b>		
	Rehabilitate pavement as needs are determined.						
Construction		-	314,820	329,670	345,510	-	990,000
<b>Project Total</b>		<b>-</b>	<b>\$314,820</b>	<b>\$329,670</b>	<b>\$345,510</b>	<b>-</b>	<b>\$990,000</b>
2006 Street Improvement and Storm Sewer Bonds		-	314,820	329,670	345,510	-	990,000
<b>Funding Total</b>		<b>-</b>	<b>\$314,820</b>	<b>\$329,670</b>	<b>\$345,510</b>	<b>-</b>	<b>\$990,000</b>
<b>ST87400107</b>	<b>2007 CRACKSEAL LABOR CREW</b>	<b>Function: Street Rehabilitation</b>			<b>District: Citywide</b>		
	Perform Crack Sealing.						
Construction		250,000	-	-	-	-	250,000
<b>Project Total</b>		<b>\$250,000</b>	<b>-</b>	<b>-</b>	<b>-</b>	<b>-</b>	<b>\$250,000</b>
Arizona Highway User Revenues		250,000	-	-	-	-	250,000
<b>Funding Total</b>		<b>\$250,000</b>	<b>-</b>	<b>-</b>	<b>-</b>	<b>-</b>	<b>\$250,000</b>
<b>ST87430000</b>	<b>SIDEWALK RAMPS (ADA)</b>	<b>Function: Street Rehabilitation</b>			<b>District: Citywide</b>		
	Construct sidewalk ramps to comply with the Americans with Disabilities Act.						
Construction		700,000	700,000	700,000	700,000	700,000	3,500,000
<b>Project Total</b>		<b>\$700,000</b>	<b>\$700,000</b>	<b>\$700,000</b>	<b>\$700,000</b>	<b>\$700,000</b>	<b>\$3,500,000</b>
Capital Construction		700,000	700,000	700,000	700,000	700,000	3,500,000
<b>Funding Total</b>		<b>\$700,000</b>	<b>\$700,000</b>	<b>\$700,000</b>	<b>\$700,000</b>	<b>\$700,000</b>	<b>\$3,500,000</b>

**City of Phoenix, Arizona**  
**2007-2012 Capital Improvement Program**  
**Street Transportation and Drainage**

<i>Project No.</i>	<i>Project Title</i>	<i>2007-08</i>	<i>2008-09</i>	<i>2009-10</i>	<i>2010-11</i>	<i>2011-12</i>	<i>Total</i>
<b>ST87440004</b>	<b>DAM PROGRAM</b>						
Construction costs associated with the Dam Program.							
	Construction	75,000	75,000	75,000	75,000	75,000	375,000
	<b>Project Total</b>	<b>\$75,000</b>	<b>\$75,000</b>	<b>\$75,000</b>	<b>\$75,000</b>	<b>\$75,000</b>	<b>\$375,000</b>
	Capital Construction	75,000	75,000	75,000	75,000	75,000	375,000
	<b>Funding Total</b>	<b>\$75,000</b>	<b>\$75,000</b>	<b>\$75,000</b>	<b>\$75,000</b>	<b>\$75,000</b>	<b>\$375,000</b>
<b>ST87440005</b>	<b>GUARD RAIL AND BARRIER CONTRACT</b>						
Construction costs associated with the Guard & Barrier Contract.							
	Construction	205,000	205,000	280,000	280,000	280,000	1,250,000
	<b>Project Total</b>	<b>\$205,000</b>	<b>\$205,000</b>	<b>\$280,000</b>	<b>\$280,000</b>	<b>\$280,000</b>	<b>\$1,250,000</b>
	Capital Construction	205,000	205,000	280,000	280,000	280,000	1,250,000
	<b>Funding Total</b>	<b>\$205,000</b>	<b>\$205,000</b>	<b>\$280,000</b>	<b>\$280,000</b>	<b>\$280,000</b>	<b>\$1,250,000</b>
<b>ST87440012</b>	<b>DUST CONTROL</b>						
Provide dust control for street projects during construction.							
	Construction	1,100,000	1,200,000	1,200,000	1,200,000	1,200,000	5,900,000
	<b>Project Total</b>	<b>\$1,100,000</b>	<b>\$1,200,000</b>	<b>\$1,200,000</b>	<b>\$1,200,000</b>	<b>\$1,200,000</b>	<b>\$5,900,000</b>
	Capital Construction	1,100,000	1,200,000	1,200,000	1,200,000	1,200,000	5,900,000
	<b>Funding Total</b>	<b>\$1,100,000</b>	<b>\$1,200,000</b>	<b>\$1,200,000</b>	<b>\$1,200,000</b>	<b>\$1,200,000</b>	<b>\$5,900,000</b>
<b>ST87440016</b>	<b>DUSTPROOFING ALLEY - DESIGN</b>						
Design projects for the Alley Dust Proofing program.							
	Design	16,500	-	-	-	-	16,500
	<b>Project Total</b>	<b>\$16,500</b>	<b>-</b>	<b>-</b>	<b>-</b>	<b>-</b>	<b>\$16,500</b>
	Capital Construction	16,500	-	-	-	-	16,500
	<b>Funding Total</b>	<b>\$16,500</b>	<b>-</b>	<b>-</b>	<b>-</b>	<b>-</b>	<b>\$16,500</b>
<b>ST87440019</b>	<b>2007 SHOULDER PAVING</b>						
Construct projects in the Shoulder Paving program.							
	Construction	92,000	-	-	-	-	92,000
	<b>Project Total</b>	<b>\$92,000</b>	<b>-</b>	<b>-</b>	<b>-</b>	<b>-</b>	<b>\$92,000</b>
	Capital Construction	92,000	-	-	-	-	92,000
	<b>Funding Total</b>	<b>\$92,000</b>	<b>-</b>	<b>-</b>	<b>-</b>	<b>-</b>	<b>\$92,000</b>
<b>ST87440021</b>	<b>DAM NO. 7 REHABILITATION DESIGN</b>						
Design for the rehabilitation of Dam No. 7.							
	Design	187,500	-	-	-	-	187,500
	<b>Project Total</b>	<b>\$187,500</b>	<b>-</b>	<b>-</b>	<b>-</b>	<b>-</b>	<b>\$187,500</b>
	2006 Street Improvement and Storm Sewer Bonds	187,500	-	-	-	-	187,500
	<b>Funding Total</b>	<b>\$187,500</b>	<b>-</b>	<b>-</b>	<b>-</b>	<b>-</b>	<b>\$187,500</b>





**City of Phoenix, Arizona**  
**2007-2012 Capital Improvement Program**  
**Street Transportation and Drainage**

<b>Project No.</b>	<b>Project Title</b>	<b>2007-08</b>	<b>2008-09</b>	<b>2009-10</b>	<b>2010-11</b>	<b>2011-12</b>	<b>Total</b>
<b>ST89320081</b>	<b>HATCHER, 19TH AVE TO CAVE CREEK UPGRADE</b>	<b>Function: Traffic Calming Improvements</b>				<b>District: 3</b>	
Construct a traffic-calming structure on Hatcher from 19th Ave to Cave Creek Rd.							
Construction		268,285	-	-	-	-	268,285
<b>Project Total</b>		<b>\$268,285</b>	-	-	-	-	<b>\$268,285</b>
Federal Aid - Street Transportation		221,785	-	-	-	-	221,785
Capital Construction		46,500	-	-	-	-	46,500
<b>Funding Total</b>		<b>\$268,285</b>	-	-	-	-	<b>\$268,285</b>
<b>ST89370001</b>	<b>TRAFFIC COUNT STATIONS</b>	<b>Function: Traffic Calming Improvements</b>				<b>District: Citywide</b>	
Construct new traffic count stations.							
Construction		104,000	104,000	104,000	104,000	104,000	520,000
<b>Project Total</b>		<b>\$104,000</b>	<b>\$104,000</b>	<b>\$104,000</b>	<b>\$104,000</b>	<b>\$104,000</b>	<b>\$520,000</b>
Arizona Highway User Revenues		104,000	104,000	104,000	104,000	104,000	520,000
<b>Funding Total</b>		<b>\$104,000</b>	<b>\$104,000</b>	<b>\$104,000</b>	<b>\$104,000</b>	<b>\$104,000</b>	<b>\$520,000</b>
<b>ST89330001</b>	<b>ADOT FREEWAY TRAFFIC SIGNALS</b>	<b>Function: Traffic Signal Improvements</b>				<b>District: Citywide</b>	
Install traffic signals as requested by the Arizona Department of Transportation.							
Construction		200,000	200,000	200,000	200,000	200,000	1,000,000
<b>Project Total</b>		<b>\$200,000</b>	<b>\$200,000</b>	<b>\$200,000</b>	<b>\$200,000</b>	<b>\$200,000</b>	<b>\$1,000,000</b>
State, County and Other Aid - Street Transportation		200,000	200,000	200,000	200,000	200,000	1,000,000
<b>Funding Total</b>		<b>\$200,000</b>	<b>\$200,000</b>	<b>\$200,000</b>	<b>\$200,000</b>	<b>\$200,000</b>	<b>\$1,000,000</b>
<b>ST89330002</b>	<b>WARRANTED TRAFFIC SIGNALS</b>	<b>Function: Traffic Signal Improvements</b>				<b>District: Citywide</b>	
Purchase and install new traffic signals at warranted intersections (eight signals per year).							
Construction		800,000	800,000	800,000	800,000	800,000	4,000,000
<b>Project Total</b>		<b>\$800,000</b>	<b>\$800,000</b>	<b>\$800,000</b>	<b>\$800,000</b>	<b>\$800,000</b>	<b>\$4,000,000</b>
Arizona Highway User Revenues		800,000	800,000	800,000	800,000	800,000	4,000,000
<b>Funding Total</b>		<b>\$800,000</b>	<b>\$800,000</b>	<b>\$800,000</b>	<b>\$800,000</b>	<b>\$800,000</b>	<b>\$4,000,000</b>
<b>ST89330003</b>	<b>MULTI-JURISDICTIONAL SIGNALS</b>	<b>Function: Traffic Signal Improvements</b>				<b>District: Citywide</b>	
Install warranted traffic signals at intersections that are the responsibility of more than one agency.							
Construction		107,000	107,000	107,000	107,000	53,500	481,500
<b>Project Total</b>		<b>\$107,000</b>	<b>\$107,000</b>	<b>\$107,000</b>	<b>\$107,000</b>	<b>\$53,500</b>	<b>\$481,500</b>
State, County and Other Aid - Street Transportation		53,500	53,500	53,500	53,500	-	214,000
Arizona Highway User Revenues		53,500	53,500	53,500	53,500	53,500	267,500
<b>Funding Total</b>		<b>\$107,000</b>	<b>\$107,000</b>	<b>\$107,000</b>	<b>\$107,000</b>	<b>\$53,500</b>	<b>\$481,500</b>
<b>ST89330083</b>	<b>19TH AVE AND VINEYARD SIGNAL</b>	<b>Function: Traffic Signal Improvements</b>				<b>District: 7</b>	
Install a warranted signal at the intersection of 19th Avenue and Vineyard Street.							
Construction		80,000	-	-	-	-	80,000
<b>Project Total</b>		<b>\$80,000</b>	-	-	-	-	<b>\$80,000</b>
Arizona Highway User Revenues		80,000	-	-	-	-	80,000
<b>Funding Total</b>		<b>\$80,000</b>	-	-	-	-	<b>\$80,000</b>

**City of Phoenix, Arizona**  
**2007-2012 Capital Improvement Program**  
**Street Transportation and Drainage**

<b>Project No.</b>	<b>Project Title</b>	<b>2007-08</b>	<b>2008-09</b>	<b>2009-10</b>	<b>2010-11</b>	<b>2011-12</b>	<b>Total</b>
<b>ST89340003</b>	<b>DEVELOPER SIGNALS</b>						
Install new traffic signals.							
Construction		150,000	150,000	150,000	150,000	150,000	750,000
<b>Project Total</b>		<b>\$150,000</b>	<b>\$150,000</b>	<b>\$150,000</b>	<b>\$150,000</b>	<b>\$150,000</b>	<b>\$750,000</b>
State, County and Other Aid - Street Transportation		150,000	150,000	150,000	150,000	150,000	750,000
<b>Funding Total</b>		<b>\$150,000</b>	<b>\$150,000</b>	<b>\$150,000</b>	<b>\$150,000</b>	<b>\$150,000</b>	<b>\$750,000</b>
<b>ST89340004</b>	<b>MISCELLANEOUS SIGNAL MODERNIZATION</b>						
Upgrade traffic signals as required.							
Construction		500,000	800,000	800,000	800,000	800,000	3,700,000
<b>Project Total</b>		<b>\$500,000</b>	<b>\$800,000</b>	<b>\$800,000</b>	<b>\$800,000</b>	<b>\$800,000</b>	<b>\$3,700,000</b>
Arizona Highway User Revenues		500,000	800,000	800,000	800,000	800,000	3,700,000
<b>Funding Total</b>		<b>\$500,000</b>	<b>\$800,000</b>	<b>\$800,000</b>	<b>\$800,000</b>	<b>\$800,000</b>	<b>\$3,700,000</b>
<b>ST89340005</b>	<b>LEFT TURN ARROWS</b>						
Install approximately 45 left turn arrows per year as needs are determined.							
Construction		1,050,000	1,050,000	1,050,000	1,050,000	1,050,000	5,250,000
<b>Project Total</b>		<b>\$1,050,000</b>	<b>\$1,050,000</b>	<b>\$1,050,000</b>	<b>\$1,050,000</b>	<b>\$1,050,000</b>	<b>\$5,250,000</b>
Arizona Highway User Revenues		1,050,000	1,050,000	1,050,000	1,050,000	1,050,000	5,250,000
<b>Funding Total</b>		<b>\$1,050,000</b>	<b>\$1,050,000</b>	<b>\$1,050,000</b>	<b>\$1,050,000</b>	<b>\$1,050,000</b>	<b>\$5,250,000</b>
<b>ST89340006</b>	<b>LOOP DETECTION</b>						
Install additional vehicle detectors to reduce vehicle delay at actuated control signalized intersections.							
Construction		63,000	63,000	63,000	63,000	63,000	315,000
<b>Project Total</b>		<b>\$63,000</b>	<b>\$63,000</b>	<b>\$63,000</b>	<b>\$63,000</b>	<b>\$63,000</b>	<b>\$315,000</b>
Arizona Highway User Revenues		63,000	63,000	63,000	63,000	63,000	315,000
<b>Funding Total</b>		<b>\$63,000</b>	<b>\$63,000</b>	<b>\$63,000</b>	<b>\$63,000</b>	<b>\$63,000</b>	<b>\$315,000</b>
<b>ST89340031</b>	<b>PRE-EMPTION WORK FOR RAILROADS</b>						
Complete pre-emption work on projects requested by railroad companies.							
Construction		7,000	7,000	7,000	7,000	7,000	35,000
<b>Project Total</b>		<b>\$7,000</b>	<b>\$7,000</b>	<b>\$7,000</b>	<b>\$7,000</b>	<b>\$7,000</b>	<b>\$35,000</b>
Arizona Highway User Revenues		7,000	7,000	7,000	7,000	7,000	35,000
<b>Funding Total</b>		<b>\$7,000</b>	<b>\$7,000</b>	<b>\$7,000</b>	<b>\$7,000</b>	<b>\$7,000</b>	<b>\$35,000</b>
<b>ST89340062</b>	<b>TRAFFIC SAFETY PROGRAMS</b>						
Complete projects to promote accident reduction, including installing illuminated street name signs at signalized intersections.							
Construction		1,000,000	1,000,000	1,500,000	1,500,000	1,500,000	6,500,000
<b>Project Total</b>		<b>\$1,000,000</b>	<b>\$1,000,000</b>	<b>\$1,500,000</b>	<b>\$1,500,000</b>	<b>\$1,500,000</b>	<b>\$6,500,000</b>
Capital Construction		1,000,000	1,000,000	1,500,000	1,500,000	1,500,000	6,500,000
<b>Funding Total</b>		<b>\$1,000,000</b>	<b>\$1,000,000</b>	<b>\$1,500,000</b>	<b>\$1,500,000</b>	<b>\$1,500,000</b>	<b>\$6,500,000</b>

**City of Phoenix, Arizona**  
**2007-2012 Capital Improvement Program**  
**Street Transportation and Drainage**

<b>Project No.</b>	<b>Project Title</b>	<b>2007-08</b>	<b>2008-09</b>	<b>2009-10</b>	<b>2010-11</b>	<b>2011-12</b>	<b>Total</b>
<b>ST89340072</b>	<b>TRAFFIC SIGNAL POLES PAINTING PROGRAM</b>						
	Repaint traffic signal poles as needs are identified.						
	Construction	150,000	250,000	250,000	250,000	250,000	1,150,000
	<b>Project Total</b>	<b>\$150,000</b>	<b>\$250,000</b>	<b>\$250,000</b>	<b>\$250,000</b>	<b>\$250,000</b>	<b>\$1,150,000</b>
	Arizona Highway User Revenues	150,000	250,000	250,000	250,000	250,000	1,150,000
	<b>Funding Total</b>	<b>\$150,000</b>	<b>\$250,000</b>	<b>\$250,000</b>	<b>\$250,000</b>	<b>\$250,000</b>	<b>\$1,150,000</b>
<b>ST89340150</b>	<b>CURB PAINTING PROGRAM</b>						
	Repaint curbs as needs are identified.						
	Construction	-	75,000	75,000	75,000	75,000	300,000
	<b>Project Total</b>	<b>-</b>	<b>\$75,000</b>	<b>\$75,000</b>	<b>\$75,000</b>	<b>\$75,000</b>	<b>\$300,000</b>
	Arizona Highway User Revenues	-	75,000	75,000	75,000	75,000	300,000
	<b>Funding Total</b>	<b>-</b>	<b>\$75,000</b>	<b>\$75,000</b>	<b>\$75,000</b>	<b>\$75,000</b>	<b>\$300,000</b>
<b>ST89340152</b>	<b>CROSSWALK PAINTING PROGRAM</b>						
	Repaint crosswalks as needs are identified.						
	Construction	75,000	75,000	75,000	75,000	75,000	375,000
	<b>Project Total</b>	<b>\$75,000</b>	<b>\$75,000</b>	<b>\$75,000</b>	<b>\$75,000</b>	<b>\$75,000</b>	<b>\$375,000</b>
	Arizona Highway User Revenues	75,000	75,000	75,000	75,000	75,000	375,000
	<b>Funding Total</b>	<b>\$75,000</b>	<b>\$75,000</b>	<b>\$75,000</b>	<b>\$75,000</b>	<b>\$75,000</b>	<b>\$375,000</b>
<b>ST89340295</b>	<b>WIRELESS COMMUNICATION</b>						
	Maintenance contract for a wireless communication plan.						
	Construction	13,300	-	-	-	-	13,300
	<b>Project Total</b>	<b>\$13,300</b>	<b>-</b>	<b>-</b>	<b>-</b>	<b>-</b>	<b>\$13,300</b>
	Arizona Highway User Revenues	13,300	-	-	-	-	13,300
	<b>Funding Total</b>	<b>\$13,300</b>	<b>-</b>	<b>-</b>	<b>-</b>	<b>-</b>	<b>\$13,300</b>
<b>ST89340332</b>	<b>REMOVAL OF PAVEMENT MARKINGS</b>						
	Remove pavement markings to accommodate lane additions and subtractions.						
	Construction	150,000	150,000	150,000	150,000	150,000	750,000
	<b>Project Total</b>	<b>\$150,000</b>	<b>\$150,000</b>	<b>\$150,000</b>	<b>\$150,000</b>	<b>\$150,000</b>	<b>\$750,000</b>
	Arizona Highway User Revenues	150,000	150,000	150,000	150,000	150,000	750,000
	<b>Funding Total</b>	<b>\$150,000</b>	<b>\$150,000</b>	<b>\$150,000</b>	<b>\$150,000</b>	<b>\$150,000</b>	<b>\$750,000</b>
<b>ST89340345</b>	<b>CITYWIDE WIRELESS COMMUNICATION EXPANSION</b>						
	Expand the City's wireless network.						
	Estimated full-year ongoing operating costs:	(\$216,000)					
	Equipment	-	-	2,490,000	-	-	2,490,000
	Design	-	134,000	-	-	-	134,000
	Construction	-	-	1,451,000	-	-	1,451,000
	<b>Project Total</b>	<b>-</b>	<b>\$134,000</b>	<b>\$3,941,000</b>	<b>-</b>	<b>-</b>	<b>\$4,075,000</b>
	2006 Street Improvement and Storm Sewer Bonds	-	134,000	3,941,000	-	-	4,075,000
	<b>Funding Total</b>	<b>-</b>	<b>\$134,000</b>	<b>\$3,941,000</b>	<b>-</b>	<b>-</b>	<b>\$4,075,000</b>

**City of Phoenix, Arizona**  
**2007-2012 Capital Improvement Program**  
**Street Transportation and Drainage**

<b>Project No.</b>	<b>Project Title</b>	<b>2007-08</b>	<b>2008-09</b>	<b>2009-10</b>	<b>2010-11</b>	<b>2011-12</b>	<b>Total</b>
<b>ST89340346</b>	<b>CITYWIDE PED SIGNAL INDICATOR CONVERSION</b> Function: Traffic Signal Improvements District: Citywide Convert traffic signal pedestrian indicators from word direction to international symbol direction.						
	Equipment	-	447,000	467,000	-	-	914,000
	Construction	-	456,390	479,160	-	-	935,550
	<b>Project Total</b>	-	<b>\$903,390</b>	<b>\$946,160</b>	-	-	<b>\$1,849,550</b>
	2006 Street Improvement and Storm Sewer Bonds	-	903,390	946,160	-	-	1,849,550
	<b>Funding Total</b>	-	<b>\$903,390</b>	<b>\$946,160</b>	-	-	<b>\$1,849,550</b>
<b>ST89360001</b>	<b>SIGNAL SYSTEM UPGRADE</b> Function: Traffic Signal Improvements District: Citywide Upgrade the citywide traffic signal system.						
	Equipment	686,700	900,000	900,000	900,000	900,000	4,286,700
	<b>Project Total</b>	<b>\$686,700</b>	<b>\$900,000</b>	<b>\$900,000</b>	<b>\$900,000</b>	<b>\$900,000</b>	<b>\$4,286,700</b>
	Arizona Highway User Revenues	686,700	900,000	900,000	900,000	900,000	4,286,700
	<b>Funding Total</b>	<b>\$686,700</b>	<b>\$900,000</b>	<b>\$900,000</b>	<b>\$900,000</b>	<b>\$900,000</b>	<b>\$4,286,700</b>
<b>ST89360003</b>	<b>ITS FIBER OPTIC BACKBONE</b> Function: Traffic Signal Improvements District: Citywide Construct a 50-mile Intelligent Transportation System (ITS) fiber optic backbone to serve traffic-related telecommunication needs.						
	Construction	140,000	-	-	-	-	140,000
	<b>Project Total</b>	<b>\$140,000</b>	-	-	-	-	<b>\$140,000</b>
	Federal Aid - Street Transportation	125,000	-	-	-	-	125,000
	Arizona Highway User Revenues	15,000	-	-	-	-	15,000
	<b>Funding Total</b>	<b>\$140,000</b>	-	-	-	-	<b>\$140,000</b>
<b>ST89360004</b>	<b>PHOENIX REGIONAL ITS PHASE II</b> Function: Traffic Signal Improvements District: Citywide Design Phase II of the Intelligent Transportation System (ITS) fiber optic backbone.						
	Construction	250,000	250,000	250,000	250,000	250,000	1,250,000
	<b>Project Total</b>	<b>\$250,000</b>	<b>\$250,000</b>	<b>\$250,000</b>	<b>\$250,000</b>	<b>\$250,000</b>	<b>\$1,250,000</b>
	Arizona Highway User Revenues	250,000	250,000	250,000	250,000	250,000	1,250,000
	<b>Funding Total</b>	<b>\$250,000</b>	<b>\$250,000</b>	<b>\$250,000</b>	<b>\$250,000</b>	<b>\$250,000</b>	<b>\$1,250,000</b>
<b>ST89360005</b>	<b>FIBER OPTIC BACKBONE</b> Function: Traffic Signal Improvements District: Citywide Construct Phase II of the Intelligent Transportation System (ITS) fiber optic backbone. Estimated full-year ongoing operating costs: \$98,000						
	Construction	-	3,684,000	-	-	-	3,684,000
	<b>Project Total</b>	-	<b>\$3,684,000</b>	-	-	-	<b>\$3,684,000</b>
	2006 Street Improvement and Storm Sewer Bonds	-	3,684,000	-	-	-	3,684,000
	<b>Funding Total</b>	-	<b>\$3,684,000</b>	-	-	-	<b>\$3,684,000</b>
<b>ST89360007</b>	<b>FIBER OPTIC BACKBONE - PHONE CONNECTORS</b> Function: Traffic Signal Improvements District: Citywide Replace phone connectors for the Intelligent Transportation System and the Advance Traffic Maintenance System.						
	Construction	900,600	-	-	-	-	900,600
	<b>Project Total</b>	<b>\$900,600</b>	-	-	-	-	<b>\$900,600</b>
	Federal Aid - Street Transportation	845,600	-	-	-	-	845,600
	Arizona Highway User Revenues	55,000	-	-	-	-	55,000
	<b>Funding Total</b>	<b>\$900,600</b>	-	-	-	-	<b>\$900,600</b>

**City of Phoenix, Arizona**  
**2007-2012 Capital Improvement Program**  
**Street Transportation and Drainage**

<b>Project No.</b>	<b>Project Title</b>	<b>2007-08</b>	<b>2008-09</b>	<b>2009-10</b>	<b>2010-11</b>	<b>2011-12</b>	<b>Total</b>
<b>BIPTS20050</b>	<b>BOND ISSUANCE COSTS</b>						
	Bond issuance costs for Street Improvement G.O. bonds.						
	Other	1,105,875	-	-	-	-	1,105,875
	<b>Project Total</b>	<b>\$1,105,875</b>	<b>-</b>	<b>-</b>	<b>-</b>	<b>-</b>	<b>\$1,105,875</b>
	2001 Street Improvements Bonds	1,105,875	-	-	-	-	1,105,875
	<b>Funding Total</b>	<b>\$1,105,875</b>	<b>-</b>	<b>-</b>	<b>-</b>	<b>-</b>	<b>\$1,105,875</b>
<b>AR6300003</b>	<b>STREETS - PERCENT FOR ART</b>						
	Acquire artwork for street improvements.						
	Construction	-	552,510	27,630	22,440	-	602,580
	<b>Project Total</b>	<b>-</b>	<b>\$552,510</b>	<b>\$27,630</b>	<b>\$22,440</b>	<b>-</b>	<b>\$602,580</b>
	Arizona Highway User Revenues	-	500,000	-	-	-	500,000
	2006 Street Improvement and Storm Sewer Bonds	-	52,510	27,630	22,440	-	102,580
	<b>Funding Total</b>	<b>-</b>	<b>\$552,510</b>	<b>\$27,630</b>	<b>\$22,440</b>	<b>-</b>	<b>\$602,580</b>
<b>AR6300004</b>	<b>CAMELBACK STREETScape - PERCENT FOR ART</b>						
	Extend artist designed Streetscape enhancements on Camelback Rd from Interstate 17 to 28th Ave.						
	Construction	23,100	-	-	-	-	23,100
	<b>Project Total</b>	<b>\$23,100</b>	<b>-</b>	<b>-</b>	<b>-</b>	<b>-</b>	<b>\$23,100</b>
	2001 Street Improvements Bonds	23,100	-	-	-	-	23,100
	<b>Funding Total</b>	<b>\$23,100</b>	<b>-</b>	<b>-</b>	<b>-</b>	<b>-</b>	<b>\$23,100</b>
<b>AR6300006</b>	<b>CORONADO NEIGHBORHOOD STREETScape - PERCENT FOR ART</b>						
	Commission artwork for a street median fence in the Coronado neighborhood.						
	Construction	39,556	-	-	-	-	39,556
	<b>Project Total</b>	<b>\$39,556</b>	<b>-</b>	<b>-</b>	<b>-</b>	<b>-</b>	<b>\$39,556</b>
	Arizona Highway User Revenues	39,556	-	-	-	-	39,556
	<b>Funding Total</b>	<b>\$39,556</b>	<b>-</b>	<b>-</b>	<b>-</b>	<b>-</b>	<b>\$39,556</b>
<b>AR6300008</b>	<b>TRAFFIC IMPROVEMENTS - PERCENT FOR ART</b>						
	Develop public art projects in conjunction with various traffic improvements.						
	Construction	-	14,790	33,330	40,600	-	88,720
	<b>Project Total</b>	<b>-</b>	<b>\$14,790</b>	<b>\$33,330</b>	<b>\$40,600</b>	<b>-</b>	<b>\$88,720</b>
	2006 Street Improvement and Storm Sewer Bonds	-	14,790	33,330	40,600	-	88,720
	<b>Funding Total</b>	<b>-</b>	<b>\$14,790</b>	<b>\$33,330</b>	<b>\$40,600</b>	<b>-</b>	<b>\$88,720</b>
<b>AR6300011</b>	<b>7TH AVENUE STREETScape - PERCENT FOR ART</b>						
	Commission artists to display artworks at three canopied shelters.						
	Construction	40,000	-	-	-	-	40,000
	<b>Project Total</b>	<b>\$40,000</b>	<b>-</b>	<b>-</b>	<b>-</b>	<b>-</b>	<b>\$40,000</b>
	Arizona Highway User Revenues	40,000	-	-	-	-	40,000
	<b>Funding Total</b>	<b>\$40,000</b>	<b>-</b>	<b>-</b>	<b>-</b>	<b>-</b>	<b>\$40,000</b>

**City of Phoenix, Arizona**  
**2007-2012 Capital Improvement Program**  
**Street Transportation and Drainage**

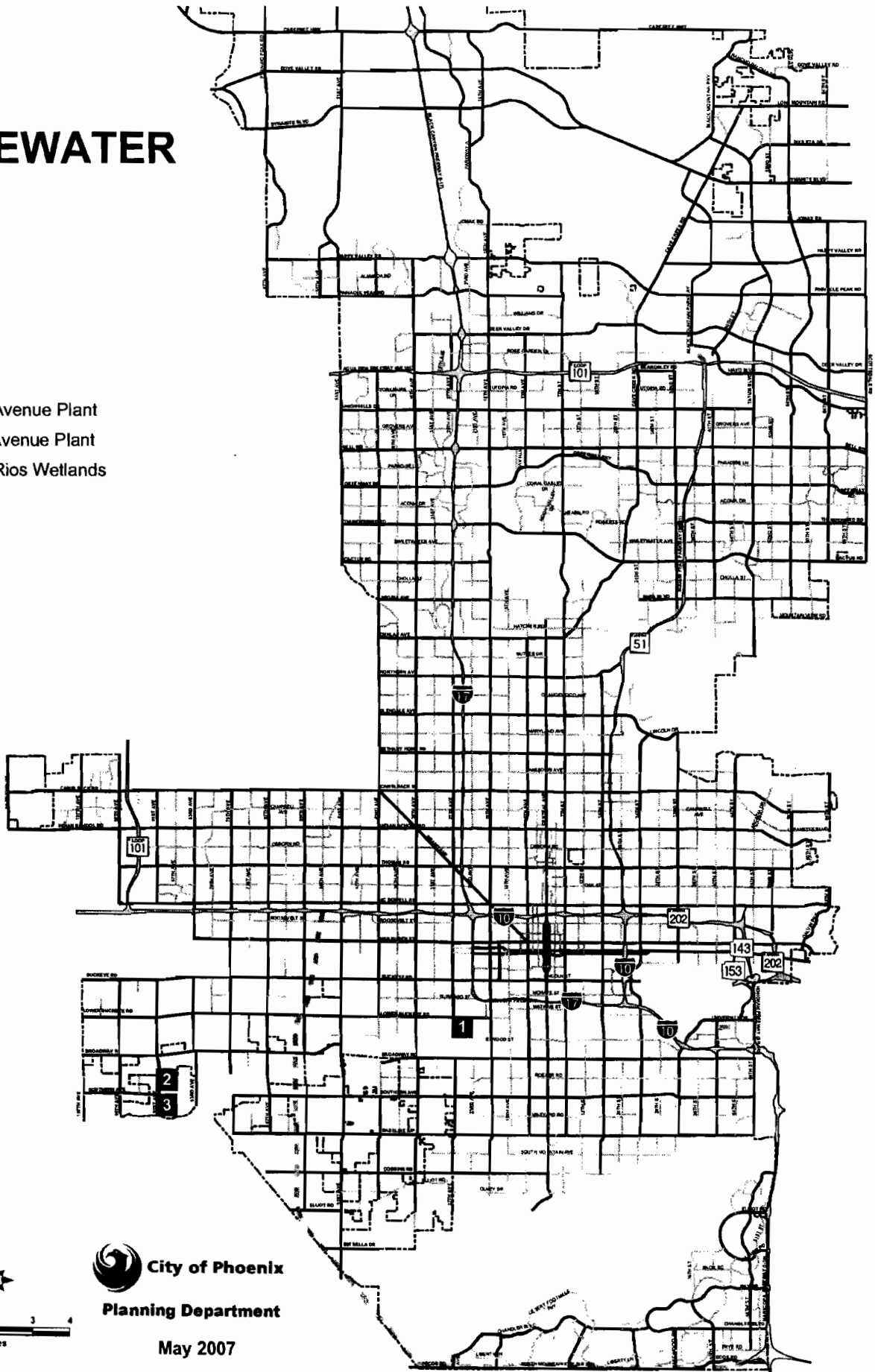
<b>Project No.</b>	<b>Project Title</b>	<b>2007-08</b>	<b>2008-09</b>	<b>2009-10</b>	<b>2010-11</b>	<b>2011-12</b>	<b>Total</b>
<b>AR6300012</b>	<b>19TH AVE AND GREENWAY PEDESTRIAN BRIDGE - Function: Percent for Art</b>						
	<b>PERCENT FOR ART</b>						
	Design a pedestrian crossing for trail users.						
	Construction	470,000	-	-	-	-	470,000
	<b>Project Total</b>	<b>\$470,000</b>	<b>-</b>	<b>-</b>	<b>-</b>	<b>-</b>	<b>\$470,000</b>
	Arizona Highway User Revenues	70,000	-	-	-	-	70,000
	2006 CIC Wastewater Bonds	400,000	-	-	-	-	400,000
	<b>Funding Total</b>	<b>\$470,000</b>	<b>-</b>	<b>-</b>	<b>-</b>	<b>-</b>	<b>\$470,000</b>
<b>AR6300013</b>	<b>ARTERIAL CANAL CROSSING - PERCENT FOR ART Function: Percent for Art</b>						
	Design major street bridges that cross canals.						
	Construction	50,000	-	-	-	-	50,000
	<b>Project Total</b>	<b>\$50,000</b>	<b>-</b>	<b>-</b>	<b>-</b>	<b>-</b>	<b>\$50,000</b>
	Arizona Highway User Revenues	50,000	-	-	-	-	50,000
	<b>Funding Total</b>	<b>\$50,000</b>	<b>-</b>	<b>-</b>	<b>-</b>	<b>-</b>	<b>\$50,000</b>
<b>AR6300014</b>	<b>LIGHT RAIL CORRIDOR - PERCENT FOR ART Function: Percent for Art</b>						
	Create public art projects for Light Rail Corridor.						
	Construction	90,000	-	-	-	-	90,000
	<b>Project Total</b>	<b>\$90,000</b>	<b>-</b>	<b>-</b>	<b>-</b>	<b>-</b>	<b>\$90,000</b>
	Arizona Highway User Revenues	30,000	-	-	-	-	30,000
	2007 CIC Water Bonds	30,000	-	-	-	-	30,000
	2006 CIC Wastewater Bonds	30,000	-	-	-	-	30,000
	<b>Funding Total</b>	<b>\$90,000</b>	<b>-</b>	<b>-</b>	<b>-</b>	<b>-</b>	<b>\$90,000</b>
<b>AR63830001</b>	<b>STORM SEWERS - PERCENT FOR ART Function: Percent for Art</b>						
	Acquire artwork for storm sewer bond projects.						
	Construction	160,540	134,520	140,630	159,960	-	595,650
	<b>Project Total</b>	<b>\$160,540</b>	<b>\$134,520</b>	<b>\$140,630</b>	<b>\$159,960</b>	<b>-</b>	<b>\$595,650</b>
	2006 Street Improvement and Storm Sewer Bonds	160,540	134,520	140,630	159,960	-	595,650
	<b>Funding Total</b>	<b>\$160,540</b>	<b>\$134,520</b>	<b>\$140,630</b>	<b>\$159,960</b>	<b>-</b>	<b>\$595,650</b>
<b>AR63830003</b>	<b>LAVEEN GREEN - PERCENT FOR ART Function: Percent for Art</b>						
	Develop artistic trail enhancements for flood plain improvements in the Laveen area.						
	Equipment	433,782	-	-	-	-	433,782
	<b>Project Total</b>	<b>\$433,782</b>	<b>-</b>	<b>-</b>	<b>-</b>	<b>-</b>	<b>\$433,782</b>
	2001 Storm Sewers Bonds	433,782	-	-	-	-	433,782
	<b>Funding Total</b>	<b>\$433,782</b>	<b>-</b>	<b>-</b>	<b>-</b>	<b>-</b>	<b>\$433,782</b>
<b>AR63850001</b>	<b>OTHER STREETS &amp; TRAFFIC IMPROVEMENTS - PERCENT FOR ART Function: Percent for Art</b>						
	Acquire artwork for street improvement bond projects.						
	Construction	-	89,030	29,310	152,580	-	270,920
	<b>Project Total</b>	<b>-</b>	<b>\$89,030</b>	<b>\$29,310</b>	<b>\$152,580</b>	<b>-</b>	<b>\$270,920</b>
	2006 Street Improvement and Storm Sewer Bonds	-	89,030	29,310	152,580	-	270,920
	<b>Funding Total</b>	<b>-</b>	<b>\$89,030</b>	<b>\$29,310</b>	<b>\$152,580</b>	<b>-</b>	<b>\$270,920</b>

**City of Phoenix, Arizona**  
**2007-2012 Capital Improvement Program**  
**Street Transportation and Drainage**

<b>Project No.</b>	<b>Project Title</b>	<b>2007-08</b>	<b>2008-09</b>	<b>2009-10</b>	<b>2010-11</b>	<b>2011-12</b>	<b>Total</b>
<b>AR63850011</b>	<b>GARFIELD NEIGHBORHOOD ENTRY MARKERS - PERCENT FOR ART</b>						
			Function: Percent for Art			District: 8	
	Develop a neighborhood entry marker for the Garfield community.						
	Pre-design	20,000	-	-	-	-	20,000
	<b>Project Total</b>	<b>\$20,000</b>	-	-	-	-	<b>\$20,000</b>
	Arizona Highway User Revenues	20,000	-	-	-	-	20,000
	<b>Funding Total</b>	<b>\$20,000</b>	-	-	-	-	<b>\$20,000</b>
<b>AR63850012</b>	<b>35TH AVE BRIDGE AT SALT RIVER - PERCENT FOR ART</b>						
			Function: Percent for Art			District: 8	
	Develop bus shelters and streetscape improvements on 35th Ave from Rio Salado to Baseline Rd.						
	Pre-design	249,400	-	-	-	-	249,400
	Construction	145,700	-	-	-	-	145,700
	<b>Project Total</b>	<b>\$395,100</b>	-	-	-	-	<b>\$395,100</b>
	Transit 2000 Initiative Revenue	210,300	-	-	-	-	210,300
	Arizona Highway User Revenues	145,700	-	-	-	-	145,700
	2001 Street Improvements Bonds	39,100	-	-	-	-	39,100
	<b>Funding Total</b>	<b>\$395,100</b>	-	-	-	-	<b>\$395,100</b>
<b>AR63850013</b>	<b>STREET LIGHTING RIO SALADO - PERCENT FOR ART</b>						
			Function: Percent for Art			District: 8	
	Fabricate and install artist-designed streetlights at several streets crossing the Rio Salado.						
	Construction	129,000	-	-	-	-	129,000
	<b>Project Total</b>	<b>\$129,000</b>	-	-	-	-	<b>\$129,000</b>
	Arizona Highway User Revenues	129,000	-	-	-	-	129,000
	<b>Funding Total</b>	<b>\$129,000</b>	-	-	-	-	<b>\$129,000</b>

# WASTEWATER

- 1** 23rd Avenue Plant
- 2** 91st Avenue Plant
- 3** Tres Rios Wetlands



## Wastewater

The Wastewater program totals \$914.2 million and is funded with Wastewater operating revenue, Wastewater non-profit corporation bonds, impact fees and other cities' participation in the 91<sup>st</sup> Avenue Wastewater Treatment Plant Subregional Operating Group (SROG) joint venture.

Major projects planned for the 91<sup>st</sup> Avenue Wastewater Treatment Plant include unified plant expansion, odor control facilities, and instrumentation and process control systems, metering station upgrades, repair and replacement of equipment.

Other major Wastewater projects include the following:

- Construction of a reuse and river restoration project at Tres Rios
- Design and construction of Salt River Outfall and Southern Avenue Interceptor Parallel sewers to meet wastewater system flow demands
- Construction of odor control facilities for the Salt River Outfall and Southern Avenue Interceptor sewers
- Construction of relief sewers citywide
- Process control and instrumentation projects at the 23<sup>rd</sup> Avenue Wastewater Treatment Plant
- Repair and replacement of equipment at the 23<sup>rd</sup> Avenue Wastewater Treatment Plant
- Security improvements at remote facilities
- Sewer lift station improvements and construction of a sewer lift station at 107<sup>th</sup> Avenue and Roeser Road
- Construction of parallel sections of the Broadway Sewer from 32<sup>nd</sup> Street to 51<sup>st</sup> Avenue to provide needed additional capacity
- Rehabilitation of selected sewers of various sizes and materials located throughout the city
- Sewer relocations for light rail

**2007-2012 CAPITAL IMPROVEMENT PROGRAM**

**Wastewater  
Capital Improvement Program Summary**

<b>Project Summary</b>	<b>2007-08</b>	<b>2008-09</b>	<b>2009-10</b>	<b>2010-11</b>	<b>2011-12</b>	<b>Total</b>
23rd Avenue WWTP	\$ 4,814,000	\$ 2,330,000	\$ 1,832,000	\$ 2,965,000	\$ 1,750,000	\$ 13,691,000
91st Avenue WWTP	184,841,224	13,388,300	42,178,300	7,843,300	5,253,300	253,504,424
91st Avenue WWTP Studies	1,784,000	1,500,000	-	50,000	-	3,334,000
Automation	3,000	1,100,000	-	-	-	1,103,000
Lift Stations	8,887,319	8,935,000	53,155,000	2,195,000	2,235,000	75,407,319
Multi-City Sewer Lines	39,749,000	31,124,350	8,913,570	15,023,798	86,968,160	181,778,878
Other	293,900	-	-	-	-	293,900
Phoenix Sewers Lines	108,871,883	46,082,618	46,263,750	51,877,917	62,788,622	315,884,790
Repayments	2,849,431	-	-	2,740,000	-	5,589,431
Tres Rios	22,256,000	5,000,000	-	-	-	27,256,000
Wastewater System Studies	2,894,300	4,569,300	7,094,300	4,839,300	5,219,300	24,616,500
Debt Issuance Costs	8,860,000	-	-	-	-	8,860,000
Percent for Art	2,269,600	300,000	300,000	-	-	2,869,600
<b>Total</b>	<b>\$ 388,373,657</b>	<b>\$ 114,329,568</b>	<b>\$ 159,736,920</b>	<b>\$ 87,534,315</b>	<b>\$ 164,214,382</b>	<b>\$ 914,188,842</b>
<b>Source of Funds</b>						
<b>Operating Funds</b>						
Wastewater Revenues	\$ 45,151,931	\$ 38,719,890	\$ 39,614,452	\$ 56,223,798	\$ 41,976,000	\$ 221,686,071
<b>Bond Funds</b>						
2006 Bonds	\$ 44,360	\$ -	\$ -	\$ -	\$ -	\$ 44,360
Non-profit Corporation Bonds - Wastewater	232,116,690	47,732,055	98,725,668	15,152,037	93,304,448	487,030,898
<b>Total Bond Funds</b>	<b>\$ 232,161,050</b>	<b>\$ 47,732,055</b>	<b>\$ 98,725,668</b>	<b>\$ 15,152,037</b>	<b>\$ 93,304,448</b>	<b>\$ 487,075,258</b>
<b>Other Financing</b>						
Impact Fees	\$ 17,764,579	\$ 6,800,000	\$ -	\$ -	\$ -	\$ 24,564,579
Other Cities' Share in Joint Ventures	93,296,097	21,077,623	21,396,800	16,158,480	28,933,934	180,862,934
<b>Total Other Financing</b>	<b>\$ 111,060,676</b>	<b>\$ 27,877,623</b>	<b>\$ 21,396,800</b>	<b>\$ 16,158,480</b>	<b>\$ 28,933,934</b>	<b>\$ 205,427,513</b>
<b>Total Sources of Funds</b>	<b>\$ 388,373,657</b>	<b>\$ 114,329,568</b>	<b>\$ 159,736,920</b>	<b>\$ 87,534,315</b>	<b>\$ 164,214,382</b>	<b>\$ 914,188,842</b>

**City of Phoenix, Arizona**  
**2007-2012 Capital Improvement Program**  
**Wastewater**

<b>Project No.</b>	<b>Project Title</b>	<b>2007-08</b>	<b>2008-09</b>	<b>2009-10</b>	<b>2010-11</b>	<b>2011-12</b>	<b>Total</b>
<b>WS90200001</b>	<b>23RD AVE WASTEWATER TREATMENT PLANT REPLACEMENT FUND</b>						
			<b>Function: 23rd Avenue WWTP</b>			<b>District: 3</b>	
	Provide for repair and replacement of 23rd Ave Wastewater Treatment Plant equipment.						
	Other	64,000	-	-	-	-	64,000
	Equipment	1,485,000	1,540,000	1,587,000	1,700,000	1,750,000	8,062,000
	<b>Project Total</b>	<b>\$1,549,000</b>	<b>\$1,540,000</b>	<b>\$1,587,000</b>	<b>\$1,700,000</b>	<b>\$1,750,000</b>	<b>\$8,126,000</b>
	Wastewater Revenues	64,000	-	-	-	-	64,000
	Wastewater Replacement - 23rd Avenue WWTP	1,485,000	1,540,000	1,587,000	1,700,000	1,750,000	8,062,000
	<b>Funding Total</b>	<b>\$1,549,000</b>	<b>\$1,540,000</b>	<b>\$1,587,000</b>	<b>\$1,700,000</b>	<b>\$1,750,000</b>	<b>\$8,126,000</b>
<b>WS90200003</b>	<b>23RD AVE WWTP PROCESS CONTROL IMPRVMNT</b>						
			<b>Function: 23rd Avenue WWTP</b>			<b>District: Citywide</b>	
	Complete instrumentation and control improvements for the 23rd Ave WWTP.						
	Other	5,000	-	-	-	-	5,000
	<b>Project Total</b>	<b>\$5,000</b>	<b>-</b>	<b>-</b>	<b>-</b>	<b>-</b>	<b>\$5,000</b>
	Wastewater Revenues	5,000	-	-	-	-	5,000
	<b>Funding Total</b>	<b>\$5,000</b>	<b>-</b>	<b>-</b>	<b>-</b>	<b>-</b>	<b>\$5,000</b>
<b>WS90200023</b>	<b>23RD AVE TOXICITY IDENTIFICATION AND REDUCTION EVALUATION</b>						
			<b>Function: 23rd Avenue WWTP</b>			<b>District: 3</b>	
	Consultant to perform toxicity identification and reduction evaluation.						
	Other	5,000	-	-	-	-	5,000
	Design	100,000	-	-	-	-	100,000
	<b>Project Total</b>	<b>\$105,000</b>	<b>-</b>	<b>-</b>	<b>-</b>	<b>-</b>	<b>\$105,000</b>
	Wastewater Revenues	105,000	-	-	-	-	105,000
	<b>Funding Total</b>	<b>\$105,000</b>	<b>-</b>	<b>-</b>	<b>-</b>	<b>-</b>	<b>\$105,000</b>
<b>WS90200027</b>	<b>OPERABILITY PHASE II/SUPPORT SYSTEMS</b>						
			<b>Function: 23rd Avenue WWTP</b>			<b>District: 3</b>	
	Design and construct Phase II operational improvements to increase plant efficiency.						
	Other	10,000	-	-	-	-	10,000
	Design	200,000	-	-	-	-	200,000
	Construction	2,000,000	-	-	-	-	2,000,000
	<b>Project Total</b>	<b>\$2,210,000</b>	<b>-</b>	<b>-</b>	<b>-</b>	<b>-</b>	<b>\$2,210,000</b>
	Wastewater Revenues	2,210,000	-	-	-	-	2,210,000
	<b>Funding Total</b>	<b>\$2,210,000</b>	<b>-</b>	<b>-</b>	<b>-</b>	<b>-</b>	<b>\$2,210,000</b>
<b>WS90200032</b>	<b>23RD AVE WASTEWATER TREATMENT PLANT-DISTRIBUTED CONTROL SYSTEM</b>						
			<b>Function: 23rd Avenue WWTP</b>			<b>District: 3</b>	
	Replace the Distributed Control System (DCS) at 23rd Ave Wastewater Treatment Plant.						
	Other	33,000	-	-	-	-	33,000
	<b>Project Total</b>	<b>\$33,000</b>	<b>-</b>	<b>-</b>	<b>-</b>	<b>-</b>	<b>\$33,000</b>
	Wastewater Revenues	33,000	-	-	-	-	33,000
	<b>Funding Total</b>	<b>\$33,000</b>	<b>-</b>	<b>-</b>	<b>-</b>	<b>-</b>	<b>\$33,000</b>

**City of Phoenix, Arizona**  
**2007-2012 Capital Improvement Program**  
**Wastewater**

<b>Project No.</b>	<b>Project Title</b>	<b>2007-08</b>	<b>2008-09</b>	<b>2009-10</b>	<b>2010-11</b>	<b>2011-12</b>	<b>Total</b>
<b>WS90200033</b>	<b>23RD AVE WASTEWATER TREATMENT PLANT-3 PHASE DIGESTOR CONVERSION</b>						
	Function: 23rd Avenue WWTP						
	District: 3						
	Complete digester conversion at the 23rd Ave Wastewater Treatment Plant from Phase 2 to Phase 3 digestion.						
Other		10,000	-	-	-	-	10,000
<b>Project Total</b>		<b>\$10,000</b>	<b>-</b>	<b>-</b>	<b>-</b>	<b>-</b>	<b>\$10,000</b>
Wastewater Revenues		10,000	-	-	-	-	10,000
<b>Funding Total</b>		<b>\$10,000</b>	<b>-</b>	<b>-</b>	<b>-</b>	<b>-</b>	<b>\$10,000</b>
<b>WS90200037</b>	<b>INSTRUMENTATION AND CONTROLS INSPECTIONS</b>						
	Function: 23rd Avenue WWTP						
	District: 3						
	Provide inspection for instrumentation and control projects at the 23rd Ave Wastewater Treatment Plant.						
Other		20,000	-	-	-	-	20,000
Design		-	-	-	685,000	-	685,000
<b>Project Total</b>		<b>\$20,000</b>	<b>-</b>	<b>-</b>	<b>\$685,000</b>	<b>-</b>	<b>\$705,000</b>
Wastewater Revenues		20,000	-	-	-	-	20,000
Nonprofit CIC Bonds		-	-	-	685,000	-	685,000
<b>Funding Total</b>		<b>\$20,000</b>	<b>-</b>	<b>-</b>	<b>\$685,000</b>	<b>-</b>	<b>\$705,000</b>
<b>WS90200038</b>	<b>23RD AVE WASTEWATER TREATMENT PLANT - PROCESS CONTROL OPTIMIZATION</b>						
	Function: 23rd Avenue WWTP						
	District: 3						
	Construct improvements to increase efficiency of existing control systems.						
Study		-	550,000	-	580,000	-	1,130,000
Other		11,000	-	-	-	-	11,000
<b>Project Total</b>		<b>\$11,000</b>	<b>\$550,000</b>	<b>-</b>	<b>\$580,000</b>	<b>-</b>	<b>\$1,141,000</b>
Wastewater Revenues		11,000	550,000	-	580,000	-	1,141,000
<b>Funding Total</b>		<b>\$11,000</b>	<b>\$550,000</b>	<b>-</b>	<b>\$580,000</b>	<b>-</b>	<b>\$1,141,000</b>
<b>WS90200041</b>	<b>PROCESS CONTROL NETWORK - 23RD AVE WASTEWATER TREATMENT PLANT</b>						
	Function: 23rd Avenue WWTP						
	District: 3						
	Completion of primary, redundant or diverse telecommunications and data network connectivity at the 23rd Ave Wastewater Treatment Plant.						
Other		11,000	-	-	-	-	11,000
<b>Project Total</b>		<b>\$11,000</b>	<b>-</b>	<b>-</b>	<b>-</b>	<b>-</b>	<b>\$11,000</b>
Wastewater Revenues		11,000	-	-	-	-	11,000
<b>Funding Total</b>		<b>\$11,000</b>	<b>-</b>	<b>-</b>	<b>-</b>	<b>-</b>	<b>\$11,000</b>
<b>WS90200042</b>	<b>23RD AVE VARIABLE FLUID DRIVE REPLACEMENT PROGRAM</b>						
	Function: 23rd Avenue WWTP						
	District: 3						
	Replace Variable Fluid Drives throughout the plant as they reach the end of their mechanical life.						
Other		15,000	-	-	-	-	15,000
Equipment		230,000	240,000	245,000	-	-	715,000
<b>Project Total</b>		<b>\$245,000</b>	<b>\$240,000</b>	<b>\$245,000</b>	<b>-</b>	<b>-</b>	<b>\$730,000</b>
Wastewater Revenues		245,000	240,000	245,000	-	-	730,000
<b>Funding Total</b>		<b>\$245,000</b>	<b>\$240,000</b>	<b>\$245,000</b>	<b>-</b>	<b>-</b>	<b>\$730,000</b>

**City of Phoenix, Arizona**  
**2007-2012 Capital Improvement Program**  
**Wastewater**

<b>Project No.</b>	<b>Project Title</b>	<b>2007-08</b>	<b>2008-09</b>	<b>2009-10</b>	<b>2010-11</b>	<b>2011-12</b>	<b>Total</b>
<b>WS90200046</b>	<b>23RD AVE / CAVE CREEK LOCAL LIMITS PHASE III</b> Function: 23rd Avenue WWTP Local limits study at 23rd Ave WWTP and Cave Creek.						District: Citywide
Other		15,000	-	-	-	-	15,000
Design		600,000	-	-	-	-	600,000
<b>Project Total</b>		<b>\$615,000</b>	<b>-</b>	<b>-</b>	<b>-</b>	<b>-</b>	<b>\$615,000</b>
Wastewater Revenues		615,000	-	-	-	-	615,000
<b>Funding Total</b>		<b>\$615,000</b>	<b>-</b>	<b>-</b>	<b>-</b>	<b>-</b>	<b>\$615,000</b>
<b>WS90100001</b>	<b>91ST AVE REPLACEMENT FUND</b> Function: 91st Avenue WWTP Repair and replace 91st Ave Wastewater Treatment Plant (WWTP) equipment.						District: 7
Equipment		5,000,000	4,000,000	4,000,000	4,000,000	4,000,000	21,000,000
<b>Project Total</b>		<b>\$5,000,000</b>	<b>\$4,000,000</b>	<b>\$4,000,000</b>	<b>\$4,000,000</b>	<b>\$4,000,000</b>	<b>\$21,000,000</b>
SROG Replacement Fund		5,000,000	4,000,000	4,000,000	4,000,000	4,000,000	21,000,000
<b>Funding Total</b>		<b>\$5,000,000</b>	<b>\$4,000,000</b>	<b>\$4,000,000</b>	<b>\$4,000,000</b>	<b>\$4,000,000</b>	<b>\$21,000,000</b>
<b>WS90100021</b>	<b>91ST AVE TRE / TIE PROGRAM</b> Function: 91st Avenue WWTP Evaluate toxicity reduction for the 91st Ave Wastewater Treatment Plant.						District: 7
Design		100,000	-	-	-	-	100,000
<b>Project Total</b>		<b>\$100,000</b>	<b>-</b>	<b>-</b>	<b>-</b>	<b>-</b>	<b>\$100,000</b>
Wastewater Revenues		54,200	-	-	-	-	54,200
SROG - Other Cities Participation		45,800	-	-	-	-	45,800
<b>Funding Total</b>		<b>\$100,000</b>	<b>-</b>	<b>-</b>	<b>-</b>	<b>-</b>	<b>\$100,000</b>
<b>WS90100038</b>	<b>91ST AVE WASTEWATER TREATMENT PLANT - ODOR FACILITIES PHASE II</b> Function: 91st Avenue WWTP Install scrubbers and primary basin covers for Plants 1, 2, and 3. Estimated full-year ongoing operating costs: \$820,000						District: 7
Design		-	3,000,000	3,000,000	-	-	6,000,000
Construction		-	-	34,000,000	-	-	34,000,000
<b>Project Total</b>		<b>-</b>	<b>\$3,000,000</b>	<b>\$37,000,000</b>	<b>-</b>	<b>-</b>	<b>\$40,000,000</b>
SROG - Other Cities Participation		-	1,306,800	16,117,200	-	-	17,424,000
Nonprofit CIC Bonds		-	-	20,882,800	-	-	20,882,800
2008 CIC Wastewater Bonds		-	1,693,200	-	-	-	1,693,200
<b>Funding Total</b>		<b>-</b>	<b>\$3,000,000</b>	<b>\$37,000,000</b>	<b>-</b>	<b>-</b>	<b>\$40,000,000</b>
<b>WS90100051</b>	<b>INSTRUMENTATION AND CONTROLS INSPECTION</b> Function: 91st Avenue WWTP Provide inspection services for instrumentation and controls projects.						District: 7
Other		18,000	-	-	-	-	18,000
Design		-	2,000,000	-	2,000,000	-	4,000,000
<b>Project Total</b>		<b>\$18,000</b>	<b>\$2,000,000</b>	<b>-</b>	<b>\$2,000,000</b>	<b>-</b>	<b>\$4,018,000</b>
Wastewater Revenues		10,159	1,128,800	-	1,128,800	-	2,267,759
SROG - Other Cities Participation		7,841	871,200	-	871,200	-	1,750,241
<b>Funding Total</b>		<b>\$18,000</b>	<b>\$2,000,000</b>	<b>-</b>	<b>\$2,000,000</b>	<b>-</b>	<b>\$4,018,000</b>

**City of Phoenix, Arizona**  
**2007-2012 Capital Improvement Program**  
**Wastewater**

<b>Project No.</b>	<b>Project Title</b>	<b>2007-08</b>	<b>2008-09</b>	<b>2009-10</b>	<b>2010-11</b>	<b>2011-12</b>	<b>Total</b>
<b>WS90100056</b>	<b>UNIFIED PLANT 01</b>						
	Function: 91st Avenue WWTP						
	District: 7						
	Provide for legal expenses to complete construction of Unified Plant (UP01) expansion						
Other		156,000	-	-	-	-	156,000
Construction		2,000,000	-	-	-	-	2,000,000
<b>Project Total</b>		<b>\$2,156,000</b>	-	-	-	-	<b>\$2,156,000</b>
Wastewater Revenues		926,864	-	-	-	-	926,864
SROG - Other Cities Participation		1,229,136	-	-	-	-	1,229,136
<b>Funding Total</b>		<b>\$2,156,000</b>	-	-	-	-	<b>\$2,156,000</b>
<b>WS90100057</b>	<b>91ST AVE WASTEWATER TREATMENT PLANT - UNIFIED PLANT 05 EXPANSION</b>						
	Function: 91st Avenue WWTP						
	District: 7						
	Design and construct 91st Ave Wastewater Treatment Plant - Unified Plant (UP05) Expansion.						
	Estimated full-year ongoing operating costs:	\$780,000					
Other		209,000	-	-	-	-	209,000
Design		13,000,000	-	-	-	-	13,000,000
Construction		159,310,758	-	-	-	-	159,310,758
<b>Project Total</b>		<b>\$172,519,758</b>	-	-	-	-	<b>\$172,519,758</b>
SROG - Other Cities Participation		58,397,938	-	-	-	-	58,397,938
Impact Fee - Deer Valley 1, Wastewater		1,003,166	-	-	-	-	1,003,166
2008 CIC Wastewater Bonds		102,733,104	-	-	-	-	102,733,104
2006 CIC Wastewater Bonds		10,385,550	-	-	-	-	10,385,550
<b>Funding Total</b>		<b>\$172,519,758</b>	-	-	-	-	<b>\$172,519,758</b>
<b>WS90100059</b>	<b>POWER LINE RELOCATION</b>						
	Function: 91st Avenue WWTP						
	District: 7						
	Design and relocate 500 kilovolt by SRP in advance of UP05 and future expansions.						
Other		32,000	-	-	-	-	32,000
Design		350,000	-	-	-	-	350,000
Construction		-	3,300,000	-	-	-	3,300,000
<b>Project Total</b>		<b>\$382,000</b>	<b>\$3,300,000</b>	-	-	-	<b>\$3,682,000</b>
Wastewater Revenues		215,601	1,862,520	-	-	-	2,078,121
SROG - Other Cities Participation		166,399	1,437,480	-	-	-	1,603,879
<b>Funding Total</b>		<b>\$382,000</b>	<b>\$3,300,000</b>	-	-	-	<b>\$3,682,000</b>
<b>WS90100061</b>	<b>PROCESS CONTROL OPTIMIZATION</b>						
	Function: 91st Avenue WWTP						
	District: 7						
	Increase efficiency of existing control systems.						
Study		1,550,000	550,000	565,000	580,000	600,000	3,845,000
Other		25,000	-	-	-	-	25,000
<b>Project Total</b>		<b>\$1,575,000</b>	<b>\$550,000</b>	<b>\$565,000</b>	<b>\$580,000</b>	<b>\$600,000</b>	<b>\$3,870,000</b>
Wastewater Revenues		888,930	310,420	318,886	327,352	338,640	2,184,228
SROG - Other Cities Participation		686,070	239,580	246,114	252,648	261,360	1,685,772
<b>Funding Total</b>		<b>\$1,575,000</b>	<b>\$550,000</b>	<b>\$565,000</b>	<b>\$580,000</b>	<b>\$600,000</b>	<b>\$3,870,000</b>
<b>WS90100062</b>	<b>SUBREGIONAL OPERATING GROUP JOINT EXECUTIVE POWER AGREEMENT REPORTING</b>						
	Function: 91st Avenue WWTP						
	District: 7						
	Costs associated with the Subregional Operating Group - Joint Executive Power Agreement reporting.						
Design		515,000	535,000	610,000	1,260,000	650,000	3,570,000
<b>Project Total</b>		<b>\$515,000</b>	<b>\$535,000</b>	<b>\$610,000</b>	<b>\$1,260,000</b>	<b>\$650,000</b>	<b>\$3,570,000</b>
Wastewater Revenues		103,000	107,000	122,000	252,000	130,000	714,000
SROG - Other Cities Participation		412,000	428,000	488,000	1,008,000	520,000	2,856,000
<b>Funding Total</b>		<b>\$515,000</b>	<b>\$535,000</b>	<b>\$610,000</b>	<b>\$1,260,000</b>	<b>\$650,000</b>	<b>\$3,570,000</b>

**City of Phoenix, Arizona**  
**2007-2012 Capital Improvement Program**  
**Wastewater**

<b>Project No.</b>	<b>Project Title</b>	<b>2007-08</b>	<b>2008-09</b>	<b>2009-10</b>	<b>2010-11</b>	<b>2011-12</b>	<b>Total</b>
<b>WS90100063</b>	<b>INSTRUMENTATION AND CONTROL INSPECTION- UP05 PLANT EXPANSION</b>						
	Function: 91st Avenue WWTP						
	District: 7						
	Inspect and test instrumentation and control facilities for Unified Plant 05 construction.						
Other		16,000	-	-	-	-	16,000
Design		1,490,000	-	-	-	-	1,490,000
<b>Project Total</b>		<b>\$1,506,000</b>	<b>-</b>	<b>-</b>	<b>-</b>	<b>-</b>	<b>\$1,506,000</b>
Wastewater Revenues		849,986	-	-	-	-	849,986
SROG - Other Cities Participation		656,014	-	-	-	-	656,014
<b>Funding Total</b>		<b>\$1,506,000</b>	<b>-</b>	<b>-</b>	<b>-</b>	<b>-</b>	<b>\$1,506,000</b>
<b>WS90100065</b>	<b>91ST AVE WASTEWATER TREATMENT PLANT - PROCESS CONTROL UPGRADES</b>						
	Function: 91st Avenue WWTP						
	District: 7						
	Complete process control upgrades.						
Other		2,000	-	-	-	-	2,000
<b>Project Total</b>		<b>\$2,000</b>	<b>-</b>	<b>-</b>	<b>-</b>	<b>-</b>	<b>\$2,000</b>
Wastewater Revenues		1,129	-	-	-	-	1,129
SROG - Other Cities Participation		871	-	-	-	-	871
<b>Funding Total</b>		<b>\$2,000</b>	<b>-</b>	<b>-</b>	<b>-</b>	<b>-</b>	<b>\$2,000</b>
<b>WS90100067</b>	<b>PROCESS CONTROL NETWORK IMPLEMENTATION AT 91ST AVE WASTEWATER TREATMENT PLANT</b>						
	Function: 91st Avenue WWTP						
	District: 7						
	Install primary, redundant, or diverse telecommunications and data network connectivity at 91st Ave Wastewater Treatment Plant.						
Other		17,000	-	-	-	-	17,000
<b>Project Total</b>		<b>\$17,000</b>	<b>-</b>	<b>-</b>	<b>-</b>	<b>-</b>	<b>\$17,000</b>
Wastewater Revenues		11,245	-	-	-	-	11,245
SROG - Other Cities Participation		5,755	-	-	-	-	5,755
<b>Funding Total</b>		<b>\$17,000</b>	<b>-</b>	<b>-</b>	<b>-</b>	<b>-</b>	<b>\$17,000</b>
<b>WS90100069</b>	<b>91ST AVE SUPPORT SYSTEMS UPGRADE PHASE 1</b>						
	Function: 91st Avenue WWTP						
	District: 7						
	Complete phase one of support system upgrades.						
Other		10,000	-	-	-	-	10,000
<b>Project Total</b>		<b>\$10,000</b>	<b>-</b>	<b>-</b>	<b>-</b>	<b>-</b>	<b>\$10,000</b>
Wastewater Revenues		5,420	-	-	-	-	5,420
SROG - Other Cities Participation		4,580	-	-	-	-	4,580
<b>Funding Total</b>		<b>\$10,000</b>	<b>-</b>	<b>-</b>	<b>-</b>	<b>-</b>	<b>\$10,000</b>
<b>WS90100071</b>	<b>UNIFIED PLANT 01 COMPLETION PROJECT</b>						
	Function: 91st Avenue WWTP						
	District: 7						
	Complete the Unified Plant 01 expansion.						
	Estimated full-year ongoing operating costs:	\$80,000					
Other		758,166	-	-	-	-	758,166
Design		245,000	-	-	-	-	245,000
<b>Project Total</b>		<b>\$1,003,166</b>	<b>-</b>	<b>-</b>	<b>-</b>	<b>-</b>	<b>\$1,003,166</b>
SROG - Other Cities Participation		571,905	-	-	-	-	571,905
Impact Fee - Ahwatukee, East - WW		431,261	-	-	-	-	431,261
<b>Funding Total</b>		<b>\$1,003,166</b>	<b>-</b>	<b>-</b>	<b>-</b>	<b>-</b>	<b>\$1,003,166</b>

**City of Phoenix, Arizona**  
**2007-2012 Capital Improvement Program**  
**Wastewater**

<b>Project No.</b>	<b>Project Title</b>	<b>2007-08</b>	<b>2008-09</b>	<b>2009-10</b>	<b>2010-11</b>	<b>2011-12</b>	<b>Total</b>
<b>WS90100072</b>	<b>AS-BUILT CHARGES FOR SROG PROJECTS</b>						
		<b>Function: 91st Avenue WWTP</b>				<b>District: 7</b>	
	Charges from Technical Support Division for as-built processing fees for Wastewater SROG projects that have been closed.						
Other		3,300	3,300	3,300	3,300	3,300	16,500
	<b>Project Total</b>	<b>\$3,300</b>	<b>\$3,300</b>	<b>\$3,300</b>	<b>\$3,300</b>	<b>\$3,300</b>	<b>\$16,500</b>
Wastewater Revenues		3,300	3,300	3,300	3,300	3,300	16,500
	<b>Funding Total</b>	<b>\$3,300</b>	<b>\$3,300</b>	<b>\$3,300</b>	<b>\$3,300</b>	<b>\$3,300</b>	<b>\$16,500</b>
<b>WS90100073</b>	<b>91ST AVE WASTEWATER TREATMENT PLANT SECURITY IMPROVEMENTS</b>						
		<b>Function: 91st Avenue WWTP</b>				<b>District: 7</b>	
	Complete security related improvements at the 91st Ave Wastewater Treatment Plant.						
	Estimated full-year ongoing operating costs: \$90,000						
Other		34,000	-	-	-	-	34,000
	<b>Project Total</b>	<b>\$34,000</b>	<b>-</b>	<b>-</b>	<b>-</b>	<b>-</b>	<b>\$34,000</b>
Wastewater Revenues		6,800	-	-	-	-	6,800
SROG - Other Cities Participation		27,200	-	-	-	-	27,200
	<b>Funding Total</b>	<b>\$34,000</b>	<b>-</b>	<b>-</b>	<b>-</b>	<b>-</b>	<b>\$34,000</b>
<b>WS90120004</b>	<b>SPECIAL COMMITTEE STUDIES</b>						
		<b>Function: 91st Avenue WWTP Studies</b>				<b>District: 7</b>	
	Provide for studies for the neighborhoods west of the 91st Ave Wastewater Treatment Plant.						
Design		400,000	600,000	-	-	-	1,000,000
	<b>Project Total</b>	<b>\$400,000</b>	<b>\$600,000</b>	<b>-</b>	<b>-</b>	<b>-</b>	<b>\$1,000,000</b>
SROG - Brogdon Settlement		400,000	600,000	-	-	-	1,000,000
	<b>Funding Total</b>	<b>\$400,000</b>	<b>\$600,000</b>	<b>-</b>	<b>-</b>	<b>-</b>	<b>\$1,000,000</b>
<b>WS90120027</b>	<b>SALINITY RESEARCH AND IMPROVEMENTS PILOT</b>						
		<b>Function: 91st Avenue WWTP Studies</b>				<b>District: Citywide</b>	
	Conduct salinity pilot study and related improvements.						
Other		33,000	-	-	-	-	33,000
Design		500,000	-	-	-	-	500,000
	<b>Project Total</b>	<b>\$533,000</b>	<b>-</b>	<b>-</b>	<b>-</b>	<b>-</b>	<b>\$533,000</b>
Wastewater Revenues		300,825	-	-	-	-	300,825
SROG - Other Cities Participation		232,175	-	-	-	-	232,175
	<b>Funding Total</b>	<b>\$533,000</b>	<b>-</b>	<b>-</b>	<b>-</b>	<b>-</b>	<b>\$533,000</b>
<b>WS90120030</b>	<b>LOCAL LIMITS STUDY AND REPORT</b>						
		<b>Function: 91st Avenue WWTP Studies</b>				<b>District: Citywide</b>	
	Conduct Local Limits Study for future NPDES permit.						
Design		745,000	-	-	-	-	745,000
	<b>Project Total</b>	<b>\$745,000</b>	<b>-</b>	<b>-</b>	<b>-</b>	<b>-</b>	<b>\$745,000</b>
Wastewater Revenues		420,478	-	-	-	-	420,478
SROG - Other Cities Participation		324,522	-	-	-	-	324,522
	<b>Funding Total</b>	<b>\$745,000</b>	<b>-</b>	<b>-</b>	<b>-</b>	<b>-</b>	<b>\$745,000</b>
<b>WS90120031</b>	<b>CONCENTRATE MANAGEMENT ALTERNATIVES VIABILITY</b>						
		<b>Function: 91st Avenue WWTP Studies</b>				<b>District: Citywide</b>	
	Expand the Central Arizona Salinity Study (CASS) to include Concentrate Management issues.						
Other		26,000	-	-	-	-	26,000
Design		80,000	-	-	50,000	-	130,000
	<b>Project Total</b>	<b>\$106,000</b>	<b>-</b>	<b>-</b>	<b>\$50,000</b>	<b>-</b>	<b>\$156,000</b>
Wastewater Revenues		82,913	-	-	39,110	-	122,023
SROG - Other Cities Participation		23,087	-	-	10,890	-	33,977
	<b>Funding Total</b>	<b>\$106,000</b>	<b>-</b>	<b>-</b>	<b>\$50,000</b>	<b>-</b>	<b>\$156,000</b>

**City of Phoenix, Arizona**  
**2007-2012 Capital Improvement Program**  
**Wastewater**

<b>Project No.</b>	<b>Project Title</b>	<b>2007-08</b>	<b>2008-09</b>	<b>2009-10</b>	<b>2010-11</b>	<b>2011-12</b>	<b>Total</b>
<b>WS90120033</b>	<b>91ST AVE WASTEWATER TREATMENT PLANT UP10 FLOW AND LOADING PROJECTIONS</b>						
	Function: 91st Avenue WWTP Studies						
	District: Citywide						
	Study the 91st Ave Wastewater Treatment Plant (UP10) Flow and Loading.						
Study		-	900,000	-	-	-	900,000
<b>Project Total</b>		-	<b>\$900,000</b>	-	-	-	<b>\$900,000</b>
Wastewater Development Occupational Fee		-	180,000	-	-	-	180,000
SROG - Other Cities Participation		-	720,000	-	-	-	720,000
<b>Funding Total</b>		-	<b>\$900,000</b>	-	-	-	<b>\$900,000</b>
<b>WS90660003</b>	<b>EOMM CONTENT UPDATE&amp;USER TRAINING</b>						
	Function: Automation						
	District: Citywide						
	Prepare Electronic Operations & Maintenance Manuals (EOMM) and training in the Information Access System (IAS)						
Other		3,000	-	-	-	-	3,000
<b>Project Total</b>		<b>\$3,000</b>	-	-	-	-	<b>\$3,000</b>
Wastewater Revenues		3,000	-	-	-	-	3,000
<b>Funding Total</b>		<b>\$3,000</b>	-	-	-	-	<b>\$3,000</b>
<b>WS90660004</b>	<b>CSD MOBILE FIELD WORK ORDER SYSTEM WW</b>						
	Function: Automation						
	District: Citywide						
	Develop mobile wireless field work order system to interface with the CIS mobile work management system.						
Equipment		-	1,100,000	-	-	-	1,100,000
<b>Project Total</b>		-	<b>\$1,100,000</b>	-	-	-	<b>\$1,100,000</b>
2008 CIC Wastewater Bonds		-	1,100,000	-	-	-	1,100,000
<b>Funding Total</b>		-	<b>\$1,100,000</b>	-	-	-	<b>\$1,100,000</b>
<b>WS90450001</b>	<b>REMODEL AND RELOCATE</b>						
	Function: Buildings						
	District: 8						
	Relocate staff from City Hall to another downtown location.						
Construction		293,900	-	-	-	-	293,900
<b>Project Total</b>		<b>\$293,900</b>	-	-	-	-	<b>\$293,900</b>
2006 CIC Wastewater Bonds		293,900	-	-	-	-	293,900
<b>Funding Total</b>		<b>\$293,900</b>	-	-	-	-	<b>\$293,900</b>
<b>WS90400018</b>	<b>LIFT STATION EXPANSIONS</b>						
	Function: Lift Stations						
	District: 7						
	Construct lift station expansions.						
Other		12,000	-	-	-	-	12,000
Construction		935,000	935,000	935,000	935,000	935,000	4,675,000
<b>Project Total</b>		<b>\$947,000</b>	<b>\$935,000</b>	<b>\$935,000</b>	<b>\$935,000</b>	<b>\$935,000</b>	<b>\$4,687,000</b>
Wastewater Development Occupational Fee		947,000	935,000	935,000	935,000	935,000	4,687,000
<b>Funding Total</b>		<b>\$947,000</b>	<b>\$935,000</b>	<b>\$935,000</b>	<b>\$935,000</b>	<b>\$935,000</b>	<b>\$4,687,000</b>
<b>WS90400019</b>	<b>LIFT STATION - 107TH AVE AND ROESER</b>						
	Function: Lift Stations						
	District: 7						
	Acquire land, design and construct a lift station at 107th Ave and Roeser Road.						
Other		415,319	-	-	-	-	415,319
Land Acquisition		1,000,000	-	-	-	-	1,000,000
Design		-	6,000,000	4,000,000	-	-	10,000,000
Construction		-	-	47,000,000	-	-	47,000,000
<b>Project Total</b>		<b>\$1,415,319</b>	<b>\$6,000,000</b>	<b>\$51,000,000</b>	-	-	<b>\$58,415,319</b>
Impact Fee - Estrella, South -WW		415,319	6,000,000	-	-	-	6,415,319
2008 CIC Wastewater Bonds		-	-	51,000,000	-	-	51,000,000
2006 CIC Wastewater Bonds		1,000,000	-	-	-	-	1,000,000
<b>Funding Total</b>		<b>\$1,415,319</b>	<b>\$6,000,000</b>	<b>\$51,000,000</b>	-	-	<b>\$58,415,319</b>

**City of Phoenix, Arizona**  
**2007-2012 Capital Improvement Program**  
**Wastewater**

<b>Project No.</b>	<b>Project Title</b>	<b>2007-08</b>	<b>2008-09</b>	<b>2009-10</b>	<b>2010-11</b>	<b>2011-12</b>	<b>Total</b>
<b>WS90400022</b>	<b>LIFT STATION 51 STRUCTURAL REPAIRS</b>						
	Repair lift station at Union Hills and Tatum Boulevard.						
	Other	56,000	-	-	-	-	56,000
	Construction	1,450,000	-	-	-	-	1,450,000
	<b>Project Total</b>	<b>\$1,506,000</b>	<b>-</b>	<b>-</b>	<b>-</b>	<b>-</b>	<b>\$1,506,000</b>
	2006 CIC Wastewater Bonds	1,506,000	-	-	-	-	1,506,000
	<b>Funding Total</b>	<b>\$1,506,000</b>	<b>-</b>	<b>-</b>	<b>-</b>	<b>-</b>	<b>\$1,506,000</b>
<b>WS90400023</b>	<b>LIFT STATION REPLACEMENT</b>						
	Repair and replacement of sewer lift stations.						
	Other	52,000	-	-	-	-	52,000
	Construction	800,000	1,200,000	1,220,000	1,260,000	1,300,000	5,780,000
	<b>Project Total</b>	<b>\$852,000</b>	<b>\$1,200,000</b>	<b>\$1,220,000</b>	<b>\$1,260,000</b>	<b>\$1,300,000</b>	<b>\$5,832,000</b>
	Wastewater Revenues	852,000	1,200,000	-	1,260,000	1,300,000	4,612,000
	Nonprofit CIC Bonds	-	-	1,220,000	-	-	1,220,000
	<b>Funding Total</b>	<b>\$852,000</b>	<b>\$1,200,000</b>	<b>\$1,220,000</b>	<b>\$1,260,000</b>	<b>\$1,300,000</b>	<b>\$5,832,000</b>
<b>WS90400025</b>	<b>SCADA UPGRADES FOR WASTEWATER COLLECTION</b>						
	Upgrade the Wastewater Supervisory Control and Data Acquisition (SCADA) system for the collection system.						
	Other	28,000	-	-	-	-	28,000
	Construction	3,545,000	-	-	-	-	3,545,000
	<b>Project Total</b>	<b>\$3,573,000</b>	<b>-</b>	<b>-</b>	<b>-</b>	<b>-</b>	<b>\$3,573,000</b>
	2006 CIC Wastewater Bonds	3,573,000	-	-	-	-	3,573,000
	<b>Funding Total</b>	<b>\$3,573,000</b>	<b>-</b>	<b>-</b>	<b>-</b>	<b>-</b>	<b>\$3,573,000</b>
<b>WS90400026</b>	<b>RCEP - WASTEWATER REMOTE FACILITIES</b>						
	Evaluate regulatory compliance for Excellence Program (RCEP) Wastewater Remote Facilities						
	Other	17,000	-	-	-	-	17,000
	<b>Project Total</b>	<b>\$17,000</b>	<b>-</b>	<b>-</b>	<b>-</b>	<b>-</b>	<b>\$17,000</b>
	Wastewater Revenues	17,000	-	-	-	-	17,000
	<b>Funding Total</b>	<b>\$17,000</b>	<b>-</b>	<b>-</b>	<b>-</b>	<b>-</b>	<b>\$17,000</b>
<b>WS90400027</b>	<b>LIFT STATION #63 ABANDONMENT</b>						
	Complete gravity sewer Lift Station #63 abandonment.						
	Other	12,000	-	-	-	-	12,000
	<b>Project Total</b>	<b>\$12,000</b>	<b>-</b>	<b>-</b>	<b>-</b>	<b>-</b>	<b>\$12,000</b>
	Wastewater Revenues	12,000	-	-	-	-	12,000
	<b>Funding Total</b>	<b>\$12,000</b>	<b>-</b>	<b>-</b>	<b>-</b>	<b>-</b>	<b>\$12,000</b>
<b>WS90400028</b>	<b>75TH AVE/SOUTHERN LIFT STATION</b>						
	Construct additional capacity for the 75th Ave and Southern Lift Station.						
	Other	11,000	-	-	-	-	11,000
	Design	200,000	-	-	-	-	200,000
	Construction	-	800,000	-	-	-	800,000
	<b>Project Total</b>	<b>\$211,000</b>	<b>\$800,000</b>	<b>-</b>	<b>-</b>	<b>-</b>	<b>\$1,011,000</b>
	Impact Fee - Laveen, Wastewater	211,000	800,000	-	-	-	1,011,000
	<b>Funding Total</b>	<b>\$211,000</b>	<b>\$800,000</b>	<b>-</b>	<b>-</b>	<b>-</b>	<b>\$1,011,000</b>

**City of Phoenix, Arizona**  
**2007-2012 Capital Improvement Program**  
**Wastewater**

<b>Project No.</b>	<b>Project Title</b>	<b>2007-08</b>	<b>2008-09</b>	<b>2009-10</b>	<b>2010-11</b>	<b>2011-12</b>	<b>Total</b>
<b>WS90400029</b>	<b>DYNAMITE MOUNTAIN RANCH LIFT STATION 65</b>						
	Function: Lift Stations						
	District: 2						
	Provide for inspection services for construction of the Dynamite Mountain Ranch lift station and force main.						
	Estimated full-year ongoing operating costs:	\$60,000					
Other		20,000	-	-	-	-	20,000
<b>Project Total</b>		<b>\$20,000</b>	-	-	-	-	<b>\$20,000</b>
Wastewater Revenues		20,000	-	-	-	-	20,000
<b>Funding Total</b>		<b>\$20,000</b>	-	-	-	-	<b>\$20,000</b>
<b>WS90400030</b>	<b>COMPREHENSIVE LIFT STATION ODOR CONTROL STUDY</b>						
	Function: Lift Stations						
	District: Citywide						
	Evaluate odor problems at each lift station and develop study plans and recommendations for each site.						
Other		5,000	-	-	-	-	5,000
<b>Project Total</b>		<b>\$5,000</b>	-	-	-	-	<b>\$5,000</b>
Wastewater Revenues		5,000	-	-	-	-	5,000
<b>Funding Total</b>		<b>\$5,000</b>	-	-	-	-	<b>\$5,000</b>
<b>WS90400031</b>	<b>COMPREHENSIVE LIFT STATION FLOW CAPACITY</b>						
	Function: Lift Stations						
	District: Citywide						
	Evaluate influent sewer, wetwell, and pumping and discharge force main capacity at all lift stations.						
Other		5,000	-	-	-	-	5,000
<b>Project Total</b>		<b>\$5,000</b>	-	-	-	-	<b>\$5,000</b>
Wastewater Revenues		5,000	-	-	-	-	5,000
<b>Funding Total</b>		<b>\$5,000</b>	-	-	-	-	<b>\$5,000</b>
<b>WS90400032</b>	<b>ANTHEM WEST LIFT STATION NO. 68 AND FORCE MAIN</b>						
	Function: Lift Stations						
	District: 1						
	Provide inspection services for the Anthem West Lift Station and force main construction.						
	Estimated full-year ongoing operating costs:	\$50,000					
Other		45,000	-	-	-	-	45,000
<b>Project Total</b>		<b>\$45,000</b>	-	-	-	-	<b>\$45,000</b>
Wastewater Revenues		45,000	-	-	-	-	45,000
<b>Funding Total</b>		<b>\$45,000</b>	-	-	-	-	<b>\$45,000</b>
<b>WS90400033</b>	<b>LIFT STATION #62 EXPANSION</b>						
	Function: Lift Stations						
	District: 7						
	Complete existing lift station expansion at 91st Ave and Broadway.						
Other		11,000	-	-	-	-	11,000
<b>Project Total</b>		<b>\$11,000</b>	-	-	-	-	<b>\$11,000</b>
Wastewater Revenues		11,000	-	-	-	-	11,000
<b>Funding Total</b>		<b>\$11,000</b>	-	-	-	-	<b>\$11,000</b>
<b>WS90400034</b>	<b>LIFT STATION #58 EXPANSION</b>						
	Function: Lift Stations						
	District: 3						
	Complete lift station expansion at 20th St and Maryland Ave.						
Other		9,000	-	-	-	-	9,000
<b>Project Total</b>		<b>\$9,000</b>	-	-	-	-	<b>\$9,000</b>
Wastewater Revenues		9,000	-	-	-	-	9,000
<b>Funding Total</b>		<b>\$9,000</b>	-	-	-	-	<b>\$9,000</b>

**City of Phoenix, Arizona**  
**2007-2012 Capital Improvement Program**  
**Wastewater**

<b>Project No.</b>	<b>Project Title</b>	<b>2007-08</b>	<b>2008-09</b>	<b>2009-10</b>	<b>2010-11</b>	<b>2011-12</b>	<b>Total</b>
<b>WS90400035</b>	<b>LIFT STATION #56 ASSESS &amp; DESIGN</b>						
	Complete lift station No. 56 rehabilitation at 7th Ave and Pecos Rd.						
	Other	9,000	-	-	-	-	9,000
	<b>Project Total</b>	<b>\$9,000</b>	<b>-</b>	<b>-</b>	<b>-</b>	<b>-</b>	<b>\$9,000</b>
	Wastewater Revenues	9,000	-	-	-	-	9,000
	<b>Funding Total</b>	<b>\$9,000</b>	<b>-</b>	<b>-</b>	<b>-</b>	<b>-</b>	<b>\$9,000</b>
<b>WS90400036</b>	<b>COLLECTIONS PLC REPLACEMENT I&amp;C INSPECTION</b>						
	Provide instrumentation and control inspection services to the Collections PLC replacement project. The programmable logic control (PLC) at all lift stations needs to be in communication with the computer control system.						
	Other	37,000	-	-	-	-	37,000
	<b>Project Total</b>	<b>\$37,000</b>	<b>-</b>	<b>-</b>	<b>-</b>	<b>-</b>	<b>\$37,000</b>
	2006 CIC Wastewater Bonds	37,000	-	-	-	-	37,000
	<b>Funding Total</b>	<b>\$37,000</b>	<b>-</b>	<b>-</b>	<b>-</b>	<b>-</b>	<b>\$37,000</b>
<b>WS90400037</b>	<b>LIFT STATION #54 ASSESSMENT/DESIGN</b>						
	Complete new pumps, electrical and instrumentation of lift station located at 372 E. Lincoln Dr.						
	Other	6,000	-	-	-	-	6,000
	<b>Project Total</b>	<b>\$6,000</b>	<b>-</b>	<b>-</b>	<b>-</b>	<b>-</b>	<b>\$6,000</b>
	Wastewater Revenues	6,000	-	-	-	-	6,000
	<b>Funding Total</b>	<b>\$6,000</b>	<b>-</b>	<b>-</b>	<b>-</b>	<b>-</b>	<b>\$6,000</b>
<b>WS90400038</b>	<b>LIFT STATION #46 ASSESSMENT/DESIGN</b>						
	Complete new scrubber, electrical and instrumentation of life station at 10652 W. Indian School Rd.						
	Other	6,000	-	-	-	-	6,000
	<b>Project Total</b>	<b>\$6,000</b>	<b>-</b>	<b>-</b>	<b>-</b>	<b>-</b>	<b>\$6,000</b>
	Wastewater Revenues	6,000	-	-	-	-	6,000
	<b>Funding Total</b>	<b>\$6,000</b>	<b>-</b>	<b>-</b>	<b>-</b>	<b>-</b>	<b>\$6,000</b>
<b>WS90400039</b>	<b>LIFT STATION #49 ASSESSMENT/DESIGN</b>						
	Complete pumps, electrical, instrumentation and odor scrubber at lift station located at 1239 E. Orangewood Ave.						
	Other	6,000	-	-	-	-	6,000
	<b>Project Total</b>	<b>\$6,000</b>	<b>-</b>	<b>-</b>	<b>-</b>	<b>-</b>	<b>\$6,000</b>
	Wastewater Revenues	6,000	-	-	-	-	6,000
	<b>Funding Total</b>	<b>\$6,000</b>	<b>-</b>	<b>-</b>	<b>-</b>	<b>-</b>	<b>\$6,000</b>
<b>WS90400040</b>	<b>LIFT STATION 42 SECURITY UPGRADES</b>						
	Installation and construction of various security upgrades for lift station 42.						
	Other	46,000	-	-	-	-	46,000
	<b>Project Total</b>	<b>\$46,000</b>	<b>-</b>	<b>-</b>	<b>-</b>	<b>-</b>	<b>\$46,000</b>
	Wastewater Revenues	46,000	-	-	-	-	46,000
	<b>Funding Total</b>	<b>\$46,000</b>	<b>-</b>	<b>-</b>	<b>-</b>	<b>-</b>	<b>\$46,000</b>

**City of Phoenix, Arizona**  
**2007-2012 Capital Improvement Program**  
**Wastewater**

<b>Project No.</b>	<b>Project Title</b>	<b>2007-08</b>	<b>2008-09</b>	<b>2009-10</b>	<b>2010-11</b>	<b>2011-12</b>	<b>Total</b>
<b>WS90400041</b>	<b>LIFT STATION 43 SECURITY UPGRADES</b>						
	Installation and construction of various security upgrades for lift station 43.						
	Other	62,000	-	-	-	-	62,000
	<b>Project Total</b>	<b>\$62,000</b>	<b>-</b>	<b>-</b>	<b>-</b>	<b>-</b>	<b>\$62,000</b>
	Wastewater Revenues	62,000	-	-	-	-	62,000
	<b>Funding Total</b>	<b>\$62,000</b>	<b>-</b>	<b>-</b>	<b>-</b>	<b>-</b>	<b>\$62,000</b>
<b>WS90400042</b>	<b>LIFT STATION 64 SECURITY UPGRADES</b>						
	Installation and construction of various security upgrades for lift station 64.						
	Other	57,000	-	-	-	-	57,000
	<b>Project Total</b>	<b>\$57,000</b>	<b>-</b>	<b>-</b>	<b>-</b>	<b>-</b>	<b>\$57,000</b>
	Wastewater Revenues	57,000	-	-	-	-	57,000
	<b>Funding Total</b>	<b>\$57,000</b>	<b>-</b>	<b>-</b>	<b>-</b>	<b>-</b>	<b>\$57,000</b>
<b>WS90400043</b>	<b>LIFT STATION 46 SECURITY UPGRADES</b>						
	Installation and construction of various security upgrades for lift station 46.						
	Other	30,000	-	-	-	-	30,000
	<b>Project Total</b>	<b>\$30,000</b>	<b>-</b>	<b>-</b>	<b>-</b>	<b>-</b>	<b>\$30,000</b>
	Wastewater Revenues	30,000	-	-	-	-	30,000
	<b>Funding Total</b>	<b>\$30,000</b>	<b>-</b>	<b>-</b>	<b>-</b>	<b>-</b>	<b>\$30,000</b>
<b>WS90160011</b>	<b>SALT RIVER OUTFALL/SOUTHERN AVE INTERCEPTOR ODOR FACILITIES</b>						
	Construct odor facilities for the Salt River Outfall Sewer and the Southern Ave Interceptor.						
	Estimated full-year ongoing operating costs: \$400,000						
	Other	20,000	-	-	-	-	20,000
	Land Acquisition	-	5,000,000	-	-	-	5,000,000
	Design	-	2,600,000	-	-	2,400,000	5,000,000
	Construction	-	300,000	-	-	21,820,000	22,120,000
	<b>Project Total</b>	<b>\$20,000</b>	<b>\$7,900,000</b>	<b>-</b>	<b>-</b>	<b>\$24,220,000</b>	<b>\$32,140,000</b>
	Wastewater Revenues	9,250	3,653,750	-	-	-	3,663,000
	SROG - Other Cities Participation	10,750	4,246,250	-	-	13,018,250	17,275,250
	Nonprofit CIC Bonds	-	-	-	-	11,201,750	11,201,750
	<b>Funding Total</b>	<b>\$20,000</b>	<b>\$7,900,000</b>	<b>-</b>	<b>-</b>	<b>\$24,220,000</b>	<b>\$32,140,000</b>
<b>WS90160016</b>	<b>REGIONAL INTERCEPTOR CAPACITY IMPROVEMENTS</b>						
	Construct storage equalization facilities for the SRO/SAI Interceptor System.						
	Other	190,000	-	-	-	-	190,000
	Land Acquisition	16,800,000	-	-	-	-	16,800,000
	Design	-	-	8,913,570	15,023,798	-	23,937,368
	Construction	4,000,000	22,144,350	-	-	58,828,160	84,972,510
	<b>Project Total</b>	<b>\$20,990,000</b>	<b>\$22,144,350</b>	<b>\$8,913,570</b>	<b>\$15,023,798</b>	<b>\$58,828,160</b>	<b>\$125,899,878</b>
	Wastewater Revenues	-	-	6,593,570	3,383,798	-	9,977,368
	Wastewater Development Occupational Fee	-	-	-	-	3,658,160	3,658,160
	SROG - Other Cities Participation	-	3,230,000	2,320,000	11,640,000	10,170,000	27,360,000
	Nonprofit CIC Bonds	-	-	-	-	45,000,000	45,000,000
	2008 CIC Wastewater Bonds	-	18,914,350	-	-	-	18,914,350
	2006 CIC Wastewater Bonds	20,990,000	-	-	-	-	20,990,000
	<b>Funding Total</b>	<b>\$20,990,000</b>	<b>\$22,144,350</b>	<b>\$8,913,570</b>	<b>\$15,023,798</b>	<b>\$58,828,160</b>	<b>\$125,899,878</b>



**City of Phoenix, Arizona**  
**2007-2012 Capital Improvement Program**  
**Wastewater**

<b>Project No.</b>	<b>Project Title</b>	<b>2007-08</b>	<b>2008-09</b>	<b>2009-10</b>	<b>2010-11</b>	<b>2011-12</b>	<b>Total</b>
<b>WS90160072</b>	<b>99TH AVE - TOLLESON WASTEWATER TREATMENT PLANT TO CAMELBACK RD</b>						
	Function: Multi-City Sewer Lines						
	District: 5 & 7						
	Reassess 99th Ave sewer from the Tolleson Wastewater Treatment Plant to Camelback Rd.						
Design		-	930,000	-	-	-	930,000
<b>Project Total</b>		-	<b>\$930,000</b>	-	-	-	<b>\$930,000</b>
Wastewater Revenues		-	124,155	-	-	-	124,155
SROG - Other Cities Participation		-	805,845	-	-	-	805,845
<b>Funding Total</b>		-	<b>\$930,000</b>	-	-	-	<b>\$930,000</b>
<b>WS90160073</b>	<b>99TH AVE METER UPGRADE</b>						
	Function: Multi-City Sewer Lines						
	District: 5 & 7						
	Upgrade 99th Ave sewer metering stations.						
Other		33,000	-	-	-	-	33,000
Construction		2,850,000	-	-	-	-	2,850,000
<b>Project Total</b>		<b>\$2,883,000</b>	-	-	-	-	<b>\$2,883,000</b>
Wastewater Revenues		951,390	-	-	-	-	951,390
SROG - Other Cities Participation		1,931,610	-	-	-	-	1,931,610
<b>Funding Total</b>		<b>\$2,883,000</b>	-	-	-	-	<b>\$2,883,000</b>
<b>WS90160074</b>	<b>VAN BUREN TO I-10 SIPHON REPAIRS</b>						
	Function: Multi-City Sewer Lines						
	District: 7						
	Complete the siphon repairs at Van Buren Ave and Interstate-10.						
Other		12,000	-	-	-	-	12,000
<b>Project Total</b>		<b>\$12,000</b>	-	-	-	-	<b>\$12,000</b>
Wastewater Revenues		1,619	-	-	-	-	1,619
SROG - Other Cities Participation		10,381	-	-	-	-	10,381
<b>Funding Total</b>		<b>\$12,000</b>	-	-	-	-	<b>\$12,000</b>
<b>WS90160075</b>	<b>99TH AVE REHABILITATION OLIVE TO BROADWAY</b>						
	Function: Multi-City Sewer Lines						
	District: 5 & 7						
	Final costs to rehabilitate the 99th Ave sewer, Olive to Broadway						
Other		2,000	-	-	-	-	2,000
<b>Project Total</b>		<b>\$2,000</b>	-	-	-	-	<b>\$2,000</b>
Wastewater Revenues		660	-	-	-	-	660
SROG - Other Cities Participation		1,340	-	-	-	-	1,340
<b>Funding Total</b>		<b>\$2,000</b>	-	-	-	-	<b>\$2,000</b>
<b>WS90160076</b>	<b>99TH AVE SIPHON REPAIR / REPLACE NON SROG</b>						
	Function: Multi-City Sewer Lines						
	District: 5						
	Repair or replace the siphon structure at 99th Ave north of Interstate-10.						
Other		207,000	-	-	-	-	207,000
Construction		700,000	-	-	-	-	700,000
<b>Project Total</b>		<b>\$907,000</b>	-	-	-	-	<b>\$907,000</b>
Wastewater Revenues		123,443	-	-	-	-	123,443
SROG - Other Cities Participation		783,557	-	-	-	-	783,557
<b>Funding Total</b>		<b>\$907,000</b>	-	-	-	-	<b>\$907,000</b>
<b>WS90500007</b>	<b>SEWER OVERSIZING</b>						
	Function: Phoenix Sewers						
	District: 1 & 2						
	Participate with developers in construction of new sewer facilities.						
Construction		300,000	-	-	500,000	-	800,000
<b>Project Total</b>		<b>\$300,000</b>	-	-	<b>\$500,000</b>	-	<b>\$800,000</b>
Wastewater Revenues		300,000	-	-	500,000	-	800,000
<b>Funding Total</b>		<b>\$300,000</b>	-	-	<b>\$500,000</b>	-	<b>\$800,000</b>

**City of Phoenix, Arizona**  
**2007-2012 Capital Improvement Program**  
**Wastewater**

<b>Project No.</b>	<b>Project Title</b>	<b>2007-08</b>	<b>2008-09</b>	<b>2009-10</b>	<b>2010-11</b>	<b>2011-12</b>	<b>Total</b>
<b>WS90500012</b>	<b>SEWER MAIN REPLACEMENT</b>						
	Replace deteriorated sewer mains and manholes.						
	Function: Phoenix Sewers						
	District: Citywide						
Other		3,000	-	-	-	-	3,000
Construction		1,275,000	1,275,000	1,300,000	1,300,000	1,300,000	6,450,000
<b>Project Total</b>		<b>\$1,278,000</b>	<b>\$1,275,000</b>	<b>\$1,300,000</b>	<b>\$1,300,000</b>	<b>\$1,300,000</b>	<b>\$6,453,000</b>
Wastewater System Replacement - Lines		275,000	275,000	300,000	300,000	300,000	1,450,000
Wastewater Revenues		1,003,000	1,000,000	1,000,000	1,000,000	1,000,000	5,003,000
<b>Funding Total</b>		<b>\$1,278,000</b>	<b>\$1,275,000</b>	<b>\$1,300,000</b>	<b>\$1,300,000</b>	<b>\$1,300,000</b>	<b>\$6,453,000</b>
<b>WS90500013</b>	<b>SEWER SERVICE CONNECTIONS</b>						
	Install new sewer connections.						
	Function: Phoenix Sewers						
	District: Citywide						
Other		270,000	270,000	270,000	270,000	270,000	1,350,000
<b>Project Total</b>		<b>\$270,000</b>	<b>\$270,000</b>	<b>\$270,000</b>	<b>\$270,000</b>	<b>\$270,000</b>	<b>\$1,350,000</b>
Wastewater Revenues		270,000	270,000	270,000	270,000	270,000	1,350,000
<b>Funding Total</b>		<b>\$270,000</b>	<b>\$270,000</b>	<b>\$270,000</b>	<b>\$270,000</b>	<b>\$270,000</b>	<b>\$1,350,000</b>
<b>WS90500021</b>	<b>SEWERS AHEAD OF STREET IMPROVEMENTS</b>						
	Construct sanitary sewers ahead of street construction.						
	Function: Phoenix Sewers						
	District: Citywide						
Other		22,000	-	-	-	-	22,000
Construction		250,000	-	-	300,000	-	550,000
<b>Project Total</b>		<b>\$272,000</b>	<b>-</b>	<b>-</b>	<b>\$300,000</b>	<b>-</b>	<b>\$572,000</b>
Wastewater Revenues		272,000	-	-	300,000	-	572,000
<b>Funding Total</b>		<b>\$272,000</b>	<b>-</b>	<b>-</b>	<b>\$300,000</b>	<b>-</b>	<b>\$572,000</b>
<b>WS90500023</b>	<b>CONTINGENCIES</b>						
	Construction contingency for change orders, inflationary increases and other unexpected costs.						
	Function: Phoenix Sewers						
	District: Citywide						
Equipment		-	-	805,000	-	-	805,000
Construction		7,974,662	7,047,618	5,973,750	6,177,917	4,792,622	31,966,569
<b>Project Total</b>		<b>\$7,974,662</b>	<b>\$7,047,618</b>	<b>\$6,778,750</b>	<b>\$6,177,917</b>	<b>\$4,792,622</b>	<b>\$32,771,569</b>
Wastewater Revenues		3,722,153	2,878,445	3,640,396	2,305,138	725,160	13,271,292
Wastewater Development Occupational Fee		24,000	-	-	-	-	24,000
SROG - Other Cities Participation		3,306,989	2,782,468	2,225,486	2,375,742	2,887,572	13,578,257
Nonprofit CIC Bonds		-	-	451,773	1,497,037	1,179,890	3,128,700
2008 CIC Wastewater Bonds		389,046	1,386,705	461,095	-	-	2,236,846
2006 CIC Wastewater Bonds		532,474	-	-	-	-	532,474
<b>Funding Total</b>		<b>\$7,974,662</b>	<b>\$7,047,618</b>	<b>\$6,778,750</b>	<b>\$6,177,917</b>	<b>\$4,792,622</b>	<b>\$32,771,569</b>
<b>WS90500084</b>	<b>CAVE CREEK ROAD/REACH 11 PARALLEL SEWERS</b>						
	Design parallel sections of sewer on Cave Creek Road and north of the Central Arizona Project (Reach 11).						
	Function: Phoenix Sewers						
	District: 2						
Other		17,000	-	-	-	-	17,000
Design		500,000	-	-	-	-	500,000
<b>Project Total</b>		<b>\$517,000</b>	<b>-</b>	<b>-</b>	<b>-</b>	<b>-</b>	<b>\$517,000</b>
Wastewater Revenues		517,000	-	-	-	-	517,000
<b>Funding Total</b>		<b>\$517,000</b>	<b>-</b>	<b>-</b>	<b>-</b>	<b>-</b>	<b>\$517,000</b>

**City of Phoenix, Arizona**  
**2007-2012 Capital Improvement Program**  
**Wastewater**

<b>Project No.</b>	<b>Project Title</b>	<b>2007-08</b>	<b>2008-09</b>	<b>2009-10</b>	<b>2010-11</b>	<b>2011-12</b>	<b>Total</b>
<b>WS90500107</b>	<b>SEWER RELOCATIONS FOR LIGHT RAIL</b>						
	Relocate sewers for Light Rail transit.						
	Other	53,000	-	-	-	-	53,000
	Construction	18,400,000	-	-	-	-	18,400,000
	<b>Project Total</b>	<b>\$18,453,000</b>	<b>-</b>	<b>-</b>	<b>-</b>	<b>-</b>	<b>\$18,453,000</b>
	2006 CIC Wastewater Bonds	18,453,000	-	-	-	-	18,453,000
	<b>Funding Total</b>	<b>\$18,453,000</b>	<b>-</b>	<b>-</b>	<b>-</b>	<b>-</b>	<b>\$18,453,000</b>
<b>WS90500115</b>	<b>LINED CONCRETE REHABILITATION</b>						
	Rehabilitate Phoenix lined concrete sewers.						
	Other	63,000	-	-	-	-	63,000
	Construction	600,000	7,600,000	2,000,000	2,700,000	2,700,000	15,600,000
	<b>Project Total</b>	<b>\$663,000</b>	<b>\$7,600,000</b>	<b>\$2,000,000</b>	<b>\$2,700,000</b>	<b>\$2,700,000</b>	<b>\$15,663,000</b>
	Wastewater Revenues	-	7,600,000	-	-	2,700,000	10,300,000
	Nonprofit CIC Bonds	-	-	-	2,700,000	-	2,700,000
	2008 CIC Wastewater Bonds	-	-	2,000,000	-	-	2,000,000
	2006 CIC Wastewater Bonds	663,000	-	-	-	-	663,000
	<b>Funding Total</b>	<b>\$663,000</b>	<b>\$7,600,000</b>	<b>\$2,000,000</b>	<b>\$2,700,000</b>	<b>\$2,700,000</b>	<b>\$15,663,000</b>
<b>WS90500118</b>	<b>SMALL DIAMETER SEWER REHABILITATION</b>						
	Rehabilitate small diameter sewers.						
	Other	5,000	-	-	-	-	5,000
	Construction	6,471,390	15,400,000	17,300,000	8,300,000	22,000,000	69,471,390
	<b>Project Total</b>	<b>\$6,476,390</b>	<b>\$15,400,000</b>	<b>\$17,300,000</b>	<b>\$8,300,000</b>	<b>\$22,000,000</b>	<b>\$69,476,390</b>
	Wastewater Revenues	-	-	-	8,300,000	22,000,000	30,300,000
	2008 CIC Wastewater Bonds	-	15,400,000	17,300,000	-	-	32,700,000
	2006 CIC Wastewater Bonds	6,476,390	-	-	-	-	6,476,390
	<b>Funding Total</b>	<b>\$6,476,390</b>	<b>\$15,400,000</b>	<b>\$17,300,000</b>	<b>\$8,300,000</b>	<b>\$22,000,000</b>	<b>\$69,476,390</b>
<b>WS90500125</b>	<b>SEWER CLEANING</b>						
	Clean sewer and perform Closed Circuit Television (CCTV) inspection.						
	Other	12,000	-	-	-	-	12,000
	Construction	700,000	700,000	700,000	700,000	750,000	3,550,000
	<b>Project Total</b>	<b>\$712,000</b>	<b>\$700,000</b>	<b>\$700,000</b>	<b>\$700,000</b>	<b>\$750,000</b>	<b>\$3,562,000</b>
	Wastewater Revenues	712,000	700,000	700,000	700,000	-	2,812,000
	Nonprofit CIC Bonds	-	-	-	-	750,000	750,000
	<b>Funding Total</b>	<b>\$712,000</b>	<b>\$700,000</b>	<b>\$700,000</b>	<b>\$700,000</b>	<b>\$750,000</b>	<b>\$3,562,000</b>
<b>WS90500141</b>	<b>INSTRUMENTATION AND CONTROL INSPECTIONS- COLLECTION SYSTEM</b>						
	Inspect instrumentation and controls for sewer collection system projects as needed.						
	Other	18,000	-	-	-	-	18,000
	Design	-	-	-	685,000	-	685,000
	<b>Project Total</b>	<b>\$18,000</b>	<b>-</b>	<b>-</b>	<b>\$685,000</b>	<b>-</b>	<b>\$703,000</b>
	Wastewater Revenues	18,000	-	-	685,000	-	703,000
	<b>Funding Total</b>	<b>\$18,000</b>	<b>-</b>	<b>-</b>	<b>\$685,000</b>	<b>-</b>	<b>\$703,000</b>

**City of Phoenix, Arizona**  
**2007-2012 Capital Improvement Program**  
**Wastewater**

<b>Project No.</b>	<b>Project Title</b>	<b>2007-08</b>	<b>2008-09</b>	<b>2009-10</b>	<b>2010-11</b>	<b>2011-12</b>	<b>Total</b>
<b>WS90500144</b>	<b>BROADWAY ROAD PARALLEL SEWER</b>						
		<b>Function: Phoenix Sewers</b>			<b>District: 7 &amp; 8</b>		
	Design and construct parallel sections for the Broadway Road sewer from 32nd St to 51st Ave.						
Other		52,000	-	-	-	-	52,000
Design		3,500,000	-	-	-	-	3,500,000
Construction		11,200,000	9,400,000	13,000,000	10,000,000	2,000,000	45,600,000
<b>Project Total</b>		<b>\$14,752,000</b>	<b>\$9,400,000</b>	<b>\$13,000,000</b>	<b>\$10,000,000</b>	<b>\$2,000,000</b>	<b>\$49,152,000</b>
Wastewater Revenues		-	-	5,918,750	5,000,000	-	10,918,750
Wastewater Development Occupational Fee		-	8,672,200	7,081,250	5,000,000	411,840	21,165,290
Nonprofit CIC Bonds		-	-	-	-	1,588,160	1,588,160
2008 CIC Wastewater Bonds		-	727,800	-	-	-	727,800
2006 CIC Wastewater Bonds		14,752,000	-	-	-	-	14,752,000
<b>Funding Total</b>		<b>\$14,752,000</b>	<b>\$9,400,000</b>	<b>\$13,000,000</b>	<b>\$10,000,000</b>	<b>\$2,000,000</b>	<b>\$49,152,000</b>
<b>WS90500147</b>	<b>UNLINED CONCRETE REHABILITATION</b>						
		<b>Function: Phoenix Sewers</b>			<b>District: Citywide</b>		
	Rehabilitate unlined concrete sewers.						
Other		39,000	-	-	-	-	39,000
Design		10,250	-	-	-	-	10,250
<b>Project Total</b>		<b>\$49,250</b>	<b>-</b>	<b>-</b>	<b>-</b>	<b>-</b>	<b>\$49,250</b>
2006 CIC Wastewater Bonds		49,250	-	-	-	-	49,250
<b>Funding Total</b>		<b>\$49,250</b>	<b>-</b>	<b>-</b>	<b>-</b>	<b>-</b>	<b>\$49,250</b>
<b>WS90500159</b>	<b>SANITARY SEWER FLOW MONITORING AND INFLOW/INFILTRATION PILOT STUDY</b>						
		<b>Function: Phoenix Sewers</b>			<b>District: Citywide</b>		
	Conduct a flow monitoring and inflow/infiltration pilot study.						
Other		65,000	-	-	-	-	65,000
<b>Project Total</b>		<b>\$65,000</b>	<b>-</b>	<b>-</b>	<b>-</b>	<b>-</b>	<b>\$65,000</b>
2006 CIC Wastewater Bonds		65,000	-	-	-	-	65,000
<b>Funding Total</b>		<b>\$65,000</b>	<b>-</b>	<b>-</b>	<b>-</b>	<b>-</b>	<b>\$65,000</b>
<b>WS90500161</b>	<b>RELIEF SEWERS CITYWIDE</b>						
		<b>Function: Phoenix Sewers</b>			<b>District: Citywide</b>		
	Construct relief sewers citywide.						
Other		197,000	-	-	-	-	197,000
Construction		16,131,084	1,000,000	4,000,000	20,000,000	28,000,000	69,131,084
<b>Project Total</b>		<b>\$16,328,084</b>	<b>\$1,000,000</b>	<b>\$4,000,000</b>	<b>\$20,000,000</b>	<b>\$28,000,000</b>	<b>\$69,328,084</b>
Wastewater Revenues		-	-	4,000,000	10,000,000	-	14,000,000
Wastewater Development Occupational Fee		7,929,779	-	-	-	-	7,929,779
Nonprofit CIC Bonds		-	-	-	10,000,000	28,000,000	38,000,000
2008 CIC Wastewater Bonds		-	1,000,000	-	-	-	1,000,000
2006 CIC Wastewater Bonds		8,398,305	-	-	-	-	8,398,305
<b>Funding Total</b>		<b>\$16,328,084</b>	<b>\$1,000,000</b>	<b>\$4,000,000</b>	<b>\$20,000,000</b>	<b>\$28,000,000</b>	<b>\$69,328,084</b>
<b>WS90500163</b>	<b>SMALL DIAMETER SEWER REHABILITATION PHASE II</b>						
		<b>Function: Phoenix Sewers</b>			<b>District: Citywide</b>		
	Complete Phase II of small diameter sewer rehabilitation.						
Other		2,000	-	-	-	-	2,000
<b>Project Total</b>		<b>\$2,000</b>	<b>-</b>	<b>-</b>	<b>-</b>	<b>-</b>	<b>\$2,000</b>
Wastewater Revenues		2,000	-	-	-	-	2,000
<b>Funding Total</b>		<b>\$2,000</b>	<b>-</b>	<b>-</b>	<b>-</b>	<b>-</b>	<b>\$2,000</b>

**City of Phoenix, Arizona**  
**2007-2012 Capital Improvement Program**  
**Wastewater**

<b>Project No.</b>	<b>Project Title</b>	<b>2007-08</b>	<b>2008-09</b>	<b>2009-10</b>	<b>2010-11</b>	<b>2011-12</b>	<b>Total</b>
<b>WS90500168</b>	<b>RELIEF SEWER BASIN</b>						
	Complete relief sewer basin construction.						
	Other	21,000	-	-	-	-	21,000
	<b>Project Total</b>	<b>\$21,000</b>	<b>-</b>	<b>-</b>	<b>-</b>	<b>-</b>	<b>\$21,000</b>
	Wastewater Revenues	21,000	-	-	-	-	21,000
	<b>Funding Total</b>	<b>\$21,000</b>	<b>-</b>	<b>-</b>	<b>-</b>	<b>-</b>	<b>\$21,000</b>
<b>WS90500174</b>	<b>LARGE DIAMETER CLAY SANITARY SEWER REHAB</b>						
	Complete rehabilitation of Vitrified Clay Pipe sanitary sewers throughout the City.						
	Other	5,000	-	-	-	-	5,000
	<b>Project Total</b>	<b>\$5,000</b>	<b>-</b>	<b>-</b>	<b>-</b>	<b>-</b>	<b>\$5,000</b>
	Wastewater Revenues	5,000	-	-	-	-	5,000
	<b>Funding Total</b>	<b>\$5,000</b>	<b>-</b>	<b>-</b>	<b>-</b>	<b>-</b>	<b>\$5,000</b>
<b>WS90500175</b>	<b>WASTEWATER IMPACT FEE CONTINGENCY</b>						
	Funds available for programming various impact fee areas as projects are identified.						
	Construction	15,703,833	-	-	-	-	15,703,833
	<b>Project Total</b>	<b>\$15,703,833</b>	<b>-</b>	<b>-</b>	<b>-</b>	<b>-</b>	<b>\$15,703,833</b>
	Southern Wastewater Laveen East Impact Fees	20,490	-	-	-	-	20,490
	Impact Fee - North Gateway, Wastewater	5,025,554	-	-	-	-	5,025,554
	Impact Fee - Laveen, Wastewater	5,787,884	-	-	-	-	5,787,884
	Impact Fee - Estrella, South -WW	686,742	-	-	-	-	686,742
	Impact Fee - Estrella, North - WW	47,906	-	-	-	-	47,906
	Impact Fee - Desert View, Wastewater	3,610,483	-	-	-	-	3,610,483
	Impact Fee - Deer Valley 4, Wastewater	14,521	-	-	-	-	14,521
	Impact Fee - Deer Valley 3, Wastewater	284,492	-	-	-	-	284,492
	Impact Fee - Deer Valley 2, Wastewater	33,208	-	-	-	-	33,208
	Impact Fee - Deer Valley 1, Wastewater	155,623	-	-	-	-	155,623
	Impact Fee - Ahwatukee, East - WW	36,930	-	-	-	-	36,930
	<b>Funding Total</b>	<b>\$15,703,833</b>	<b>-</b>	<b>-</b>	<b>-</b>	<b>-</b>	<b>\$15,703,833</b>
<b>WS90500176</b>	<b>15TH AVE SEWER MAIN REPLACEMENT</b>						
	Complete sewer main construction at 15th Ave from Osborn Road to Interstate-17 frontage road, a sewer main at I-17 frontage road from 15th Ave to 17th Ave and a sewer main at Osborn Rd 15th to 17th Ave.						
	Other	32,000	-	-	-	-	32,000
	<b>Project Total</b>	<b>\$32,000</b>	<b>-</b>	<b>-</b>	<b>-</b>	<b>-</b>	<b>\$32,000</b>
	Wastewater Revenues	32,000	-	-	-	-	32,000
	<b>Funding Total</b>	<b>\$32,000</b>	<b>-</b>	<b>-</b>	<b>-</b>	<b>-</b>	<b>\$32,000</b>
<b>WS90500177</b>	<b>SMALL DIAMETER REHABILITATION</b>						
	Update technical specifications for Small Diameter Sanitary Sewer Rehabilitation program for 8 to 14-inch sewer mains.						
	Other	51,000	-	-	-	-	51,000
	<b>Project Total</b>	<b>\$51,000</b>	<b>-</b>	<b>-</b>	<b>-</b>	<b>-</b>	<b>\$51,000</b>
	Wastewater Revenues	51,000	-	-	-	-	51,000
	<b>Funding Total</b>	<b>\$51,000</b>	<b>-</b>	<b>-</b>	<b>-</b>	<b>-</b>	<b>\$51,000</b>

**City of Phoenix, Arizona**  
**2007-2012 Capital Improvement Program**  
**Wastewater**

<b>Project No.</b>	<b>Project Title</b>	<b>2007-08</b>	<b>2008-09</b>	<b>2009-10</b>	<b>2010-11</b>	<b>2011-12</b>	<b>Total</b>
<b>WS90500179</b>	<b>UNLINED CONCRETE SEWER REHAB-B2 SEGMENT</b> Function: Phoenix Sewers District: 8 Complete rehabilitation of a 42-inch and 60-inch sanitary sewer in the vicinity of I-17 and 15th Ave.						
Other		2,000	-	-	-	-	2,000
<b>Project Total</b>		<b>\$2,000</b>	-	-	-	-	<b>\$2,000</b>
Wastewater Revenues		2,000	-	-	-	-	2,000
<b>Funding Total</b>		<b>\$2,000</b>	-	-	-	-	<b>\$2,000</b>
<b>WS90500180</b>	<b>PHOENIX CROWN SPRAY PROGRAM</b> Function: Phoenix Sewers District: Citywide Spray crowns of unlined concrete sewer pipes with Magnesium Hydroxide to provide protection from corrosion.						
Other		31,000	-	-	-	-	31,000
<b>Project Total</b>		<b>\$31,000</b>	-	-	-	-	<b>\$31,000</b>
Wastewater Revenues		31,000	-	-	-	-	31,000
<b>Funding Total</b>		<b>\$31,000</b>	-	-	-	-	<b>\$31,000</b>
<b>WS90500181</b>	<b>LARGE DIAMETER CLAY SEWER REHAB PHASE 3</b> Function: Phoenix Sewers District: Citywide Complete rehabilitation of 15-inch through 30-inch vitrified clay pipe.						
Other		16,000	-	-	-	-	16,000
<b>Project Total</b>		<b>\$16,000</b>	-	-	-	-	<b>\$16,000</b>
Wastewater Revenues		16,000	-	-	-	-	16,000
<b>Funding Total</b>		<b>\$16,000</b>	-	-	-	-	<b>\$16,000</b>
<b>WS90500183</b>	<b>SEWER ANNUAL EMERGENCY REPAIR</b> Function: Phoenix Sewers District: Citywide Annual sewer emergency repair contract.						
Construction		855,000	890,000	915,000	945,000	975,000	4,580,000
<b>Project Total</b>		<b>\$855,000</b>	<b>\$890,000</b>	<b>\$915,000</b>	<b>\$945,000</b>	<b>\$975,000</b>	<b>\$4,580,000</b>
Wastewater Revenues		855,000	890,000	915,000	945,000	975,000	4,580,000
<b>Funding Total</b>		<b>\$855,000</b>	<b>\$890,000</b>	<b>\$915,000</b>	<b>\$945,000</b>	<b>\$975,000</b>	<b>\$4,580,000</b>
<b>WS90500190</b>	<b>SSRR BASIN H - #32</b> Function: Phoenix Sewers District: 2 Construct 2,700 feet of 15-inch sewer in Greenway from 44th St to Tatum and 450 feet of 21-inch sewer at Greenway and 52nd St.						
Other		20,000	-	-	-	-	20,000
Construction		1,539,175	-	-	-	-	1,539,175
<b>Project Total</b>		<b>\$1,559,175</b>	-	-	-	-	<b>\$1,559,175</b>
2006 CIC Wastewater Bonds		1,559,175	-	-	-	-	1,559,175
<b>Funding Total</b>		<b>\$1,559,175</b>	-	-	-	-	<b>\$1,559,175</b>
<b>WS90500193</b>	<b>SSRR PROJECT #23</b> Function: Phoenix Sewers District: 5 Design and construct 3,100 feet of 12-inch relief sewer in 71st Ave from the Grand Canal to Indian School Road.						
Other		400,000	-	-	-	-	400,000
<b>Project Total</b>		<b>\$400,000</b>	-	-	-	-	<b>\$400,000</b>
2006 CIC Wastewater Bonds		400,000	-	-	-	-	400,000
<b>Funding Total</b>		<b>\$400,000</b>	-	-	-	-	<b>\$400,000</b>

**City of Phoenix, Arizona**  
**2007-2012 Capital Improvement Program**  
**Wastewater**

<b>Project No.</b>	<b>Project Title</b>	<b>2007-08</b>	<b>2008-09</b>	<b>2009-10</b>	<b>2010-11</b>	<b>2011-12</b>	<b>Total</b>
<b>WS90500194</b>	<b>CENTRAL AVENUE SEWER MAIN IMPROVEMENTS</b> Function: Phoenix Sewers District: 8 Complete construction of 15-inch sewer at Central Ave and Mohave St.						
	Other	13,000	-	-	-	-	13,000
	<b>Project Total</b>	<b>\$13,000</b>	-	-	-	-	<b>\$13,000</b>
	Wastewater Revenues	13,000	-	-	-	-	13,000
	<b>Funding Total</b>	<b>\$13,000</b>	-	-	-	-	<b>\$13,000</b>
<b>WS90500195</b>	<b>PIERCE STREET SEWER LINE DIVERSION</b> Function: Phoenix Sewers District: 8 Complete construction of Pierce St sewer line diversion.						
	Other	3,000	-	-	-	-	3,000
	<b>Project Total</b>	<b>\$3,000</b>	-	-	-	-	<b>\$3,000</b>
	Wastewater Revenues	3,000	-	-	-	-	3,000
	<b>Funding Total</b>	<b>\$3,000</b>	-	-	-	-	<b>\$3,000</b>
<b>WS90500196</b>	<b>PHOENIX PVC LINED SEWER REHAB (FY 06-07)</b> Function: Phoenix Sewers District: Citywide Complete rehabilitation of Phoenix PVC lined sewers.						
	Other	6,000	-	-	-	-	6,000
	<b>Project Total</b>	<b>\$6,000</b>	-	-	-	-	<b>\$6,000</b>
	Wastewater Revenues	6,000	-	-	-	-	6,000
	<b>Funding Total</b>	<b>\$6,000</b>	-	-	-	-	<b>\$6,000</b>
<b>WS90500197</b>	<b>IMPROVEMENT DISTRICT FUND</b> Function: Phoenix Sewers District: Citywide Construction of new sewer lines in sewer improvement district areas.						
	Construction	2,500,000	2,500,000	-	-	-	5,000,000
	<b>Project Total</b>	<b>\$2,500,000</b>	<b>\$2,500,000</b>	-	-	-	<b>\$5,000,000</b>
	Wastewater Revenues	500,000	500,000	-	-	-	1,000,000
	Sani Swr Imp Dist Projects-Prop Ownr Par	2,000,000	2,000,000	-	-	-	4,000,000
	<b>Funding Total</b>	<b>\$2,500,000</b>	<b>\$2,500,000</b>	-	-	-	<b>\$5,000,000</b>
<b>WS90500201</b>	<b>SEWER RELIEF #24</b> Function: Phoenix Sewers District: 8 Complete sewer lines construction on 15th Ave/l-17 to Watkins and on 7thAve & Watkins.						
	Other	10,000	-	-	-	-	10,000
	<b>Project Total</b>	<b>\$10,000</b>	-	-	-	-	<b>\$10,000</b>
	2006 CIC Wastewater Bonds	10,000	-	-	-	-	10,000
	<b>Funding Total</b>	<b>\$10,000</b>	-	-	-	-	<b>\$10,000</b>
<b>WS90500202</b>	<b>SEWER RELIEF #25</b> Function: Phoenix Sewers District: 3 Complete sewer lines construction on Sweetwater and easement to Thunderbird and Coral Gables and on Sweetwater Drainage ROW between 19th and 23rd Ave.						
	Other	34,480	-	-	-	-	34,480
	<b>Project Total</b>	<b>\$34,480</b>	-	-	-	-	<b>\$34,480</b>
	2006 CIC Wastewater Bonds	34,480	-	-	-	-	34,480
	<b>Funding Total</b>	<b>\$34,480</b>	-	-	-	-	<b>\$34,480</b>

**City of Phoenix, Arizona**  
**2007-2012 Capital Improvement Program**  
**Wastewater**

<b>Project No.</b>	<b>Project Title</b>	<b>2007-08</b>	<b>2008-09</b>	<b>2009-10</b>	<b>2010-11</b>	<b>2011-12</b>	<b>Total</b>
<b>WS90500204</b>	<b>SEWER RELIEF #27</b>						
	Function: Phoenix Sewers						
	District: 4						
	Complete sewer lines construction on Encanto Blvd between 38th Ave and 39th Ave.						
Other		7,000	-	-	-	-	7,000
<b>Project Total</b>		<b>\$7,000</b>	-	-	-	-	<b>\$7,000</b>
2006 CIC Wastewater Bonds		7,000	-	-	-	-	7,000
<b>Funding Total</b>		<b>\$7,000</b>	-	-	-	-	<b>\$7,000</b>
<b>WS90500205</b>	<b>SEWER RELIEF #28</b>						
	Function: Phoenix Sewers						
	District: 7						
	Design and construct sewer lines on Roosevelt St and 47th Ave.						
Other		47,800	-	-	-	-	47,800
Design		76,500	-	-	-	-	76,500
Construction		510,000	-	-	-	-	510,000
<b>Project Total</b>		<b>\$634,300</b>	-	-	-	-	<b>\$634,300</b>
Wastewater Development Occupational Fee		634,300	-	-	-	-	634,300
<b>Funding Total</b>		<b>\$634,300</b>	-	-	-	-	<b>\$634,300</b>
<b>WS90500206</b>	<b>SEWER RELIEF #29</b>						
	Function: Phoenix Sewers						
	District: Various						
	Complete sewer lines construction on 21st Ave, Maryland Ave, 15th Ave, and 28th St.						
Other		30,000	-	-	-	-	30,000
<b>Project Total</b>		<b>\$30,000</b>	-	-	-	-	<b>\$30,000</b>
2006 CIC Wastewater Bonds		30,000	-	-	-	-	30,000
<b>Funding Total</b>		<b>\$30,000</b>	-	-	-	-	<b>\$30,000</b>
<b>WS90500207</b>	<b>SEWER RELIEF #30</b>						
	Function: Phoenix Sewers						
	District: 4						
	Design and construct sewer lines on 39th Ave and Wilshire Dr.						
Other		19,000	-	-	-	-	19,000
Design		18,000	-	-	-	-	18,000
Construction		120,000	-	-	-	-	120,000
<b>Project Total</b>		<b>\$157,000</b>	-	-	-	-	<b>\$157,000</b>
2006 CIC Wastewater Bonds		157,000	-	-	-	-	157,000
<b>Funding Total</b>		<b>\$157,000</b>	-	-	-	-	<b>\$157,000</b>
<b>WS90500208</b>	<b>SEWER RELIEF #31</b>						
	Function: Phoenix Sewers						
	District: 6						
	Complete sewer lines construction on Briarwood Terrace & 18th Way.						
Other		10,000	-	-	-	-	10,000
<b>Project Total</b>		<b>\$10,000</b>	-	-	-	-	<b>\$10,000</b>
2006 CIC Wastewater Bonds		10,000	-	-	-	-	10,000
<b>Funding Total</b>		<b>\$10,000</b>	-	-	-	-	<b>\$10,000</b>
<b>WS90500209</b>	<b>SEWER RELIEF #34</b>						
	Function: Phoenix Sewers						
	District: 1						
	Construct sewer lines on Peoria Ave from 35th Ave to 39th Ave and on 35th Ave from Peoria Ave to Cactus Ave.						
Other		60,500	-	-	-	-	60,500
Construction		5,350,000	-	-	-	-	5,350,000
<b>Project Total</b>		<b>\$5,410,500</b>	-	-	-	-	<b>\$5,410,500</b>
2006 CIC Wastewater Bonds		5,410,500	-	-	-	-	5,410,500
<b>Funding Total</b>		<b>\$5,410,500</b>	-	-	-	-	<b>\$5,410,500</b>

**City of Phoenix, Arizona**  
**2007-2012 Capital Improvement Program**  
**Wastewater**

<b>Project No.</b>	<b>Project Title</b>	<b>2007-08</b>	<b>2008-09</b>	<b>2009-10</b>	<b>2010-11</b>	<b>2011-12</b>	<b>Total</b>
<b>WS90500210</b>	<b>SEWER RELIEF #35</b>						
		<b>Function: Phoenix Sewers</b>				<b>District: 2</b>	
	Design and construct sewer lines on 19th Ave. and Bell Rd. and 12th St. and Utopia Rd.						
Other		47,377	-	-	-	-	47,377
Design		88,832	-	-	-	-	88,832
Construction		642,212	-	-	-	-	642,212
<b>Project Total</b>		<b>\$778,421</b>	<b>-</b>	<b>-</b>	<b>-</b>	<b>-</b>	<b>\$778,421</b>
Wastewater Development Occupational Fee		778,421	-	-	-	-	778,421
<b>Funding Total</b>		<b>\$778,421</b>	<b>-</b>	<b>-</b>	<b>-</b>	<b>-</b>	<b>\$778,421</b>
<b>WS90500211</b>	<b>SEWER RELIEF #39</b>						
		<b>Function: Phoenix Sewers</b>				<b>District: 3</b>	
	Construct sewer lines on Peoria Ave from 25th Ave to west of 24th Ave, 40th St. and Sanford Dr., 47th Ave. and Saddlehorn Rd., 31st Ave. and Lone Cactus Dr.						
Other		20,000	-	-	-	-	20,000
Construction		675,000	-	-	-	-	675,000
<b>Project Total</b>		<b>\$695,000</b>	<b>-</b>	<b>-</b>	<b>-</b>	<b>-</b>	<b>\$695,000</b>
2006 CIC Wastewater Bonds		695,000	-	-	-	-	695,000
<b>Funding Total</b>		<b>\$695,000</b>	<b>-</b>	<b>-</b>	<b>-</b>	<b>-</b>	<b>\$695,000</b>
<b>WS90500212</b>	<b>SEWER RELIEF #40</b>						
		<b>Function: Phoenix Sewers</b>				<b>District: 4</b>	
	Design and construct sewer lines on Thomas Rd between 47th Ave and 48th Ave.						
Other		48,000	-	-	-	-	48,000
Design		72,000	-	-	-	-	72,000
Construction		530,000	-	-	-	-	530,000
<b>Project Total</b>		<b>\$650,000</b>	<b>-</b>	<b>-</b>	<b>-</b>	<b>-</b>	<b>\$650,000</b>
Wastewater Revenues		650,000	-	-	-	-	650,000
<b>Funding Total</b>		<b>\$650,000</b>	<b>-</b>	<b>-</b>	<b>-</b>	<b>-</b>	<b>\$650,000</b>
<b>WS90500213</b>	<b>SEWER RELIEF #41</b>						
		<b>Function: Phoenix Sewers</b>				<b>District:</b>	
	Design and construct sewer lines on Holly St between 50th Ln and 51st Ave.						
Other		15,000	-	-	-	-	15,000
Design		22,500	-	-	-	-	22,500
Construction		150,000	-	-	-	-	150,000
<b>Project Total</b>		<b>\$187,500</b>	<b>-</b>	<b>-</b>	<b>-</b>	<b>-</b>	<b>\$187,500</b>
Wastewater Development Occupational Fee		187,500	-	-	-	-	187,500
<b>Funding Total</b>		<b>\$187,500</b>	<b>-</b>	<b>-</b>	<b>-</b>	<b>-</b>	<b>\$187,500</b>
<b>WS90500215</b>	<b>SEWER RELIEF #43</b>						
		<b>Function: Phoenix Sewers</b>				<b>District: 7</b>	
	Construct sewer lines on Desert Lane and 8th St.						
Other		11,150	-	-	-	-	11,150
Construction		1,023,000	-	-	-	-	1,023,000
<b>Project Total</b>		<b>\$1,034,150</b>	<b>-</b>	<b>-</b>	<b>-</b>	<b>-</b>	<b>\$1,034,150</b>
2006 CIC Wastewater Bonds		1,034,150	-	-	-	-	1,034,150
<b>Funding Total</b>		<b>\$1,034,150</b>	<b>-</b>	<b>-</b>	<b>-</b>	<b>-</b>	<b>\$1,034,150</b>

**City of Phoenix, Arizona**  
**2007-2012 Capital Improvement Program**  
**Wastewater**

<b>Project No.</b>	<b>Project Title</b>	<b>2007-08</b>	<b>2008-09</b>	<b>2009-10</b>	<b>2010-11</b>	<b>2011-12</b>	<b>Total</b>
<b>WS90500217</b>	<b>32ND ST &amp; HIGHLINE CANAL SEWER EXTENSION</b> <b>Function: Phoenix Sewers</b> <b>District: 8</b>						
	Complete construction of sewer lines north of the SRP Highline Canal and west of South 34th Place under the Highline Canal.						
Other		19,000	-	-	-	-	19,000
<b>Project Total</b>		<b>\$19,000</b>	-	-	-	-	<b>\$19,000</b>
Wastewater Revenues		19,000	-	-	-	-	19,000
<b>Funding Total</b>		<b>\$19,000</b>	-	-	-	-	<b>\$19,000</b>
<b>WS90500218</b>	<b>23RD ST &amp; OAK SEWER LINE REPLACEMENT</b> <b>Function: Phoenix Sewers</b> <b>District: 8</b>						
	Complete construction of approximately 350 feet of VCP in the alley west of 23rd St and south of Oak St with HDPE pipe.						
Other		17,000	-	-	-	-	17,000
<b>Project Total</b>		<b>\$17,000</b>	-	-	-	-	<b>\$17,000</b>
Wastewater Revenues		17,000	-	-	-	-	17,000
<b>Funding Total</b>		<b>\$17,000</b>	-	-	-	-	<b>\$17,000</b>
<b>WS90500219</b>	<b>ACCOUNTABILITY METER CHANGE - WW</b> <b>Function: Phoenix Sewers</b> <b>District: Citywide</b>						
	Wastewater's share of costs to replace inaccurate water meters.						
Equipment		414,388	-	-	-	-	414,388
<b>Project Total</b>		<b>\$414,388</b>	-	-	-	-	<b>\$414,388</b>
Wastewater Revenues		414,388	-	-	-	-	414,388
<b>Funding Total</b>		<b>\$414,388</b>	-	-	-	-	<b>\$414,388</b>
<b>WS90500221</b>	<b>BROADWAY RD. SEWER MAIN 59TH AV -75TH AV</b> <b>Function: Phoenix Sewers</b> <b>District: 7</b>						
	Construction administration and inspection of approximately 10,000 LF of 42-inch and 36-inch gravity sewer line from 75th Avenue to 59th Avenue along Broadway Road.						
Other		65,000	-	-	-	-	65,000
<b>Project Total</b>		<b>\$65,000</b>	-	-	-	-	<b>\$65,000</b>
Wastewater Revenues		65,000	-	-	-	-	65,000
<b>Funding Total</b>		<b>\$65,000</b>	-	-	-	-	<b>\$65,000</b>
<b>WS90500222</b>	<b>UNLINED CONCRETE REHAB-SEGMENTS C2&amp;C3</b> <b>Function: Phoenix Sewers</b> <b>District: 7</b>						
	Rehabilitate approximately 2,613 linear feet (LF) of 30-inch, 2,663 LF of 33-inch, 9,643 LF of 36-inch, and 2,499 LF of 39-inch unlined concrete sewer line.						
Other		253,500	-	-	-	-	253,500
Design		700,000	-	-	-	-	700,000
Construction		8,436,250	-	-	-	-	8,436,250
<b>Project Total</b>		<b>\$9,389,750</b>	-	-	-	-	<b>\$9,389,750</b>
2006 CIC Wastewater Bonds		9,389,750	-	-	-	-	9,389,750
<b>Funding Total</b>		<b>\$9,389,750</b>	-	-	-	-	<b>\$9,389,750</b>
<b>WS90800002</b>	<b>SECURITY IMPROVEMENTS-REMOTE FACILITIES</b> <b>Function: Repayments</b> <b>District: Citywide</b>						
	Complete security improvements at remote facilities.						
Other		38,000	-	-	-	-	38,000
Construction		-	-	-	2,740,000	-	2,740,000
<b>Project Total</b>		<b>\$38,000</b>	-	-	<b>\$2,740,000</b>	-	<b>\$2,778,000</b>
Wastewater Revenues		38,000	-	-	2,740,000	-	2,778,000
<b>Funding Total</b>		<b>\$38,000</b>	-	-	<b>\$2,740,000</b>	-	<b>\$2,778,000</b>

**City of Phoenix, Arizona**  
**2007-2012 Capital Improvement Program**  
**Wastewater**

<b>Project No.</b>	<b>Project Title</b>	<b>2007-08</b>	<b>2008-09</b>	<b>2009-10</b>	<b>2010-11</b>	<b>2011-12</b>	<b>Total</b>
<b>WS90800003</b>	<b>WASTEWATER SECURITY IMPROVEMENTS</b>						
		<b>Function: Repayments</b>				<b>District: Citywide</b>	
	Construct security improvements for individual site plans from the vulnerability assessment and remote facilities security plan.						
Other		56,000	-	-	-	-	56,000
Construction		2,755,431	-	-	-	-	2,755,431
<b>Project Total</b>		<b>\$2,811,431</b>	<b>-</b>	<b>-</b>	<b>-</b>	<b>-</b>	<b>\$2,811,431</b>
Wastewater Revenues		2,811,431	-	-	-	-	2,811,431
<b>Funding Total</b>		<b>\$2,811,431</b>	<b>-</b>	<b>-</b>	<b>-</b>	<b>-</b>	<b>\$2,811,431</b>
<b>WS90140001</b>	<b>TRES RIOS DEMONSTRATION PROJECT</b>						
		<b>Function: Tres Rios</b>				<b>District: 7</b>	
	Conduct ongoing study for the Tres Rios Wetlands Demonstration Project.						
Other		128,000	-	-	-	-	128,000
<b>Project Total</b>		<b>\$128,000</b>	<b>-</b>	<b>-</b>	<b>-</b>	<b>-</b>	<b>\$128,000</b>
Wastewater Revenues		69,952	-	-	-	-	69,952
SROG - Other Cities Participation		58,048	-	-	-	-	58,048
<b>Funding Total</b>		<b>\$128,000</b>	<b>-</b>	<b>-</b>	<b>-</b>	<b>-</b>	<b>\$128,000</b>
<b>WS90140006</b>	<b>TRES RIOS - FULL SCALE</b>						
		<b>Function: Tres Rios</b>				<b>District: 7</b>	
	Acquire land for the full-scale Tres Rios/Recharge/Reuse Project.						
	Estimated full-year ongoing operating costs: \$4,053,230						
Other		403,000	-	-	-	-	403,000
Land Acquisition		21,725,000	5,000,000	-	-	-	26,725,000
<b>Project Total</b>		<b>\$22,128,000</b>	<b>\$5,000,000</b>	<b>-</b>	<b>-</b>	<b>-</b>	<b>\$27,128,000</b>
SROG - Other Cities Participation		10,134,624	2,290,000	-	-	-	12,424,624
2008 CIC Wastewater Bonds		-	2,710,000	-	-	-	2,710,000
2006 CIC Wastewater Bonds		11,993,376	-	-	-	-	11,993,376
<b>Funding Total</b>		<b>\$22,128,000</b>	<b>\$5,000,000</b>	<b>-</b>	<b>-</b>	<b>-</b>	<b>\$27,128,000</b>
<b>WS90700005</b>	<b>ENGINEERING</b>						
		<b>Function: Wastewater System Studies</b>				<b>District: Citywide</b>	
	Estimated engineering staff costs for future capital improvement projects.						
Other		-	4,500,000	4,500,000	4,500,000	4,500,000	18,000,000
<b>Project Total</b>		<b>-</b>	<b>\$4,500,000</b>	<b>\$4,500,000</b>	<b>\$4,500,000</b>	<b>\$4,500,000</b>	<b>\$18,000,000</b>
Wastewater Revenues		-	-	-	4,500,000	-	4,500,000
Nonprofit CIC Bonds		-	-	4,500,000	-	4,500,000	9,000,000
2008 CIC Wastewater Bonds		-	4,500,000	-	-	-	4,500,000
<b>Funding Total</b>		<b>-</b>	<b>\$4,500,000</b>	<b>\$4,500,000</b>	<b>\$4,500,000</b>	<b>\$4,500,000</b>	<b>\$18,000,000</b>
<b>WS90700030</b>	<b>CMOM STUDY</b>						
		<b>Function: Wastewater System Studies</b>				<b>District: Citywide</b>	
	Conduct Capacity Management Operations and Maintenance (CMOM) risk assessment and baseline asset management assessment.						
Design		-	-	500,000	-	-	500,000
<b>Project Total</b>		<b>-</b>	<b>-</b>	<b>\$500,000</b>	<b>-</b>	<b>-</b>	<b>\$500,000</b>
Wastewater Revenues		-	-	500,000	-	-	500,000
<b>Funding Total</b>		<b>-</b>	<b>-</b>	<b>\$500,000</b>	<b>-</b>	<b>-</b>	<b>\$500,000</b>

**City of Phoenix, Arizona**  
**2007-2012 Capital Improvement Program**  
**Wastewater**

<b>Project No.</b>	<b>Project Title</b>	<b>2007-08</b>	<b>2008-09</b>	<b>2009-10</b>	<b>2010-11</b>	<b>2011-12</b>	<b>Total</b>
<b>WS90700031</b>	<b>ON-CALL CONTROL SYSTEM PROGRAMMING</b>						
	Function: Wastewater System Studies						
	District: Citywide						
	Provide on-call consultant services for control system programming as necessary.						
Study		200,000	-	-	270,000	-	470,000
Other		22,000	-	-	-	-	22,000
<b>Project Total</b>		<b>\$222,000</b>	<b>-</b>	<b>-</b>	<b>\$270,000</b>	<b>-</b>	<b>\$492,000</b>
Wastewater Revenues		222,000	-	-	-	-	222,000
Nonprofit CIC Bonds		-	-	-	270,000	-	270,000
<b>Funding Total</b>		<b>\$222,000</b>	<b>-</b>	<b>-</b>	<b>\$270,000</b>	<b>-</b>	<b>\$492,000</b>
<b>WS90700032</b>	<b>PROCESS CONTROL OPTIMIZATION</b>						
	Function: Wastewater System Studies						
	District: Citywide						
	Study process control optimization for the collection system.						
Study		-	-	610,000	-	650,000	1,260,000
<b>Project Total</b>		<b>-</b>	<b>-</b>	<b>\$610,000</b>	<b>-</b>	<b>\$650,000</b>	<b>\$1,260,000</b>
Wastewater Revenues		-	-	-	-	650,000	650,000
Nonprofit CIC Bonds		-	-	610,000	-	-	610,000
<b>Funding Total</b>		<b>-</b>	<b>-</b>	<b>\$610,000</b>	<b>-</b>	<b>\$650,000</b>	<b>\$1,260,000</b>
<b>WS90700033</b>	<b>WASTEWATER CREW WIRELESS AUTOMATION / HANSEN / SCADA / GPS / GIS</b>						
	Function: Wastewater System Studies						
	District: Citywide						
	Develop application for wastewater collection crews mobile field devices.						
Design		140,000	-	-	-	-	140,000
<b>Project Total</b>		<b>\$140,000</b>	<b>-</b>	<b>-</b>	<b>-</b>	<b>-</b>	<b>\$140,000</b>
Wastewater Revenues		140,000	-	-	-	-	140,000
<b>Funding Total</b>		<b>\$140,000</b>	<b>-</b>	<b>-</b>	<b>-</b>	<b>-</b>	<b>\$140,000</b>
<b>WS90700038</b>	<b>CAPITAL IMPROVEMENT PROGRAM PROJECT CONTROLS SYSTEM IMPLEMENTATION</b>						
	Function: Wastewater System Studies						
	District: Citywide						
	Provide for additional costs and implementation of Capital Improvement Program Controls System.						
Other		945,000	-	-	-	-	945,000
Design		900,000	-	-	-	-	900,000
<b>Project Total</b>		<b>\$1,845,000</b>	<b>-</b>	<b>-</b>	<b>-</b>	<b>-</b>	<b>\$1,845,000</b>
Wastewater Revenues		1,845,000	-	-	-	-	1,845,000
<b>Funding Total</b>		<b>\$1,845,000</b>	<b>-</b>	<b>-</b>	<b>-</b>	<b>-</b>	<b>\$1,845,000</b>
<b>WS90700042</b>	<b>WASTEWATER DEVELOPMENT PLANNING</b>						
	Function: Wastewater System Studies						
	District: Citywide						
	Wastewater engineering labor charges for developer projects.						
Other		679,000	65,000	65,000	65,000	65,000	939,000
<b>Project Total</b>		<b>\$679,000</b>	<b>\$65,000</b>	<b>\$65,000</b>	<b>\$65,000</b>	<b>\$65,000</b>	<b>\$939,000</b>
Wastewater Development Occupational Fee		679,000	65,000	65,000	65,000	65,000	939,000
<b>Funding Total</b>		<b>\$679,000</b>	<b>\$65,000</b>	<b>\$65,000</b>	<b>\$65,000</b>	<b>\$65,000</b>	<b>\$939,000</b>
<b>WS90700046</b>	<b>AS-BUILT CHARGES FOR WASTEWATER CIP PROJECTS</b>						
	Function: Wastewater System Studies						
	District: Citywide						
	Charges from WSD Technical Support Division for as-built processing fees for Wastewater projects that are closed.						
Other		4,300	4,300	4,300	4,300	4,300	21,500
<b>Project Total</b>		<b>\$4,300</b>	<b>\$4,300</b>	<b>\$4,300</b>	<b>\$4,300</b>	<b>\$4,300</b>	<b>\$21,500</b>
Wastewater Revenues		4,300	4,300	4,300	4,300	4,300	21,500
<b>Funding Total</b>		<b>\$4,300</b>	<b>\$4,300</b>	<b>\$4,300</b>	<b>\$4,300</b>	<b>\$4,300</b>	<b>\$21,500</b>

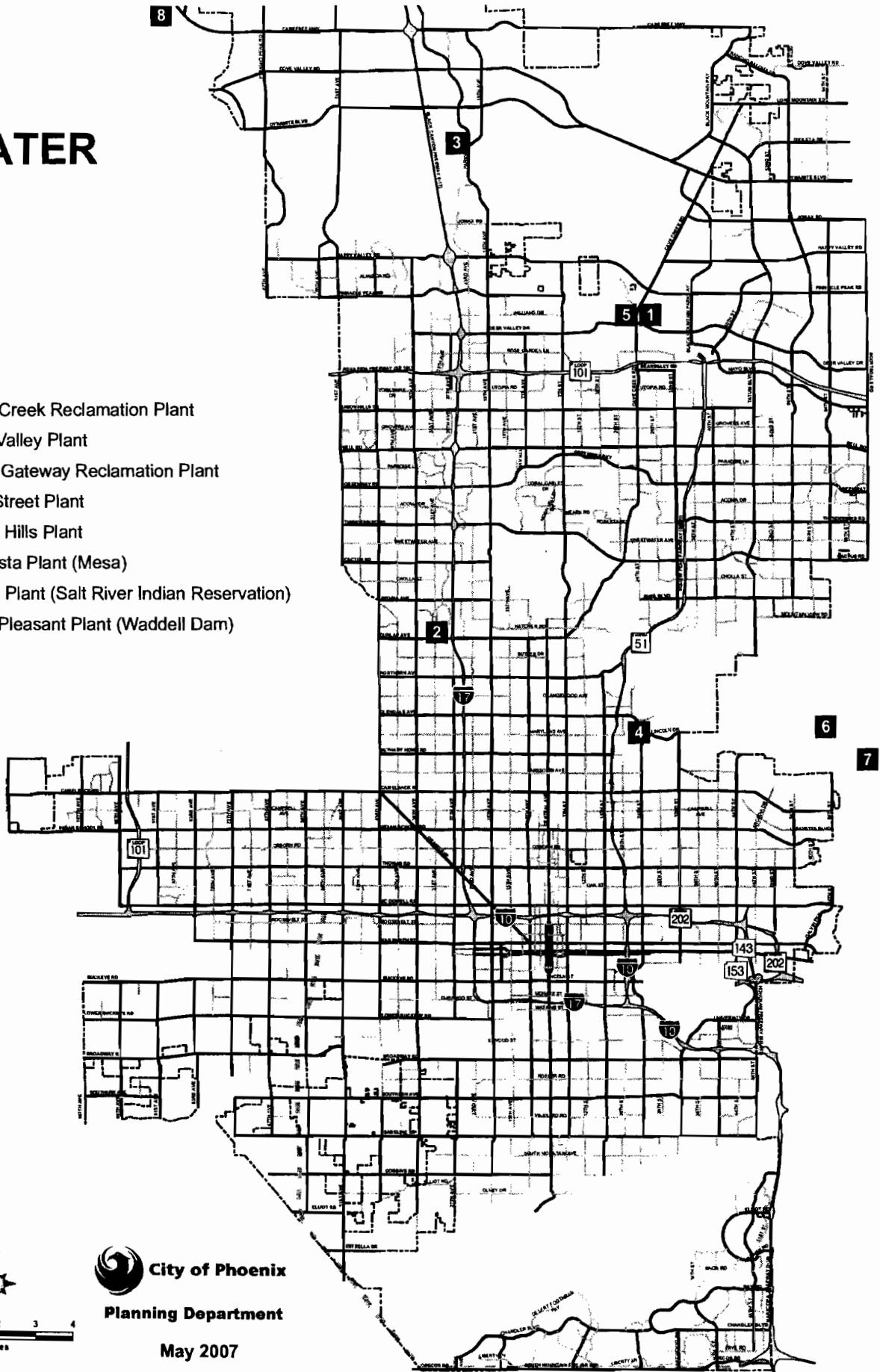


**City of Phoenix, Arizona**  
**2007-2012 Capital Improvement Program**  
**Wastewater**

<i>Project No.</i>	<i>Project Title</i>	<i>2007-08</i>	<i>2008-09</i>	<i>2009-10</i>	<i>2010-11</i>	<i>2011-12</i>	<i>Total</i>
<b>AR84900006</b>	<b>BOLA TIE RELOCATION - PERCENT FOR ART</b>						
	Relocate bola ties.						
			Function: Percent for Art				
			District: 8				
Construction		249,500	-	-	-	-	249,500
<b>Project Total</b>		<b>\$249,500</b>	-	-	-	-	<b>\$249,500</b>
2006 CIC Wastewater Bonds		249,500	-	-	-	-	249,500
<b>Funding Total</b>		<b>\$249,500</b>	-	-	-	-	<b>\$249,500</b>

# WATER

- 1** Cave Creek Reclamation Plant
- 2** Deer Valley Plant
- 3** North Gateway Reclamation Plant
- 4** 24th Street Plant
- 5** Union Hills Plant
- 6** Val Vista Plant (Mesa)
- 7** Verde Plant (Salt River Indian Reservation)
- 8** Lake Pleasant Plant (Waddell Dam)



 **City of Phoenix**  
**Planning Department**

May 2007

## Water

The \$1.2 billion Water program is funded with Water operating revenue, non-profit corporation bonds, impact fees and city of Mesa participation in the Val Vista Water Treatment Plant joint venture.

Major projects planned include the following:

- Acquisition and construction of new wells and rehabilitation of existing wells
- Construction of new reservoirs and rehabilitation of existing reservoirs
- Construction of new booster stations and rehabilitation of existing booster stations
- Rehabilitation of steel tanks
- Rehabilitation and security upgrades at Cave Creek Water Reclamation Plant
- Design of a new water treatment plant at 15<sup>th</sup> Avenue and Dobbins Road
- Design and re-construction of the east basin at Deer Valley Water Treatment Plant (WTP)
- Conversion of plant filtration to granular activated carbon at Val Vista, 24<sup>th</sup> Street, and Union Hills Water Treatment Plants.
- Rehabilitation and process optimization at the Val Vista, Deer Valley, 24<sup>th</sup> Street, and Union Hills Water Treatment Plants
- Replacement and rehabilitation of the Val Vista Transmission Main from the Val Vista Water Treatment Plant to 48<sup>th</sup> Street
- Construction of water main improvements recommended in the integrity study and rehabilitation of existing mains citywide
- Increase capacity of water distribution system in the Camelback east residential corridor
- Construction of new mains in growth areas
- Replacement and upgrade of the City's Customer Information System
- Acquisition of additional water resources
- Relocation of water lines for light rail
- Construction of the 51<sup>st</sup> Avenue to Deems Hill reservoir
- Installation of new service meters and construction of plumbing connections for alley service relocations
- Acquisition and installation of software and hardware to automate meter reading
- Performance of assessment study of all prestressed concrete cylinder pipe (PCCP)

**2007-2012 CAPITAL IMPROVEMENT PROGRAM**

**Water  
Capital Improvement Program Summary**

<b>Project Summary</b>	<b>2007-08</b>	<b>2008-09</b>	<b>2009-10</b>	<b>2010-11</b>	<b>2011-12</b>	<b>Total</b>
24th Street Plant	\$ 10,425,000	\$ 300,000	\$ 62,200,000	\$ 310,000	\$ 320,000	\$ 73,555,000
Automation	19,184,202	17,185,000	9,225,000	5,577,000	5,596,000	56,767,202
Boosters	66,000	-	-	-	-	66,000
Deer Valley Plant	122,853,000	290,000	1,800,000	310,000	320,000	125,573,000
Lake Pleasant Plant	43,000	6,500,000	-	-	-	6,543,000
Union Hills Plant	8,012,000	4,800,000	48,500,000	315,000	315,000	61,942,000
Val Vista Plant	23,882,000	80,773,014	1,586,000	601,000	18,580,032	125,422,046
Western Canal Plant	34,000	-	-	5,000,000	-	5,034,000
Cave Creek	3,121,000	4,340,000	1,525,000	2,560,000	5,970,000	17,516,000
North Gateway Rec Plant	2,141,000	1,400,000	-	-	-	3,541,000
Reclamation Facilities	529,000	680,000	-	-	-	1,209,000
GAC Regeneration Facility	2,485,000	-	-	-	-	2,485,000
Other	802,100	4,565,000	-	3,040,000	-	8,407,100
Plan Six	1,750,000	-	-	-	-	1,750,000
Production	10,315,000	9,750,000	11,080,000	10,030,000	13,010,000	54,185,000
Reservoirs	12,207,000	8,900,000	12,100,000	23,550,000	6,305,000	63,062,000
Security	5,052,000	2,880,000	2,925,000	2,970,000	3,010,000	16,837,000
Service Replacements	3,532,000	3,560,000	3,660,000	3,770,000	3,900,000	18,422,000
Water Mains	94,414,514	104,562,395	61,855,832	66,157,589	105,220,969	432,211,299
Water System Studies	26,094,000	30,558,000	23,433,000	13,073,000	37,373,000	130,531,000
Wells	4,205,000	7,170,000	2,200,000	4,960,000	1,300,000	19,835,000
Debt Issuance Costs	10,200,000	-	-	-	-	10,200,000
Percent for Art	7,611,557	1,000,000	500,000	500,000	-	9,611,557
<b>Total</b>	<b>\$ 368,958,373</b>	<b>\$ 289,213,409</b>	<b>\$ 242,589,832</b>	<b>\$ 142,723,589</b>	<b>\$ 201,220,001</b>	<b>\$ 1,244,705,204</b>

**Source of Funds**

Operating Funds

Arizona Highway Users Revenue	\$ 91,757	\$ -	\$ -	\$ -	\$ -	\$ 91,757
Water Revenue	68,288,125	93,457,060	78,316,000	112,830,000	98,318,000	451,209,185
<b>Total Operating Funds</b>	<b>\$ 68,379,882</b>	<b>\$ 93,457,060</b>	<b>\$ 78,316,000</b>	<b>\$ 112,830,000</b>	<b>\$ 98,318,000</b>	<b>\$ 451,300,942</b>

Bond Funds

2006 Bonds	\$ 555,000	\$ -	\$ -	\$ -	\$ -	\$ 555,000
2001 Bonds	21,000	-	-	-	-	21,000
Non-profit Corporation Bonds - Solid Waste	4,000,000	-	-	-	-	4,000,000
Non-profit Corporation Bonds - Wastewater	3,320,972	828,000	-	-	-	4,148,972
Non-profit Corporation Bonds - Water	263,525,282	163,783,779	162,310,000	23,332,160	99,455,265	712,406,486
<b>Total Bond Funds</b>	<b>\$ 271,422,254</b>	<b>\$ 164,611,779</b>	<b>\$ 162,310,000</b>	<b>\$ 23,332,160</b>	<b>\$ 99,455,265</b>	<b>\$ 721,131,458</b>

Other Financing

Impact Fees	\$ 22,760,000	\$ 3,400,000	\$ -	\$ 5,000,000	\$ -	\$ 31,160,000
Other Cities' Share in Joint Ventures	4,646,237	27,744,570	1,963,832	1,561,429	3,446,736	39,362,804
Private Participation	1,750,000	-	-	-	-	1,750,000
<b>Total Other Financing</b>	<b>\$ 29,156,237</b>	<b>\$ 31,144,570</b>	<b>\$ 1,963,832</b>	<b>\$ 6,561,429</b>	<b>\$ 3,446,736</b>	<b>\$ 72,272,804</b>

**Total Sources of Funds**

<b>Total Sources of Funds</b>	<b>\$ 368,958,373</b>	<b>\$ 289,213,409</b>	<b>\$ 242,589,832</b>	<b>\$ 142,723,589</b>	<b>\$ 201,220,001</b>	<b>\$ 1,244,705,204</b>
-------------------------------	-----------------------	-----------------------	-----------------------	-----------------------	-----------------------	-------------------------

**City of Phoenix, Arizona**  
**2007-2012 Capital Improvement Program**  
**Water**

<b>Project No.</b>	<b>Project Title</b>	<b>2007-08</b>	<b>2008-09</b>	<b>2009-10</b>	<b>2010-11</b>	<b>2011-12</b>	<b>Total</b>
<b>WS85290013</b>	<b>24TH ST WATER TREATMENT PLANT PROCESS CONTROL OPTIMIZATION</b>						
	Function: 24th Street Plant						
	District: 3						
	Construct process control improvements.						
	Estimated full-year ongoing operating costs:	\$50,000					
	Other	2,000	-	-	-	-	2,000
	Construction	-	-	1,500,000	-	-	1,500,000
	<b>Project Total</b>	<b>\$2,000</b>	<b>-</b>	<b>\$1,500,000</b>	<b>-</b>	<b>-</b>	<b>\$1,502,000</b>
	Water Revenues	-	-	1,500,000	-	-	1,500,000
	2007 CIC Water Bonds	2,000	-	-	-	-	2,000
	<b>Funding Total</b>	<b>\$2,000</b>	<b>-</b>	<b>\$1,500,000</b>	<b>-</b>	<b>-</b>	<b>\$1,502,000</b>
<b>WS85290014</b>	<b>24TH ST WATER TREATMENT PLANT BOOSTER</b>						
	Function: 24th Street Plant						
	District: 3						
	Complete improvements to the Zone 4A booster and PRV Station at the plant.						
	Other	4,000	-	-	-	-	4,000
	<b>Project Total</b>	<b>\$4,000</b>	<b>-</b>	<b>-</b>	<b>-</b>	<b>-</b>	<b>\$4,000</b>
	Water Revenues	4,000	-	-	-	-	4,000
	<b>Funding Total</b>	<b>\$4,000</b>	<b>-</b>	<b>-</b>	<b>-</b>	<b>-</b>	<b>\$4,000</b>
<b>WS85290015</b>	<b>24TH ST WATER TREATMENT PLANT DCS IMPLEMENTATION</b>						
	Function: 24th Street Plant						
	District: 3						
	Upgrade and standardize Distributed Control System (DCS) process controls.						
	Study	1,615,000	-	-	-	-	1,615,000
	Other	6,000	-	-	-	-	6,000
	<b>Project Total</b>	<b>\$1,621,000</b>	<b>-</b>	<b>-</b>	<b>-</b>	<b>-</b>	<b>\$1,621,000</b>
	2008 CIC Water Bonds	1,621,000	-	-	-	-	1,621,000
	<b>Funding Total</b>	<b>\$1,621,000</b>	<b>-</b>	<b>-</b>	<b>-</b>	<b>-</b>	<b>\$1,621,000</b>
<b>WS85290016</b>	<b>24TH ST WATER TREATMENT PLANT GRANULAR ACTIVATED CARBON CONVERSION</b>						
	Function: 24th Street Plant						
	District: 3						
	Convert plant filtration to granular activated carbon.						
	Estimated full-year ongoing operating costs:	\$4,870,000					
	Other	181,000	-	-	-	-	181,000
	Design	6,825,000	-	5,000,000	-	-	11,825,000
	Construction	-	-	51,400,000	-	-	51,400,000
	<b>Project Total</b>	<b>\$7,006,000</b>	<b>-</b>	<b>\$56,400,000</b>	<b>-</b>	<b>-</b>	<b>\$63,406,000</b>
	2008 CIC Water Bonds	7,006,000	-	56,400,000	-	-	63,406,000
	<b>Funding Total</b>	<b>\$7,006,000</b>	<b>-</b>	<b>\$56,400,000</b>	<b>-</b>	<b>-</b>	<b>\$63,406,000</b>
<b>WS85290019</b>	<b>24TH ST WATER TREATMENT PLANT SECURITY IMPROVEMENTS</b>						
	Function: 24th Street Plant						
	District: 3						
	Construct security improvements.						
	Other	15,000	-	-	-	-	15,000
	Construction	700,000	-	-	-	-	700,000
	<b>Project Total</b>	<b>\$715,000</b>	<b>-</b>	<b>-</b>	<b>-</b>	<b>-</b>	<b>\$715,000</b>
	2008 CIC Water Bonds	515,000	-	-	-	-	515,000
	2007 CIC Water Bonds	200,000	-	-	-	-	200,000
	<b>Funding Total</b>	<b>\$715,000</b>	<b>-</b>	<b>-</b>	<b>-</b>	<b>-</b>	<b>\$715,000</b>

**City of Phoenix, Arizona**  
**2007-2012 Capital Improvement Program**  
**Water**

<b>Project No.</b>	<b>Project Title</b>	<b>2007-08</b>	<b>2008-09</b>	<b>2009-10</b>	<b>2010-11</b>	<b>2011-12</b>	<b>Total</b>
<b>WS85290020</b>	<b>24TH ST WATER TREATMENT PLANT REHABILITATION PROJECT</b>						
			<b>Function: 24th Street Plant</b>				<b>District: 3</b>
	Complete rehabilitation of the plant.						
Other		4,000	-	-	-	-	4,000
	<b>Project Total</b>	<b>\$4,000</b>	-	-	-	-	<b>\$4,000</b>
2007 CIC Water Bonds		4,000	-	-	-	-	4,000
	<b>Funding Total</b>	<b>\$4,000</b>	-	-	-	-	<b>\$4,000</b>
<b>WS85290023</b>	<b>24TH ST WATER TREATMENT PLANT - INSTRUMENTATION AND CONTROL INSPECTION</b>						
			<b>Function: 24th Street Plant</b>				<b>District: 3</b>
	On-call inspection services for instrumentation and control projects.						
Other		18,000	-	-	-	-	18,000
Design		280,000	300,000	300,000	310,000	320,000	1,510,000
	<b>Project Total</b>	<b>\$298,000</b>	<b>\$300,000</b>	<b>\$300,000</b>	<b>\$310,000</b>	<b>\$320,000</b>	<b>\$1,528,000</b>
Water Revenues		298,000	300,000	300,000	310,000	320,000	1,528,000
	<b>Funding Total</b>	<b>\$298,000</b>	<b>\$300,000</b>	<b>\$300,000</b>	<b>\$310,000</b>	<b>\$320,000</b>	<b>\$1,528,000</b>
<b>WS85290024</b>	<b>24TH ST WATER TREATMENT PLANT OPTIMIZATION / IMPROVEMENTS</b>						
			<b>Function: 24th Street Plant</b>				<b>District: 3</b>
	Evaluate current treatment process limitations, make recommendations, and construct improvements.						
Other		140,000	-	-	-	-	140,000
Design		625,000	-	-	-	-	625,000
Construction		-	-	4,000,000	-	-	4,000,000
	<b>Project Total</b>	<b>\$765,000</b>	-	<b>\$4,000,000</b>	-	-	<b>\$4,765,000</b>
Nonprofit CIC Bonds		-	-	4,000,000	-	-	4,000,000
2008 CIC Water Bonds		765,000	-	-	-	-	765,000
	<b>Funding Total</b>	<b>\$765,000</b>	-	<b>\$4,000,000</b>	-	-	<b>\$4,765,000</b>
<b>WS85290025</b>	<b>24TH ST WTP - ARC FLASH ANALYSIS</b>						
			<b>Function: 24th Street Plant</b>				<b>District: 3</b>
	Complete analysis and testing of plant electrical equipment to meet new electric and fire code requirements.						
Other		10,000	-	-	-	-	10,000
	<b>Project Total</b>	<b>\$10,000</b>	-	-	-	-	<b>\$10,000</b>
2007 CIC Water Bonds		10,000	-	-	-	-	10,000
	<b>Funding Total</b>	<b>\$10,000</b>	-	-	-	-	<b>\$10,000</b>
<b>WS85660001</b>	<b>CUSTOMER INFORMATION SYSTEM REPLACEMENT</b>						
			<b>Function: Automation</b>				<b>District: Citywide</b>
	Replace Customer Information System (CIS)						
Equipment		13,330,202	3,600,000	-	-	-	16,930,202
	<b>Project Total</b>	<b>\$13,330,202</b>	<b>\$3,600,000</b>	-	-	-	<b>\$16,930,202</b>
Solid Waste Nonprofit Corp Bonds		4,000,000	-	-	-	-	4,000,000
2008 CIC Water Bonds		-	2,772,000	-	-	-	2,772,000
2008 CIC Wastewater Bonds		-	828,000	-	-	-	828,000
2007 CIC Water Bonds		7,586,510	-	-	-	-	7,586,510
2006 CIC Wastewater Bonds		1,743,692	-	-	-	-	1,743,692
	<b>Funding Total</b>	<b>\$13,330,202</b>	<b>\$3,600,000</b>	-	-	-	<b>\$16,930,202</b>

**City of Phoenix, Arizona**  
**2007-2012 Capital Improvement Program**  
**Water**

<b>Project No.</b>	<b>Project Title</b>	<b>2007-08</b>	<b>2008-09</b>	<b>2009-10</b>	<b>2010-11</b>	<b>2011-12</b>	<b>Total</b>
<b>WS8566003</b>	<b>CUSTOMER INFORMATION SYSTEM UPGRADE</b>						
	Upgrade the CIS billing system.						
	Equipment	-	4,445,000	-	-	-	4,445,000
	<b>Project Total</b>	-	<b>\$4,445,000</b>	-	-	-	<b>\$4,445,000</b>
	2008 CIC Water Bonds	-	4,445,000	-	-	-	4,445,000
	<b>Funding Total</b>	-	<b>\$4,445,000</b>	-	-	-	<b>\$4,445,000</b>
<b>WS8566008</b>	<b>ENVIRONMENTAL HEALTH AND SAFETY SYSTEM DATABASE</b>						
	Expand a database to provide environmental management tools for compliance with the Environmental Health and Safety System regulations.						
	Equipment	125,000	130,000	133,000	137,000	141,000	666,000
	<b>Project Total</b>	<b>\$125,000</b>	<b>\$130,000</b>	<b>\$133,000</b>	<b>\$137,000</b>	<b>\$141,000</b>	<b>\$666,000</b>
	Water Revenues	125,000	130,000	133,000	137,000	141,000	666,000
	<b>Funding Total</b>	<b>\$125,000</b>	<b>\$130,000</b>	<b>\$133,000</b>	<b>\$137,000</b>	<b>\$141,000</b>	<b>\$666,000</b>
<b>WS8566012</b>	<b>HANSEN FIELD INTEGRATION/WATER CREW WIRELESS AUTOMATION</b>						
	Implement Hansen Field Integration Project/Water System SCADA GPS GIS/Distribution Wireless Automation Project						
	Equipment	200,000	-	-	-	-	200,000
	<b>Project Total</b>	<b>\$200,000</b>	-	-	-	-	<b>\$200,000</b>
	Water Revenues	200,000	-	-	-	-	200,000
	<b>Funding Total</b>	<b>\$200,000</b>	-	-	-	-	<b>\$200,000</b>
<b>WS8566015</b>	<b>AUTOCAD SERVICES</b>						
	Develop Autocad as-built drawings for all facilities.						
	Study	400,000	415,000	427,000	440,000	455,000	2,137,000
	Other	14,000	-	-	-	-	14,000
	<b>Project Total</b>	<b>\$414,000</b>	<b>\$415,000</b>	<b>\$427,000</b>	<b>\$440,000</b>	<b>\$455,000</b>	<b>\$2,151,000</b>
	Water Revenues	414,000	415,000	427,000	440,000	455,000	2,151,000
	<b>Funding Total</b>	<b>\$414,000</b>	<b>\$415,000</b>	<b>\$427,000</b>	<b>\$440,000</b>	<b>\$455,000</b>	<b>\$2,151,000</b>
<b>WS8566024</b>	<b>AUTOMATIC METER READING SYSTEM</b>						
	Acquire software and hardware and install transmitter devices in two man crew vaulted meters.						
	Estimated full-year ongoing operating costs: \$80,000						
	Equipment	5,115,000	8,000,000	8,665,000	5,000,000	5,000,000	31,780,000
	<b>Project Total</b>	<b>\$5,115,000</b>	<b>\$8,000,000</b>	<b>\$8,665,000</b>	<b>\$5,000,000</b>	<b>\$5,000,000</b>	<b>\$31,780,000</b>
	Water Revenues	5,115,000	-	-	2,000,000	-	7,115,000
	Nonprofit CIC Bonds	-	-	8,665,000	3,000,000	5,000,000	16,665,000
	2008 CIC Water Bonds	-	8,000,000	-	-	-	8,000,000
	<b>Funding Total</b>	<b>\$5,115,000</b>	<b>\$8,000,000</b>	<b>\$8,665,000</b>	<b>\$5,000,000</b>	<b>\$5,000,000</b>	<b>\$31,780,000</b>
<b>WS8566030</b>	<b>METER READING ROUTING SOFTWARE</b>						
	Install software to automate meter routes to better handle the increasing number of meters that are read on a daily basis.						
	Equipment	-	595,000	-	-	-	595,000
	<b>Project Total</b>	-	<b>\$595,000</b>	-	-	-	<b>\$595,000</b>
	Water Revenues	-	595,000	-	-	-	595,000
	<b>Funding Total</b>	-	<b>\$595,000</b>	-	-	-	<b>\$595,000</b>

**City of Phoenix, Arizona**  
**2007-2012 Capital Improvement Program**  
**Water**

<b>Project No.</b>	<b>Project Title</b>	<b>2007-08</b>	<b>2008-09</b>	<b>2009-10</b>	<b>2010-11</b>	<b>2011-12</b>	<b>Total</b>
<b>WS85100014</b>	<b>BOOSTER STATION AT 27TH AVE AND LONE MOUNTAIN ROAD</b>						
			<b>Function: Boosters</b>				
						<b>District: 2</b>	
	Complete installation of pressure reducing valves at a 20 MGD booster station at 27th Ave and Lone Mountain Road.						
	Estimated full-year ongoing operating costs:	\$70,000					
	Other	3,000	-	-	-	-	3,000
	<b>Project Total</b>	<b>\$3,000</b>	<b>-</b>	<b>-</b>	<b>-</b>	<b>-</b>	<b>\$3,000</b>
	Water Revenues	3,000	-	-	-	-	3,000
	<b>Funding Total</b>	<b>\$3,000</b>	<b>-</b>	<b>-</b>	<b>-</b>	<b>-</b>	<b>\$3,000</b>
<b>WS85100020</b>	<b>REPLACE BOOSTER STATION-16TH AVE AND PALMER DRIVE</b>						
			<b>Function: Boosters</b>				
						<b>District: 3</b>	
	Complete replacement of Booster Station at 16th Ave and Palmer Drive.						
	Other	4,000	-	-	-	-	4,000
	<b>Project Total</b>	<b>\$4,000</b>	<b>-</b>	<b>-</b>	<b>-</b>	<b>-</b>	<b>\$4,000</b>
	Water Revenues	4,000	-	-	-	-	4,000
	<b>Funding Total</b>	<b>\$4,000</b>	<b>-</b>	<b>-</b>	<b>-</b>	<b>-</b>	<b>\$4,000</b>
<b>WS85100022</b>	<b>LONE MOUNTAIN BOOSTER PUMP STATION</b>						
			<b>Function: Boosters</b>				
						<b>District: 2</b>	
	Inspect the construction of the Lone Mountain booster pump station.						
	Other	59,000	-	-	-	-	59,000
	<b>Project Total</b>	<b>\$59,000</b>	<b>-</b>	<b>-</b>	<b>-</b>	<b>-</b>	<b>\$59,000</b>
	Water Revenues	59,000	-	-	-	-	59,000
	<b>Funding Total</b>	<b>\$59,000</b>	<b>-</b>	<b>-</b>	<b>-</b>	<b>-</b>	<b>\$59,000</b>
<b>WS85450008</b>	<b>MISCELLANEOUS DISTRIBUTION YARD IMPROVEMENTS</b>						
			<b>Function: Buildings</b>				
						<b>District: Citywide</b>	
	Construct miscellaneous distribution yard improvements.						
	Construction	70,000	70,000	-	-	-	140,000
	<b>Project Total</b>	<b>\$70,000</b>	<b>\$70,000</b>	<b>-</b>	<b>-</b>	<b>-</b>	<b>\$140,000</b>
	Water Revenues	70,000	70,000	-	-	-	140,000
	<b>Funding Total</b>	<b>\$70,000</b>	<b>\$70,000</b>	<b>-</b>	<b>-</b>	<b>-</b>	<b>\$140,000</b>
<b>WS85450010</b>	<b>CORONA YARD CONSTRUCTION</b>						
			<b>Function: Buildings</b>				
						<b>District: 8</b>	
	Design and construct a new yard at 9th St and Broadway Rd.						
	Estimated full-year ongoing operating costs:	\$60,000					
	Other	41,000	-	-	-	-	41,000
	Design	460,000	465,000	-	-	-	925,000
	Construction	-	3,685,000	-	-	-	3,685,000
	<b>Project Total</b>	<b>\$501,000</b>	<b>\$4,150,000</b>	<b>-</b>	<b>-</b>	<b>-</b>	<b>\$4,651,000</b>
	2008 CIC Water Bonds	-	4,150,000	-	-	-	4,150,000
	2007 CIC Water Bonds	501,000	-	-	-	-	501,000
	<b>Funding Total</b>	<b>\$501,000</b>	<b>\$4,150,000</b>	<b>-</b>	<b>-</b>	<b>-</b>	<b>\$4,651,000</b>
<b>WS85450015</b>	<b>RELOCATE WATER SERVICES DEPARTMENT STAFF FROM CITY HALL</b>						
			<b>Function: Buildings</b>				
						<b>District: 8</b>	
	Relocate staff from City Hall to other downtown locations.						
	Construction	231,100	-	-	-	-	231,100
	<b>Project Total</b>	<b>\$231,100</b>	<b>-</b>	<b>-</b>	<b>-</b>	<b>-</b>	<b>\$231,100</b>
	2007 CIC Water Bonds	231,100	-	-	-	-	231,100
	<b>Funding Total</b>	<b>\$231,100</b>	<b>-</b>	<b>-</b>	<b>-</b>	<b>-</b>	<b>\$231,100</b>

**City of Phoenix, Arizona**  
**2007-2012 Capital Improvement Program**  
**Water**

<b>Project No.</b>	<b>Project Title</b>	<b>2007-08</b>	<b>2008-09</b>	<b>2009-10</b>	<b>2010-11</b>	<b>2011-12</b>	<b>Total</b>
<b>WS85450018</b>	<b>LAB IMPROVEMENTS - PHASE II</b>						
		<b>Function: Buildings</b>			<b>District: 7</b>		
	Upgrade 23rd Ave lab facility to meet OSHA lab standards and maintain EPA lab certifications for the additional testing of pollutants.						
Other		-	80,000	-	50,000	-	130,000
Design		-	230,000	-	240,000	-	470,000
Construction		-	35,000	-	2,750,000	-	2,785,000
<b>Project Total</b>		-	<b>\$345,000</b>	-	<b>\$3,040,000</b>	-	<b>\$3,385,000</b>
Nonprofit CIC Bonds		-	-	-	3,040,000	-	3,040,000
2008 CIC Water Bonds		-	345,000	-	-	-	345,000
<b>Funding Total</b>		-	<b>\$345,000</b>	-	<b>\$3,040,000</b>	-	<b>\$3,385,000</b>
<b>WS85080008</b>	<b>CAVE CREEK WATER RECLAMATION PLANT (WRP) - PROCESS CONTROL OPTIMIZATION</b>						
		<b>Function: Cave Creek</b>			<b>District: 2</b>		
	Construct improvements to increase the efficiency of existing process controls at the Water Reclamation Plant (WRP).						
Other		71,000	-	-	-	-	71,000
Construction		550,000	-	700,000	-	-	1,250,000
<b>Project Total</b>		<b>\$621,000</b>	-	<b>\$700,000</b>	-	-	<b>\$1,321,000</b>
Water Revenues		-	-	700,000	-	-	700,000
2007 CIC Water Bonds		621,000	-	-	-	-	621,000
<b>Funding Total</b>		<b>\$621,000</b>	-	<b>\$700,000</b>	-	-	<b>\$1,321,000</b>
<b>WS85080010</b>	<b>CAVE CREEK WATER RECLAMATION PLANT (WRP) - SECURITY UPGRADES PROJECT</b>						
		<b>Function: Cave Creek</b>			<b>District: 2</b>		
	Design and construct security upgrades.						
Design		-	-	575,000	-	570,000	1,145,000
Construction		-	-	-	-	5,130,000	5,130,000
<b>Project Total</b>		-	-	<b>\$575,000</b>	-	<b>\$5,700,000</b>	<b>\$6,275,000</b>
Water Revenues		-	-	575,000	-	5,700,000	6,275,000
<b>Funding Total</b>		-	-	<b>\$575,000</b>	-	<b>\$5,700,000</b>	<b>\$6,275,000</b>
<b>WS85080011</b>	<b>CAVE CREEK WATER RECLAMATION PLANT (WRP) - PLANT REHABILITATION PROJECT</b>						
		<b>Function: Cave Creek</b>			<b>District: 2</b>		
	Rehabilitate the plant.						
Other		87,000	-	-	-	-	87,000
Design		315,000	325,000	-	-	-	640,000
Construction		-	3,225,000	-	-	-	3,225,000
<b>Project Total</b>		<b>\$402,000</b>	<b>\$3,550,000</b>	-	-	-	<b>\$3,952,000</b>
2008 CIC Water Bonds		-	3,550,000	-	-	-	3,550,000
2007 CIC Water Bonds		402,000	-	-	-	-	402,000
<b>Funding Total</b>		<b>\$402,000</b>	<b>\$3,550,000</b>	-	-	-	<b>\$3,952,000</b>
<b>WS85080012</b>	<b>CAVE CREEK WATER RECLAMATION PLANT (WRP) -DISINFECTION</b>						
		<b>Function: Cave Creek</b>			<b>District: 2</b>		
	Complete modifications to the disinfection system.						
Other		19,000	-	-	-	-	19,000
<b>Project Total</b>		<b>\$19,000</b>	-	-	-	-	<b>\$19,000</b>
Water Revenues		19,000	-	-	-	-	19,000
<b>Funding Total</b>		<b>\$19,000</b>	-	-	-	-	<b>\$19,000</b>

**City of Phoenix, Arizona**  
**2007-2012 Capital Improvement Program**  
**Water**

<b>Project No.</b>	<b>Project Title</b>	<b>2007-08</b>	<b>2008-09</b>	<b>2009-10</b>	<b>2010-11</b>	<b>2011-12</b>	<b>Total</b>
<b>WS85080014</b>	<b>CAVE CREEK WATER RECLAMATION PLANT (WRP) - INSTRUMENTATION AND CONTROL INSPECTION SERVICES</b>						
			<b>Function: Cave Creek</b>			<b>District: 2</b>	
	Provide inspection and testing services for instrumentation and control projects.						
	Other	18,000	-	-	-	-	18,000
	Design	240,000	250,000	250,000	260,000	270,000	1,270,000
	<b>Project Total</b>	<b>\$258,000</b>	<b>\$250,000</b>	<b>\$250,000</b>	<b>\$260,000</b>	<b>\$270,000</b>	<b>\$1,288,000</b>
	Water Revenues	258,000	250,000	250,000	260,000	270,000	1,288,000
	<b>Funding Total</b>	<b>\$258,000</b>	<b>\$250,000</b>	<b>\$250,000</b>	<b>\$260,000</b>	<b>\$270,000</b>	<b>\$1,288,000</b>
<b>WS85080015</b>	<b>CAVE CREEK WATER RECLAMATION PLANT (WRP) - TREATMENT OPTIMIZATION AND IMPROVEMENTS</b>						
			<b>Function: Cave Creek</b>			<b>District: 2</b>	
	Evaluate current treatment process limitations, make recommendations, and construct improvements.						
	Design	-	540,000	-	-	-	540,000
	Construction	-	-	-	2,300,000	-	2,300,000
	<b>Project Total</b>	<b>-</b>	<b>\$540,000</b>	<b>-</b>	<b>\$2,300,000</b>	<b>-</b>	<b>\$2,840,000</b>
	Water Revenues	-	-	-	2,300,000	-	2,300,000
	2008 CIC Water Bonds	-	540,000	-	-	-	540,000
	<b>Funding Total</b>	<b>-</b>	<b>\$540,000</b>	<b>-</b>	<b>\$2,300,000</b>	<b>-</b>	<b>\$2,840,000</b>
<b>WS85080016</b>	<b>CAVE CREEK WATER RECLAMATION PLANT (WRP) - ARC FLASH ANALYSIS</b>						
			<b>Function: Cave Creek</b>			<b>District: 2</b>	
	Complete analysis and testing of plant electrical equipment to meet new electric and fire code requirements.						
	Other	10,000	-	-	-	-	10,000
	<b>Project Total</b>	<b>\$10,000</b>	<b>-</b>	<b>-</b>	<b>-</b>	<b>-</b>	<b>\$10,000</b>
	2007 CIC Water Bonds	10,000	-	-	-	-	10,000
	<b>Funding Total</b>	<b>\$10,000</b>	<b>-</b>	<b>-</b>	<b>-</b>	<b>-</b>	<b>\$10,000</b>
<b>WS85080017</b>	<b>CAVE CREEK RECHARGE FAC-PH II</b>						
			<b>Function: Cave Creek</b>			<b>District: 2</b>	
	Design and construct groundwater recharge facilities in northeast Phoenix for the Cave Creek WRP.						
	Other	47,000	-	-	-	-	47,000
	Equipment	195,000	-	-	-	-	195,000
	Design	123,000	-	-	-	-	123,000
	Construction	1,446,000	-	-	-	-	1,446,000
	<b>Project Total</b>	<b>\$1,811,000</b>	<b>-</b>	<b>-</b>	<b>-</b>	<b>-</b>	<b>\$1,811,000</b>
	2007 CIC Water Bonds	1,811,000	-	-	-	-	1,811,000
	<b>Funding Total</b>	<b>\$1,811,000</b>	<b>-</b>	<b>-</b>	<b>-</b>	<b>-</b>	<b>\$1,811,000</b>
<b>WS85260007</b>	<b>DEER VALLEY WATER TREATMENT PLANT REHABILITATION</b>						
			<b>Function: Deer Valley Plant</b>			<b>District: 1</b>	
	Complete rehabilitation of Deer Valley Water Treatment Plant (WTP).						
	Other	7,000	-	-	-	-	7,000
	<b>Project Total</b>	<b>\$7,000</b>	<b>-</b>	<b>-</b>	<b>-</b>	<b>-</b>	<b>\$7,000</b>
	Water Revenues	7,000	-	-	-	-	7,000
	<b>Funding Total</b>	<b>\$7,000</b>	<b>-</b>	<b>-</b>	<b>-</b>	<b>-</b>	<b>\$7,000</b>

**City of Phoenix, Arizona**  
**2007-2012 Capital Improvement Program**  
**Water**

<b>Project No.</b>	<b>Project Title</b>	<b>2007-08</b>	<b>2008-09</b>	<b>2009-10</b>	<b>2010-11</b>	<b>2011-12</b>	<b>Total</b>
<b>WS85260010</b>	<b>DEER VALLEY WATER TREATMENT PLANT PROCESS CONTROL OPTIMIZATION</b>						
			<b>Function: Deer Valley Plant</b>				<b>District: 1</b>
	Implement process control improvements.						
	Estimated full-year ongoing operating costs:	\$70,000					
	Other	2,000	-	-	-	-	2,000
	Construction	-	-	1,500,000	-	-	1,500,000
	<b>Project Total</b>	<b>\$2,000</b>	<b>-</b>	<b>\$1,500,000</b>	<b>-</b>	<b>-</b>	<b>\$1,502,000</b>
	2008 CIC Water Bonds	-	-	1,500,000	-	-	1,500,000
	2007 CIC Water Bonds	2,000	-	-	-	-	2,000
	<b>Funding Total</b>	<b>\$2,000</b>	<b>-</b>	<b>\$1,500,000</b>	<b>-</b>	<b>-</b>	<b>\$1,502,000</b>
<b>WS85260012</b>	<b>DEER VALLEY WATER TREATMENT PLANT WELL BLENDING PLAN</b>						
			<b>Function: Deer Valley Plant</b>				<b>District: 1</b>
	Complete construction of facilities to blend water from 4 wells with Deer Valley WTP production water.						
	Estimated full-year ongoing operating costs:	\$60,000					
	Other	2,000	-	-	-	-	2,000
	<b>Project Total</b>	<b>\$2,000</b>	<b>-</b>	<b>-</b>	<b>-</b>	<b>-</b>	<b>\$2,000</b>
	2007 CIC Water Bonds	2,000	-	-	-	-	2,000
	<b>Funding Total</b>	<b>\$2,000</b>	<b>-</b>	<b>-</b>	<b>-</b>	<b>-</b>	<b>\$2,000</b>
<b>WS85260016</b>	<b>DEER VALLEY WATER TREATMENT PLANT - SRP PIPE RELOCATION</b>						
			<b>Function: Deer Valley Plant</b>				<b>District: 1</b>
	Complete relocation of SRP irrigation lateral pipe from under plant structures.						
	Other	8,000	-	-	-	-	8,000
	<b>Project Total</b>	<b>\$8,000</b>	<b>-</b>	<b>-</b>	<b>-</b>	<b>-</b>	<b>\$8,000</b>
	Water Revenues	8,000	-	-	-	-	8,000
	<b>Funding Total</b>	<b>\$8,000</b>	<b>-</b>	<b>-</b>	<b>-</b>	<b>-</b>	<b>\$8,000</b>
<b>WS85260018</b>	<b>DEER VALLEY WATER TREATMENT PLANT BASINS REMEDIATION</b>						
			<b>Function: Deer Valley Plant</b>				<b>District: 1</b>
	Investigate the limits of the soil erosion beneath the most eastern flocculation and sedimentation basin slabs .						
	Other	14,000	-	-	-	-	14,000
	<b>Project Total</b>	<b>\$14,000</b>	<b>-</b>	<b>-</b>	<b>-</b>	<b>-</b>	<b>\$14,000</b>
	Water Revenues	14,000	-	-	-	-	14,000
	<b>Funding Total</b>	<b>\$14,000</b>	<b>-</b>	<b>-</b>	<b>-</b>	<b>-</b>	<b>\$14,000</b>
<b>WS85260020</b>	<b>DEER VALLEY WATER TREATMENT PLANT SECURITY IMPROVEMENTS</b>						
			<b>Function: Deer Valley Plant</b>				<b>District: 1</b>
	Complete construction of security improvements.						
	Other	2,000	-	-	-	-	2,000
	Construction	200,000	-	-	-	-	200,000
	<b>Project Total</b>	<b>\$202,000</b>	<b>-</b>	<b>-</b>	<b>-</b>	<b>-</b>	<b>\$202,000</b>
	2007 CIC Water Bonds	202,000	-	-	-	-	202,000
	<b>Funding Total</b>	<b>\$202,000</b>	<b>-</b>	<b>-</b>	<b>-</b>	<b>-</b>	<b>\$202,000</b>

**City of Phoenix, Arizona**  
**2007-2012 Capital Improvement Program**  
**Water**

<b>Project No.</b>	<b>Project Title</b>	<b>2007-08</b>	<b>2008-09</b>	<b>2009-10</b>	<b>2010-11</b>	<b>2011-12</b>	<b>Total</b>
<b>WS85260022</b>	<b>DEER VALLEY WATER TREATMENT PLANT - EAST BASINS</b>	<b>Function: Deer Valley Plant</b>				<b>District: 1</b>	
	Design and reconstruct the east basins.						
	Estimated full-year ongoing operating costs:	\$3,610,000					
	Other	326,000	-	-	-	-	326,000
	Design	11,100,000	-	-	-	-	11,100,000
	Construction	110,900,000	-	-	-	-	110,900,000
	<b>Project Total</b>	<b>\$122,326,000</b>	<b>-</b>	<b>-</b>	<b>-</b>	<b>-</b>	<b>\$122,326,000</b>
	2007 CIC Water Bonds	122,326,000	-	-	-	-	122,326,000
	<b>Funding Total</b>	<b>\$122,326,000</b>	<b>-</b>	<b>-</b>	<b>-</b>	<b>-</b>	<b>\$122,326,000</b>
<b>WS85260024</b>	<b>DEER VALLEY WATER TREATMENT PLANT - INSTRUMENTATION AND CONTROL INSPECTION SERVICES</b>	<b>Function: Deer Valley Plant</b>				<b>District: 1</b>	
	On-call inspection services for instrumentation and control projects.						
	Other	2,000	-	-	-	-	2,000
	Design	280,000	290,000	300,000	310,000	320,000	1,500,000
	<b>Project Total</b>	<b>\$282,000</b>	<b>\$290,000</b>	<b>\$300,000</b>	<b>\$310,000</b>	<b>\$320,000</b>	<b>\$1,502,000</b>
	Water Revenues	282,000	290,000	300,000	310,000	320,000	1,502,000
	<b>Funding Total</b>	<b>\$282,000</b>	<b>\$290,000</b>	<b>\$300,000</b>	<b>\$310,000</b>	<b>\$320,000</b>	<b>\$1,502,000</b>
<b>WS85260026</b>	<b>DEER VALLEY WTP - ARC FLASH ANALYSIS</b>	<b>Function: Deer Valley Plant</b>				<b>District: 1</b>	
	Complete analysis and testing of plant electrical equipment to meet new electric and fire code requirements.						
	Other	10,000	-	-	-	-	10,000
	<b>Project Total</b>	<b>\$10,000</b>	<b>-</b>	<b>-</b>	<b>-</b>	<b>-</b>	<b>\$10,000</b>
	2007 CIC Water Bonds	10,000	-	-	-	-	10,000
	<b>Funding Total</b>	<b>\$10,000</b>	<b>-</b>	<b>-</b>	<b>-</b>	<b>-</b>	<b>\$10,000</b>
<b>WS85210001</b>	<b>GAC REGIONAL REACTIVATION FACILITY</b>	<b>Function: GAC Regeneration Facility</b>				<b>District: 2</b>	
	Acquire land for a regional Granular Activated Carbon facility.						
	Land Acquisition	2,485,000	-	-	-	-	2,485,000
	<b>Project Total</b>	<b>\$2,485,000</b>	<b>-</b>	<b>-</b>	<b>-</b>	<b>-</b>	<b>\$2,485,000</b>
	2007 CIC Water Bonds	2,485,000	-	-	-	-	2,485,000
	<b>Funding Total</b>	<b>\$2,485,000</b>	<b>-</b>	<b>-</b>	<b>-</b>	<b>-</b>	<b>\$2,485,000</b>
<b>WS85350001</b>	<b>LAKE PLEASANT WATER TREATMENT PLANT LAND</b>	<b>Function: Lake Pleasant Plant</b>				<b>District: Citywide</b>	
	Purchase 10 acres of land near the New Waddell Dam for the Lake Pleasant Booster Station site.						
	Land Acquisition	-	6,500,000	-	-	-	6,500,000
	<b>Project Total</b>	<b>-</b>	<b>\$6,500,000</b>	<b>-</b>	<b>-</b>	<b>-</b>	<b>\$6,500,000</b>
	Water Revenues	-	6,500,000	-	-	-	6,500,000
	<b>Funding Total</b>	<b>-</b>	<b>\$6,500,000</b>	<b>-</b>	<b>-</b>	<b>-</b>	<b>\$6,500,000</b>
<b>WS85350005</b>	<b>LAKE PLEASANT WATER TREATMENT PLANT</b>	<b>Function: Lake Pleasant Plant</b>				<b>District: Citywide</b>	
	Final costs for the Lake Pleasant WTP.						
	Estimated full-year ongoing operating costs:	\$11,200,000					
	Other	43,000	-	-	-	-	43,000
	<b>Project Total</b>	<b>\$43,000</b>	<b>-</b>	<b>-</b>	<b>-</b>	<b>-</b>	<b>\$43,000</b>
	2007 CIC Water Bonds	43,000	-	-	-	-	43,000
	<b>Funding Total</b>	<b>\$43,000</b>	<b>-</b>	<b>-</b>	<b>-</b>	<b>-</b>	<b>\$43,000</b>

**City of Phoenix, Arizona**  
**2007-2012 Capital Improvement Program**  
**Water**

<b>Project No.</b>	<b>Project Title</b>	<b>2007-08</b>	<b>2008-09</b>	<b>2009-10</b>	<b>2010-11</b>	<b>2011-12</b>	<b>Total</b>
<b>WS85090002</b>	<b>NORTH GATEWAY WATER RECLAMATION PLANT (WRP) - OFF-SITE SEWER ODOR CONTROL</b>						
	Function: North Gateway Rec Plant						
	District: 2						
	Acquire land, design and construct odor control facilities.						
Other		25,000	-	-	-	-	25,000
Land Acquisition		-	1,400,000	-	-	-	1,400,000
Design		385,000	-	-	-	-	385,000
Construction		1,700,000	-	-	-	-	1,700,000
<b>Project Total</b>		<b>\$2,110,000</b>	<b>\$1,400,000</b>	-	-	-	<b>\$3,510,000</b>
2008 CIC Water Bonds		-	1,400,000	-	-	-	1,400,000
2007 CIC Water Bonds		2,110,000	-	-	-	-	2,110,000
<b>Funding Total</b>		<b>\$2,110,000</b>	<b>\$1,400,000</b>	-	-	-	<b>\$3,510,000</b>
<b>WS85090003</b>	<b>NORTH GATEWAY PUMP STATION AND FORCE MAIN</b>						
	Function: North Gateway Rec Plant						
	District: 2						
	Complete construction of a 4 MGD pump station and 7.5 miles of twin 24 inch force mains.						
	Estimated full-year ongoing operating costs: \$700,000						
Other		31,000	-	-	-	-	31,000
<b>Project Total</b>		<b>\$31,000</b>	-	-	-	-	<b>\$31,000</b>
Water Revenues		31,000	-	-	-	-	31,000
<b>Funding Total</b>		<b>\$31,000</b>	-	-	-	-	<b>\$31,000</b>
<b>WS85150001</b>	<b>PLAN 6 FACILITIES</b>						
	Function: Plan Six						
	District: Citywide						
	Construct facilities recommended in Plan 6 of the Central Arizona Water Control Study.						
Construction		1,750,000	-	-	-	-	1,750,000
<b>Project Total</b>		<b>\$1,750,000</b>	-	-	-	-	<b>\$1,750,000</b>
Plan Six Facilities		1,750,000	-	-	-	-	1,750,000
<b>Funding Total</b>		<b>\$1,750,000</b>	-	-	-	-	<b>\$1,750,000</b>
<b>WS85400001</b>	<b>PRODUCTION REPLACEMENT FUND</b>						
	Function: Production						
	District: Citywide						
	Make miscellaneous improvements to water treatment plants and reservoirs. Excludes Val Vista WTP.						
Other		158,000	-	-	-	-	158,000
Equipment		3,420,000	3,560,000	3,660,000	3,780,000	3,885,000	18,305,000
<b>Project Total</b>		<b>\$3,578,000</b>	<b>\$3,560,000</b>	<b>\$3,660,000</b>	<b>\$3,780,000</b>	<b>\$3,885,000</b>	<b>\$18,463,000</b>
Water Revenues		3,578,000	3,560,000	3,660,000	3,780,000	3,885,000	18,463,000
<b>Funding Total</b>		<b>\$3,578,000</b>	<b>\$3,560,000</b>	<b>\$3,660,000</b>	<b>\$3,780,000</b>	<b>\$3,885,000</b>	<b>\$18,463,000</b>
<b>WS85400002</b>	<b>PRODUCTION REPLACEMENT - VAL VISTA WATER TREATMENT PLANT</b>						
	Function: Production						
	District: Citywide						
	Design and improve or replace various infrastructure at the Val Vista Water Treatment Plant. This includes, but is not limited to all treatment processes, chemical facilities, equipment, and facility improvements.						
Other		38,000	-	-	-	-	38,000
Equipment		800,000	830,000	860,000	880,000	910,000	4,280,000
<b>Project Total</b>		<b>\$838,000</b>	<b>\$830,000</b>	<b>\$860,000</b>	<b>\$880,000</b>	<b>\$910,000</b>	<b>\$4,318,000</b>
Val Vista WTP - Capital Outlay		838,000	830,000	860,000	880,000	910,000	4,318,000
<b>Funding Total</b>		<b>\$838,000</b>	<b>\$830,000</b>	<b>\$860,000</b>	<b>\$880,000</b>	<b>\$910,000</b>	<b>\$4,318,000</b>



**City of Phoenix, Arizona**  
**2007-2012 Capital Improvement Program**  
**Water**

<b>Project No.</b>	<b>Project Title</b>	<b>2007-08</b>	<b>2008-09</b>	<b>2009-10</b>	<b>2010-11</b>	<b>2011-12</b>	<b>Total</b>
<b>WS85700049</b>	<b>SECURITY PROGRAM</b>						
		<b>Function: Security</b>			<b>District: Citywide</b>		
	Construct security projects for Water facilities.						
	Estimated full-year ongoing operating costs:	\$50,000					
	Other	3,000	-	-	-	-	3,000
	Construction	731,000	1,000,000	1,000,000	1,000,000	1,000,000	4,731,000
	<b>Project Total</b>	<b>\$734,000</b>	<b>\$1,000,000</b>	<b>\$1,000,000</b>	<b>\$1,000,000</b>	<b>\$1,000,000</b>	<b>\$4,734,000</b>
	Water Revenues	-	1,000,000	-	1,000,000	1,000,000	3,000,000
	Nonprofit CIC Bonds	-	-	1,000,000	-	-	1,000,000
	2007 CIC Water Bonds	734,000	-	-	-	-	734,000
	<b>Funding Total</b>	<b>\$734,000</b>	<b>\$1,000,000</b>	<b>\$1,000,000</b>	<b>\$1,000,000</b>	<b>\$1,000,000</b>	<b>\$4,734,000</b>
<b>WS85800004</b>	<b>WATER SAMPLING STATIONS - SECURITY</b>						
		<b>Function: Security</b>			<b>District: Citywide</b>		
	Install secure water sampling stations at various locations.						
	Other	35,000	-	-	-	-	35,000
	<b>Project Total</b>	<b>\$35,000</b>	<b>-</b>	<b>-</b>	<b>-</b>	<b>-</b>	<b>\$35,000</b>
	Water Revenues	35,000	-	-	-	-	35,000
	<b>Funding Total</b>	<b>\$35,000</b>	<b>-</b>	<b>-</b>	<b>-</b>	<b>-</b>	<b>\$35,000</b>
<b>WS85800005</b>	<b>SECURITY PROJECTS FOR REMOTE FACILITIES</b>						
		<b>Function: Security</b>			<b>District: Citywide</b>		
	Construct security projects for remote facilities as recommended by the Security Master Plan.						
	Other	33,000	-	-	-	-	33,000
	Construction	3,330,000	1,380,000	1,425,000	1,470,000	1,510,000	9,115,000
	<b>Project Total</b>	<b>\$3,363,000</b>	<b>\$1,380,000</b>	<b>\$1,425,000</b>	<b>\$1,470,000</b>	<b>\$1,510,000</b>	<b>\$9,148,000</b>
	Water Revenues	-	1,380,000	-	1,470,000	1,510,000	4,360,000
	Nonprofit CIC Bonds	-	-	1,425,000	-	-	1,425,000
	2007 CIC Water Bonds	3,363,000	-	-	-	-	3,363,000
	<b>Funding Total</b>	<b>\$3,363,000</b>	<b>\$1,380,000</b>	<b>\$1,425,000</b>	<b>\$1,470,000</b>	<b>\$1,510,000</b>	<b>\$9,148,000</b>
<b>WS85800007</b>	<b>REAL TIME WATER QUALITY MONITORING</b>						
		<b>Function: Security</b>			<b>District: Citywide</b>		
	Perform real time monitoring of water quality in canals and the distribution system.						
	Other	151,000	-	-	-	-	151,000
	Design	500,000	500,000	500,000	500,000	500,000	2,500,000
	<b>Project Total</b>	<b>\$651,000</b>	<b>\$500,000</b>	<b>\$500,000</b>	<b>\$500,000</b>	<b>\$500,000</b>	<b>\$2,651,000</b>
	Water Revenues	651,000	500,000	-	500,000	-	1,651,000
	Nonprofit CIC Bonds	-	-	500,000	-	500,000	1,000,000
	<b>Funding Total</b>	<b>\$651,000</b>	<b>\$500,000</b>	<b>\$500,000</b>	<b>\$500,000</b>	<b>\$500,000</b>	<b>\$2,651,000</b>
<b>WS85800009</b>	<b>DURANGO SERVICE YARD - ELECTRICAL UPGRADE</b>						
		<b>Function: Security</b>			<b>District: 7</b>		
	Upgrade electricity to the service yard in order to install Fire Life Safety and security equipment.						
	Other	6,000	-	-	-	-	6,000
	Design	53,000	-	-	-	-	53,000
	Construction	210,000	-	-	-	-	210,000
	<b>Project Total</b>	<b>\$269,000</b>	<b>-</b>	<b>-</b>	<b>-</b>	<b>-</b>	<b>\$269,000</b>
	2007 CIC Water Bonds	269,000	-	-	-	-	269,000
	<b>Funding Total</b>	<b>\$269,000</b>	<b>-</b>	<b>-</b>	<b>-</b>	<b>-</b>	<b>\$269,000</b>



**City of Phoenix, Arizona**  
**2007-2012 Capital Improvement Program**  
**Water**

<b>Project No.</b>	<b>Project Title</b>	<b>2007-08</b>	<b>2008-09</b>	<b>2009-10</b>	<b>2010-11</b>	<b>2011-12</b>	<b>Total</b>
<b>WS85050017</b>	<b>DESERT HILLS 20 MG RESERVOIR</b>						
	Function: Storage						
	District: 2						
	Acquire land for a 20 MG reservoir and transmission main at 7th Ave and Carefree Highway.						
	Estimated full-year ongoing operating costs:	\$120,000					
	Other	15,000	-	-	-	-	15,000
	Land Acquisition	5,000,000	-	-	-	-	5,000,000
	<b>Project Total</b>	<b>\$5,015,000</b>	<b>-</b>	<b>-</b>	<b>-</b>	<b>-</b>	<b>\$5,015,000</b>
	Water Development Occupational Fee	2,100,000	-	-	-	-	2,100,000
	2007 CIC Water Bonds	2,915,000	-	-	-	-	2,915,000
	<b>Funding Total</b>	<b>\$5,015,000</b>	<b>-</b>	<b>-</b>	<b>-</b>	<b>-</b>	<b>\$5,015,000</b>
<b>WS85050019</b>	<b>CONCRETE RESERVOIR REHABILITATION</b>						
	Function: Storage						
	District: Citywide						
	Design and construct improvements recommended in the Concrete Reservoir Assessment Study.						
	Design	1,150,000	235,000	370,000	250,000	260,000	2,265,000
	Construction	-	1,865,000	3,330,000	2,250,000	2,340,000	9,785,000
	<b>Project Total</b>	<b>\$1,150,000</b>	<b>\$2,100,000</b>	<b>\$3,700,000</b>	<b>\$2,500,000</b>	<b>\$2,600,000</b>	<b>\$12,050,000</b>
	Water Revenues	-	-	-	2,500,000	-	2,500,000
	Nonprofit CIC Bonds	-	-	3,700,000	-	2,600,000	6,300,000
	2008 CIC Water Bonds	-	2,100,000	-	-	-	2,100,000
	2007 CIC Water Bonds	1,150,000	-	-	-	-	1,150,000
	<b>Funding Total</b>	<b>\$1,150,000</b>	<b>\$2,100,000</b>	<b>\$3,700,000</b>	<b>\$2,500,000</b>	<b>\$2,600,000</b>	<b>\$12,050,000</b>
<b>WS85050023</b>	<b>STEEL TANK REHABILITATION</b>						
	Function: Storage						
	District: Citywide						
	Rehabilitate steel tanks as needed.						
	Other	84,000	-	-	-	-	84,000
	Design	300,000	400,000	300,000	250,000	250,000	1,500,000
	Construction	1,900,000	1,850,000	2,000,000	2,750,000	2,825,000	11,325,000
	<b>Project Total</b>	<b>\$2,284,000</b>	<b>\$2,250,000</b>	<b>\$2,300,000</b>	<b>\$3,000,000</b>	<b>\$3,075,000</b>	<b>\$12,909,000</b>
	Water Revenues	-	2,250,000	-	3,000,000	-	5,250,000
	Nonprofit CIC Bonds	-	-	2,300,000	-	3,075,000	5,375,000
	2007 CIC Water Bonds	2,284,000	-	-	-	-	2,284,000
	<b>Funding Total</b>	<b>\$2,284,000</b>	<b>\$2,250,000</b>	<b>\$2,300,000</b>	<b>\$3,000,000</b>	<b>\$3,075,000</b>	<b>\$12,909,000</b>
<b>WS85050026</b>	<b>42ND ST AND BASELINE RESERVOIR REHABILITATION</b>						
	Function: Storage						
	District: 6						
	Construct roof, ventilation, and floor improvements.						
	Other	26,000	-	-	-	-	26,000
	Construction	2,650,000	-	-	-	-	2,650,000
	<b>Project Total</b>	<b>\$2,676,000</b>	<b>-</b>	<b>-</b>	<b>-</b>	<b>-</b>	<b>\$2,676,000</b>
	2007 CIC Water Bonds	2,676,000	-	-	-	-	2,676,000
	<b>Funding Total</b>	<b>\$2,676,000</b>	<b>-</b>	<b>-</b>	<b>-</b>	<b>-</b>	<b>\$2,676,000</b>
<b>WS85050029</b>	<b>64TH ST RESERVOIR #4 REHABILITATION</b>						
	Function: Storage						
	District: 6						
	Complete construction of roof, ventilation, and floor improvements.						
	Other	64,000	-	-	-	-	64,000
	<b>Project Total</b>	<b>\$64,000</b>	<b>-</b>	<b>-</b>	<b>-</b>	<b>-</b>	<b>\$64,000</b>
	Water Revenues	64,000	-	-	-	-	64,000
	<b>Funding Total</b>	<b>\$64,000</b>	<b>-</b>	<b>-</b>	<b>-</b>	<b>-</b>	<b>\$64,000</b>

**City of Phoenix, Arizona**  
**2007-2012 Capital Improvement Program**  
**Water**

<b>Project No.</b>	<b>Project Title</b>	<b>2007-08</b>	<b>2008-09</b>	<b>2009-10</b>	<b>2010-11</b>	<b>2011-12</b>	<b>Total</b>
<b>WS85050032</b>	<b>DOVE VALLEY RESERVOIR (ZONE 9NE)</b>						
	Function: Storage						
	District: 2						
	Design a 5 MG reservoir at Dove Valley Rd and 64th St.						
	Estimated full-year ongoing operating costs:	\$20,000					
	Design	-	-	-	-	630,000	630,000
	<b>Project Total</b>	-	-	-	-	<b>\$630,000</b>	<b>\$630,000</b>
	Nonprofit CIC Bonds	-	-	-	-	630,000	630,000
	<b>Funding Total</b>	-	-	-	-	<b>\$630,000</b>	<b>\$630,000</b>
<b>WS85050033</b>	<b>2 MG RESERVOIR AT UPPER MINERAL TANK SITE</b>						
	Function: Storage						
	District: 8						
	Design a 2 MG reservoir at Upper Mineral Tank Site - 7th St and Mineral Road.						
	Estimated full-year ongoing operating costs:	\$150,000					
	Design	-	-	-	700,000	-	700,000
	<b>Project Total</b>	-	-	-	<b>\$700,000</b>	-	<b>\$700,000</b>
	Water Revenues	-	-	-	700,000	-	700,000
	<b>Funding Total</b>	-	-	-	<b>\$700,000</b>	-	<b>\$700,000</b>
<b>WS85050034</b>	<b>SOUTH MOUNTAIN RESERVIOR REHABILITATION</b>						
	Function: Storage						
	District: 7						
	Rehabilitate the South Mountain Reservoir at 27th Ave and Elliot Rd.						
	Other	-	140,000	-	-	-	140,000
	Design	-	260,000	-	-	-	260,000
	Construction	-	2,500,000	-	-	-	2,500,000
	<b>Project Total</b>	-	<b>\$2,900,000</b>	-	-	-	<b>\$2,900,000</b>
	Water Revenues	-	2,900,000	-	-	-	2,900,000
	<b>Funding Total</b>	-	<b>\$2,900,000</b>	-	-	-	<b>\$2,900,000</b>
<b>WS85050035</b>	<b>PYRAMID PEAK RESERVIOR</b>						
	Function: Storage						
	District: 1						
	Acquire land for a 5 MG reservoir at 51st Ave and Dixileta.						
	Estimated full-year ongoing operating costs:	\$40,000					
	Other	15,000	-	-	-	-	15,000
	Land Acquisition	1,000,000	-	-	-	-	1,000,000
	<b>Project Total</b>	<b>\$1,015,000</b>	-	-	-	-	<b>\$1,015,000</b>
	Water Revenues	1,015,000	-	-	-	-	1,015,000
	<b>Funding Total</b>	<b>\$1,015,000</b>	-	-	-	-	<b>\$1,015,000</b>
<b>WS85320006</b>	<b>UNION HILLS WATER TREATMENT PLANT REGULATORY COMPLIANCE AND ENVIRONMENTAL (RCEP) IMPROVEMENTS</b>						
	Function: Union Hills Plant						
	District: 2						
	Construct chemical facility upgrades and other RCEP improvements.						
	Estimated full-year ongoing operating costs:	\$932,200					
	Construction	2,150,000	-	-	-	-	2,150,000
	<b>Project Total</b>	<b>\$2,150,000</b>	-	-	-	-	<b>\$2,150,000</b>
	2007 CIC Water Bonds	2,150,000	-	-	-	-	2,150,000
	<b>Funding Total</b>	<b>\$2,150,000</b>	-	-	-	-	<b>\$2,150,000</b>
<b>WS85320009</b>	<b>UNION HILLS WATER TREATMENT PLANT PROCESS CONTROL OPTIMIZATION</b>						
	Function: Union Hills Plant						
	District: 2						
	Construct process control improvements.						
	Other	88,000	-	-	-	-	88,000
	Construction	550,000	-	700,000	-	-	1,250,000
	<b>Project Total</b>	<b>\$638,000</b>	-	<b>\$700,000</b>	-	-	<b>\$1,338,000</b>
	Water Revenues	-	-	700,000	-	-	700,000
	2007 CIC Water Bonds	638,000	-	-	-	-	638,000
	<b>Funding Total</b>	<b>\$638,000</b>	-	<b>\$700,000</b>	-	-	<b>\$1,338,000</b>

**City of Phoenix, Arizona**  
**2007-2012 Capital Improvement Program**  
**Water**

<b>Project No.</b>	<b>Project Title</b>	<b>2007-08</b>	<b>2008-09</b>	<b>2009-10</b>	<b>2010-11</b>	<b>2011-12</b>	<b>Total</b>
<b>WS85320011</b>	<b>UNION HILLS WATER TREATMENT PLANT- CHLORINE CYLINDER CONVERSION</b>						
	Function: Union Hills Plant						
	District: 2						
	Complete conversion of Union Hills Chlorine Storage Facilities from tank trailers to one ton cylinders.						
Other		4,000	-	-	-	-	4,000
<b>Project Total</b>		<b>\$4,000</b>	-	-	-	-	<b>\$4,000</b>
Water Revenues		4,000	-	-	-	-	4,000
<b>Funding Total</b>		<b>\$4,000</b>	-	-	-	-	<b>\$4,000</b>
<b>WS85320012</b>	<b>UNION HILLS WATER TREATMENT PLANT GRANULAR ACTIVATED CARBON CONVERSION</b>						
	Function: Union Hills Plant						
	District: 2						
	Convert plant filtration to granular activated carbon.						
	Estimated full-year ongoing operating costs:	\$5,550,000					
Other		140,000	-	-	-	-	140,000
Design		4,600,000	-	4,000,000	-	-	8,600,000
Construction		-	-	37,500,000	-	-	37,500,000
<b>Project Total</b>		<b>\$4,740,000</b>	-	<b>\$41,500,000</b>	-	-	<b>\$46,240,000</b>
2008 CIC Water Bonds		-	-	41,500,000	-	-	41,500,000
2007 CIC Water Bonds		4,740,000	-	-	-	-	4,740,000
<b>Funding Total</b>		<b>\$4,740,000</b>	-	<b>\$41,500,000</b>	-	-	<b>\$46,240,000</b>
<b>WS85320013</b>	<b>UNION HILLS WATER TREATMENT PLANT SECURITY UPGRADES</b>						
	Function: Union Hills Plant						
	District: 2						
	Complete installation of fencing, card readers, cameras and other security facilities at the plant.						
Other		2,000	-	-	-	-	2,000
Construction		150,000	-	-	-	-	150,000
<b>Project Total</b>		<b>\$152,000</b>	-	-	-	-	<b>\$152,000</b>
2007 CIC Water Bonds		152,000	-	-	-	-	152,000
<b>Funding Total</b>		<b>\$152,000</b>	-	-	-	-	<b>\$152,000</b>
<b>WS85320016</b>	<b>UNION HILLS WATER TREATMENT PLANT REHABILITATION PROJECT</b>						
	Function: Union Hills Plant						
	District: 2						
	Rehabilitate the Union Hills WTP.						
Design		-	600,000	500,000	-	-	1,100,000
Construction		-	-	5,500,000	-	-	5,500,000
<b>Project Total</b>		-	<b>\$600,000</b>	<b>\$6,000,000</b>	-	-	<b>\$6,600,000</b>
Nonprofit CIC Bonds		-	-	6,000,000	-	-	6,000,000
2008 CIC Water Bonds		-	600,000	-	-	-	600,000
<b>Funding Total</b>		-	<b>\$600,000</b>	<b>\$6,000,000</b>	-	-	<b>\$6,600,000</b>
<b>WS85320019</b>	<b>UNION HILLS WATER TREATMENT PLANT - INSTRUMENTATION AND CONTROL INSPECTION SERVICES</b>						
	Function: Union Hills Plant						
	District: 2						
	On Call inspection services for instrumentation and control projects.						
Other		18,000	-	-	-	-	18,000
Design		300,000	300,000	300,000	315,000	315,000	1,530,000
<b>Project Total</b>		<b>\$318,000</b>	<b>\$300,000</b>	<b>\$300,000</b>	<b>\$315,000</b>	<b>\$315,000</b>	<b>\$1,548,000</b>
Water Revenues		318,000	300,000	300,000	315,000	315,000	1,548,000
<b>Funding Total</b>		<b>\$318,000</b>	<b>\$300,000</b>	<b>\$300,000</b>	<b>\$315,000</b>	<b>\$315,000</b>	<b>\$1,548,000</b>

**City of Phoenix, Arizona**  
**2007-2012 Capital Improvement Program**  
**Water**

<b>Project No.</b>	<b>Project Title</b>	<b>2007-08</b>	<b>2008-09</b>	<b>2009-10</b>	<b>2010-11</b>	<b>2011-12</b>	<b>Total</b>
<b>WS85320020</b>	<b>UNION HILLS WATER TREATMENT PLANT TREATMENT OPTIMIZATION/IMPROVEMENTS</b>						
	Conduct a study to evaluate current treatment process limitations, make recommendations to optimize the treatment processes, and construct improvements.						
	Construction	-	3,900,000	-	-	-	3,900,000
	<b>Project Total</b>	-	<b>\$3,900,000</b>	-	-	-	<b>\$3,900,000</b>
	2008 CIC Water Bonds	-	3,900,000	-	-	-	3,900,000
	<b>Funding Total</b>	-	<b>\$3,900,000</b>	-	-	-	<b>\$3,900,000</b>
<b>WS85320021</b>	<b>UNION HILLS WTP - ARC FLASH ANALYSIS</b>						
	Complete analysis and testing of plant electrical equipment to meet new electric and fire code requirements.						
	Other	10,000	-	-	-	-	10,000
	<b>Project Total</b>	<b>\$10,000</b>	-	-	-	-	<b>\$10,000</b>
	2007 CIC Water Bonds	10,000	-	-	-	-	10,000
	<b>Funding Total</b>	<b>\$10,000</b>	-	-	-	-	<b>\$10,000</b>
<b>WS85230012</b>	<b>VAL VISTA WATER TREATMENT PLANT PROCESS CONTROL OPTIMIZATION</b>						
	Construct improvements to increase the efficiency of existing control systems. Estimated full-year ongoing operating costs: \$20,000						
	Construction	-	1,700,000	-	-	1,850,000	3,550,000
	<b>Project Total</b>	-	<b>\$1,700,000</b>	-	-	<b>\$1,850,000</b>	<b>\$3,550,000</b>
	Val Vista WTP City of Mesa	-	695,470	-	-	756,835	1,452,305
	Nonprofit CIC Bonds	-	-	-	-	1,093,165	1,093,165
	2008 CIC Water Bonds	-	1,004,530	-	-	-	1,004,530
	<b>Funding Total</b>	-	<b>\$1,700,000</b>	-	-	<b>\$1,850,000</b>	<b>\$3,550,000</b>
<b>WS85230018</b>	<b>VAL VISTA DCS IMPLEMENTATION</b>						
	Complete upgrade of the Distributed Control System (DCS).						
	Other	11,000	-	-	-	-	11,000
	<b>Project Total</b>	<b>\$11,000</b>	-	-	-	-	<b>\$11,000</b>
	Water Revenues	6,500	-	-	-	-	6,500
	Val Vista WTP City of Mesa	4,500	-	-	-	-	4,500
	<b>Funding Total</b>	<b>\$11,000</b>	-	-	-	-	<b>\$11,000</b>
<b>WS85230023</b>	<b>VAL VISTA WATER TREATMENT PLANT INSTRUMENTATION AND CONTROL INSPECTION SERVICES</b>						
	Provide on-call inspection services for instrumentation and control projects.						
	Other	18,000	-	-	-	-	18,000
	Design	315,000	575,000	585,000	600,000	600,000	2,675,000
	<b>Project Total</b>	<b>\$333,000</b>	<b>\$575,000</b>	<b>\$585,000</b>	<b>\$600,000</b>	<b>\$600,000</b>	<b>\$2,693,000</b>
	Water Revenues	196,770	339,768	345,677	354,540	354,540	1,591,295
	Val Vista WTP City of Mesa	136,230	235,232	239,323	245,460	245,460	1,101,705
	<b>Funding Total</b>	<b>\$333,000</b>	<b>\$575,000</b>	<b>\$585,000</b>	<b>\$600,000</b>	<b>\$600,000</b>	<b>\$2,693,000</b>

**City of Phoenix, Arizona**  
**2007-2012 Capital Improvement Program**  
**Water**

<b>Project No.</b>	<b>Project Title</b>	<b>2007-08</b>	<b>2008-09</b>	<b>2009-10</b>	<b>2010-11</b>	<b>2011-12</b>	<b>Total</b>
<b>WS85230025</b>	<b>VAL VISTA MAIN REHABILITATION</b>						
	Function: Val Vista Plant						
	District: Citywide						
	Replace or rehabilitate the Val Vista Transmission Main from the plant to 48th St, according to the Prestressed Concrete Cylinder Pipe Study.						
	Other	146,000	-	-	-	-	146,000
	Land Acquisition	-	3,000,000	-	-	-	3,000,000
	Design	170,000	3,000,000	-	-	-	3,170,000
	Construction	21,880,000	17,700,000	-	-	16,129,032	55,709,032
	<b>Project Total</b>	<b>\$22,196,000</b>	<b>\$23,700,000</b>	<b>-</b>	<b>-</b>	<b>\$16,129,032</b>	<b>\$62,025,032</b>
	Val Vista WTP City of Mesa	2,885,480	3,081,000	-	-	1,129,032	7,095,512
	Nonprofit CIC Bonds	-	-	-	-	15,000,000	15,000,000
	2008 CIC Water Bonds	-	20,619,000	-	-	-	20,619,000
	2007 CIC Water Bonds	19,310,520	-	-	-	-	19,310,520
	<b>Funding Total</b>	<b>\$22,196,000</b>	<b>\$23,700,000</b>	<b>-</b>	<b>-</b>	<b>\$16,129,032</b>	<b>\$62,025,032</b>
<b>WS85230026</b>	<b>VAL VISTA WATER TREATMENT PLANT</b>						
	<b>GRANULAR ACTIVATED CARBON CONVERSION</b>						
	Function: Val Vista Plant						
	District: Citywide						
	Convert plant filtration to granular activated carbon (GAC).						
	Estimated full-year ongoing operating costs: \$7,580,000						
	Other	51,000	-	-	-	-	51,000
	Design	-	4,357,834	-	-	-	4,357,834
	Construction	-	39,989,180	-	-	-	39,989,180
	<b>Project Total</b>	<b>\$51,000</b>	<b>\$44,347,014</b>	<b>-</b>	<b>-</b>	<b>-</b>	<b>\$44,398,014</b>
	Val Vista WTP City of Mesa	20,864	18,142,364	-	-	-	18,163,228
	2008 CIC Water Bonds	-	26,204,650	-	-	-	26,204,650
	2007 CIC Water Bonds	30,136	-	-	-	-	30,136
	<b>Funding Total</b>	<b>\$51,000</b>	<b>\$44,347,014</b>	<b>-</b>	<b>-</b>	<b>-</b>	<b>\$44,398,014</b>
<b>WS85230028</b>	<b>VAL VISTA WATER TREATMENT PLANT SECURITY</b>						
	<b>UPGRADES</b>						
	Function: Val Vista Plant						
	District: Citywide						
	Complete installation of fencing, cameras and other security facilities at the plant.						
	Other	2,000	-	-	-	-	2,000
	Construction	352,000	-	-	-	-	352,000
	<b>Project Total</b>	<b>\$354,000</b>	<b>-</b>	<b>-</b>	<b>-</b>	<b>-</b>	<b>\$354,000</b>
	Water Revenues	209,179	-	-	-	-	209,179
	Val Vista WTP City of Mesa	144,821	-	-	-	-	144,821
	<b>Funding Total</b>	<b>\$354,000</b>	<b>-</b>	<b>-</b>	<b>-</b>	<b>-</b>	<b>\$354,000</b>
<b>WS85230030</b>	<b>VAL VISTA WATER TREATMENT PLANT</b>						
	<b>REHABILITATION</b>						
	Function: Val Vista Plant						
	District: Citywide						
	Rehabilitate the plant.						
	Other	92,000	-	-	-	-	92,000
	Design	820,000	795,000	-	-	-	1,615,000
	Construction	-	7,655,000	-	-	-	7,655,000
	<b>Project Total</b>	<b>\$912,000</b>	<b>\$8,450,000</b>	<b>-</b>	<b>-</b>	<b>-</b>	<b>\$9,362,000</b>
	Val Vista WTP City of Mesa	373,099	3,456,895	-	-	-	3,829,994
	2008 CIC Water Bonds	-	4,993,105	-	-	-	4,993,105
	2007 CIC Water Bonds	538,901	-	-	-	-	538,901
	<b>Funding Total</b>	<b>\$912,000</b>	<b>\$8,450,000</b>	<b>-</b>	<b>-</b>	<b>-</b>	<b>\$9,362,000</b>

**City of Phoenix, Arizona**  
**2007-2012 Capital Improvement Program**  
**Water**

<b>Project No.</b>	<b>Project Title</b>	<b>2007-08</b>	<b>2008-09</b>	<b>2009-10</b>	<b>2010-11</b>	<b>2011-12</b>	<b>Total</b>
<b>WS85230035</b>	<b>VAL VISTA WATER TREATMENT PLANT TREATMENT OPTIMIZATION</b>						
	Optimize water treatment process.						
	Construction	-	2,000,000	1,000,000	-	-	3,000,000
	<b>Project Total</b>	-	<b>\$2,000,000</b>	<b>\$1,000,000</b>	-	-	<b>\$3,000,000</b>
	Val Vista WTP City of Mesa	-	818,200	409,100	-	-	1,227,300
	Nonprofit CIC Bonds	-	-	590,900	-	-	590,900
	2008 CIC Water Bonds	-	1,181,800	-	-	-	1,181,800
	<b>Funding Total</b>	-	<b>\$2,000,000</b>	<b>\$1,000,000</b>	-	-	<b>\$3,000,000</b>
<b>WS85230036</b>	<b>AS-BUILT CHARGES VAL VISTA PROJECTS</b>						
	Charges from Technical Support Division for as-built processing fees for Val Vista projects.						
	Other	1,000	1,000	1,000	1,000	1,000	5,000
	<b>Project Total</b>	<b>\$1,000</b>	<b>\$1,000</b>	<b>\$1,000</b>	<b>\$1,000</b>	<b>\$1,000</b>	<b>\$5,000</b>
	Water Revenues	591	591	591	591	591	2,955
	Val Vista WTP City of Mesa	409	409	409	409	409	2,045
	<b>Funding Total</b>	<b>\$1,000</b>	<b>\$1,000</b>	<b>\$1,000</b>	<b>\$1,000</b>	<b>\$1,000</b>	<b>\$5,000</b>
<b>WS85230038</b>	<b>VAL VISTA WATER TREATMENT PLANT - CHEMICAL FEED SYSTEM</b>						
	Complete upgrade of the chemical feed systems.						
	Other	2,000	-	-	-	-	2,000
	<b>Project Total</b>	<b>\$2,000</b>	-	-	-	-	<b>\$2,000</b>
	Water Revenues	1,182	-	-	-	-	1,182
	Val Vista WTP City of Mesa	818	-	-	-	-	818
	<b>Funding Total</b>	<b>\$2,000</b>	-	-	-	-	<b>\$2,000</b>
<b>WS85230041</b>	<b>VAL VISTA WTP - ARC FLASH ANALYSIS</b>						
	Complete analysis and testing of plant electrical equipment to meet new electric and fire code requirements.						
	Other	10,000	-	-	-	-	10,000
	<b>Project Total</b>	<b>\$10,000</b>	-	-	-	-	<b>\$10,000</b>
	Val Vista WTP City of Mesa	4,091	-	-	-	-	4,091
	2007 CIC Water Bonds	5,909	-	-	-	-	5,909
	<b>Funding Total</b>	<b>\$10,000</b>	-	-	-	-	<b>\$10,000</b>
<b>WS85230043</b>	<b>VAL VISTA SEDIMENTATION BASIN SLUDGE COLLECTORS</b>						
	Replace the sludge collectors for the sedimentation basins at the Val Vista Water Treatment Plant.						
	Other	12,000	-	-	-	-	12,000
	<b>Project Total</b>	<b>\$12,000</b>	-	-	-	-	<b>\$12,000</b>
	Val Vista WTP City of Mesa	4,909	-	-	-	-	4,909
	2007 CIC Water Bonds	7,091	-	-	-	-	7,091
	<b>Funding Total</b>	<b>\$12,000</b>	-	-	-	-	<b>\$12,000</b>



**City of Phoenix, Arizona**  
**2007-2012 Capital Improvement Program**  
**Water**

<b>Project No.</b>	<b>Project Title</b>	<b>2007-08</b>	<b>2008-09</b>	<b>2009-10</b>	<b>2010-11</b>	<b>2011-12</b>	<b>Total</b>
<b>WS85500053</b>	<b>CONSTRUCTION CONTINGENCY</b>						
			<b>Function: Water Mains</b>				<b>District: Citywide</b>
	Construction contingency for change orders, inflationary increases, and other unexpected costs.						
Construction		3,795,416	10,277,335	10,151,409	5,571,409	2,821,369	32,616,938
<b>Project Total</b>		<b>\$3,795,416</b>	<b>\$10,277,335</b>	<b>\$10,151,409</b>	<b>\$5,571,409</b>	<b>\$2,821,369</b>	<b>\$32,616,938</b>
Water Revenues		981,413	4,591,141	3,934,232	1,522,369	1,821,369	12,850,524
Val Vista WTP City of Mesa		1,071,016	1,000,000	1,000,000	1,000,000	1,000,000	5,071,016
Nonprofit CIC Bonds		-	-	5,217,177	3,049,040	-	8,266,217
2008 CIC Water Bonds		493,347	4,686,194	-	-	-	5,179,541
2007 CIC Water Bonds		1,249,640	-	-	-	-	1,249,640
<b>Funding Total</b>		<b>\$3,795,416</b>	<b>\$10,277,335</b>	<b>\$10,151,409</b>	<b>\$5,571,409</b>	<b>\$2,821,369</b>	<b>\$32,616,938</b>
<b>WS85500055</b>	<b>MAIN OVERSIZING PROGRAM</b>						
			<b>Function: Water Mains</b>				<b>District: Citywide</b>
	Fund city participation with developers for water main over sizing and extensions.						
Other		2,000	-	-	-	-	2,000
Construction		200,000	200,000	-	-	-	400,000
<b>Project Total</b>		<b>\$202,000</b>	<b>\$200,000</b>	<b>-</b>	<b>-</b>	<b>-</b>	<b>\$402,000</b>
Water Revenues		-	200,000	-	-	-	200,000
2008 CIC Water Bonds		202,000	-	-	-	-	202,000
<b>Funding Total</b>		<b>\$202,000</b>	<b>\$200,000</b>	<b>-</b>	<b>-</b>	<b>-</b>	<b>\$402,000</b>
<b>WS85500058</b>	<b>RELOCATE SERVICES, HYDRANTS AND MAINS</b>						
			<b>Function: Water Mains</b>				<b>District: Citywide</b>
	Relocate meters, hydrants, and mains ahead of street improvements.						
Other		1,140,000	1,185,000	1,225,000	1,260,000	1,425,000	6,235,000
<b>Project Total</b>		<b>\$1,140,000</b>	<b>\$1,185,000</b>	<b>\$1,225,000</b>	<b>\$1,260,000</b>	<b>\$1,425,000</b>	<b>\$6,235,000</b>
Water Revenues		1,140,000	1,185,000	1,225,000	1,260,000	1,425,000	6,235,000
<b>Funding Total</b>		<b>\$1,140,000</b>	<b>\$1,185,000</b>	<b>\$1,225,000</b>	<b>\$1,260,000</b>	<b>\$1,425,000</b>	<b>\$6,235,000</b>
<b>WS85500103</b>	<b>PARADISE VALLEY WATER SYSTEM REHABILITATION</b>						
			<b>Function: Water Mains</b>				<b>District: 3</b>
	Construct improvements to the Paradise Valley water system.						
Other		56,000	-	-	-	-	56,000
Construction		5,200,000	-	-	-	-	5,200,000
<b>Project Total</b>		<b>\$5,256,000</b>	<b>-</b>	<b>-</b>	<b>-</b>	<b>-</b>	<b>\$5,256,000</b>
2007 CIC Water Bonds		5,256,000	-	-	-	-	5,256,000
<b>Funding Total</b>		<b>\$5,256,000</b>	<b>-</b>	<b>-</b>	<b>-</b>	<b>-</b>	<b>\$5,256,000</b>
<b>WS85500104</b>	<b>ENGINEERING</b>						
			<b>Function: Water Mains</b>				<b>District: Citywide</b>
	Engineer staff costs for design review, construction administration and overall project management.						
Other		-	7,900,000	8,250,000	8,600,000	8,850,000	33,600,000
<b>Project Total</b>		<b>-</b>	<b>\$7,900,000</b>	<b>\$8,250,000</b>	<b>\$8,600,000</b>	<b>\$8,850,000</b>	<b>\$33,600,000</b>
Water Revenues		-	3,792,500	3,967,500	4,142,500	4,267,500	16,170,000
Val Vista WTP City of Mesa		-	315,000	315,000	315,000	315,000	1,260,000
Nonprofit CIC Bonds		-	-	3,967,500	4,142,500	4,267,500	12,377,500
2008 CIC Water Bonds		-	3,792,500	-	-	-	3,792,500
<b>Funding Total</b>		<b>-</b>	<b>\$7,900,000</b>	<b>\$8,250,000</b>	<b>\$8,600,000</b>	<b>\$8,850,000</b>	<b>\$33,600,000</b>

**City of Phoenix, Arizona**  
**2007-2012 Capital Improvement Program**  
**Water**

<b>Project No.</b>	<b>Project Title</b>	<b>2007-08</b>	<b>2008-09</b>	<b>2009-10</b>	<b>2010-11</b>	<b>2011-12</b>	<b>Total</b>
<b>WS85500125</b>	<b>56TH ST - PINNACLE PEAK TO BEARDSLEY RD</b>	<b>Function: Water Mains</b>				<b>District: 2</b>	
Construct 11,000 feet of 36 inch main to a 10 MG reservoir at 56th St and Pinnacle Peak Rd.							
Other		3,000	-	-	-	-	3,000
Design		-	565,000	-	800,000	-	1,365,000
Construction		-	-	-	7,765,000	-	7,765,000
<b>Project Total</b>		<b>\$3,000</b>	<b>\$565,000</b>	<b>-</b>	<b>\$8,565,000</b>	<b>-</b>	<b>\$9,133,000</b>
Water Revenues		3,000	-	-	-	-	3,000
Water Development Occupational Fee		-	565,000	-	6,565,000	-	7,130,000
Impact Fee - Desert View, Water		-	-	-	2,000,000	-	2,000,000
<b>Funding Total</b>		<b>\$3,000</b>	<b>\$565,000</b>	<b>-</b>	<b>\$8,565,000</b>	<b>-</b>	<b>\$9,133,000</b>
<b>WS85500135</b>	<b>WATER MAIN REPLACEMENT PROGRAM</b>	<b>Function: Water Mains</b>				<b>District: Citywide</b>	
Design and construct improvements recommended in the Integrity Study.							
Other		499,625	-	-	-	-	499,625
Design		2,894,875	4,000,000	4,000,000	4,000,000	4,000,000	18,894,875
Construction		1,650,000	11,000,000	11,000,000	11,000,000	16,000,000	50,650,000
<b>Project Total</b>		<b>\$5,044,500</b>	<b>\$15,000,000</b>	<b>\$15,000,000</b>	<b>\$15,000,000</b>	<b>\$20,000,000</b>	<b>\$70,044,500</b>
Water Revenues		417,625	-	-	15,000,000	20,000,000	35,417,625
2008 CIC Water Bonds		4,626,875	15,000,000	15,000,000	-	-	34,626,875
<b>Funding Total</b>		<b>\$5,044,500</b>	<b>\$15,000,000</b>	<b>\$15,000,000</b>	<b>\$15,000,000</b>	<b>\$20,000,000</b>	<b>\$70,044,500</b>
<b>WS85500156</b>	<b>LAKE PLEASANT WATER TREATMENT PLANT - 27TH AVE / CAREFREE HIGHWAY</b>	<b>Function: Water Mains</b>				<b>District: 1 &amp; 2</b>	
Complete construction of Lake Pleasant Water Treatment Plant finished water line to 27th Ave and the Carefree Highway.							
Other		32,000	-	-	-	-	32,000
<b>Project Total</b>		<b>\$32,000</b>	<b>-</b>	<b>-</b>	<b>-</b>	<b>-</b>	<b>\$32,000</b>
Water Revenues		32,000	-	-	-	-	32,000
<b>Funding Total</b>		<b>\$32,000</b>	<b>-</b>	<b>-</b>	<b>-</b>	<b>-</b>	<b>\$32,000</b>
<b>WS85500210</b>	<b>WATER RELOCATIONS FOR LIGHT RAIL</b>	<b>Function: Water Mains</b>				<b>District: Citywide</b>	
Relocate water lines for Light Rail.							
Other		66,000	-	-	-	-	66,000
Construction		11,182,500	-	-	-	-	11,182,500
<b>Project Total</b>		<b>\$11,248,500</b>	<b>-</b>	<b>-</b>	<b>-</b>	<b>-</b>	<b>\$11,248,500</b>
2007 CIC Water Bonds		11,248,500	-	-	-	-	11,248,500
<b>Funding Total</b>		<b>\$11,248,500</b>	<b>-</b>	<b>-</b>	<b>-</b>	<b>-</b>	<b>\$11,248,500</b>
<b>WS85500229</b>	<b>PLUMBING CONTRACT</b>	<b>Function: Water Mains</b>				<b>District: Citywide</b>	
Construct plumbing connections for alley service relocations.							
Construction		4,370,000	4,500,000	4,640,000	4,775,000	4,920,000	23,205,000
<b>Project Total</b>		<b>\$4,370,000</b>	<b>\$4,500,000</b>	<b>\$4,640,000</b>	<b>\$4,775,000</b>	<b>\$4,920,000</b>	<b>\$23,205,000</b>
Water Revenues		4,370,000	4,500,000	4,640,000	4,775,000	4,920,000	23,205,000
<b>Funding Total</b>		<b>\$4,370,000</b>	<b>\$4,500,000</b>	<b>\$4,640,000</b>	<b>\$4,775,000</b>	<b>\$4,920,000</b>	<b>\$23,205,000</b>

**City of Phoenix, Arizona**  
**2007-2012 Capital Improvement Program**  
**Water**

<b>Project No.</b>	<b>Project Title</b>	<b>2007-08</b>	<b>2008-09</b>	<b>2009-10</b>	<b>2010-11</b>	<b>2011-12</b>	<b>Total</b>
<b>WS85500233</b>	<b>24TH STREET WATER TREATMENT PLANT TO 36TH STREET</b>						
	Function: Water Mains						
	District: 3						
	Construct 7,200 feet of 24-inch transmission main from 24th St WTP to Lincoln Drive and 36th St.						
Other		88,000	-	-	-	-	88,000
Design		920,000	-	-	-	-	920,000
Construction		6,624,233	-	-	-	-	6,624,233
<b>Project Total</b>		<b>\$7,632,233</b>	<b>-</b>	<b>-</b>	<b>-</b>	<b>-</b>	<b>\$7,632,233</b>
2007 CIC Water Bonds		7,632,233	-	-	-	-	7,632,233
<b>Funding Total</b>		<b>\$7,632,233</b>	<b>-</b>	<b>-</b>	<b>-</b>	<b>-</b>	<b>\$7,632,233</b>
<b>WS85500248</b>	<b>INSTALL NEW HYDRANTS BY CONTRACTOR</b>						
	Function: Water Mains						
	District: Citywide						
	Install new hydrants as required.						
Other		94,000	-	-	-	-	94,000
Construction		1,140,000	1,185,000	1,220,000	1,260,000	1,300,000	6,105,000
<b>Project Total</b>		<b>\$1,234,000</b>	<b>\$1,185,000</b>	<b>\$1,220,000</b>	<b>\$1,260,000</b>	<b>\$1,300,000</b>	<b>\$6,199,000</b>
Water Revenues		1,234,000	1,185,000	1,220,000	1,260,000	1,300,000	6,199,000
<b>Funding Total</b>		<b>\$1,234,000</b>	<b>\$1,185,000</b>	<b>\$1,220,000</b>	<b>\$1,260,000</b>	<b>\$1,300,000</b>	<b>\$6,199,000</b>
<b>WS85500262</b>	<b>ELECTRONIC LEAK DETECTION</b>						
	Function: Water Mains						
	District: Citywide						
	Purchase and install electronic leak detection equipment.						
Other		7,000	-	-	-	-	7,000
Equipment		550,000	565,000	580,000	600,000	615,000	2,910,000
<b>Project Total</b>		<b>\$557,000</b>	<b>\$565,000</b>	<b>\$580,000</b>	<b>\$600,000</b>	<b>\$615,000</b>	<b>\$2,917,000</b>
Water Revenues		557,000	565,000	580,000	600,000	615,000	2,917,000
<b>Funding Total</b>		<b>\$557,000</b>	<b>\$565,000</b>	<b>\$580,000</b>	<b>\$600,000</b>	<b>\$615,000</b>	<b>\$2,917,000</b>
<b>WS85500263</b>	<b>51ST AVE TO DEEMS HILL RESERVOIR</b>						
	Function: Water Mains						
	District: 1						
	Construct 9 miles of 42-inch transmission main on 51st Ave from the Carefree Highway to the Deems Hill Reservoir.						
Design		-	-	6,000,000	-	-	6,000,000
Construction		-	-	-	-	36,139,600	36,139,600
<b>Project Total</b>		<b>-</b>	<b>-</b>	<b>\$6,000,000</b>	<b>-</b>	<b>\$36,139,600</b>	<b>\$42,139,600</b>
Nonprofit CIC Bonds		-	-	-	-	36,139,600	36,139,600
2008 CIC Water Bonds		-	-	6,000,000	-	-	6,000,000
<b>Funding Total</b>		<b>-</b>	<b>-</b>	<b>\$6,000,000</b>	<b>-</b>	<b>\$36,139,600</b>	<b>\$42,139,600</b>
<b>WS85500264</b>	<b>LARGE TRANSMISSION MAIN REHABILITATION</b>						
	Function: Water Mains						
	District: Citywide						
	Rehabilitate large diameter water mains.						
Construction		-	-	-	6,300,000	13,600,000	19,900,000
<b>Project Total</b>		<b>-</b>	<b>-</b>	<b>-</b>	<b>\$6,300,000</b>	<b>\$13,600,000</b>	<b>\$19,900,000</b>
Water Revenues		-	-	-	6,300,000	13,600,000	19,900,000
<b>Funding Total</b>		<b>-</b>	<b>-</b>	<b>-</b>	<b>\$6,300,000</b>	<b>\$13,600,000</b>	<b>\$19,900,000</b>
<b>WS85500265</b>	<b>CITYWIDE MAINS</b>						
	Function: Water Mains						
	District: Citywide						
	Construct citywide mains as needed.						
Construction		-	2,370,000	-	-	-	2,370,000
<b>Project Total</b>		<b>-</b>	<b>\$2,370,000</b>	<b>-</b>	<b>-</b>	<b>-</b>	<b>\$2,370,000</b>
Water Revenues		-	2,370,000	-	-	-	2,370,000
<b>Funding Total</b>		<b>-</b>	<b>\$2,370,000</b>	<b>-</b>	<b>-</b>	<b>-</b>	<b>\$2,370,000</b>

**City of Phoenix, Arizona**  
**2007-2012 Capital Improvement Program**  
**Water**

<b>Project No.</b>	<b>Project Title</b>	<b>2007-08</b>	<b>2008-09</b>	<b>2009-10</b>	<b>2010-11</b>	<b>2011-12</b>	<b>Total</b>
<b>WS85500267</b>	<b>31ST TO 35TH AVES/ROOSEVELT TO VAN BUREN</b> <b>Function: Water Mains</b> <b>District: 4</b>						
	Complete construction of 12,400 feet of 8-inch and 6-inch mains from 31st to 35th Aves and Roosevelt to Van Buren.						
Other		50,000	-	-	-	-	50,000
<b>Project Total</b>		<b>\$50,000</b>	<b>-</b>	<b>-</b>	<b>-</b>	<b>-</b>	<b>\$50,000</b>
2007 CIC Water Bonds		50,000	-	-	-	-	50,000
<b>Funding Total</b>		<b>\$50,000</b>	<b>-</b>	<b>-</b>	<b>-</b>	<b>-</b>	<b>\$50,000</b>
<b>WS85500268</b>	<b>27TH TO 31ST AVES/ROOSEVELT TO VAN BUREN</b> <b>Function: Water Mains</b> <b>District: 4</b>						
	Complete construction of 12,200 feet of 12-inch, 8-inch and 6-inch mains from 27th to 31st Ave and Roosevelt to Van Buren.						
Other		50,000	-	-	-	-	50,000
<b>Project Total</b>		<b>\$50,000</b>	<b>-</b>	<b>-</b>	<b>-</b>	<b>-</b>	<b>\$50,000</b>
2007 CIC Water Bonds		50,000	-	-	-	-	50,000
<b>Funding Total</b>		<b>\$50,000</b>	<b>-</b>	<b>-</b>	<b>-</b>	<b>-</b>	<b>\$50,000</b>
<b>WS85500270</b>	<b>7TH TO 15TH AVES/ROOSEVELT TO MCDOWELL</b> <b>Function: Water Mains</b> <b>District: 7</b>						
	Complete construction of 23,700 feet of 8-inch and 6-inch mains from 7th to 15th Aves and Roosevelt to McDowell.						
Other		20,000	-	-	-	-	20,000
<b>Project Total</b>		<b>\$20,000</b>	<b>-</b>	<b>-</b>	<b>-</b>	<b>-</b>	<b>\$20,000</b>
Water Revenues		20,000	-	-	-	-	20,000
<b>Funding Total</b>		<b>\$20,000</b>	<b>-</b>	<b>-</b>	<b>-</b>	<b>-</b>	<b>\$20,000</b>
<b>WS85500273</b>	<b>HYDRANTS: 19TH TO 39TH AVE/ BETHANY HOME TO GLENDALE</b> <b>Function: Water Mains</b> <b>District: 5</b>						
	Complete installation of approximately 59 fire hydrants in the area bounded by Bethany Home Road to Glendale Ave and 39th to 19th Aves.						
Other		1,000	-	-	-	-	1,000
<b>Project Total</b>		<b>\$1,000</b>	<b>-</b>	<b>-</b>	<b>-</b>	<b>-</b>	<b>\$1,000</b>
2007 CIC Water Bonds		1,000	-	-	-	-	1,000
<b>Funding Total</b>		<b>\$1,000</b>	<b>-</b>	<b>-</b>	<b>-</b>	<b>-</b>	<b>\$1,000</b>
<b>WS85500276</b>	<b>HYDRANTS: 39TH TO 51ST AVE/SWEETWATER TO PARADISE LANE</b> <b>Function: Water Mains</b> <b>District: 1</b>						
	Complete installation of approximately 67 fire hydrants in the area bounded by Sweetwater to Paradise Land and 51st to 39th Aves.						
Other		1,000	-	-	-	-	1,000
<b>Project Total</b>		<b>\$1,000</b>	<b>-</b>	<b>-</b>	<b>-</b>	<b>-</b>	<b>\$1,000</b>
2007 CIC Water Bonds		1,000	-	-	-	-	1,000
<b>Funding Total</b>		<b>\$1,000</b>	<b>-</b>	<b>-</b>	<b>-</b>	<b>-</b>	<b>\$1,000</b>
<b>WS85500278</b>	<b>HYDRANTS: 19TH TO 31ST AVE/CACTUS TO PARADISE LANE</b> <b>Function: Water Mains</b> <b>District: 1 &amp; 3</b>						
	Complete installation of approximately 51 fire hydrants in the area bounded by Cactus to Paradise Lane and 31st to 19th Aves.						
Other		1,000	-	-	-	-	1,000
<b>Project Total</b>		<b>\$1,000</b>	<b>-</b>	<b>-</b>	<b>-</b>	<b>-</b>	<b>\$1,000</b>
2007 CIC Water Bonds		1,000	-	-	-	-	1,000
<b>Funding Total</b>		<b>\$1,000</b>	<b>-</b>	<b>-</b>	<b>-</b>	<b>-</b>	<b>\$1,000</b>

**City of Phoenix, Arizona**  
**2007-2012 Capital Improvement Program**  
**Water**

<b>Project No.</b>	<b>Project Title</b>	<b>2007-08</b>	<b>2008-09</b>	<b>2009-10</b>	<b>2010-11</b>	<b>2011-12</b>	<b>Total</b>
<b>WS85500280</b>	<b>ON-CALL INSPECTION SERVICES</b>						
	Provide inspection services for water facilities constructed by developers.						
	Other	82,000	-	-	-	-	82,000
	Design	310,000	390,000	-	-	-	700,000
	<b>Project Total</b>	<b>\$392,000</b>	<b>\$390,000</b>	-	-	-	<b>\$782,000</b>
	Water Revenues	392,000	390,000	-	-	-	782,000
	<b>Funding Total</b>	<b>\$392,000</b>	<b>\$390,000</b>	-	-	-	<b>\$782,000</b>
<b>WS85500285</b>	<b>101 FREEWAY AND INDIAN SCHOOL ROAD</b>						
	Construct 48-inch main under the 101 Freeway at Indian School Road.						
	Other	88,000	-	-	-	-	88,000
	Construction	2,000,000	-	-	-	-	2,000,000
	<b>Project Total</b>	<b>\$2,088,000</b>	-	-	-	-	<b>\$2,088,000</b>
	2007 CIC Water Bonds	2,088,000	-	-	-	-	2,088,000
	<b>Funding Total</b>	<b>\$2,088,000</b>	-	-	-	-	<b>\$2,088,000</b>
<b>WS85500287</b>	<b>PRV STATION AT 51ST AVE AND CAREFREE HIGHWAY</b>						
	Construct 40 MGD PRV Station at 51st Ave and Carefree Highway.						
	Construction	-	-	-	-	650,000	650,000
	<b>Project Total</b>	-	-	-	-	<b>\$650,000</b>	<b>\$650,000</b>
	Nonprofit CIC Bonds	-	-	-	-	650,000	650,000
	<b>Funding Total</b>	-	-	-	-	<b>\$650,000</b>	<b>\$650,000</b>
<b>WS85500289</b>	<b>ANNUAL EMERGENCY REPAIR CONTRACT</b>						
	Complete annual contract for emergency repairs.						
	Other	47,000	-	-	-	-	47,000
	<b>Project Total</b>	<b>\$47,000</b>	-	-	-	-	<b>\$47,000</b>
	Water Revenues	47,000	-	-	-	-	47,000
	<b>Funding Total</b>	<b>\$47,000</b>	-	-	-	-	<b>\$47,000</b>
<b>WS85500290</b>	<b>ANNUAL HYDRANT REPLACEMENT</b>						
	Contract to replace 300 hydrants annually.						
	Other	58,000	-	-	-	-	58,000
	Construction	575,000	-	-	-	-	575,000
	<b>Project Total</b>	<b>\$633,000</b>	-	-	-	-	<b>\$633,000</b>
	Water Revenues	633,000	-	-	-	-	633,000
	<b>Funding Total</b>	<b>\$633,000</b>	-	-	-	-	<b>\$633,000</b>
<b>WS85500291</b>	<b>ANNUAL LARGE VALVE REPAIR</b>						
	Complete contract to repair large valves.						
	Other	22,000	-	-	-	-	22,000
	<b>Project Total</b>	<b>\$22,000</b>	-	-	-	-	<b>\$22,000</b>
	Water Revenues	22,000	-	-	-	-	22,000
	<b>Funding Total</b>	<b>\$22,000</b>	-	-	-	-	<b>\$22,000</b>

**City of Phoenix, Arizona**  
**2007-2012 Capital Improvement Program**  
**Water**

<b>Project No.</b>	<b>Project Title</b>	<b>2007-08</b>	<b>2008-09</b>	<b>2009-10</b>	<b>2010-11</b>	<b>2011-12</b>	<b>Total</b>
<b>WS85500297</b>	<b>DEL WEBB/ANTHEM REPAYMENT AGREEMENT</b>						
	Function: <b>Water Mains</b>						
	District: <b>Citywide</b>						
	Repayment agreement between Anthem and Del Webb in which the City of Phoenix is a pass through agency.						
Construction		-	1,000,000	1,000,000	-	-	2,000,000
<b>Project Total</b>		-	<b>\$1,000,000</b>	<b>\$1,000,000</b>	-	-	<b>\$2,000,000</b>
Water Revenues		-	1,000,000	1,000,000	-	-	2,000,000
<b>Funding Total</b>		-	<b>\$1,000,000</b>	<b>\$1,000,000</b>	-	-	<b>\$2,000,000</b>
<b>WS85500299</b>	<b>15TH AVE WATER MAIN REPLACEMENT</b>						
	Function: <b>Water Mains</b>						
	District: <b>7</b>						
	Complete construction of 8-inch water main in 15th Ave from Roosevelt to McDowell.						
Other		13,000	-	-	-	-	13,000
<b>Project Total</b>		<b>\$13,000</b>	-	-	-	-	<b>\$13,000</b>
Water Revenues		13,000	-	-	-	-	13,000
<b>Funding Total</b>		<b>\$13,000</b>	-	-	-	-	<b>\$13,000</b>
<b>WS85500300</b>	<b>WATER IMPACT FEE CONTINGENCY</b>						
	Function: <b>Water Mains</b>						
	District: <b>Citywide</b>						
	Projects using these funds will be identified separately as needed in the appropriate impact fee area.						
Construction		22,090,000	3,400,000	-	-	-	25,490,000
<b>Project Total</b>		<b>\$22,090,000</b>	<b>\$3,400,000</b>	-	-	-	<b>\$25,490,000</b>
Impact Fee - North Gateway, Water		4,600,000	-	-	-	-	4,600,000
Impact Fee - Estrella, South - Water		5,590,000	3,400,000	-	-	-	8,990,000
Impact Fee - Desert View, Water		4,600,000	-	-	-	-	4,600,000
Impact Fee - Deer Valley, Water		7,300,000	-	-	-	-	7,300,000
<b>Funding Total</b>		<b>\$22,090,000</b>	<b>\$3,400,000</b>	-	-	-	<b>\$25,490,000</b>
<b>WS85500302</b>	<b>DESERT VIEW ZONE 5 WATER TRANSMISSION MAIN</b>						
	Function: <b>Water Mains</b>						
	District: <b>2</b>						
	Verify right of way for Desert View Zone 5 transmission main.						
Equipment		670,000	-	-	-	-	670,000
<b>Project Total</b>		<b>\$670,000</b>	-	-	-	-	<b>\$670,000</b>
Impact Fee - Desert View, Water		670,000	-	-	-	-	670,000
<b>Funding Total</b>		<b>\$670,000</b>	-	-	-	-	<b>\$670,000</b>
<b>WS85500304</b>	<b>ANNUAL EMERGENCY REPAIR CONTRACT</b>						
	Function: <b>Water Mains</b>						
	District: <b>Citywide</b>						
	Annual contract for emergency repair.						
Other		39,000	-	-	-	-	39,000
Construction		900,000	930,000	960,000	990,000	1,015,000	4,795,000
<b>Project Total</b>		<b>\$939,000</b>	<b>\$930,000</b>	<b>\$960,000</b>	<b>\$990,000</b>	<b>\$1,015,000</b>	<b>\$4,834,000</b>
Water Revenues		939,000	930,000	960,000	990,000	1,015,000	4,834,000
<b>Funding Total</b>		<b>\$939,000</b>	<b>\$930,000</b>	<b>\$960,000</b>	<b>\$990,000</b>	<b>\$1,015,000</b>	<b>\$4,834,000</b>
<b>WS85500305</b>	<b>ANNUAL HYDRANT REPAIR CONTRACT</b>						
	Function: <b>Water Mains</b>						
	District: <b>Citywide</b>						
	Annual contract for hydrant repair.						
Construction		-	590,000	610,000	630,000	650,000	2,480,000
<b>Project Total</b>		-	<b>\$590,000</b>	<b>\$610,000</b>	<b>\$630,000</b>	<b>\$650,000</b>	<b>\$2,480,000</b>
Water Revenues		-	590,000	610,000	630,000	650,000	2,480,000
<b>Funding Total</b>		-	<b>\$590,000</b>	<b>\$610,000</b>	<b>\$630,000</b>	<b>\$650,000</b>	<b>\$2,480,000</b>

**City of Phoenix, Arizona**  
**2007-2012 Capital Improvement Program**  
**Water**

<b>Project No.</b>	<b>Project Title</b>	<b>2007-08</b>	<b>2008-09</b>	<b>2009-10</b>	<b>2010-11</b>	<b>2011-12</b>	<b>Total</b>
<b>WS85500306</b>	<b>ANNUAL LARGE VALVE REPLACEMENT CONTRACT</b> Function: <b>Water Mains</b> District: <b>Citywide</b>						
	Annual contract to repair large valves.						
Other		39,000	-	-	-	-	39,000
Construction		1,100,000	1,125,000	1,160,000	1,200,000	1,230,000	5,815,000
<b>Project Total</b>		<b>\$1,139,000</b>	<b>\$1,125,000</b>	<b>\$1,160,000</b>	<b>\$1,200,000</b>	<b>\$1,230,000</b>	<b>\$5,854,000</b>
Water Revenues		1,139,000	1,125,000	1,160,000	1,200,000	1,230,000	5,854,000
<b>Funding Total</b>		<b>\$1,139,000</b>	<b>\$1,125,000</b>	<b>\$1,160,000</b>	<b>\$1,200,000</b>	<b>\$1,230,000</b>	<b>\$5,854,000</b>
<b>WS85500310</b>	<b>LOWER CAMELBACK EAST RESIDENTIAL PRESSURE IMPROVEMENTS</b> Function: <b>Water Mains</b> District: <b>6</b>						
	Improve water distribution system to increase capacity in the Lower Camelback east residential corridor.						
Other		63,000	-	-	-	-	63,000
Design		3,150,000	-	-	-	-	3,150,000
Construction		-	40,000,000	-	-	-	40,000,000
<b>Project Total</b>		<b>\$3,213,000</b>	<b>\$40,000,000</b>	<b>-</b>	<b>-</b>	<b>-</b>	<b>\$43,213,000</b>
2008 CIC Water Bonds		2,813,000	40,000,000	-	-	-	42,813,000
2007 CIC Water Bonds		400,000	-	-	-	-	400,000
<b>Funding Total</b>		<b>\$3,213,000</b>	<b>\$40,000,000</b>	<b>-</b>	<b>-</b>	<b>-</b>	<b>\$43,213,000</b>
<b>WS85500311</b>	<b>PRESSURE ZONE 4SE REALIGNMENT</b> Function: <b>Water Mains</b> District: <b>6</b>						
	Relocate 10,000 feet of 6 and 12-inch main from easements to the street in the area near 40th St and the Warner/Elliot Loop.						
Other		250,000	-	-	-	-	250,000
Construction		2,360,000	-	-	-	-	2,360,000
<b>Project Total</b>		<b>\$2,610,000</b>	<b>-</b>	<b>-</b>	<b>-</b>	<b>-</b>	<b>\$2,610,000</b>
2007 CIC Water Bonds		2,610,000	-	-	-	-	2,610,000
<b>Funding Total</b>		<b>\$2,610,000</b>	<b>-</b>	<b>-</b>	<b>-</b>	<b>-</b>	<b>\$2,610,000</b>
<b>WS85500313</b>	<b>WATER MAIN: 7TH AVE TO 15TH AVE / MARICOPA FWY</b> Function: <b>Water Mains</b> District: <b>8</b>						
	Construct new water mains and fire hydrants.						
Other		310,000	-	-	-	-	310,000
Construction		2,225,000	-	-	-	-	2,225,000
<b>Project Total</b>		<b>\$2,535,000</b>	<b>-</b>	<b>-</b>	<b>-</b>	<b>-</b>	<b>\$2,535,000</b>
2007 CIC Water Bonds		2,535,000	-	-	-	-	2,535,000
<b>Funding Total</b>		<b>\$2,535,000</b>	<b>-</b>	<b>-</b>	<b>-</b>	<b>-</b>	<b>\$2,535,000</b>
<b>WS85500314</b>	<b>WATER MAIN: 27TH TO 39TH AVE / BETHANY TO MARYLAND</b> Function: <b>Water Mains</b> District: <b>5</b>						
	Construct new water mains and fire hydrants.						
Other		360,000	-	-	-	-	360,000
Construction		2,555,000	-	-	-	-	2,555,000
<b>Project Total</b>		<b>\$2,915,000</b>	<b>-</b>	<b>-</b>	<b>-</b>	<b>-</b>	<b>\$2,915,000</b>
2007 CIC Water Bonds		2,915,000	-	-	-	-	2,915,000
<b>Funding Total</b>		<b>\$2,915,000</b>	<b>-</b>	<b>-</b>	<b>-</b>	<b>-</b>	<b>\$2,915,000</b>

**City of Phoenix, Arizona**  
**2007-2012 Capital Improvement Program**  
**Water**

<b>Project No.</b>	<b>Project Title</b>	<b>2007-08</b>	<b>2008-09</b>	<b>2009-10</b>	<b>2010-11</b>	<b>2011-12</b>	<b>Total</b>
<b>WS85500315</b>	<b>WATER MAIN: 20TH TO 28TH ST / BROADWAY TO ELWOOD</b>						
	Function: Water Mains						
	District: 8						
	Construct new water mains and fire hydrants.						
Other		247,500	-	-	-	-	247,500
Construction		1,730,000	-	-	-	-	1,730,000
<b>Project Total</b>		<b>\$1,977,500</b>	-	-	-	-	<b>\$1,977,500</b>
2007 CIC Water Bonds		1,977,500	-	-	-	-	1,977,500
<b>Funding Total</b>		<b>\$1,977,500</b>	-	-	-	-	<b>\$1,977,500</b>
<b>WS85500316</b>	<b>WATER MAIN: CENTRAL TO 7TH ST / OSBORN TO INDIAN SCHOOL</b>						
	Function: Water Mains						
	District: 4						
	Construct new water mains and fire hydrants.						
Other		345,000	-	-	-	-	345,000
Construction		2,335,000	-	-	-	-	2,335,000
<b>Project Total</b>		<b>\$2,680,000</b>	-	-	-	-	<b>\$2,680,000</b>
2007 CIC Water Bonds		2,680,000	-	-	-	-	2,680,000
<b>Funding Total</b>		<b>\$2,680,000</b>	-	-	-	-	<b>\$2,680,000</b>
<b>WS85500317</b>	<b>ACCOUNTABILITY METER CHANGE</b>						
	Function: Water Mains						
	District:						
	This six month project is to replace 13,015 of the existing 39,100 Kent meters consistent with the Water Accountability Study.						
Equipment		1,243,165	-	-	-	-	1,243,165
<b>Project Total</b>		<b>\$1,243,165</b>	-	-	-	-	<b>\$1,243,165</b>
Water Revenues		1,243,165	-	-	-	-	1,243,165
<b>Funding Total</b>		<b>\$1,243,165</b>	-	-	-	-	<b>\$1,243,165</b>
<b>WS85500320</b>	<b>VALVE ASSESSMENT PROJECT</b>						
	Function: Water Mains						
	District: Citywide						
	Develop an asset management plan for all valves in the water system for routine maintenance, repair, and replacement.						
Other		100,000	-	-	-	-	100,000
Construction		450,000	1,000,000	500,000	500,000	500,000	2,950,000
<b>Project Total</b>		<b>\$550,000</b>	<b>\$1,000,000</b>	<b>\$500,000</b>	<b>\$500,000</b>	<b>\$500,000</b>	<b>\$3,050,000</b>
Nonprofit CIC Bonds		-	-	500,000	500,000	500,000	1,500,000
2008 CIC Water Bonds		-	1,000,000	-	-	-	1,000,000
2007 CIC Water Bonds		550,000	-	-	-	-	550,000
<b>Funding Total</b>		<b>\$550,000</b>	<b>\$1,000,000</b>	<b>\$500,000</b>	<b>\$500,000</b>	<b>\$500,000</b>	<b>\$3,050,000</b>
<b>WS85500322</b>	<b>CENTRAL AVENUE WATER MAIN - VAN BUREN TO ROOSEVELT</b>						
	Function: Water Mains						
	District: 8						
	Design 12-inch water main in Central Avenue from Van Buren to Roosevelt and in Portland from Central to 1st Street.						
Other		47,500	-	-	-	-	47,500
Design		70,000	-	-	-	-	70,000
<b>Project Total</b>		<b>\$117,500</b>	-	-	-	-	<b>\$117,500</b>
2007 CIC Water Bonds		117,500	-	-	-	-	117,500
<b>Funding Total</b>		<b>\$117,500</b>	-	-	-	-	<b>\$117,500</b>

**City of Phoenix, Arizona**  
**2007-2012 Capital Improvement Program**  
**Water**

<b>Project No.</b>	<b>Project Title</b>	<b>2007-08</b>	<b>2008-09</b>	<b>2009-10</b>	<b>2010-11</b>	<b>2011-12</b>	<b>Total</b>
<b>WS85500323</b>	<b>1ST STREET WATER MAIN - VAN BUREN TO JEFFERSON</b>						
			<b>Function: Water Mains</b>				<b>District: 8</b>
	Replace the existing 30-inch water main in 1st Street between Van Buren and Jefferson.						
Other		69,700	49,100	-	-	-	118,800
Design		210,000	218,400	-	-	-	428,400
Construction		-	2,162,160	-	-	-	2,162,160
<b>Project Total</b>		<b>\$279,700</b>	<b>\$2,429,660</b>	<b>-</b>	<b>-</b>	<b>-</b>	<b>\$2,709,360</b>
Water Revenues		279,700	2,429,660	-	-	-	2,709,360
<b>Funding Total</b>		<b>\$279,700</b>	<b>\$2,429,660</b>	<b>-</b>	<b>-</b>	<b>-</b>	<b>\$2,709,360</b>
<b>WS85500324</b>	<b>TAYLOR STREET WATER LINE - 2ND STREET TO 3RD STREET</b>						
			<b>Function: Water Mains</b>				<b>District: 8</b>
	Complete construction of a 12-inch water line on Taylor Street between 2nd and 3rd Streets.						
Other		3,000	-	-	-	-	3,000
<b>Project Total</b>		<b>\$3,000</b>	<b>-</b>	<b>-</b>	<b>-</b>	<b>-</b>	<b>\$3,000</b>
2007 CIC Water Bonds		3,000	-	-	-	-	3,000
<b>Funding Total</b>		<b>\$3,000</b>	<b>-</b>	<b>-</b>	<b>-</b>	<b>-</b>	<b>\$3,000</b>
<b>WS85700040</b>	<b>ACQUIRE ADDITIONAL WATER RESOURCES</b>						
			<b>Function: Water System Studies</b>				<b>District: Citywide</b>
	Acquire additional water resources.						
Design		16,400,000	7,100,000	7,000,000	6,700,000	6,500,000	43,700,000
<b>Project Total</b>		<b>\$16,400,000</b>	<b>\$7,100,000</b>	<b>\$7,000,000</b>	<b>\$6,700,000</b>	<b>\$6,500,000</b>	<b>\$43,700,000</b>
Water Resources Acquisition Fee		16,400,000	7,100,000	7,000,000	6,700,000	6,500,000	43,700,000
<b>Funding Total</b>		<b>\$16,400,000</b>	<b>\$7,100,000</b>	<b>\$7,000,000</b>	<b>\$6,700,000</b>	<b>\$6,500,000</b>	<b>\$43,700,000</b>
<b>WS85700041</b>	<b>PRESTRESSED CONCRETE CYLINDER PIPE STUDY</b>						
			<b>Function: Water System Studies</b>				<b>District: Citywide</b>
	Perform an assessment study of all Prestressed Concrete Cylinder Pipe (PCCP).						
Other		21,000	-	-	-	-	21,000
Design		245,000	-	-	-	-	245,000
Construction		-	21,400,000	14,700,000	5,500,000	30,000,000	71,600,000
<b>Project Total</b>		<b>\$266,000</b>	<b>\$21,400,000</b>	<b>\$14,700,000</b>	<b>\$5,500,000</b>	<b>\$30,000,000</b>	<b>\$71,866,000</b>
Water Revenues		-	12,500,000	12,500,000	5,500,000	-	30,500,000
Nonprofit CIC Bonds		-	-	2,200,000	-	30,000,000	32,200,000
2008 CIC Water Bonds		-	8,900,000	-	-	-	8,900,000
2007 CIC Water Bonds		266,000	-	-	-	-	266,000
<b>Funding Total</b>		<b>\$266,000</b>	<b>\$21,400,000</b>	<b>\$14,700,000</b>	<b>\$5,500,000</b>	<b>\$30,000,000</b>	<b>\$71,866,000</b>
<b>WS85700054</b>	<b>GAC REGENERATION FACILITY SITING STUDY</b>						
			<b>Function: Water System Studies</b>				<b>District: Citywide</b>
	Complete study to locate a site and identify permitting and neighborhood issues for a Granular Activated Carbon (GAC) Regeneration Facility in Phoenix.						
Other		6,000	-	-	-	-	6,000
<b>Project Total</b>		<b>\$6,000</b>	<b>-</b>	<b>-</b>	<b>-</b>	<b>-</b>	<b>\$6,000</b>
Water Revenues		6,000	-	-	-	-	6,000
<b>Funding Total</b>		<b>\$6,000</b>	<b>-</b>	<b>-</b>	<b>-</b>	<b>-</b>	<b>\$6,000</b>



**City of Phoenix, Arizona**  
**2007-2012 Capital Improvement Program**  
**Water**

<b>Project No.</b>	<b>Project Title</b>	<b>2007-08</b>	<b>2008-09</b>	<b>2009-10</b>	<b>2010-11</b>	<b>2011-12</b>	<b>Total</b>
<b>WS85700077</b>	<b>AS-BUILT CHARGES FOR WATER CIP PROJECTS</b>	<b>Function: Water System Studies</b>			<b>District: Citywide</b>		
Charges from Technical Support Division for as-built processing fees for Water projects.							
Other		8,000	8,000	8,000	8,000	8,000	40,000
	<b>Project Total</b>	<b>\$8,000</b>	<b>\$8,000</b>	<b>\$8,000</b>	<b>\$8,000</b>	<b>\$8,000</b>	<b>\$40,000</b>
Water Revenues		8,000	8,000	8,000	8,000	8,000	40,000
	<b>Funding Total</b>	<b>\$8,000</b>	<b>\$8,000</b>	<b>\$8,000</b>	<b>\$8,000</b>	<b>\$8,000</b>	<b>\$40,000</b>
<b>WS85700079</b>	<b>WATER SYSTEM MASTER PLAN</b>	<b>Function: Water System Studies</b>			<b>District: Citywide</b>		
Perform 2008 Water System Master Plan study.							
Study		-	1,185,000	860,000	-	-	2,045,000
	<b>Project Total</b>	<b>-</b>	<b>\$1,185,000</b>	<b>\$860,000</b>	<b>-</b>	<b>-</b>	<b>\$2,045,000</b>
Water Revenues		-	1,185,000	860,000	-	-	2,045,000
	<b>Funding Total</b>	<b>-</b>	<b>\$1,185,000</b>	<b>\$860,000</b>	<b>-</b>	<b>-</b>	<b>\$2,045,000</b>
<b>WS85700082</b>	<b>WATER CONTROL SYSTEM ENHANCEMENTS</b>	<b>Function: Water System Studies</b>			<b>District: Citywide</b>		
Complete enhancement of the Distributed Control System (DCS).							
Other		6,000	-	-	-	-	6,000
	<b>Project Total</b>	<b>\$6,000</b>	<b>-</b>	<b>-</b>	<b>-</b>	<b>-</b>	<b>\$6,000</b>
2007 CIC Water Bonds		6,000	-	-	-	-	6,000
	<b>Funding Total</b>	<b>\$6,000</b>	<b>-</b>	<b>-</b>	<b>-</b>	<b>-</b>	<b>\$6,000</b>
<b>WS85700083</b>	<b>MOTOROLA 52ND ST SUPERFUND SITE STUDY</b>	<b>Function: Water System Studies</b>			<b>District: 7 &amp; 8</b>		
Study hydrogeologic and groundwater remediation and restoration issues of groundwater contamination resulting from the federal Motorola 52nd St plume and other commingled contaminant sources.							
Other		6,000	-	-	-	-	6,000
	<b>Project Total</b>	<b>\$6,000</b>	<b>-</b>	<b>-</b>	<b>-</b>	<b>-</b>	<b>\$6,000</b>
Water Revenues		6,000	-	-	-	-	6,000
	<b>Funding Total</b>	<b>\$6,000</b>	<b>-</b>	<b>-</b>	<b>-</b>	<b>-</b>	<b>\$6,000</b>
<b>WS85700085</b>	<b>CONTROL SYSTEM WATER QUALITY ENHANCEMENTS</b>	<b>Function: Water System Studies</b>			<b>District: 8</b>		
Complete enhancement of Water Treatment Plant and Distribution control systems for water quality optimization.							
Other		37,000	-	-	-	-	37,000
	<b>Project Total</b>	<b>\$37,000</b>	<b>-</b>	<b>-</b>	<b>-</b>	<b>-</b>	<b>\$37,000</b>
2007 CIC Water Bonds		37,000	-	-	-	-	37,000
	<b>Funding Total</b>	<b>\$37,000</b>	<b>-</b>	<b>-</b>	<b>-</b>	<b>-</b>	<b>\$37,000</b>
<b>WS85700086</b>	<b>WATER SYSTEM MODEL - GROUNDWATER MANAGEMENT PLAN</b>	<b>Function: Water System Studies</b>			<b>District: Citywide</b>		
Study areas in Phoenix where the water infrastructure system would need wells.							
Other		77,000	-	-	-	-	77,000
	<b>Project Total</b>	<b>\$77,000</b>	<b>-</b>	<b>-</b>	<b>-</b>	<b>-</b>	<b>\$77,000</b>
Water Revenues		77,000	-	-	-	-	77,000
	<b>Funding Total</b>	<b>\$77,000</b>	<b>-</b>	<b>-</b>	<b>-</b>	<b>-</b>	<b>\$77,000</b>

**City of Phoenix, Arizona**  
**2007-2012 Capital Improvement Program**  
**Water**

<b>Project No.</b>	<b>Project Title</b>	<b>2007-08</b>	<b>2008-09</b>	<b>2009-10</b>	<b>2010-11</b>	<b>2011-12</b>	<b>Total</b>
<b>WS85010028</b>	<b>ACQUIRE 3 WELL SITES</b>						
	Function: Wells						
	District: 2						
	Acquire three well sites: Deer Valley Rd/Black Mountain Parkway, Loop 101/60th St alignment, Mayo Blvd/55th St alignment.						
	Estimated full-year ongoing operating costs:	\$48,750					
	Other	6,000	-	-	-	-	6,000
	Land Acquisition	200,000	-	-	-	-	200,000
	<b>Project Total</b>	<b>\$206,000</b>	<b>-</b>	<b>-</b>	<b>-</b>	<b>-</b>	<b>\$206,000</b>
	2007 CIC Water Bonds	206,000	-	-	-	-	206,000
	<b>Funding Total</b>	<b>\$206,000</b>	<b>-</b>	<b>-</b>	<b>-</b>	<b>-</b>	<b>\$206,000</b>
<b>WS85010029</b>	<b>REGULATORY COMPLIANCE AND ENVIRONMENTAL PROGRAM (RCEP)-OTHER FACILITIES</b>						
	Function: Wells						
	District: Citywide						
	Design and construct improvements for the Regulatory Compliance and Environmental program (RCEP)						
	Other	19,000	-	-	-	-	19,000
	Construction	-	2,370,000	-	3,700,000	-	6,070,000
	<b>Project Total</b>	<b>\$19,000</b>	<b>\$2,370,000</b>	<b>-</b>	<b>\$3,700,000</b>	<b>-</b>	<b>\$6,089,000</b>
	Water Revenues	-	-	-	3,700,000	-	3,700,000
	Water Development Occupational Fee	19,000	2,370,000	-	-	-	2,389,000
	<b>Funding Total</b>	<b>\$19,000</b>	<b>\$2,370,000</b>	<b>-</b>	<b>\$3,700,000</b>	<b>-</b>	<b>\$6,089,000</b>
<b>WS85010030</b>	<b>ARSENIC TREATMENT FOR GROUNDWATER</b>						
	Function: Wells						
	District: Citywide						
	Complete construction of arsenic treatment facilities at various wellsites.						
	Estimated full-year ongoing operating costs:	\$1,340,000					
	Other	78,000	-	-	-	-	78,000
	<b>Project Total</b>	<b>\$78,000</b>	<b>-</b>	<b>-</b>	<b>-</b>	<b>-</b>	<b>\$78,000</b>
	2007 CIC Water Bonds	78,000	-	-	-	-	78,000
	<b>Funding Total</b>	<b>\$78,000</b>	<b>-</b>	<b>-</b>	<b>-</b>	<b>-</b>	<b>\$78,000</b>
<b>WS85010031</b>	<b>EQUIP WELL NO. 296</b>						
	Function: Wells						
	District: 2						
	Complete construction of pumping facilities for Well #296.						
	Estimated full-year ongoing operating costs:	\$130,000					
	Other	8,000	-	-	-	-	8,000
	<b>Project Total</b>	<b>\$8,000</b>	<b>-</b>	<b>-</b>	<b>-</b>	<b>-</b>	<b>\$8,000</b>
	2007 CIC Water Bonds	8,000	-	-	-	-	8,000
	<b>Funding Total</b>	<b>\$8,000</b>	<b>-</b>	<b>-</b>	<b>-</b>	<b>-</b>	<b>\$8,000</b>
<b>WS85010036</b>	<b>ACQUIRE FUTURE WELLS</b>						
	Function: Wells						
	District: Citywide						
	Acquire and construct future wells.						
	Other	87,000	-	-	-	-	87,000
	Construction	740,000	600,000	2,200,000	1,260,000	1,300,000	6,100,000
	<b>Project Total</b>	<b>\$827,000</b>	<b>\$600,000</b>	<b>\$2,200,000</b>	<b>\$1,260,000</b>	<b>\$1,300,000</b>	<b>\$6,187,000</b>
	Water Development Occupational Fee	827,000	600,000	2,200,000	1,260,000	1,300,000	6,187,000
	<b>Funding Total</b>	<b>\$827,000</b>	<b>\$600,000</b>	<b>\$2,200,000</b>	<b>\$1,260,000</b>	<b>\$1,300,000</b>	<b>\$6,187,000</b>
<b>WS85010038</b>	<b>WELL NO. 280 BLENDING</b>						
	Function: Wells						
	District:						
	Complete construction of Well 280 blending facilities, west of Cave Creek Road and south of Lone Mountain Road.						
	Other	17,000	-	-	-	-	17,000
	<b>Project Total</b>	<b>\$17,000</b>	<b>-</b>	<b>-</b>	<b>-</b>	<b>-</b>	<b>\$17,000</b>
	2007 CIC Water Bonds	17,000	-	-	-	-	17,000
	<b>Funding Total</b>	<b>\$17,000</b>	<b>-</b>	<b>-</b>	<b>-</b>	<b>-</b>	<b>\$17,000</b>

**City of Phoenix, Arizona**  
**2007-2012 Capital Improvement Program**

**Water**

<b>Project No.</b>	<b>Project Title</b>	<b>2007-08</b>	<b>2008-09</b>	<b>2009-10</b>	<b>2010-11</b>	<b>2011-12</b>	<b>Total</b>
<b>WS85010040</b>	<b>WATER MAIN 99TH AVE / SOUTHERN (RIGBY WELL)</b>						
			<b>Function: Wells</b>				<b>District: 7</b>
	Construct 1 mile of 12 pipe to connect Well #298 to the distribution system.						
Other		69,000	-	-	-	-	69,000
Design		100,000	-	-	-	-	100,000
Construction		1,400,000	-	-	-	-	1,400,000
<b>Project Total</b>		<b>\$1,569,000</b>	<b>-</b>	<b>-</b>	<b>-</b>	<b>-</b>	<b>\$1,569,000</b>
2007 CIC Water Bonds		1,569,000	-	-	-	-	1,569,000
<b>Funding Total</b>		<b>\$1,569,000</b>	<b>-</b>	<b>-</b>	<b>-</b>	<b>-</b>	<b>\$1,569,000</b>
<b>WS85010041</b>	<b>DRILL/INSTALL WELL #299</b>						
			<b>Function: Wells</b>				<b>District: 2</b>
	Drill, install, and test Well #299 at Cave Creek Rd and Jomax Rd.						
Other		33,000	-	-	-	-	33,000
Design		400,000	100,000	-	-	-	500,000
Construction		-	1,100,000	-	-	-	1,100,000
<b>Project Total</b>		<b>\$433,000</b>	<b>\$1,200,000</b>	<b>-</b>	<b>-</b>	<b>-</b>	<b>\$1,633,000</b>
Water Development Occupational Fee		433,000	1,200,000	-	-	-	1,633,000
<b>Funding Total</b>		<b>\$433,000</b>	<b>\$1,200,000</b>	<b>-</b>	<b>-</b>	<b>-</b>	<b>\$1,633,000</b>
<b>WS85010042</b>	<b>GASEOUS CHLORINE CONTAINMENT</b>						
			<b>Function: Wells</b>				<b>District: Citywide</b>
	Replace tablet feeders with chlorine gas units at remote facilities sites.						
Other		48,000	-	-	-	-	48,000
Design		1,000,000	-	-	-	-	1,000,000
Construction		-	3,000,000	-	-	-	3,000,000
<b>Project Total</b>		<b>\$1,048,000</b>	<b>\$3,000,000</b>	<b>-</b>	<b>-</b>	<b>-</b>	<b>\$4,048,000</b>
2008 CIC Water Bonds		-	3,000,000	-	-	-	3,000,000
2007 CIC Water Bonds		1,048,000	-	-	-	-	1,048,000
<b>Funding Total</b>		<b>\$1,048,000</b>	<b>\$3,000,000</b>	<b>-</b>	<b>-</b>	<b>-</b>	<b>\$4,048,000</b>
<b>WS85220001</b>	<b>WESTERN CANAL PLANT</b>						
			<b>Function: Western Canal Plant</b>				<b>District: 7</b>
	Design a water treatment plant at 15th Ave and Dobbins Road.						
	Estimated full-year ongoing operating costs: \$6,380,000						
Other		34,000	-	-	-	-	34,000
Design		-	-	-	5,000,000	-	5,000,000
<b>Project Total</b>		<b>\$34,000</b>	<b>-</b>	<b>-</b>	<b>\$5,000,000</b>	<b>-</b>	<b>\$5,034,000</b>
Nonprofit CIC Bonds		-	-	-	5,000,000	-	5,000,000
2007 CIC Water Bonds		34,000	-	-	-	-	34,000
<b>Funding Total</b>		<b>\$34,000</b>	<b>-</b>	<b>-</b>	<b>\$5,000,000</b>	<b>-</b>	<b>\$5,034,000</b>
<b>BIWAT20060</b>	<b>BOND ISSUANCE COSTS</b>						
			<b>Function: Debt</b>				<b>District: Citywide</b>
	Bond issuance costs for Water Revenue bonds.						
Other		10,000,000	-	-	-	-	10,000,000
<b>Project Total</b>		<b>\$10,000,000</b>	<b>-</b>	<b>-</b>	<b>-</b>	<b>-</b>	<b>\$10,000,000</b>
2007 CIC Water Bonds		10,000,000	-	-	-	-	10,000,000
<b>Funding Total</b>		<b>\$10,000,000</b>	<b>-</b>	<b>-</b>	<b>-</b>	<b>-</b>	<b>\$10,000,000</b>

**City of Phoenix, Arizona**  
**2007-2012 Capital Improvement Program**  
**Water**

<b>Project No.</b>	<b>Project Title</b>	<b>2007-08</b>	<b>2008-09</b>	<b>2009-10</b>	<b>2010-11</b>	<b>2011-12</b>	<b>Total</b>
<b>BIWAT20070</b>	<b>WATER BOND ISSUANCE COSTS</b>						
			<b>Function: Debt</b>				
						<b>District: Citywide</b>	
	Bond issuance costs for 2007 Water Bond Anticipation Notes.						
Other		200,000	-	-	-	-	200,000
	<b>Project Total</b>	<b>\$200,000</b>	-	-	-	-	<b>\$200,000</b>
2007 CIC Water Bonds		200,000	-	-	-	-	200,000
	<b>Funding Total</b>	<b>\$200,000</b>	-	-	-	-	<b>\$200,000</b>
<b>AR84850002</b>	<b>ART ENHANCEMENTS ALONG HIGHLINE CANAL - PERCENT FOR ART</b>						
			<b>Function: Percent for Art</b>				
						<b>District: 8</b>	
	Develop canal bank art enhancements along the Highline Canal.						
Construction		1,784,300	-	-	-	-	1,784,300
	<b>Project Total</b>	<b>\$1,784,300</b>	-	-	-	-	<b>\$1,784,300</b>
2007 CIC Water Bonds		1,744,300	-	-	-	-	1,744,300
2006 Parks and Open Spaces Bonds		40,000	-	-	-	-	40,000
	<b>Funding Total</b>	<b>\$1,784,300</b>	-	-	-	-	<b>\$1,784,300</b>
<b>AR84850005</b>	<b>PAPAGO LOOP TRAIL - PERCENT FOR ART</b>						
			<b>Function: Percent for Art</b>				
						<b>District: Citywide</b>	
	Develop art projects along the Papago Loop Trail within the jurisdiction of the City of Phoenix.						
Construction		571,000	500,000	-	-	-	1,071,000
	<b>Project Total</b>	<b>\$571,000</b>	<b>\$500,000</b>	-	-	-	<b>\$1,071,000</b>
2007 CIC Water Bonds		571,000	500,000	-	-	-	1,071,000
	<b>Funding Total</b>	<b>\$571,000</b>	<b>\$500,000</b>	-	-	-	<b>\$1,071,000</b>
<b>AR84850006</b>	<b>WATER - PERCENT FOR ART</b>						
			<b>Function: Percent for Art</b>				
						<b>District: Citywide</b>	
	Acquire artwork for the water facilities.						
Construction		96,000	500,000	500,000	500,000	-	1,596,000
	<b>Project Total</b>	<b>\$96,000</b>	<b>\$500,000</b>	<b>\$500,000</b>	<b>\$500,000</b>	-	<b>\$1,596,000</b>
2007 CIC Water Bonds		96,000	500,000	500,000	500,000	-	1,596,000
	<b>Funding Total</b>	<b>\$96,000</b>	<b>\$500,000</b>	<b>\$500,000</b>	<b>\$500,000</b>	-	<b>\$1,596,000</b>
<b>AR84850009</b>	<b>24TH ST CANAL - PERCENT FOR ART</b>						
			<b>Function: Percent for Art</b>				
						<b>District: 6</b>	
	Construct an artist-designed pedestrian bridge across the Arizona Canal at 24th St.						
Construction		575,900	-	-	-	-	575,900
	<b>Project Total</b>	<b>\$575,900</b>	-	-	-	-	<b>\$575,900</b>
2007 CIC Water Bonds		575,900	-	-	-	-	575,900
	<b>Funding Total</b>	<b>\$575,900</b>	-	-	-	-	<b>\$575,900</b>
<b>AR84850010</b>	<b>GRAND CANAL 7TH AVE TO CENTRAL</b>						
			<b>Function: Percent for Art</b>				
						<b>District: 4</b>	
	Integrate art to improve trail connections and pedestrian amenities leading to the Light Rail stop on Central Ave.						
Construction		293,500	-	-	-	-	293,500
	<b>Project Total</b>	<b>\$293,500</b>	-	-	-	-	<b>\$293,500</b>
2007 CIC Water Bonds		93,500	-	-	-	-	93,500
2000 Water CIC Non-profit Corp Bonds		200,000	-	-	-	-	200,000
	<b>Funding Total</b>	<b>\$293,500</b>	-	-	-	-	<b>\$293,500</b>

**City of Phoenix, Arizona**  
**2007-2012 Capital Improvement Program**  
**Water**

<b>Project No.</b>	<b>Project Title</b>	<b>2007-08</b>	<b>2008-09</b>	<b>2009-10</b>	<b>2010-11</b>	<b>2011-12</b>	<b>Total</b>
<b>AR84850012</b>	<b>CONNECTED OASIS - PERCENT FOR ART</b>						
	Function: Percent for Art						
	District: 7 & 8						
	Develop plans and art projects for Streetscapes, transit links and open spaces that help achieve the City's goal of a connected oasis downtown.						
Construction		1,376,700	-	-	-	-	1,376,700
<b>Project Total</b>		<b>\$1,376,700</b>	-	-	-	-	<b>\$1,376,700</b>
2007 CIC Water Bonds		260,700	-	-	-	-	260,700
2006 Street Improvement and Storm Sewer Bonds		35,000	-	-	-	-	35,000
2006 Education Bonds		480,000	-	-	-	-	480,000
2006 CIC Wastewater Bonds		400,000	-	-	-	-	400,000
2001 Central City Revitalization -%Art		21,000	-	-	-	-	21,000
2000 Water CIC Non-profit Corp Bonds		107,720	-	-	-	-	107,720
2000 Wastewater CIC Non-profit Corp Bonds		72,280	-	-	-	-	72,280
<b>Funding Total</b>		<b>\$1,376,700</b>	-	-	-	-	<b>\$1,376,700</b>
<b>AR84850013</b>	<b>MASTER WATER ART PLAN - PERCENT FOR ART</b>						
	Function: Percent for Art						
	District: Citywide						
	Develop a master plan for water-related public art projects citywide.						
Study		90,000	-	-	-	-	90,000
<b>Project Total</b>		<b>\$90,000</b>	-	-	-	-	<b>\$90,000</b>
2007 CIC Water Bonds		45,000	-	-	-	-	45,000
2006 CIC Wastewater Bonds		45,000	-	-	-	-	45,000
<b>Funding Total</b>		<b>\$90,000</b>	-	-	-	-	<b>\$90,000</b>
<b>AR84850014</b>	<b>CITY SPINE - PERCENT FOR ART</b>						
	Function: Percent for Art						
	District: Citywide						
	Develop projects to strengthen trail, transit and neighborhood connections along Central Ave, from South Mountain to North Mountain.						
Construction		511,757	-	-	-	-	511,757
<b>Project Total</b>		<b>\$511,757</b>	-	-	-	-	<b>\$511,757</b>
Arizona Highway User Revenues		91,757	-	-	-	-	91,757
2007 CIC Water Bonds		210,000	-	-	-	-	210,000
2006 CIC Wastewater Bonds		210,000	-	-	-	-	210,000
<b>Funding Total</b>		<b>\$511,757</b>	-	-	-	-	<b>\$511,757</b>
<b>AR84850016</b>	<b>LITTLE CANYON TRAIL - PERCENT FOR ART</b>						
	Function: Percent for Art						
	District: 5						
	Construct a trail and enhancements along 31st Avenue canal.						
Construction		900,000	-	-	-	-	900,000
<b>Project Total</b>		<b>\$900,000</b>	-	-	-	-	<b>\$900,000</b>
2006 CIC Wastewater Bonds		450,000	-	-	-	-	450,000
2000 Water CIC Non-profit Corp Bonds		450,000	-	-	-	-	450,000
<b>Funding Total</b>		<b>\$900,000</b>	-	-	-	-	<b>\$900,000</b>
<b>AR84850017</b>	<b>PORTABLE WORKS - PERCENT FOR ART</b>						
	Function: Percent for Art						
	District: Citywide						
	Acquire artwork for public areas of city buildings with Water Services functions.						
Equipment		81,000	-	-	-	-	81,000
<b>Project Total</b>		<b>\$81,000</b>	-	-	-	-	<b>\$81,000</b>
2007 CIC Water Bonds		81,000	-	-	-	-	81,000
<b>Funding Total</b>		<b>\$81,000</b>	-	-	-	-	<b>\$81,000</b>

**City of Phoenix, Arizona**  
**2007-2012 Capital Improvement Program**  
**Water**

<b>Project No.</b>	<b>Project Title</b>	<b>2007-08</b>	<b>2008-09</b>	<b>2009-10</b>	<b>2010-11</b>	<b>2011-12</b>	<b>Total</b>
<b>AR84850018</b>	<b>WALL ART AT DEER VALLEY PLANT - PERCENT FOR ART</b>						
			<b>Function: Percent for Art</b>				<b>District: 1</b>
Commission an artist to enhance walls along the Dunlap Ave side of the water treatment plant.							
Construction		600,000	-	-	-	-	600,000
<b>Project Total</b>		<b>\$600,000</b>	-	-	-	-	<b>\$600,000</b>
2007 CIC Water Bonds		385,200	-	-	-	-	385,200
2000 Water CIC Non-profit Corp Bonds		214,800	-	-	-	-	214,800
<b>Funding Total</b>		<b>\$600,000</b>	-	-	-	-	<b>\$600,000</b>
<b>AR84850019</b>	<b>ARIZONA FALLS REFURBISHMENT - PERCENT FOR ART</b>						
			<b>Function: Percent for Art</b>				<b>District: 6</b>
Improve and replace safety railings at Arizona Falls.							
Construction		31,400	-	-	-	-	31,400
<b>Project Total</b>		<b>\$31,400</b>	-	-	-	-	<b>\$31,400</b>
2007 CIC Water Bonds		31,400	-	-	-	-	31,400
<b>Funding Total</b>		<b>\$31,400</b>	-	-	-	-	<b>\$31,400</b>
<b>AR84850020</b>	<b>LIFT STATION PROJECTS - PERCENT FOR ART</b>						
			<b>Function: Percent for Art</b>				<b>District: Citywide</b>
Enhance design of walls at several new lift stations.							
Construction		400,000	-	-	-	-	400,000
<b>Project Total</b>		<b>\$400,000</b>	-	-	-	-	<b>\$400,000</b>
2006 CIC Wastewater Bonds		400,000	-	-	-	-	400,000
<b>Funding Total</b>		<b>\$400,000</b>	-	-	-	-	<b>\$400,000</b>
<b>AR84850021</b>	<b>WATER RE-USE DEMO PROJECT - PERCENT FOR ART</b>						
			<b>Function: Percent for Art</b>				<b>District: 8</b>
Construct a project to demonstrate water re-use to sustain native landscaping at South Mountain Stables.							
Construction		300,000	-	-	-	-	300,000
<b>Project Total</b>		<b>\$300,000</b>	-	-	-	-	<b>\$300,000</b>
2007 CIC Water Bonds		300,000	-	-	-	-	300,000
<b>Funding Total</b>		<b>\$300,000</b>	-	-	-	-	<b>\$300,000</b>

## FUND LEGEND

### OPERATING FUNDS

Operating fund resources are derived from ongoing revenue sources. Operating funds may be used to finance operating expenditures and “pay-as-you-go” capital improvement projects.

**General Funds** – These funds are supported by taxes and fees. The use of these funds is not restricted.

- General Fund (Fund 0001)
- Library – General (Fund 0002)

**Parks and Preserves** – This fund is restricted to the purchase of land for the Sonoran Desert Preserve and to the development and improvement of regional and neighborhood parks. It is supported by a one-tenth percent sales tax.

- Parks & Preserves Initiative (Fund 1022)

**Transit 2000** – This fund is restricted to public transportation purposes. This fund is primarily supported by a four-tenths percent sales tax.

- Transit 2000 Initiative Revenue (Fund 1204)
- COP Participation (Fund 1311)
- Internal Rail Project Activity (Fund 1312)

**Transit RPTA** – This fund is restricted to public transportation purposes. This fund is primarily supported by a countywide 0.5% sales tax.

- Regional Transportation Plan (Fund 1389)

**Capital Construction** – This fund is restricted to projects to mitigate flooding and dust and to improve neighborhood infrastructure to modern standards. This fund is supported by a two percent sales tax on telecommunication services.

- Capital Construction (Fund 1021)

**Arizona Highway Users Revenue (AHUR)** – Resources of this fund are derived from gas tax and vehicle licensing fees imposed and collected by the State of Arizona and shared with cities and towns. AHUR must be used for street or highway purposes.

- Arizona Highway Users 30% Share (Fund 0007)

**Community Reinvestment** – These funds are restricted to business development projects in a specified district or area. They are supported by payments received pursuant to development agreements.

- Downtown Community Reinvestment Fund (Fund 0291)
- Sky Harbor Community Reinvestment Percent for Art (Fund 0299)

**Other Restricted Funds** – This is a combination of funds used to segregate restricted revenues, receipts and contributions received in small amounts, which are earmarked for restricted purposes.

- Citywide-Miscellaneous Contributions/Fees (Fund 1270)
- Children’s Museum of Phoenix Contributions/Fees (Fund 1424)
- Information Technology Contributions/Fees (Fund 1275)
- Parks Monopole Sites (Fund 1343)
- Proceeds Sales of Public Housing Units (Fund 1287)
- PW Environmental Program (Fund 1395)

**Community Development (CDBG)** – Grant funds allocated by the federal government to the City of Phoenix to use for the prevention and removal of slum and blight.

- Community Development – 1999 Entitlement (Fund 1999)
- Community Development – 2002 Entitlement (Fund 2002)
- Community Development – 2003 Entitlement (Fund 2003)
- Community Development – 2004 Entitlement (Fund 2004)
- Community Development – 2005 Entitlement (Fund 2005)
- Community Development – 2006 Entitlement (Fund 2006)
- Community Development – 2007 Entitlement (Fund 2007)

**HOPE Grants** – Federal Grant funds or contributions for a project involving significant improvements at the Matthew Henson Site.

- HOPE VI Grant (Fund 1266)
- HOPE VI Grant (Fund 1375)

**Aviation Operating** – Resources of these funds are derived from ongoing Aviation operations. Aviation Operating funds may be used to support pay-as-you-go Aviation capital projects.

- Sky Harbor Airport Improvement (Fund 0042)
- Deer Valley Airport (Fund 0045)
- Goodyear Airport (Fund 0047)

**Development Services** – Resources of these funds are derived from ongoing Development Services operations.

- Development Services – (Fund 0012)

**Water Operating** – Resources of these funds are derived from ongoing Water operations. Water Operating funds may be used to support pay-as-you-go Water projects.

- Val Vista WTP - Capital Outlay (Fund 0404)

- Water Development Occupational Fee (Fund 0054)
- Water Resources Acquisition Fee (Fund 0050)
- Water Revenues (Fund 0051)

**Wastewater Operating** – Resources of these funds are derived from ongoing Wastewater operations. Wastewater Operating funds may be used to support pay-as-you-go Wastewater projects.

- SROG Replacement Fund (Fund 0021)
- Wastewater Revenue (Fund 0090)
- Wastewater System Replacement - Lines (Fund 0095)
- Wastewater Development Occupational Fee (Fund 0096)
- Wastewater Replacement – 23<sup>rd</sup> Avenue WWTP (Fund 0098)

**Solid Waste Operating** – Resources of this fund are derived from sanitation and landfill fees. This fund may be used to finance pay-as-you-go Solid Waste capital projects.

- Solid Waste Disposal Operating (Fund 0037)

**Phoenix Convention Center Operating** – Resources of this fund are derived from sales taxes levied to support the Phoenix Convention Center. The Phoenix Convention Center Operating fund may be used to support pay-as-you-go capital projects.

- Phoenix Convention Center - Operating (Fund 0058)

**Operating Grants** – Grant funds that may be used for either pay-as-you-go capital or operating purposes. Operating grants may be used for capital projects that meet the criteria of the granting agencies.

- LUST/UST Remediation (Fund 1303)
- LTAF II – FY2007 (Fund 1509)
- HOME Program – all years (Fund 0277)
- 2004 HOME Program (Fund 1350)
- Federal and State Grant Trust (Fund 0011)

## **BOND FUNDS**

Bond funds are resources resulting from the issuance of debt instruments (bonds) that require repayment of a specified principle amount at maturity and payment of interest at a stated rate or a formula rate. Bonds funds are restricted to purposes defined in the proposition placed before the voters.

**Property Tax Supported** – These are voter-approved bonds that finance a variety of capital improvements. The principle and interest payments on these bonds are financed from the secondary property tax levy.

- 1988 Freeway Mitigation Bonds (Fund 0176)

- 1988 Parks and Recreational Facilities Bonds (Fund 0141)
- 1988 Police Protection Bonds (Fund 0136)
- 1988 Storm Sewer Bonds (Fund 0163)
- 1989 Historic and Cultural Preservation Bonds (Fund 0427)
- 2001 Police Protection Bonds (Fund 3300)
- 2001 Police Protection - % for Art Bonds (Fund 3301)
- 2001 Fire Protection Technology Bonds (Fund 3302)
- 2001 Computer Technology Bonds (Fund 3303)
- 2001 Police Protection Technology Bonds (Fund 3304)
- 2001 Brownfields Cleanup Bonds (Fund 3305)
- 2001 Service Centers Bonds (Fund 3307)
- 2001 Service Centers - % for Art Bonds (Fund 3308)
- 2001 Rio Salado Recreation - % for Art Bonds (Fund 3310)
- 2001 Rio Salado Flood Control - % for Art Bonds (Fund 3312)
- 2001 Preserving Phoenix Heritage Bonds (Fund 3313)
- 2001 Preserving Phoenix Heritage - % for Art Bonds (Fund 3314)
- 2001 Parks, Open Space and Recreation Facilities Bonds (Fund 3315)
- 2001 Parks, Open Space and Recreation Facilities - % for Art Bonds (Fund 3316)
- 2001 Library Facilities Bonds (Fund 3317)
- 2001 Library Facilities - % for Art Bonds (Fund 3318)
- 2001 Fire Protection Bonds (Fund 3319)
- 2001 Fire Protection - % for Art Bonds (Fund 3320)
- 2001 Central City Revitalization Bonds (Fund 3321)
- 2001 Central City Revitalization - % for Art Bonds (Fund 3322)
- 2001 Senior and Family Service Centers Bonds (Fund 3323)
- 2001 Senior and Family Service Centers - % for Art Bonds (Fund 3324)
- 2001 Neighborhood Historic Preservation Bonds (Fund 3325)
- 2001 Neighborhood Historic Preservation - % for Art Bonds (Fund 3326)
- 2001 Neighborhood Preservation and Blight Elimination Bonds (Fund 3327)
- 2001 Neighborhood Preservation and Blight Elimination - % for Art Bonds (Fund 3328)
- 2001 Citizen Service Centers Bonds (Fund 3329)
- 2001 Citizen Service Centers - % for Art Bonds (Fund 3330)
- 2001 Affordable Housing Bonds (Fund 3331)
- 2001 Affordable Housing Bonds - % for Art Bonds (Fund 3332)
- 2001 Homeless Shelter Bonds (Fund 3333)
- 2001 Homeless Shelter - % for Art Bonds (Fund 3334)
- 2001 Storm Sewers Bonds (Fund 3335)
- 2001 Storm Sewers - % for Art Bonds (Fund 3336)
- 2001 Street Improvement Bonds (Fund 3337)
- 2001 Street Improvement - % for Art Bonds (Funds 3338)
- 2001 Freeway Mitigation Bonds (Fund 3339)
- 2001 Freeway Mitigation - % for Art Bonds (Fund 3340)
- 2001 Phoenix Theater Bonds (Fund 3341)
- 2001 Carver Museum and Cultural Center Bonds (Fund 3344)
- 2001 Memorial Hall Bonds (Fund 3345)
- 2001 Museo Chicano Bonds (Fund 3347)

- 2001 Family Museum Bonds (Fund 3349)
- 2001 Phoenix History Museum Phase II Expansion Bonds (Fund 3350)
- 2001 Phoenix Center for Community Arts Bonds (Fund 3351)
- 2001 Education, Youth and Cultural Facilities - % for Art Bonds (Fund 3352)
- 2006 Fire Protection Bonds (Fund 3355)
- 2006 Fire Protection % for Arts Bonds (Fund 3356)
- 2006 Police Protection Bonds (Fund 3357)
- 2006 Police Protection % for Arts Bonds (Fund 3358)
- 2006 Fire Technology Bonds (Fund 3359)
- 2006 Information Technology Bonds (Fund 3360)
- 2006 Police Technology Bonds (Fund 3361)
- 2006 Technology % for Arts Bonds (Fund 3362)
- 2006 Downtown Education Bonds (Fund 3363)
- 2006 Downtown % for Arts Bonds (Fund 3364)
- 2006 Parks Bonds (Fund 3365)
- 2006 Parks % for Arts Bonds (Fund 3366)
- 2006 Arts and Cultural Facilities Bonds (Fund 3367)
- 2006 Arts and Cultural Facilities % for Arts (Fund 3368)
- 2006 Human Services Bonds (Fund 3369)
- 2006 Human Services % for Arts Bonds (Fund 3370)
- 2006 Facilities Management Bonds (Fund 3371)
- 2006 Facilities Management % for Arts Bonds (Fund 3372)
- 2006 Libraries Bonds (Fund 3373)
- 2006 Libraries % for Arts Bonds (Fund 3374)
- 2006 Economic Development Bonds (Fund 3375)
- 2006 Economic Development % for Arts (Fund 3376)
- 2006 Housing Bonds (Fund 3377)
- 2006 Housing Percent for Arts Bonds (Fund 3378)
- 2006 Neighborhood Services Bonds (Fund 3379)
- 2006 Neighborhood Services Percent for Arts (Fund 3380)
- 2006 Storm Sewers Bonds (Fund 3381)
- 2006 Storm Sewers Percent for Arts (Fund 3382)
- 2006 Street Improvement Bonds (Fund 3383)
- 2006 Street Improvement Percent for Arts (Fund 3384)

**Non-Profit Corporation Bonds** – These are bonds issued by a non-profit corporation pursuant to a lease-purchase or purchase agreement with the City. Principle and interest payments on non-profit corporation bonds are made from enterprise revenues.

- 1998 Airport Revenue Bonds AMT (Fund 0684)
- 1998 Airport Revenue Bonds non AMT (Fund 0683)
- 2000 Airport Revenue Bonds (1206)
- 2002 Junior Lien Airport Revenue Bond (Fund 1267)
- 2004 Wastewater CIC Non-profit Corporation Bonds (Fund 1285)
- 2004 Wastewater CIC Non-profit Corporation Bonds (Fund 1366)
- Wastewater CIC Non-profit Corporation Bonds (Fund 0499)
- 2007 Water CIC Non-profit Corporation Bonds (Fund 1365)

- Water Non-profit Corporation Bonds (Fund 0498)
- Civic Plaza Expansion Bonds (Fund 2256)
- Civic Plaza Expansion Bonds Premium & Interest (Fund 2257)

**Revenue Supported** – These are voter-approved bonds that finance capital improvements for revenue-supported enterprises. The principle and interest payments on these bonds are financed from the revenues of these activities.

- 1981 GO Airport Expansion Bonds (Fund 0189)

**Customer Facility Charge** – This fund is to account for proceeds from the sale of Rental Car Bonds.

- 2004 CFC Bonds - Construction Fund (Fund 1322)

## **OTHER CAPITAL SOURCES**

Other capital sources are resources that are limited to capital construction or acquisition. Examples of these resources include capital grants, other agencies' contributions to joint projects, donations and lease purchase financing.

**Impact Fees** – Resources of these funds include development impact fee revenues for the peripheral planning areas. Projects financed by these funds must benefit the areas for which the development fees were collected.

- Ahwatukee Police Impact Fees (Fund 0752)
- Ahwatukee Libraries Impact Fees (Fund 1096)
- Ahwatukee Parks Impact Fees (Fund 1099)
- Ahwatukee Wastewater Impact Fees (Fund 1201)
- Deer Valley 1 Wastewater Impact Fees (Fund 1060)
- Deer Valley 2 Wastewater Impact Fees (Fund 1061)
- Deer Valley 3 Wastewater Impact Fees (Fund 1062)
- Deer Valley 4 Wastewater Impact Fees (Fund 1063)
- Deer Valley 5 Wastewater Impact Fees (Fund 1065)
- Desert View Libraries Impact Fees (Fund 0758)
- Desert View Streets Impact Fees (Fund 0759)
- Desert View Water Impact Fees (Fund 0765)
- Desert View Wastewater Impact Fees (Fund 0766)
- Desert View Parks Impact Fees (Fund 0761)
- Northern Police Impact Fees (Fund 0762)
- North Gateway West Streets Impact Fees (Fund 1032)
- North Gateway BCC Streets Impact Fees (Fund 1033)
- North Gateway Libraries Impact Fees (Fund 1031)
- North Gateway Parks Impact Fees (Fund 1035)
- North Gateway Wastewater Impact Fees (Fund 1039)
- North Gateway Water Impact Fees (Fund 1040)
- Southwest Fire Impact Fees (Fund 1042)

- Southwest Libraries Impact Fees (Fund1043)
- Laveen Streets Impact Fees (Fund1044)
- Southwest Parks Impact Fees (Fund1045)
- Southwest Police Impact Fees (Fund 1046)
- Laveen Storm Drainage Impact Fees (Fund 1048)
- Laveen West Wastewater Impact Fees (Fund1049)
- Laveen East Wastewater Impact Fees (Fund 1306)
- Deer Valley Water Impact Fees (Fund 1065)
- Estrella North Streets Impact Fees (Fund 1085)
- Estrella South Streets Impact Fees (Fund 1086)
- Estrella Storm Drainage Impact Fees (Fund 1090)
- Estrella North Wastewater Impact Fees (Fund 1091)
- Estrella South Wastewater Impact Fees (Fund 1092)
- Southern Water Impact Fees (Fund 1094)
- Northern Open Space Impact Fees (Fund 1324)

**Non Profit Corporation Bond** – This is financing obtained pursuant to lease-purchase agreements. Principle and interest payments are equal to the lease-purchase payments and are made from excise taxes or fees.

- 800 MHz Digital Trunked Radio System Lease Purchase (Fund 0178)
- Criminal Justice Facility CIC Lease Purchase (Fund 0660)
- 2004 CIC Transit LRT Revenue Bonds (Fund 1368)
- Police and Fire Lease Purchase-MEGA IV (Fund 65901)
- Solid Waste Lease Purchase-MEGA IV (Fund 65909)
- Police Lease Purchase – Mega V (Fund 66004)
- Streets Lease Purchase-MEGA V (Fund 66006)
- Neighborhood Services Lease Purchase-MEGA V (Fund 66009)
- Personnel Lease Purchase-MEGA V (Fund 66011)
- Sports Facilities Lease Purchase-MEGA V (Fund 66014)
- Golf Lease Purchase (Fund 66016)
- Community and Economic Development Lease Purchase-MEGA V (Fund 66017)
- Downtown Hotel Initiative (Fund 66101)

**Passenger Facility Charge** – Passenger facility charges are imposed on passengers at Sky Harbor International Airport. These funds are restricted to use at Phoenix airports.

- Rent a Car Passenger Facility Charge (Fund 1246)
- Passenger Facility Charge (Fund 1269 & Fund 1327)

**Other Cities' Share** – These funds represent other cities' share in capital projects at the 91<sup>st</sup> Avenue Wastewater Treatment Plant and Val Vista Water Treatment Plant joint ventures as well as the 800 Mhz Radio Replacement

- SROG - Brogdon Settlement (Fund 0444)
- SROG – Other Cities Participation (Fund 0400)
- Val Vista WTP – City of Mesa Share (Fund 0408)

- Other Cities' Reimbursement-800 Mhz (Fund 1242)

**Solid Waste Remediation** – This fund is used to account for funds received for remediation at the 19th Avenue Landfill Superfund Site. These funds may be used to finance 19th Avenue Landfill remediation projects only.

- Solid Waste Remediation Fund (0150)

**Capital Grants** – Grant funds that are restricted to capital purposes by the granting agency.

- Capital Fund Program (Phase 50103) (Fund 1072)
- Capital Fund Program (Phase 50104) (Fund 1074)
- Capital Fund Program (Phase 50105) (Fund 1075)
- Capital Fund Program (Phase 50106) (Fund 1076)
- FTA Formula Grant – 2001 Entitlement (Fund 48200)
- FTA Awards 03-04 (Fund 48230)
- FTA Awards (Fund 48240)
- FTA Awards (0050 and X074) (Fund 48250)
- FTA Awards (0059 and X080) (Fund 48260)
- FTA Awards (0005 and X088) (Fund 48270)
- 2006 Transit Security Grant (Fund 49000)
- Rent to Own Scattered Sites Replacement (Fund 0479)
- State Aid-Street Transportation (Fund 1019)
- Federal Aid-Street Transportation (Fund 1020)
- Parks CIP Grants (Fund 87402)
- Deer Valley Federal Grant (Fund AD00)
- Federal Grants (Fund AS00)
- Sunnyslope Manor Repair and Replacement Fund (1155)
- Fillmore Gardens Repair and Replacement Fund (1156)
- CAD Equipment (Fund 1313)
- Transportation Security Administration Grant (Fund 1326)
- Aviation Commercial Paper Fund (Fund 1329)
- Aviation Security Phase I Grants (Fund AS54C)
- Aviation Taxiway D, E and S – Phase III (Fund AS60C)
- Plan Six Facilities (Fund 0429)
- Parks Capital Gifts (Fund 1263)

**Capital Reserves** – These funds are restricted for future capital projects.

- CFC Reserve – Improvement Reserves/Surplus (Fund 1337)
- AHUR Capital Reserve (Fund 1393)

**Other Capital** – This fund is limited to capital construction or acquisition.

- Parks Land Sale Proceeds (Fund 1348)

## **GLOSSARY**

**ADA** - Americans with Disabilities Act. This Federal law requires that public facilities be accessible to individuals with physical limitations.

**Airport Development Plan (ADP)** – This is a new 20 year plan that was presented to the City Council in February 2007. The ADP identified capital projects to be funded from airline rates and charges, passenger and customer facility fees, federal funds and other sources. Debt service and operations and maintenance of existing services and new services were all included in the financial plan.

**Appropriation** - An authorization granted by the City Council to make expenditures and to incur obligations for purposes specified in the Appropriation Ordinances. Three appropriation ordinances are adopted each year: 1) the operating funds ordinance, 2) the capital funds ordinance, and 3) the re-appropriated funds ordinance.

**ASLD** - Arizona State Land Department

**Bonds** - Debt instruments that require repayment of principle on a specified date (the maturity date) and interest at a stated rate or formula rate.

**CAD** - Computer-aided dispatch

**Capital Budget** – The capital funds portion of the first year of the five-year Capital Improvement Program.

**Capital Funds** - Funds restricted to financing the acquisition or construction of capital facilities. Resources of capital funds may be derived from bonds, impact fees, contributions or capital grants.

**Capital Improvement Program (CIP)** - A plan for capital expenditures needed to maintain and expand the public infrastructure; for example, roads, sewers, water lines or parks. The City's CIP includes a plan to meet these needs for five years and is updated annually to reflect changes in priorities, cost estimates and changing financial strategies. The first year of the CIP is adopted in the operating and capital funds appropriations.

**Carryover** - A project that was originally appropriated in an earlier year, but due to delays was again appropriated in a later year.

**CDBG** - See Community Development Block Grant.

**CIP** - See Capital Improvement Program.

**CNG** - Compressed natural gas, which is an alternative fuel used to improve air quality.

**Community Development Block Grant (CDBG)** - Grant funds allocated by the federal government to the City of Phoenix to use for the prevention and removal of slum and blight and to benefit low- and moderate-income persons. The City disburses these funds through an annual application process open to nonprofit organizations and City departments.

**Contingency** - An appropriation of funds to cover unforeseen events that may occur, such as federal mandates, higher-than-expected inflation and similar eventualities.

**Encumbrance** - A reservation of funds to cover purchase orders, contracts or other financial commitments that have not been met. The budget basis of accounting considers an encumbrance to be the equivalent of an expenditure.

**Enterprise Funds** - Funds that are accounted for in a manner similar to a private business. Enterprise funds usually recover their costs (including depreciation) through user fees. The City has five such self-supporting funds: Aviation, Water, Wastewater, Golf and Solid Waste. In addition, the Civic Plaza fund, which is primarily supported by earmarked excise taxes, uses enterprise fund accounting.

**Estimate** - As used throughout the budget documents, represents the most recent estimate for project expenditures. Estimates are based upon engineering estimates, real estate appraisals or other systematic and rational data.

**Expenditure Limit** - See State Expenditure Limit.

**Fiscal Year** - The City of Phoenix has designated July 1 to June 30 as its fiscal year.

**Five-Year Major Street Program** - A comprehensive plan to improve the City's arterial streets developed by the Street Transportation Department.

**FTA** – Federal Transit Administration

**Function** – A group of related projects the construction of which will achieve a principal purpose within a program. For example, "Street Modernization" is a function of Street Transportation and Drainage.

**Fund** - An independent governmental accounting entity with a self-balancing group of accounts including assets, liabilities and fund balance, that record all financial transactions for specific activities of government functions. See the Fund Legend in this document for information about funds used to finance the CIP.

**General Obligation Bonds (G.O. Bonds)** - Bonds that require voter approval and finance a variety of public capital projects such as streets, buildings, parks and improvements. These bonds are backed by the full faith and credit of the issuing government.

**G. O. Bonds** - See General Obligation Bonds.

**Grant** - A contribution by one government unit or funding source to another. The

contribution is usually made to help support a specified program (i.e., Public Housing or Public Transit), but may be for more general purposes.

**HUD** - U.S. Department of Housing and Urban Development

**Infrastructure** - Facilities that support the daily life and growth of the city, for example, roads, water lines, sewers, public buildings, parks and airports. May also be used to describe road, water lines and other needs to support a specific project.

**Impact Fees** - Fees adopted by the City Council in 1987 requiring new development in the City's outlying planning areas to pay its proportional share of the costs associated with providing the necessary public infrastructure.

**Improvement Districts** - Special assessment districts formed by property owners who desire and are willing to pay for mutually beneficial improvements such as streets, sidewalks, sewers and lighting.

**Levy** - See Tax Levy.

**Lift Station** - A pumping station that is used to raise flows to ensure the efficient operation of gravity-operated sewers.

**LNG** - Liquefied natural gas, an alternative fuel used to improve air quality.

**Major Street** - an arterial street that provides for traffic movement over longer distances. Access to major streets is usually controlled by frontage roads, raised medians, and driveway and intersection spacing.

**Mandate** - Legislation passed by the state or federal government requiring action or provision of services and/or programs. The Americans with Disabilities Act is an example.

**MAG** - Maricopa Association of Governments

**MG** - Million gallons

**MGD** - Million gallons per day

**MHz** - MegaHertz

**Microseal** - A pavement treatment composed of liquefied asphalt, coarse sand and a polymer additive (to improve durability). Microseal treatments are applied to local and collector streets to improve pavement quality and extend pavement life.

**NPDES** - National Pollution Discharge Elimination System. This Federal regulation sets standards for the quality of storm water discharged into rivers and streams.

**Ordinance** - A formal legislative enactment by the City Council. If it is not in conflict with any higher form of law, such as a state statute or constitutional provision, it has the

full force and effect of law within the boundaries of the city.

**Overlay** - A pavement resurfacing treatment consisting of asphalt concrete modified with ground tire rubber or polymer. This treatment is applied to major, collector and local streets to improve pavement quality and extend pavement life.

**Pay-As-You-Go Capital Projects** - Capital projects whose funding comes from day-to-day city operating revenue sources.

**Percent for Art** - An ordinance that allocates up to one percent of the budget for capital-funded projects to fund public art projects.

**Plan Six Agreements** - Agreements to provide funding to accelerate the construction of the Waddell and Cliff dams, and modification of the Roosevelt and Stewart dams, for the benefit of the City of Phoenix. These benefits include the use of additional unappropriated water, controlling floods, improving the safety of existing dams, and providing new and improved recreational facilities.

**Program** - A group of related projects directed at achieving a broad objective. For example, the Water Program includes capital projects to procure, treat and distribute water to the City's water customers.

**Property Tax** - A levy upon each \$100 of assessed valuation of property within the City of Phoenix. Arizona has two types of property taxes. Primary property taxes support the City's general fund, and secondary property taxes pay general obligation debt.

**RPTA** - Regional Public Transportation Authority

**Resources** - Total amounts available for appropriation including estimated revenues, fund transfers and beginning fund balances.

**Restricted Funds** - See Special Revenue Fund.

**Secondary Property Tax** - A tax levy restricted to the payment of debt service on bonded debt. The secondary property tax, when combined with the primary property tax levy, produces a total rate of \$1.82 per \$100 of assessed valuation.

**Slurry Seal** - A pavement treatment composed of emulsified asphalt and course sand applied to local streets to improve pavement quality and extend pavement life.

**Special Revenue Fund** - A fund used to account for receipts from revenue sources that have been earmarked for specific activities and related expenditures. Examples include Arizona Highway User Revenue funds, which must be used for street and highway purposes, and secondary property tax, which is restricted to general bonded debt obligations.

**SROG** – Sub-regional Operating Group. SROG member cities (Phoenix, Mesa, Glendale, Scottsdale and Tempe) participate in the construction, use and operation of the 91<sup>st</sup> Avenue Wastewater Treatment Plant.

**Tax Levy** - The total amount to be raised by general property taxes for purposes specified in the Tax Levy Ordinance.

**User Fees or User Charges** - A fee paid for a public service or use of a public facility by the individual or organization benefiting from the service.

**Warranted Traffic Signals** – Traffic signals required by traffic conditions to promote safety and the efficient movement of vehicles.

**WTP** – Water treatment plant

**WWTP** – Wastewater treatment plant

RESOLUTION 20503

CITY CLERK DEPT.  
2007 MAY 25 PM 4: 52

A RESOLUTION ADOPTING A 2007-2012 CAPITAL IMPROVEMENT PROGRAM FOR THE CITY OF PHOENIX.

---

WHEREAS, the provisions of Section 18, Chapter XVIII, Phoenix City Charter require that the City Manager submits to the City Council a five-year capital improvement program; and

The City Manager having prepared a five-year program listing all capital improvements proposed to be undertaken during the next ensuing fiscal years beginning July 1, 2007 and ending June 30, 2012; and

Said programs having been submitted to the City Council and filed of record under the title "Preliminary 2007-2012 Capital Improvement Program," in the office of the City Clerk; and

A public hearing on the program having been held on May 30, 2007, at 3:00 p.m. at the Council Chambers of the City of Phoenix, 200 West Jefferson, Phoenix, Arizona; notice of the time, date and place of said hearing having been placed in the official City newspaper and posted on the official bulletin boards not less than two weeks prior to the hearings; and the City Council having considered all matters appropriate thereto; BE IT RESOLVED BY THE COUNCIL OF THE CITY OF PHOENIX as follows:

SECTION 1. That the proposed five-year capital improvement program of all capital improvements to be undertaken by the City of Phoenix for the five next

ensuing fiscal years commencing July 1, 2007, and consisting in general of the following items and amounts:

Program	Five-Year Total
<b>Arts and Cultural Facilities</b>	<b>\$36,781,000</b>
<b>Aviation</b>	<b>2,224,606,000</b>
<b>Economic Development</b>	<b>92,470,000</b>
<b>Energy Conservation</b>	<b>7,113,000</b>
<b>Facilities Management</b>	<b>75,023,000</b>
<b>Fire Protection</b>	<b>83,174,000</b>
<b>Freeway Mitigation</b>	<b>5,157,000</b>
<b>Historic Preservation</b>	<b>13,487,000</b>
<b>HOPE VI</b>	<b>17,360,000</b>
<b>Housing</b>	<b>59,643,000</b>
<b>Human Services</b>	<b>30,868,000</b>
<b>Information Systems</b>	<b>39,417,000</b>
<b>Libraries</b>	<b>41,962,000</b>
<b>Neighborhood Services</b>	<b>39,119,000</b>
<b>Parks, Recreation and Mountain Preserves</b>	<b>356,319,000</b>
<b>Phoenix Convention Center</b>	<b>102,287,000</b>
<b>Police Protection</b>	<b>112,961,000</b>
<b>Public Transit</b>	<b>662,840,000</b>
<b>Solid Waste Disposal</b>	<b>105,270,000</b>
<b>Street Transportation and Drainage</b>	<b>773,449,000</b>
<b>Wastewater</b>	<b>914,189,000</b>
<b>Water</b>	<b><u>1,244,705,000</u></b>
<b>Total</b>	<b><u>\$7,038,200,000</u></b>


All as is more explicitly set forth in the document entitled "2007-2012 Capital Improvement Program" and in a section of the document entitled "The Phoenix Budget (Detail) 2007-2008," to be submitted by the City Manager and filed with the City Clerk, is adopted as the capital improvement program of the City.

SECTION 2. The adoption of this program is a statement of present goals and objectives subject to actual annual appropriation by budget procedure and adoption and to expenditure by regular fiscal payment ordinance.

PASSED by the Council of the City of Phoenix this 30th day of May, 2007.

  
MAYOR

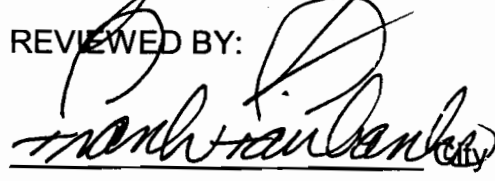
ATTEST:

  
City Clerk

APPROVED AS TO FORM:

  
City Attorney

REVIEWED BY:

  
City Manager

CITY CLERK DEPT.  
2007 MAY 29 AM 9:03

GV/ms/CM 155/5-30-2007/693327

ORDINANCE S-34051

AN ORDINANCE ADOPTING THE FINAL CAPITAL FUND BUDGET FOR THE CITY OF PHOENIX FOR THE FISCAL YEAR 2007-2008; AND DECLARING AN EMERGENCY.

BE IT ORDAINED BY THE COUNCIL OF THE CITY OF PHOENIX as follows:

SECTION 1. The schedule set forth as Section 2 below is hereby adopted as the final 2007-2008 Capital Fund Budget for capital improvements to be made from authorized property tax and revenue supported general obligation bond sale proceeds, non-profit corporation bond financing, federal and state funds, passenger and customer facility charges, participation by other governmental entities in certain projects, impact fees, capital grants, capital reserves, and other capital financing sources, for the year beginning July 1, 2007 and ending June 30, 2008.

SECTION 2. That this Council has determined and adopted the following estimates of proposed Capital expenditure improvements for the various purposes therein named for the fiscal year beginning July 1, 2007 and ending June 30, 2008.

<u>Purpose</u>	<u>Appropriation Amount 2007-2008</u>
<u>ARTS AND CULTURAL FACILITIES</u>	
Bond Funds	<u>\$25,338,102</u>

Purpose	Appropriation Amount 2007-2008
<u>AVIATION</u>	
Bond Funds, Passenger and Customer Facility Charges, Capital Grants, Capital Reserves and Other Capital Financing	<u>\$400,910,229</u>
<u>ECONOMIC DEVELOPMENT</u>	
Bond Funds and Non-Profit Corporation Bond Financing	<u>\$21,279,899</u>
<u>FACILITIES MANAGEMENT</u>	
Bond Funds and Impact Fees	<u>\$3,943,950</u>
<u>FIRE PROTECTION</u>	
Bond Funds, Impact Fees, Capital Grants, and Federal, State and Other Participation	<u>\$29,073,578</u>
<u>FREEWAY MITIGATION</u>	
Bond Funds	<u>\$5,157,035</u>
<u>HISTORIC PRESERVATION</u>	
Bond Funds	<u>\$5,488,503</u>
<u>HOPE VI</u>	
Bond Funds	<u>\$1,796,930</u>
<u>HOUSING</u>	
Bond Funds and Capital Grants	<u>\$21,573,218</u>
<u>HUMAN SERVICES</u>	
Bond Funds	<u>\$13,567,853</u>

Purpose	Appropriation Amount 2007-2008
<u>INFORMATION TECHNOLOGY</u>	
Bond Funds, Non-Profit Corporation Bond Financing, and Federal, State and Other Participation	<u>\$13,706,203</u>
<u>LIBRARIES</u>	
Bond Funds and Impact Fees	<u>\$21,549,015</u>
<u>NEIGHBORHOOD SERVICES</u>	
Bond Funds and Non-Profit Corporation Bond Financing	<u>\$12,760,247</u>
<u>PARKS, RECREATION AND MOUNTAIN PRESERVES</u>	
Bond Funds, Non-Profit Corporation Bond Financing, Impact Fees, Capital Grants, and Other Capital Financing Sources	<u>\$123,197,829</u>
<u>PHOENIX CONVENTION CENTER</u>	
Bond Funds and Non-Profit Corporation Bond Financing	<u>\$21,626,848</u>
<u>POLICE PROTECTION</u>	
Bond Funds, Non-Profit Corporation Bond Financing, and Impact Fees	<u>\$36,406,987</u>
<u>PUBLIC TRANSIT</u>	
Non-Profit Corporation Bond Financing and Capital Grants	<u>\$201,566,463</u>
<u>SOLID WASTE DISPOSAL</u>	
Bonds Funds, Non-Profit Corporation Bond Financing and Remediation Funds	<u>\$31,520,272</u>

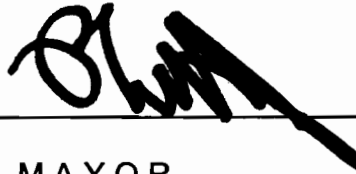
Purpose	Appropriation Amount 2007-2008
<b><u>STREET TRANSPORTATION AND DRAINAGE</u></b>	
Bond Funds, Non-Profit Corporation Bond Financing, Impact Fees, Federal, State and Other Participation, and Capital Reserves	<u>\$81,810,656</u>
<b><u>WASTEWATER</u></b>	
Bond Funds, Impact Fees, Other Cities' Participation, and Other Capital Financing Sources	<u>\$343,221,726</u>
<b><u>WATER</u></b>	
Bond Funds, Impact Fees, Other Cities' Participation, and Other Capital Financing Sources	<u>\$300,578,491</u>
<b>TOTAL</b>	<b><u>\$1,716,074,034</u></b>

SECTION 3. Upon the approval of the City Manager, funds may be transferred within purposes set forth in Section 2.

SECTION 4. The City Council may authorize appropriation increases, if funds are available, for purpose of expenditures that are exempt from the limitation provided in Article IX, Section 20, Constitution of Arizona.


SECTION 5. WHEREAS, the immediate operation of the provisions of this ordinance is necessary for the preservation of the public peace, health and safety, and whereas funds must be available on July 1, 2007, an EMERGENCY is hereby declared to exist, and this ordinance shall be in full force and effect from and after its passage by the Council as required by the City Charter, and is hereby exempted from the referendum clause of said Charter.

PASSED by the Council of the City of Phoenix this 13th day of June 2007.



MAYOR


ATTEST:


 City Clerk

APPROVED AS TO FORM:

, City Attorney

REVIEWED BY:

, City Manager

CITY CLERK DEPT.  
2007 JUN 11 AM 9:58  


GV:ms:CM 79/6-13/07/694932v1