

1999

CRIME IN ARIZONA 1999

*An annual report compiled by
Access Integrity Unit of the
Arizona Department of Public Safety*

Dennis A. Garrett
Director



*Arizona Department of Public Safety, 2102 West Encanto Boulevard, P. O. Box 6638, Phoenix, Arizona 85005-6638
For Additional Copies or Information, Call (602) 223-2263*

61 428RSU 3524
XL
11/00 30-010-02 GBC

DEDICATION

This publication is dedicated to those Arizona Law Enforcement Officers who gave their lives in the line of duty during 1999.

Officer Marc Atkinson
Phoenix Police Department
March 26, 1999

Officer James Snedigar
Chandler Police Department
April 16, 1999

Officer Goelet Beuf
Phoenix Police Department
November 1, 1999

Officer Tenny Gatewood, Jr.
White Mountain Apache Police Department
December 9, 1999

ARIZONA DEPARTMENT OF PUBLIC SAFETY

2102 WEST ENCANTO BLVD. P.O. BOX 6638 PHOENIX, ARIZONA 85005-6638 (602) 223 - 2000



JANE DEE HULL
GOVERNOR

DENNIS A. GARRETT
DIRECTOR

FOREWORD

The Arizona Department of Public Safety is pleased to participate in and serve as the coordinating agency for the Arizona Uniform Crime Reporting Program.

The purpose of the 1999 "Crime in Arizona" report is to provide data regarding the nature and extent of crime throughout the State. This report does not draw conclusions as to the causes of crime. The report does provide the vital information necessary to assist law enforcement agencies, government, and the public in their approach to crime in our state.

This report is the culmination of a joint effort by our state's law enforcement agencies to collect and organize crime data. The information contained in this report should provide a valuable overview of the crime problem.

This is the seventh year that data concerning the nature and extent of bias (hate) crimes has been included. Again, this information does not draw conclusions as to the causes of crimes committed due to bias, but it is an additional resource that can be utilized by the citizens of Arizona.

Sincere appreciation is expressed to all Arizona law enforcement agencies without whose cooperation this publication would not be possible.

A handwritten signature in black ink, appearing to read "Dennis A. Garrett".

Dennis A. Garrett, Colonel
Director

TABLE OF CONTENTS

| | |
|--|------------------|
| THE ARIZONA UNIFORM CRIME REPORTING SYSTEM | 7-12 |
| SUMMARY OF STATE CRIME DATA | 13-20 |
| Arizona Crime Clock | 14 |
| Arizona Crime Cycle | 15 |
| State Crime Summary | 16-17 |
| State Crime Index | 18 |
| Index Crime Comparison | 19 |
| Value of Property Loss by Index Crime Offense | 20 |
| Type and Value of Property Stolen and Recovered | 20 |
| PART I INDEX CRIMES | 21-43 |
| Murder | 23-27 |
| Definition and Summary | 23 |
| Murder by Month | 24 |
| Murder by Day of Week | 24 |
| Murder by Time of Day | 25 |
| Murder Distribution by Circumstance | 25 |
| Murder by Type of Weapon Used | 26 |
| Murder Distribution by Relationship | 26 |
| Murder Victim by Age, Sex, Race, and Ethnic Origin | 27 |
| Forcible Rape | 28-29 |
| Definition and Summary | 28 |
| Rape by Month | 29 |
| Robbery | 30-31 |
| Definition and Summary | 30 |
| Robbery by Location and Value | 31 |
| Robbery by Month and Weapon Used | 31 |
| Aggravated Assault | 32-33 |
| Definition and Summary | 32 |
| Assault by Weapon Used | 33 |
| Assault by Month | 33 |
| Burglary | 34-35 |
| Definition and Summary | 34 |
| Burglary by Location and Time | 35 |
| Burglary by Month and Means of Entry | 35 |
| Larceny-Theft | 36-38 |
| Definition and Summary | 36 |
| Larceny-Theft by Type by Month | 37 |
| Larceny-Theft by Value by Month | 37 |
| Larceny-Theft by Classification and Value | 38 |
| Additional Analysis | 38 |
| Motor Vehicle Theft | 39-40 |
| Definition and Summary | 39 |
| Motor Vehicle Theft by Month | 40 |
| Stolen Vehicle by Type | 40 |
| Arson | 41-43 |
| Definition and Summary | 41 |
| Arson by Property Classification | 42 |
| Value of Property Damaged | 42 |
| Arson Offenses by Property Type by Month | 43 |

| | |
|--|--------------------|
| COUNTY OFFENSE AND SUPPLEMENTAL DATA | 45-53 |
| Index Crimes | 46-47 |
| Analysis of Robbery, Burglary, and Larceny-Theft | 48-49 |
| Value, in Dollar, of Property Stolen by Crime | 50-51 |
| Type and Value, in Dollars, of Property Stolen and Recovered | 52-53 |
| STATE ARREST DATA | 55-67 |
| Summary | 56 |
| Arrests by Age Group | 56 |
| Total Arrests by Offense, Race and Ethnic Origin | 57 |
| Juvenile Arrests by Offense, Race and Ethnic Origin | 58 |
| Adult Arrests by Offense, Race and Ethnic Origin | 59 |
| Total Arrests by Age | 60-61 |
| Juvenile Male Arrests | 62 |
| Juvenile Female Arrests | 63 |
| Adult Male Arrests | 64-65 |
| Adult Female Arrests | 66-67 |
| COUNTY ARREST DATA | 69-100 |
| Apache County | 70-71 |
| Cochise County | 72-73 |
| Coconino County | 74-75 |
| Gila County | 76-77 |
| Graham County | 78-79 |
| Greenlee County | 80-81 |
| La Paz County | 82-83 |
| Maricopa County | 84-85 |
| Mohave County | 86-87 |
| Navajo County | 88-89 |
| Pima County | 90-91 |
| Pinal County | 92-93 |
| Santa Cruz County | 94-95 |
| Yavapai County | 96-97 |
| Yuma County | 98-99 |
| Police Disposition of Juveniles | 100 |
| AGENCY DATA | 101-111 |
| ASSAULTS ON LAW ENFORCEMENT OFFICERS | 113-117 |
| Definition and Summary | 114 |
| Injury vs. Noninjury | 114 |
| Weapons Used | 115 |
| Time of Day | 115 |
| Officers Assaulted Frequency Distribution | 116 |
| Officers Assaulted Distribution by County | 117 |
| BIAS CRIMES DATA | 119-126 |
| Background | 120 |
| Five Year Comparison | 120 |
| Definition and Summary | 121 |
| Offenses by Quarter | 121 |
| Offenses by Location | 122 |
| Offenses by Motivation | 123 |
| Offenses by County | 124 |
| Offenses by Agency | 125 |
| Offenses by Type | 126 |
| GLOSSARY | 127-128 |

**THE ARIZONA
UNIFORM
CRIME
REPORTING
SYSTEM**

Historical Background

The Uniform Crime Reporting (UCR) program provides a nationwide view of crime based on the voluntary submission of statistics by city, county, and state law enforcement agencies. This program was initiated in 1930 by the Committee on Uniform Crime Records of the International Association of Chiefs of Police (IACP). That same year, the Federal Bureau of Investigation (FBI) was authorized by the United States Congress to serve as the national clearinghouse for statistical information on crime. The IACP continues to serve the Uniform Crime Reporting program in an advisory capacity and was joined in this responsibility by the Committee on Crime Records of the National Sheriff's Association (NSA) in 1966.

A variety of statistics could have been used to portray the crime problem in the United States, including penal, prosecutive, arrest, offense, and conviction data. But to best depict crime and provide meaningful data to the police agencies, it was determined that data dealing with known offenses and persons arrested would be collected. Initially, because of their seriousness and frequency of occurrence, seven offenses were chosen to serve as an Index for gauging fluctuations in the overall volume and rate of crime. These offenses include the violent crimes of murder and non-negligent manslaughter, forcible rape, robbery, aggravated assault and the property crimes of burglary, larceny-theft, and motor vehicle theft. By congressional mandate, arson was added as the eighth Index offense in 1979.

Further, because of the variances in punishment for the same offenses in different state codes, no distinction between felony and misdemeanor crimes was possible. To avoid these problems and provide nationwide uniformity in crime reporting, standardized offense definitions by which law enforcement agencies were to submit data, without regard to local statutes, were formulated.

Redesign of UCR

Throughout the years, the UCR program has remained virtually unchanged in terms of the data collected and disseminated. In the 1980s, a study with the objective of revising the current UCR program to meet law enforcement needs resulted in the development of the National Incident-Based Reporting System (NIBRS).

NIBRS is an incident-based reporting system designed to collect data on each single crime occurrence and each incident and arrest within that occurrence. The most significant difference between the traditional UCR program and NIBRS is the degree of detail. Unlike the current, or summary, UCR system that collects data on only eight crimes, NIBRS collects data on 22 crime categories that can include up to 52 data elements. These data elements provide information on the victims, offenders, property, arrestees, etc.

The goal of the redesign is to enhance the quantity, quality, and timeliness of crime data collected by law enforcement agencies and to improve the methodology used for compiling, analyzing, auditing, and publishing the collected crime data.

Implementation of NIBRS is occurring at a pace in relation to the resources, abilities, and limitations of the contributing law enforcement agencies. To date, more than 15 state-level programs have been certified for NIBRS participation. Other states are currently working towards implementation. Arizona is currently developing an action plan to determine the feasibility of implementing NIBRS.

Arizona Program

The Arizona Uniform Crime Reporting program first began receiving voluntary crime statistics from local law enforcement agencies in January 1975. Prior to this date, agencies submitted their crime data directly to the Federal Bureau of Investigation. The Arizona Department of Public Safety is responsible for administering the UCR program for the state and providing necessary assistance and training to the contributing law enforcement agencies.

After the 1992 Arizona legislative session, participation in the UCR program became mandatory. Arizona Revised Statute 41-1750.A.2 directs that the Central State Repository of the Department of Public Safety shall:

"Collect information concerning the number and nature of offenses known to have been committed in this state and of the legal steps taken in connection with these offenses, such other information that is useful in the study of crime and in the administration of criminal justice and all other information deemed necessary to operate the statewide uniform crime reporting program and to cooperate with the federal government uniform crime reporting program."

Also, Arizona Revised Statute 41-1750.D directs that:

"The chief executive officers of law enforcement agencies of this state or its subdivisions shall provide to the central state repository such information as necessary to operate the statewide uniform crime reporting program and to cooperate with the federal government uniform crime reporting program."

Statistics are received from local police agencies, county sheriff's offices, college and university campus police, and state police agencies. Federal agencies and tribal police agencies do not report to the Arizona UCR program and are therefore not included in this publication.

The goal of this publication is to identify the nature and extent of criminal activity in this state. This information will not in itself prevent crime, but it may encourage all segments of society, by understanding the problem, to work together with law enforcement agencies to reduce crime through more effective enforcement.

Crime Factors

Statistics are used to summarize information so that patterns or trends become clearer. Too often information of the type in this publication is used incorrectly to draw conclusions that the statistics simply do not support. Some of the factors which are known to affect the volume and type of crime occurring from place to place are:

- Population density and degree of urbanization.
- Variations in composition of the population, particularly youth concentration.
- Stability of population with respect to residents' mobility, commuting patterns, and transient factors.
- Modes of transportation and highway systems.
- Economic conditions, including median income, poverty level, and job availability.
- Cultural factors and educational, recreational, and religious characteristics.
- Family conditions with respect to divorce and family cohesiveness.
- Climate.
- Effective strength of law enforcement agencies.
- Administrative and investigative emphases of law enforcement.
- Policies of other components of the criminal justice system (i.e., prosecutorial, judicial, correctional, and probational).
- Citizens' attitudes toward crime.
- Crime reporting practices of the citizenry.

The Arizona Uniform Crime Reporting program gives a statewide view of crime based on statistics furnished by state and local law enforcement agencies. Population size is the only correlate of crime utilized in this publication. While the other factors listed above are of equal concern, no attempt is made to relate them to the data listed. The reader is, therefore, cautioned against comparing statistical data of individual reporting units from cities, counties, metropolitan areas, states, or colleges and universities solely on the basis of their population coverage or student enrollment. (Crime in the United States, 1995, p. iv.)

Scoring of Offenses

Only the number of those offenses for Part I crimes and simple assault are scored (counted) under the Uniform Crime Reporting program. The method of scoring offenses varies with the type of crime committed, and it is important to remember that the number of offenders does not determine the number of offenses.

For murder and non-negligent manslaughter, negligent manslaughter, forcible rape, aggravated assault and simple assault, one offense is scored for each victim, regardless of the number of offenders involved. For example, two offenders could be involved in the murder of one victim and in this case only one murder would be scored.

For robbery and larceny-theft, one offense is scored for each distinct operation which is separate in time and place. The number of victims in any one operation does not determine the number of offenses. For example, if seven patrons in a bar are robbed, only one robbery would be counted. However, if the offender then leaves the bar and robs a passer-by, a second offense would be counted.

For burglary, one offense is scored for each structure which is illegally entered. For UCR purposes, a structure is generally defined as an enclosed, permanently occupied area. However, when the structure is an apartment complex, business or office

building in which units are leased for a period of time, one offense is counted for each unit burglarized. The illegal entry of those structures used for the housing of a transient population such as hotel rooms or boarding houses are scored as one burglary regardless of the number of rooms entered.

For motor vehicle theft, one offense is scored for each vehicle stolen. For UCR purposes, a motor vehicle is defined as a self-propelled vehicle that runs on land and not rails. For arson, one offense is scored for each occurrence even if a more serious offense occurred as the result of the arson. Additionally, any attempts to commit any of the above offenses are also counted under the appropriate offense category with the exception of attempted murder which is listed under aggravated assault.

For multiple offenses that occur in one crime incident, only the most serious offense is counted. The exceptions are arson (which is always counted) and a combination of larceny-theft and motor vehicle theft (the motor vehicle theft will be counted). Part I offenses are ranked according to seriousness and appear in order from most serious to least serious under Offense Definitions. A Part II offense that occurs in conjunction with Part I offenses or by itself is not counted.

Clearances

An offense is considered cleared (solved) when at least one offender is arrested for a crime, even though several may have been involved. Offenses may also be cleared by exceptional means when the offender: Commits suicide; makes a dying declaration; confesses while in custody or serving time for another crime; is prosecuted in another jurisdiction for the same offense; is a juvenile who is handled by notifying the parents; when the victim refuses to prosecute; or another jurisdiction refuses to extradite the offender.

Clearances are counted as "adult" or "juvenile." A "juvenile" clearance is counted only when juveniles are exclusively involved in the commission and clearance of an offense. If the arrest of both adults and juveniles results in a clearance, it is counted as an "adult" clearance only.

Property Stolen and Recovered

The figures for value of property stolen and recovered report the value at each point in time. Although property can increase in value over time, it is more likely that stolen property will be recovered in a damaged condition. Therefore, recovery value does not necessarily represent a "clearance rate" for stolen property, and one cannot use it to determine law enforcement effectiveness in recovering stolen goods.

Because stolen and recovered property figures indicate thefts and recoveries in the current year, it is important to note that recovered property may have been stolen in a previous year. In addition, the type and value of stolen or recovered property is reported only for Part I offenses and does not include such Part II offenses as fraud, forgery or embezzlement.

Arrests

Arrest information is collected for all Part I and Part II offenses according to the age, sex, race, and ethnic origin of the offender. It is not possible, however, to correlate race or ethnic origin with the sex of the offender or specific ages because the information is collected independently, thus limiting analysis. Furthermore, arrest figures cannot be directly related to the number of crimes cleared because arrest totals count all the offenders who have been arrested even if several were involved in the commission of a single offense. Therefore, arrest and clearance totals will only be equal by coincidence.

It should be kept in mind that arrest totals do not indicate the number of different offenders involved in the commission of a crime. A total of four arrests may represent the arrest of four different offenders or the arrest of the same offender on four different occasions. Also, arrest totals do not indicate the number of charges placed against an offender at the time of the arrest.

Offense Definitions

Offenses in the Uniform Crime Reporting program are divided into two groupings, Part I and Part II. Information on the number of Part I offenses known to law enforcement, the number of clearances, and the number of persons arrested is reported each month. Only arrest data is reported for Part II offenses.

Part I Offenses

Criminal Homicide:

- a. **Murder and non-negligent manslaughter:**
The willful (non-negligent) killing of one human being by another. Deaths caused by negligence, attempts to kill, assaults to kill, suicides, accidental deaths and justifiable homicides are excluded. Justifiable homicides are limited to : (1) the killing of a felon by a peace officer in the line of duty, or (2) the killing (during the commission of a felony) of a felon by a private citizen.
- b. **Manslaughter by negligence:**
The killing of a person through gross negligence. Traffic fatalities are excluded. While manslaughter by negligence is a Part I offense, it is not included in the Crime Index total.

Forcible Rape:

The carnal knowledge of a female forcibly and against her will. Statutory rape (no force used and the victim is under the age of consent) is excluded.

Robbery:

The taking or attempting to take anything of value from the care, custody, or control of a person or persons by force or threat of force or violence and/or by putting the victim in fear.

Aggravated Assault:

The unlawful attack by one person upon another for the purpose of inflicting severe or aggravated bodily injury, usually accompanied by the use of a weapon or by means likely to produce death or great bodily harm. Simple assaults are excluded from this count.

Burglary:

The unlawful entry of a structure to commit a felony or theft.

Larceny-Theft:

The unlawful taking, carrying, leading, or riding away of property from the possession or constructive possession of another.

Motor Vehicle Theft:

The theft or attempted theft of a motor vehicle.

Arson:

The willful or malicious burning or attempt to burn, with or without intent to defraud.

Part II Offenses

Other (Simple) Assaults:

An unlawful attack or attempted attack upon another which does not result in serious injury to the victim and which does not involve the use of a dangerous weapon.

Forgery and Counterfeiting:

The making, altering, using, or possessing, with intent to defraud, anything false which is made to appear true.

Fraud:

Fraudulent conversion and obtaining money or property by false pretenses. Includes bad checks, confidence games, illegal conversion of services, etc., except forgeries and counterfeiting.

Embezzlement:

Misappropriation or misapplication of money or property entrusted to one's care, custody, or control. Includes attempts.

Stolen Property:

The buying, receiving, or possessing of stolen property, as well as all attempts to commit.

Vandalism:

The willful or malicious destruction, injury, disfigurement, or defacement of real or personal property without the consent of the owner or person having custody or control. Includes attempts.

Weapons:

All violations of regulations or statutes that control manufacturing, carrying, using, possessing, and furnishing deadly weapons or silencers. Includes attempts.

Prostitution and Commercialized Vice:

Sex offenses and attempted sex offenses of a commercial nature. Includes prostitution, keeping houses of ill fame, pandering, detaining women for immoral purposes, etc.

All Other Sex Offenses:

All other offenses against common decency and morals. Includes statutory rape, indecent exposure, incest, and any other sex offenses not previously defined.

Drug Abuse Violations:

The unlawful sale, manufacture, use or possession of controlled substances. For UCR purposes, these offenses are broken down into four subcategories: (a) Opium or cocaine and their derivatives (morphine, heroin, codeine), (b) Marijuana, (c) Synthetic narcotics--manufactured narcotics which can cause true drug addiction, and (d) Dangerous non-narcotic drugs.

Gambling:

Promoting, permitting, or engaging in illegal gambling. Includes bookmaking, number and lottery, etc.

Offenses Against the Family or Children:

All charges of nonsupport and neglect or abuse of family or children. Note: Most spousal or child abuse, especially that resulting in injury, has been classified as either simple or aggravated assault.

Driving Under the Influence:

Driving or operating any vehicle or common carrier while under the influence of alcohol or drugs.

Liquor Laws:

Violation of any state or local regulatory laws, including sale to minors and drinking on a public conveyance.

Disorderly Conduct:

All charges of committing a breach of the peace, including disturbing the peace, unlawful assembly, and drunk and disorderly.

Vagrancy:

Violation of state or local statutes pertaining to being a "suspicious character or person, etc." Includes vagrancy, begging, and loitering (persons over 18).

All Other Offenses:

All violations of state or local regulatory laws except traffic offenses and offenses defined above and below. Includes kidnapping, extortion, trespassing, possession of drug paraphernalia, etc.

Curfew and Loitering Laws:


Juvenile violations of local curfew or loitering ordinances.

Runaways (Juveniles):

The unlawful truancy from a legal place of residence by a juvenile.

SUMMARY OF STATE CRIME

ARIZONA CRIME CLOCK 1999



one
MAJOR CRIME
every 1 min. 53 sec.

one
VIOLENT CRIME
every 20 min. 24 sec.

one
PROPERTY CRIME
every 2 min. 5 sec.

one
MURDER
every 22 hrs. 44 min.

one
FORCIBLE RAPE
every 6 hrs. 27 min.

one
ROBBERY
every 1 hr. 13 min.

one
AGGRAVATED ASSAULT
every 31 min. 15 sec.

one
BURGLARY
every 10 min. 52 sec.

one
LARCENY - THEFT
every 3 min. 11 sec.

one
MOTOR VEHICLE THEFT
every 13 min. 53 sec.

one
ARSON
every 6 hrs. 54 min.

The crime clock should be viewed with care. Being the most aggregate representation of UCR data, it is designed to convey the annual reported crime experience by showing the relative frequency of occurrence of the Offenses. This mode of display should not be taken to imply a regularity in the commission of the Offenses; rather, it represents the annual ration of crime to affixed time intervals.

ARIZONA CRIME CYCLE

The following represents the approximate number of Crime Index Offenses that were reported to Arizona law enforcement agencies every 24 hours during 1999.

| | |
|-----|----------------------|
| 1 | MURDER |
| 4 | RAPES |
| 20 | ROBBERIES |
| 46 | AGGRAVATED ASSAULTS |
| 133 | BURGLARIES |
| 453 | LARCENY - THEFTS |
| 104 | MOTOR VEHICLE THEFTS |
| 3 | ARSONS |

STATE CRIME SUMMARY

CRIME INDEX

- There were 278,804 Crime Index Offenses reported in 1999.
- October recorded the highest incidence of offenses with 25,290 reported while February recorded the lowest incidence of offenses with 20,869 reported.
- The value of property stolen amounted to \$408,497,191 in 1999.
- The value of property recovered amounted to \$162,187,395 for a recovery rate of 39.7 percent.
- Stolen motor vehicles accounted for 58.0 percent of the total stolen property and 93.2 percent of the total recovered property.
- The crime rate for 1999 for Arizona was 5,666.7 crimes per 100,000 population based on an estimated population of 4,924,350.

ARRESTS/CLEARANCES

- During 1999, a total of 49,545 persons were arrested for Index offenses.
- Adult Index arrests were 35,030 and juvenile arrests were 14,515.
- Males accounted for 74.8 percent of the Index arrests and females accounted for 25.2 percent.
- There were 49,559 clearances, or 17.8 percent, of Index Offenses reported in 1999. Juveniles represented 21.7 percent of this total.

VIOLENT CRIME SUMMARY

OFFENSES

- A total of 25,835 violent crimes were reported in 1999.
- Violent crimes accounted for 9.3 percent of the total Crime Index.
- The highest number of violent crimes were reported in May with 2,314 offenses while the lowest number was reported in February with 1,909 offenses.
- Aggravated assault accounted for the largest incidence of violent crimes with 16,841 offenses while homicide accounted for the smallest with 384 offenses.
- The value of property stolen was \$11,772,586.
- The crime rate was 525.1 offenses per 100,000 population.

ARRESTS/CLEARANCES

- There were 8,069 arrests for violent crimes in 1999.
- Adult arrests were 6,340 and juvenile arrests were 1,729.
- Males accounted for 84.9 percent and females accounted for 15.1 percent.
- There were 10,247 clearances, or 39.7 percent, of violent crimes reported in 1999. Juveniles represented 15.4 percent of this total.

PROPERTY CRIME SUMMARY

OFFENSES

- A total of 252,969 property crimes were reported in 1999.
- Property crimes accounted for 90.7 percent of the total Crime Index.
- The highest number of property crimes were reported in October with 22,983 offenses while the lowest number was reported in February with 18,960 offenses.
- Larceny-theft accounted for the largest incidence of property crimes with 165,252 offenses while arson accounted for the smallest with 1,272 offenses.
- The value of property stolen was \$396,724,605.
- The crime rate was 5,141.6 offenses per 100,000 population.

ARRESTS/CLEARANCES

- There were 41,476 arrests for property crimes in 1999.
- Adult arrests were 28,690 and juvenile arrests were 12,786.
- Males accounted for 72.8 percent and females accounted for 27.2 percent.
- There were 39,312 clearances, or 15.5 percent, of property crimes reported in 1999. Juveniles represented 23.4 percent of this total.

TOTAL ARREST SUMMARY

- There were 282,667 persons arrested in 1999.
- Adult arrests were 223,979 and juvenile arrests were 58,688.
- Males accounted for 77.7 percent and females accounted for 22.3 percent.
- Part I offenses accounted for 49,545 arrests.
- Part II offenses accounted for 233,122 arrests.

ARIZONA CRIME INDEX - 1999

| OFFENSES | NUMBER OF INDEX OFFENSES | PERCENT DISTRIBUTION | NUMBER OF OFFENSES CLEARED | PERCENT OF OFFENSES CLEARED |
|---------------------------------|--------------------------|----------------------|----------------------------|-----------------------------|
| MURDER | 384 | 0.1 | 227 | 59.1 |
| RAPE | 1,355 | 0.5 | 380 | 28.0 |
| Rape | 1,134 | 0.4 | 322 | 28.4 |
| Attempted Rape | 221 | 0.1 | 58 | 26.2 |
| ROBBERY | 7,255 | 2.6 | 1,483 | 20.4 |
| Firearm | 3,149 | 1.1 | 622 | 19.8 |
| Knife or Cutting Instrument | 757 | 0.3 | 154 | 20.3 |
| Other Dangerous Weapon | 719 | 0.3 | 148 | 20.6 |
| Strong Arm (Hands, Fists, etc.) | 2,630 | 0.9 | 559 | 21.2 |
| AGGRAVATED ASSAULT | 16,841 | 6.0 | 8,157 | 48.4 |
| Firearm | 4,400 | 1.6 | 1,562 | 35.5 |
| Knife or Cutting instrument | 2,523 | 0.9 | 1,384 | 54.9 |
| Other Dangerous Weapon | 4,921 | 1.7 | 2,439 | 49.6 |
| Strong Arm (Hands, Fists, etc.) | 4,997 | 1.8 | 2,772 | 55.5 |
| BURGLARY | 48,621 | 17.4 | 3,716 | 7.6 |
| Forcible Entry | 28,261 | 10.1 | 2,041 | 7.2 |
| Unlawful Entry - No Force | 17,070 | 6.1 | 1,449 | 8.5 |
| Attempted Forcible Entry | 3,290 | 1.2 | 226 | 6.9 |
| LARCENY-THEFT | 165,252 | 59.3 | 31,154 | 18.9 |
| MOTOR VEHICLE THEFT | 37,824 | 13.6 | 4,206 | 11.1 |
| Automobiles | 23,771 | 8.6 | 2,850 | 12.0 |
| Trucks and Buses | 11,833 | 4.2 | 1,129 | 9.5 |
| Other Vehicles | 2,220 | 0.8 | 227 | 10.2 |
| ARSON | 1,272 | 0.5 | 236 | 18.6 |
| TOTAL CRIME INDEX | 278,804 | 100.0 | 49,559 | 17.8 |
| VIOLENT CRIME | 25,835 | 9.3 | 10,247 | 39.7 |
| PROPERTY CRIME | 252,969 | 90.7 | 39,312 | 15.5 |

INDEX CRIME COMPARISON * - 1999

| INDEX OFFENSES | | NUMBER OF OFFENSES | NUMBER OF OFFENSES CLEARED | PERCENT OF OFFENSES CLEARED |
|---------------------------|-----------------------|--------------------|----------------------------|-----------------------------|
| Murder | 1998 | 364 | 207 | 56.87 |
| | 1999 | 383 | 226 | 59.00 |
| | Percent Change | +5.22 | +9.18 | +3.74 |
| Forcible Rape | 1998 | 1,386 | 405 | 29.22 |
| | 1999 | 1,324 | 368 | 27.79 |
| | Percent Change | -4.47 | -9.14 | -4.89 |
| Robbery | 1998 | 7,527 | 1,587 | 21.08 |
| | 1999 | 7,204 | 1,469 | 20.39 |
| | Percent Change | -4.29 | -7.44 | -3.27 |
| Aggravated Assault | 1998 | 16,778 | 8,048 | 47.97 |
| | 1999 | 16,245 | 7,821 | 48.14 |
| | Percent Change | -3.18 | -2.82 | +0.35 |
| Burglary | 1998 | 54,236 | 4,485 | 8.27 |
| | 1999 | 47,579 | 3,595 | 7.56 |
| | Percent Change | -12.27 | -19.84 | -8.58 |
| Larceny-Theft | 1998 | 177,216 | 34,455 | 19.44 |
| | 1999 | 162,357 | 30,719 | 18.92 |
| | Percent Change | -8.38 | -10.84 | -2.67 |
| Motor Vehicle Theft | 1998 | 39,401 | 4,864 | 12.34 |
| | 1999 | 37,409 | 4,124 | 11.02 |
| | Percent Change | -5.06 | -15.21 | -10.70 |
| Arson | 1998 | 1,230 | 256 | 20.81 |
| | 1999 | 1,242 | 229 | 18.43 |
| | Percent Change | +0.98 | -10.55 | -11.44 |
| TOTAL INDEX CRIMES | 1998 | 298,138 | 54,307 | 18.22 |
| | 1999 | 273,743 | 48,551 | 17.74 |
| | Percent Change | -8.18 | -10.60 | -2.63 |

*For the purposes of this comparison chart only, the statistics from the following agencies have been excluded as they were unable to provide complete data for 1998 and/or 1999: Central AZ College PD, Clifton PD, Eloy PD, Fredonia MO, Gila County SO, Jerome PD, La Paz County SO, Patagonia MO, Pinal County SO, Sahuarita PD, Superior PD, Surprise PD, Williams PD, and Yuma PD.

(Figures for 1998 may have been updated and therefore may vary from previously published statistics.)

VALUE OF PROPERTY LOSS BY OFFENSE - 1999

| OFFENSE | NUMBER OF OFFENSES | DISTRIBUTION | (\$) VALUE OF PROPERTY STOLEN | DISTRIBUTION | AVERAGE (\$) VALUE |
|-----------------------|--------------------|---------------|--------------------------------|----------------|---------------------|
| Murder | 384 | 0.1% | 31,374 | 0.01% | 81.70 |
| Forcible Rape | 1,355 | 0.5% | 38,800 | 0.01% | 28.63 |
| Robbery | 7,255 | 2.8% | 11,702,412 | 2.86% | 1,613.01 |
| Burglary | 48,621 | 18.7% | 77,681,238 | 19.02% | 1,597.69 |
| Larceny-Theft | 165,252 | 63.4% | 88,930,525 | 21.77% | 538.15 |
| Motor Vehicle Theft * | 37,824 | 14.5% | 230,112,842 | 56.33% | 6,083.78 |
| TOTAL | 260,691 | 100.0% | \$408,497,191 | 100.00% | \$1,566.98 |

*Motor vehicles that were stolen in conjunction with a more "serious" index offense such as robbery or burglary are not included in this count. This count represents only those instances in which motor vehicle theft was the only or most "serious" offense committed. The total value shown here reflects the value of all property stolen during the commission of the offense (i.e., not just the value of each vehicle).

TYPE AND VALUE OF PROPERTY STOLEN/RECOVERED - 1999

| TYPE OF PROPERTY | (\$) VALUE STOLEN | DISTRIBUTION | (\$) VALUE RECOVERED | PERCENT RECOVERED |
|-------------------------------|----------------------|---------------|-----------------------|-------------------|
| Currency and Notes | 13,836,472 | 3.4% | 373,763 | 2.7% |
| Jewelry and Precious Metals | 29,232,165 | 7.2% | 1,080,913 | 3.7% |
| Clothing and Furs | 3,891,894 | 1.0% | 616,689 | 15.8% |
| Locally Stolen Motor Vehicles | 237,020,821 | 58.0% | 151,111,998 | 63.8% |
| Office Equipment | 15,690,469 | 3.8% | 538,323 | 3.4% |
| TVs, Radios, Cameras, Etc. | 27,794,064 | 6.8% | 868,425 | 3.1% |
| Firearms | 2,931,016 | 0.7% | 284,447 | 9.7% |
| Household Goods | 6,259,830 | 1.5% | 302,321 | 4.8% |
| Consumable Goods | 1,814,494 | 0.4% | 299,758 | 16.5% |
| Livestock | 115,530 | 0.1% | 9,460 | 8.2% |
| Miscellaneous | 69,910,436 | 17.1% | 6,701,298 | 9.6% |
| TOTAL | \$408,497,191 | 100.0% | \$162,187,395 | 39.7% |

PART 1

INDEX

CRIMES

MURDER AND NONNEGLIGENT MANSLAUGHTER

DEFINITION

Murder is defined as the willful (nonnegligent) killing of one person by another. As a general rule, any death due to injuries received in a fight, argument, quarrel, assault, or commission of a crime would be included. Attempted murders and assaults to murder are classified as aggravated assaults. Suicides, traffic fatalities, accidental deaths, negligent manslaughters, and justifiable homicides are not counted under this classification.

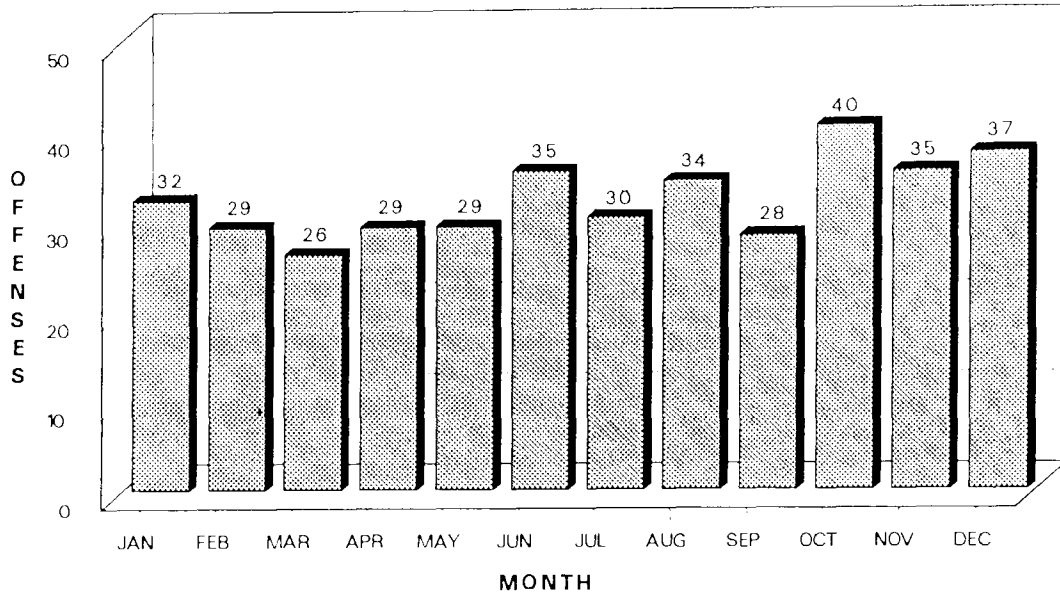
SUMMARY

- There were 384 murders reported during 1999.
- Murder accounted for 0.1 percent of the total Index offenses and 1.5 percent of the total violent crimes.
- October recorded the highest number, with 40, while March recorded the lowest with 26.
- Sunday reported the highest incidence of murders, with 77, while Monday was the lowest with 42.
- The time period of 6:01 PM - 2:00 AM recorded the highest number of murders, with 162, while 10:01 AM - 6:00 PM was the lowest with 91.
- Firearms (including handguns, rifles, shotguns, etc.) were used in 71.1 percent of the murders.
- In murders where the relationship between the victim and offender was known, 18.8 percent were acquaintances.
- The total value of property stolen amounted to \$31,374.

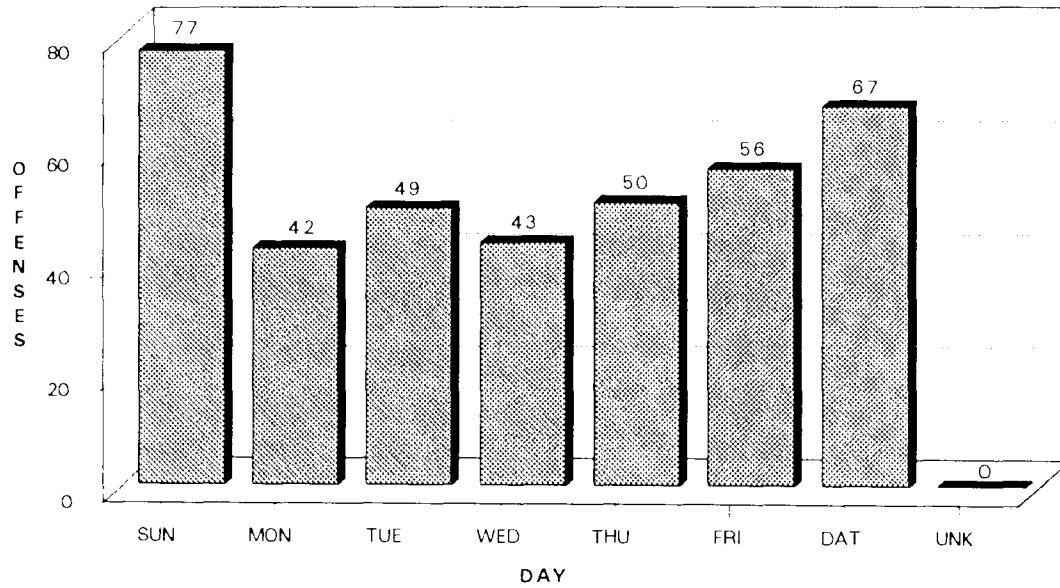
ARRESTS/CLEARANCES

- A total of 244 persons were arrested in 1999.
- Adults accounted for 218 arrests and juveniles accounted for 26 arrests.
- Males accounted for 219 arrests, or 89.8 percent, and females accounted for 25 arrests, or 10.2 percent.
- Of those persons arrested, 79.9 percent were White, 15.2 percent were Black, 3.7 percent were American Indian/Alaskan Native, and 1.2 percent were Asian/Pacific Islander.
- Hispanics accounted for 39.3 percent of the arrests.
- There were 227 clearances for murder reported in 1999. Juveniles represented 3.1 percent of this total.

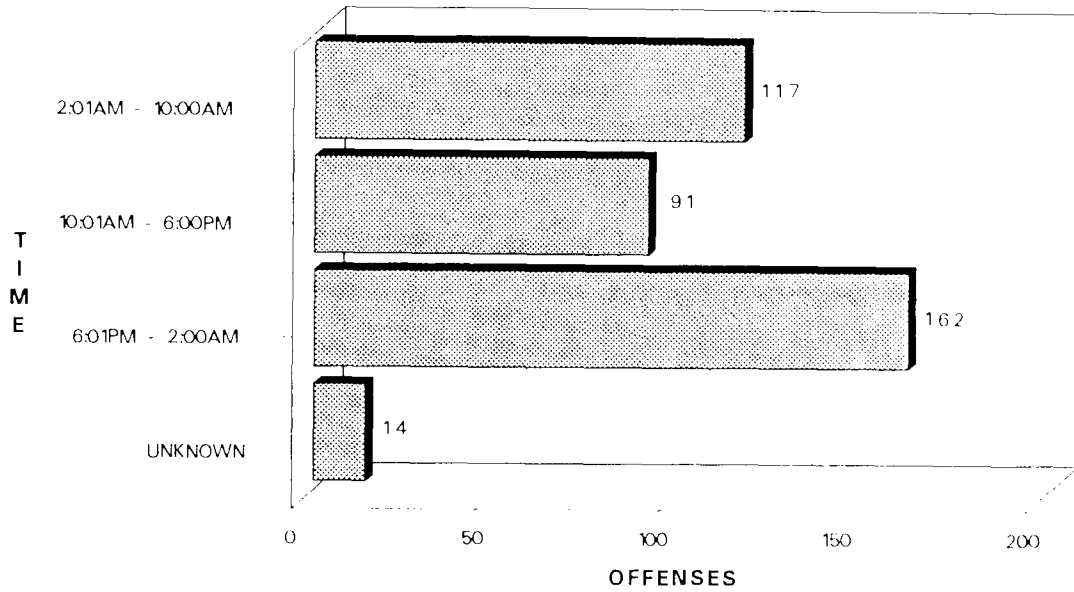
MURDER BY MONTH



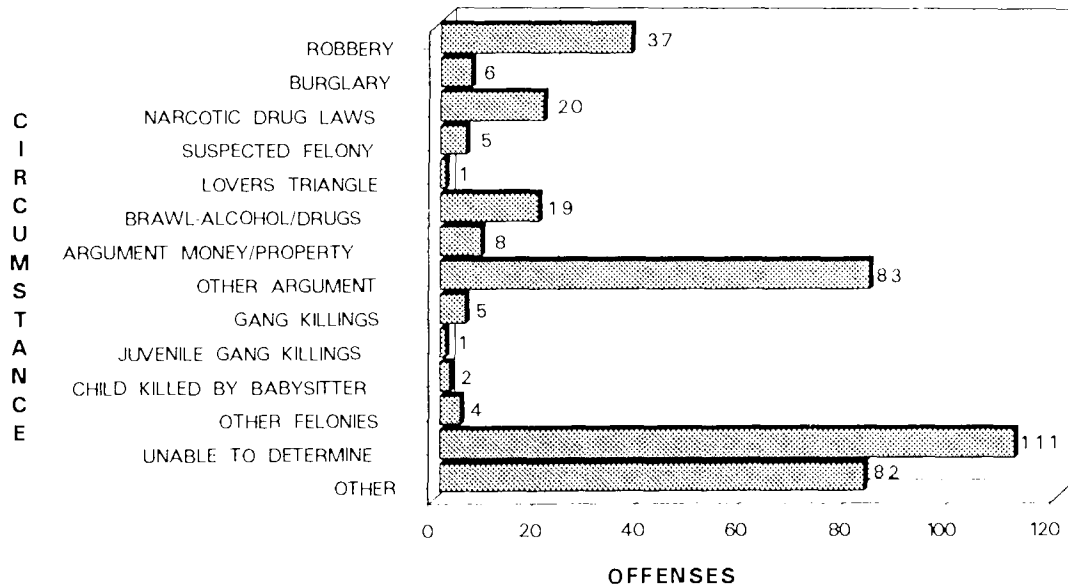
MURDER BY DAY OF WEEK



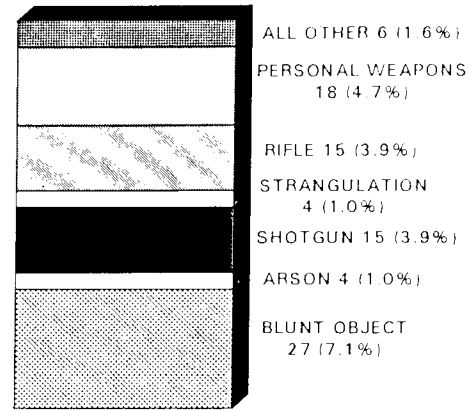
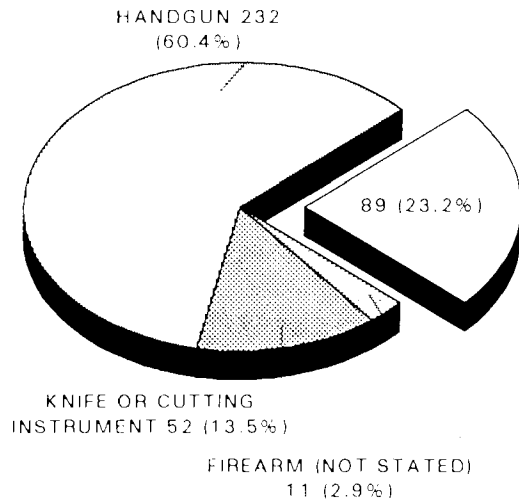
MURDER BY TIME OF DAY




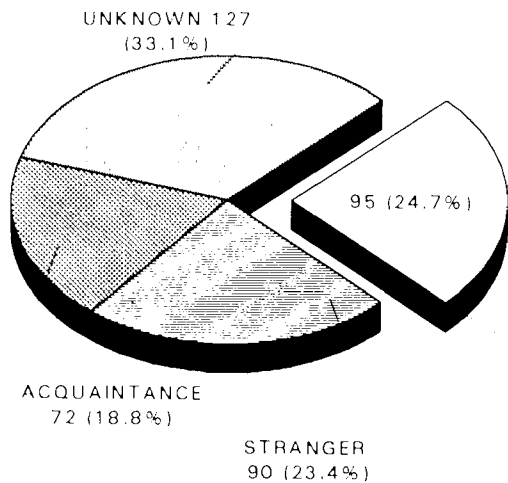
MURDER DISTRIBUTION BY CIRCUMSTANCE



MURDER BY TYPE OF WEAPON USED



MURDER DISTRIBUTION BY RELATIONSHIP



MURDER VICTIM BY AGE, SEX, RACE & ETHNIC ORIGIN - 1999

| AGE | NUMBER | DIST. | SEX | | RACE | | | | ETHNIC ORIGIN | |
|--------------|------------|-----------|------------|------------|------------|-----------|-----------|----------|---------------|--------------|
| | | | MALE | FEMALE | WHITE | BLACK | INDIAN | ASIAN | HISPANIC | NOT HISPANIC |
| Infant | 4 | 1.0% | 1 | 3 | 2 | 2 | -- | -- | -- | 4 |
| 1-4 | 7 | 1.9% | 3 | 4 | 7 | -- | -- | -- | 3 | 4 |
| 5-9 | 4 | 1.0% | 2 | 2 | 3 | -- | -- | 1 | 3 | 1 |
| 10-14 | 4 | 1.0% | 1 | 3 | 4 | -- | -- | -- | 3 | 1 |
| 15-19 | 40 | 10.5% | 33 | 7 | 31 | 6 | 1 | 2 | 23 | 17 |
| 20-24 | 68 | 17.7% | 56 | 12 | 57 | 10 | 1 | -- | 40 | 28 |
| 25-29 | 68 | 17.7% | 57 | 11 | 59 | 7 | 2 | -- | 48 | 20 |
| 30-34 | 46 | 12.0% | 30 | 16 | 42 | 2 | 2 | -- | 31 | 15 |
| 35-39 | 42 | 10.9% | 30 | 12 | 35 | 4 | 3 | -- | 14 | 28 |
| 40-44 | 33 | 8.6% | 25 | 8 | 28 | 2 | 3 | -- | 10 | 23 |
| 45-49 | 25 | 6.5% | 15 | 10 | 20 | 3 | 1 | 1 | 5 | 20 |
| 50-54 | 10 | 2.6% | 7 | 3 | 8 | -- | 2 | -- | 1 | 9 |
| 55-59 | 5 | 1.3% | -- | 5 | 4 | -- | 1 | -- | 1 | 4 |
| 60-64 | 5 | 1.3% | 4 | 1 | 5 | -- | -- | -- | 3 | 2 |
| 65-69 | 4 | 1.0% | 2 | 2 | 4 | -- | -- | -- | -- | 4 |
| 70-74 | 3 | 0.8% | 1 | 2 | 3 | -- | -- | -- | -- | 3 |
| 75 + | 10 | 2.6% | 6 | 4 | 9 | 1 | -- | -- | 1 | 9 |
| Unknown | 6 | 1.6% | 5 | 1 | 6 | -- | -- | -- | 5 | 1 |
| TOTAL | 384 | -- | 278 | 106 | 327 | 37 | 16 | 4 | 191 | 193 |
| Distribution | -- | 100.0% | 72.4% | 27.6% | 85.2% | 9.6% | 4.2% | 1.0% | 49.7% | 50.3% |
| Adult | 339 | 88.3% | 251 | 88 | 288 | 34 | 16 | 1 | 166 | 173 |
| Juvenile | 39 | 10.1% | 22 | 17 | 33 | 3 | -- | 3 | 20 | 19 |
| Unknown | 6 | 1.6% | 5 | 1 | 6 | -- | -- | -- | 5 | 1 |

FORCIBLE RAPE

DEFINITION

Forcible rape is defined as the carnal knowledge of a female through the use of force or threat of force. Assaults or attempts to commit forcible rape are also included; however, statutory rape (without force) and other sex offenses are not counted in this category. By definition, sex attacks on males are excluded and are classified as assaults or "other sex offenses" depending on the nature of the crime and the extent of injury.

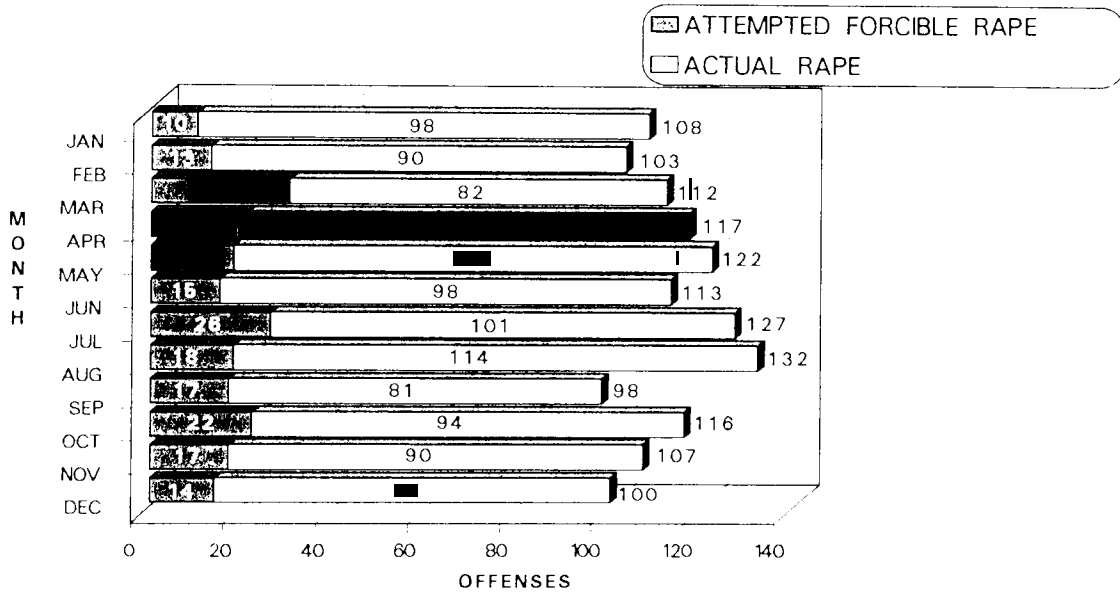
SUMMARY

- There were 1,355 rapes reported during 1999.
- Rape accounted for 0.5 percent of the total Index offenses and 5.2 percent of violent crimes.
- August recorded the highest number, with 132, while September recorded the lowest with 98.
- Of the total rapes reported, forcible rape accounted for 1,134 offenses and attempted rape accounted for 221 offenses.
- The total value of property stolen amounted to \$38,800.

ARRESTS/CLEARANCES

- A total of 179 persons were arrested in 1999.
- Adults accounted for 147 arrests and juveniles accounted for 32 arrests.
- Of those persons arrested, 80.5 percent were White, 12.8 percent were Black, and 6.7 percent were American Indian/Alaskan Native.
- Hispanics accounted for 36.3 percent of the arrests.
- There were 380 clearances for rape reported in 1999. Juveniles represented 12.1 percent of this total.

RAPE BY MONTH (TOTAL OFFENSES)



ROBBERY

DEFINITION

Robbery is defined as the taking or attempting to take anything of value from the care, custody, or control of a person by force or threat of force and/or by putting the victim in fear. Robbery involves a theft or larceny but is aggravated by the element of force or threat of force.

SUMMARY

- There were 7,255 robberies reported during 1999.
- Robbery accounted for 2.6 percent of the total Index offenses and 28.1 percent of the violent crimes.
- January recorded the highest number, with 649, while April recorded the lowest with 549.
- Robberies occurring on highways (streets, alleys, and sidewalks) recorded the highest number, with 3,648 or 50.3 percent of all robberies.
- Gas or service station robberies had the lowest number, with 179, or 2.5 percent of all robberies.
- The total value of property stolen amounted to \$11,702,412.
- Robberies occurring on highways (streets, alleys, and sidewalks) had the highest total dollar loss, with \$5,745,937.
- Bank robberies had the highest dollar loss per robbery, with \$4,335.
- Firearms represented the most common weapon used in 3,149 robberies, or 43.4 percent.

ARRESTS/CLEARANCES

- A total of 1,395 persons were arrested in 1999.
- Adults accounted for 1,096 arrests and juveniles accounted for 299 arrests.
- Males accounted for 1,273 arrests, or 91.3 percent, and females accounted for 122 arrests, or 8.7 percent.
- Of those persons arrested, 75.1 percent were White, 21.1 percent were Black, 3.7 percent were American Indian/Alaskan Native and 0.1 percent were Asian/Pacific Islander.
- Hispanics accounted for 42.3 percent of the arrests.
- There were 1,483 clearances for robbery reported in 1999. Juveniles represented 11.7 percent of this total.

ROBBERY BY LOCATION & VALUE - 1999

| LOCATION | NUMBER OF OFFENSES | DISTRIBUTION (%) | TOTAL DOLLAR VALUE STOLEN | AVERAGE DOLLAR VALUE STOLEN |
|------------------------|--------------------|------------------|---------------------------|-----------------------------|
| Highway | 3,648 | 50.3% | \$5,745,937 | \$1,575 |
| Commercial House | 1,174 | 16.2% | 2,372,621 | 2,021 |
| Gas or Service Station | 179 | 2.5% | 274,795 | 1,535 |
| Convenience Store | 815 | 11.2% | 311,551 | 382 |
| Residence | 766 | 10.6% | 1,221,719 | 1,595 |
| Bank | 234 | 3.2% | 1,014,394 | 4,335 |
| Miscellaneous | 439 | 6.0% | 761,395 | 1,734 |
| TOTAL | 7,255 | 100.0% | \$11,702,412 | \$1,613 |

ROBBERY BY MONTH & WEAPON USED - 1999

| WEAPON | TOTAL | JAN | FEB | MAR | APR | MAY | JUN | JUL | AUG | SEP | OCT | NOV | DEC |
|-----------------------------|--------------|------------|------------|------------|------------|------------|------------|------------|------------|------------|------------|------------|------------|
| Firearm | 3,149 | 299 | 278 | 225 | 204 | 268 | 264 | 247 | 216 | 258 | 263 | 296 | 331 |
| Knife or Cutting Instrument | 757 | 71 | 55 | 69 | 67 | 72 | 75 | 54 | 71 | 60 | 60 | 54 | 49 |
| Other Dangerous Weapon | 719 | 58 | 55 | 60 | 60 | 71 | 51 | 66 | 59 | 56 | 56 | 67 | 60 |
| Strong Arm | 2,630 | 221 | 192 | 220 | 218 | 207 | 204 | 236 | 249 | 218 | 240 | 217 | 208 |
| TOTAL | 7,255 | 649 | 580 | 574 | 549 | 618 | 594 | 603 | 595 | 592 | 619 | 634 | 648 |

AGGRAVATED ASSAULT

DEFINITION

Aggravated assault is defined as the unlawful attack by one person upon another for the purpose of inflicting severe or aggravated bodily injury. This type of assault usually is accompanied by the use of a weapon or means likely to produce death or serious bodily harm.

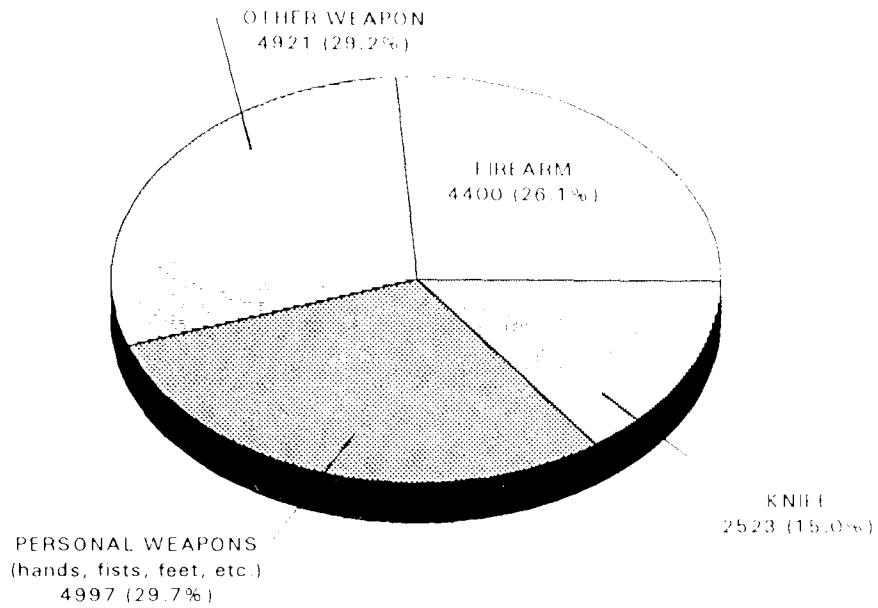
SUMMARY

- There were 16,841 aggravated assaults reported during 1999.
- Aggravated assault accounted for 6.0 percent of the total Index offenses and 65.2 percent of the violent crimes.
- September recorded the highest number, with 1,566, while February recorded the lowest with 1,197.
- Other dangerous weapons represented the most common weapon used in 4,921 aggravated assaults, or 29.2 percent.
- Physical force (hands, fists, etc.) was used in 29.7 percent, and firearms were used in 26.1 percent of reported aggravated assaults.
- There were 49,589 simple assaults reported in 1999. Simple assault is primarily differentiated from aggravated assault by the seriousness of the injury and the weapon used. Simple assault is not a Crime Index offense but is reported here for the purpose of showing the total assault violence.

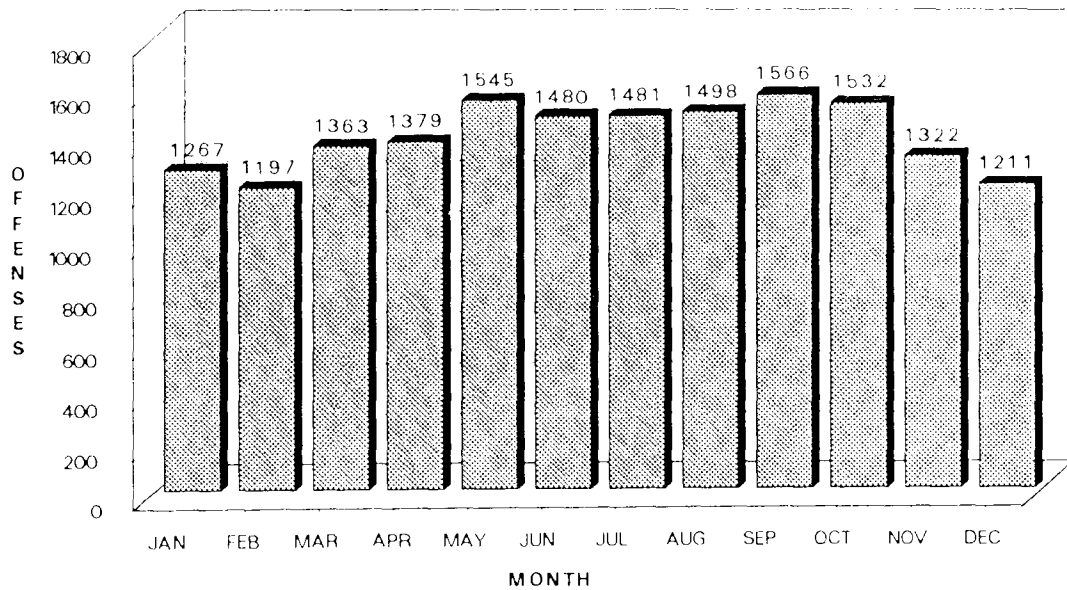
ARRESTS/CLEARANCES

- A total of 6,251 persons were arrested in 1999.
- Adults accounted for 4,879 arrests and juveniles accounted for 1,372 arrests.
- Males accounted for 5,178 arrests, or 82.8 percent, and females accounted for 1,073 arrests, or 17.2 percent.
- Of those persons arrested, 81.9 percent were White, 10.7 percent were Black, 6.8 percent were American Indian/Alaskan Native and 0.6 percent were Asian/Pacific Islander.
- Hispanics accounted for 31.9 percent of the arrests.
- There were 8,157 clearances for aggravated assault reported in 1999. Juveniles represented 16.6 percent of this total.

ASSAULT BY WEAPON USED



ASSAULT BY MONTH



BURGLARY

DEFINITION

Burglary is defined as the unlawful entry of a structure to commit a felony or theft. The use of force to gain entry is not required to classify the crime as a burglary. A structure is considered to include, but not limited to, the following: dwelling houses, apartments, public buildings, offices, barns, cabins, etc. Burglary is divided into three subclassifications: forcible entry, unlawful entry where no force is used, and attempted forcible entry.

SUMMARY

- There were 48,621 burglaries reported during 1999.
- Burglary accounted for 17.5 percent of the total Index offenses and 19.2 percent of the property crimes.
- October recorded the highest number, with 4,640, while February recorded the lowest with 3,544.
- Forcible entry was used in 28,261, or 58.1 percent of the total burglaries.
- Residential burglaries accounted for 32,989, or 67.8 percent of the total burglaries.
- In burglaries where the time of occurrence was known, 14,288, or 29.4 percent occurred between the hours of 6 AM - 6 PM.
- The total value of property stolen amounted to \$77,681,238.
- Residential burglaries accounted for the highest property loss, \$55,270,966.

ARREST/CLEARANCES

- A total of 4,748 persons were arrested in 1999.
- Adults accounted for 2,861 arrests and juveniles accounted for 1,887 arrests.
- Males accounted for 4,348 arrests, or 91.6 percent, and females accounted for 400 arrests, or 8.4 percent.
- Of those persons arrested, 85.5 percent were White, 10.0 percent were Black, 3.7 percent were American Indian/Alaskan Native and 0.8 percent were Asian/Pacific Islander.
- Hispanics accounted for 36.0 percent of the arrests.
- There were 3,716 clearances for burglary reported in 1999. Juveniles represented 23.9 percent of this total.

BURGLARY BY LOCATION & TIME - 1999

| LOCATION | NUMBER OF OFFENSES | DISTRIBUTION | VALUE STOLEN | AVERAGE VALUE STOLEN |
|-----------------|--------------------|---------------|---------------------|----------------------|
| RESIDENCE | | | | |
| Night (6PM-6AM) | 6,495 | 13.4% | \$8,394,433 | \$1,292 |
| Day (6AM-6PM) | 11,589 | 23.8% | 19,358,793 | 1,670 |
| Unknown | 14,905 | 30.6% | 24,517,740 | 1,645 |
| SUBTOTAL | 32,989 | 67.8% | \$52,270,966 | \$1,584 |
| NON-RESIDENCE | | | | |
| Night (6PM-6AM) | 5,091 | 10.5% | \$6,883,570 | \$1,352 |
| Day (6AM-6PM) | 2,699 | 5.6% | 2,752,885 | 1,020 |
| Unknown | 7,842 | 16.1% | 15,773,817 | 2,011 |
| SUBTOTAL | 15,632 | 32.2% | \$25,410,272 | \$1,626 |
| TOTAL | 48,621 | 100.0% | \$77,681,238 | \$1,598 |

BURGLARY BY MONTH & MEANS OF ENTRY - 1999

| ENTRY TYPE | TOTAL | JAN | FEB | MAR | APR | MAY | JUN | JUL | AUG | SEP | OCT | NOV | DEC |
|---------------------------|---------------|--------------|--------------|--------------|--------------|--------------|--------------|--------------|--------------|--------------|--------------|--------------|--------------|
| Forcible Entry | 28,261 | 2,646 | 2,064 | 2,297 | 2,242 | 2,276 | 2,230 | 2,138 | 2,424 | 2,444 | 2,732 | 2,418 | 2,350 |
| Unlawful Entry - No Force | 17,070 | 1,336 | 1,249 | 1,373 | 1,287 | 1,415 | 1,427 | 1,420 | 1,544 | 1,580 | 1,588 | 1,444 | 1,407 |
| Attempted Forcible Entry | 3,290 | 270 | 231 | 263 | 242 | 278 | 265 | 289 | 275 | 292 | 320 | 271 | 294 |
| TOTAL | 48,621 | 4,252 | 3,544 | 3,933 | 3,771 | 3,969 | 3,922 | 3,847 | 4,243 | 4,316 | 4,640 | 4,133 | 4,051 |

LARCENY-THEFT

DEFINITION

Larceny-Theft is defined as the unlawful taking, carrying, leading, or riding away of property or articles from the possession or constructive possession of another without the use of force, violence, or fraud. This crime category does not include embezzlement, fraud, counterfeiting, or worthless checks.

SUMMARY

- There were 165,252 larceny-thefts reported during 1999.
- Larceny-theft accounted for 59.2 percent of the total Index offenses and 65.3 percent of the property crimes.
- October recorded the highest number, with 14,620, while February was the lowest with 12,779.
- Larceny-theft in the under \$50 category reported the highest number of incidents, with 70,554, or 42.7 percent.
- Shoplifting accounted for 36,213 larceny-thefts or 21.9 percent.
- The total value of property stolen amounted to \$88,930,525.

ARRESTS/CLEARANCES

- A total of 32,986 persons were arrested in 1999.
- Adults accounted for 23,390 arrests and juveniles accounted for 9,596 arrests.
- Males accounted for 22,687 arrests, or 68.8 percent and females accounted for 10,299 arrests, or 31.2 percent.
- Of those persons arrested, 81.7 percent were White, 10.9 percent were Black, 6.8 percent were American Indian/Alaskan Native and 0.6 percent were Asian/Pacific Islander.
- Hispanics accounted for 30.4 percent of the arrests.
- There were 31,154 clearances for larceny-theft reported in 1999. Juveniles represented 23.6 percent of this total.

LARCENY - THEFT BY TYPE BY MONTH - 1999

| CLASSIFICATION | TOTAL | DIST. | JAN | FEB | MAR | APR | MAY | JUN | JUL | AUG | SEP | OCT | NOV | DEC |
|--|----------------|---------------|---------------|---------------|---------------|---------------|---------------|---------------|---------------|---------------|---------------|---------------|---------------|---------------|
| Pocket Picking | 369 | 0.2% | 41 | 33 | 30 | 36 | 28 | 27 | 23 | 39 | 21 | 42 | 19 | 30 |
| Purse Snatching | 549 | 0.3% | 54 | 46 | 55 | 36 | 47 | 60 | 48 | 38 | 42 | 38 | 47 | 38 |
| Shoplifting | 36,213 | 21.9% | 3,082 | 2,718 | 2,991 | 2,887 | 2,977 | 2,866 | 3,121 | 3,075 | 3,024 | 3,227 | 3,078 | 3,167 |
| From Motor Vehicles | 36,482 | 22.1% | 3,287 | 2,875 | 3,115 | 2,924 | 2,856 | 2,693 | 2,730 | 3,010 | 3,050 | 3,317 | 3,162 | 3,463 |
| Motor Vehicle Parts and/or Accessories | 27,158 | 16.5% | 2,556 | 2,170 | 2,391 | 2,358 | 2,168 | 2,095 | 2,209 | 2,388 | 2,162 | 2,238 | 2,226 | 2,197 |
| Bicycles | 9,542 | 5.8% | 773 | 769 | 795 | 744 | 794 | 824 | 812 | 863 | 816 | 913 | 776 | 663 |
| From Buildings | 13,212 | 8.0% | 1,050 | 1,090 | 1,190 | 1,138 | 1,139 | 1,028 | 1,077 | 1,140 | 1,062 | 1,192 | 1,036 | 1,070 |
| From Coin-Operated Machines | 1,375 | 0.8% | 120 | 109 | 183 | 86 | 97 | 86 | 104 | 85 | 99 | 128 | 125 | 153 |
| All Other | 40,352 | 24.4% | 3,193 | 2,969 | 3,284 | 3,048 | 3,386 | 3,346 | 3,434 | 3,507 | 3,603 | 3,525 | 3,331 | 3,226 |
| TOTAL | 165,252 | 100.0% | 14,156 | 12,779 | 14,034 | 13,257 | 13,492 | 13,025 | 13,558 | 14,145 | 13,879 | 14,620 | 13,800 | 14,507 |

LARCENY - THEFT BY VALUE BY MONTH - 1999

| VALUE | TOTAL | DIST. | JAN | FEB | MAR | APR | MAY | JUN | JUL | AUG | SEP | OCT | NOV | DEC |
|---------------|----------------|---------------|---------------|---------------|---------------|---------------|---------------|---------------|---------------|---------------|---------------|---------------|---------------|---------------|
| Over \$200 | 61,076 | 37.0% | 5,457 | 4,920 | 5,344 | 4,987 | 5,097 | 4,796 | 4,889 | 5,162 | 5,030 | 5,174 | 5,014 | 5,206 |
| \$50 to \$200 | 33,622 | 20.3% | 2,934 | 2,629 | 2,878 | 2,599 | 2,769 | 2,714 | 2,663 | 2,950 | 2,825 | 2,987 | 2,625 | 3,049 |
| Under \$50 | 70,554 | 42.7% | 5,765 | 5,230 | 5,812 | 5,671 | 5,626 | 5,515 | 6,006 | 6,033 | 6,024 | 6,459 | 6,161 | 6,252 |
| TOTAL | 165,252 | 100.0% | 14,156 | 12,779 | 14,034 | 13,257 | 13,492 | 13,025 | 13,558 | 14,145 | 13,879 | 14,620 | 13,800 | 14,507 |

LARCENY - THEFT BY CLASSIFICATION & VALUE - 1999

| CLASSIFICATION BY VALUE OF PROPERTY STOLEN | NUMBER OF OFFENSES | TOTAL VALUE STOLEN | AVERAGE VALUE | PERCENT DISTRIBUTION (VALUE) |
|--|--------------------|---------------------|---------------|------------------------------|
| \$200 and Over | 61,076 | \$83,896,186 | 1,374 | 94.3% |
| \$50 to \$200 | 33,622 | 3,922,138 | 117 | 4.4% |
| Under \$50 | 70,554 | 1,112,201 | 16 | 1.3% |
| TOTAL | 165,252 | \$88,930,525 | \$538 | 100.0% |

ADDITIONAL ANALYSIS OF LARCENY - THEFT - 1999

| CLASSIFICATION | NUMBER OF OFFENSES | TOTAL VALUE STOLEN | AVERAGE VALUE | PERCENT DISTRIBUTION (VALUE) |
|--|--------------------|---------------------|---------------|------------------------------|
| Pocket Picking | 369 | \$74,579 | \$202 | 0.1% |
| Purse Snatching | 549 | 117,541 | 214 | 0.1% |
| Shoplifting | 36,213 | 3,479,898 | 96 | 3.9% |
| From Motor Vehicles | 36,482 | 21,054,263 | 577 | 23.7% |
| Motor Vehicle Parts and/or Accessories | 27,158 | 13,872,594 | 511 | 15.6% |
| Bicycles | 9,542 | 2,733,803 | 287 | 3.1% |
| From Buildings | 13,212 | 9,326,591 | 706 | 10.5% |
| From Coin-Operated Machines | 1,375 | 258,658 | 188 | 0.3% |
| All Other | 40,352 | 38,012,598 | 942 | 42.7% |
| TOTAL | 165,252 | \$88,930,525 | \$538 | 100.0% |

MOTOR VEHICLE THEFT

DEFINITION

Motor Vehicle Theft is defined as the unlawful taking or stealing of a motor vehicle including attempts and joyriding. This definition excludes the taking for temporary use by those persons having lawful access to the vehicle. For UCR purposes, a motor vehicle is defined as a self-propelled vehicle that runs on land and not on rails. Farm equipment, bulldozers, airplanes, construction equipment, and motorboats are excluded.

SUMMARY

- There were 37,824 motor vehicle thefts reported during 1999.
- Motor vehicle theft accounted for 13.6 percent of the total Index offenses and 15.0 percent of the property crimes.
- October recorded the highest number, with 3,603, while February recorded the lowest with 2,534.
- Autos represented the highest single category of motor vehicle theft, with 23,771, or 62.8 percent.
- The total dollar loss amounted to \$237,020,821. Of that amount, \$151,111,998 was recovered. The recovered amount reflects the value of the vehicle when recovered and may be lower than the value when stolen because of missing parts or damage.

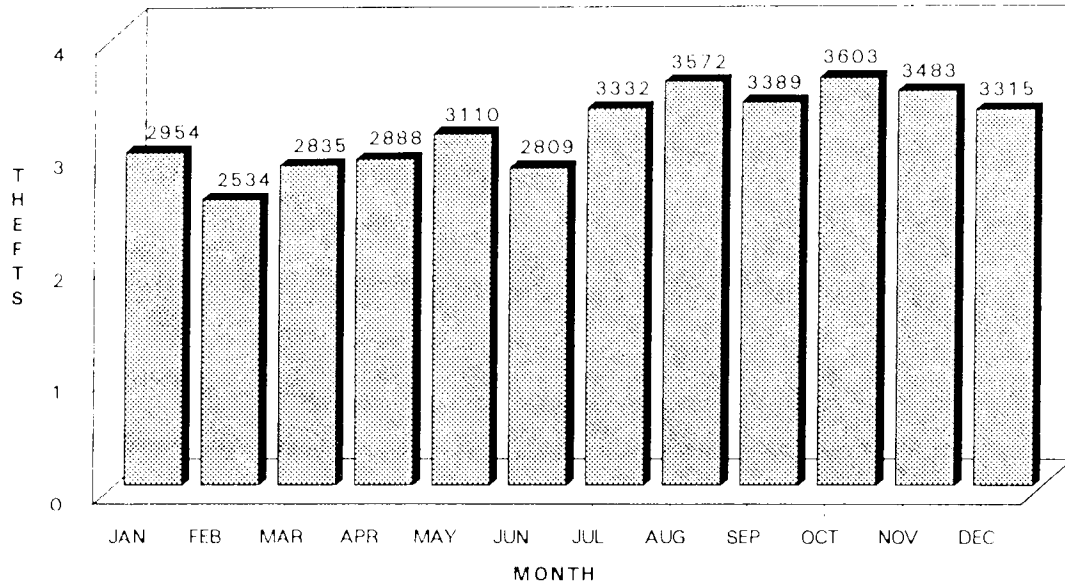
ARRESTS/CLEARANCES

- A total of 3,464 persons were arrested in 1999.
- Adults accounted for 2,334 arrests and juveniles accounted for 1,130 arrests.
- Males accounted for 2,918 arrests, or 84.2 percent, and females accounted for 546 arrests, or 15.8 percent.
- Of those persons arrested, 84.7 percent were White, 11.7 percent were Black, 3.3 percent were American Indian/Alaskan Native and 0.3 percent were Asian/Pacific Islander.
- Hispanics accounted for 41.6 percent of the arrests.
- There were 4,206 clearances for motor vehicle theft reported in 1999. Juveniles represented 19.9 percent of this total.

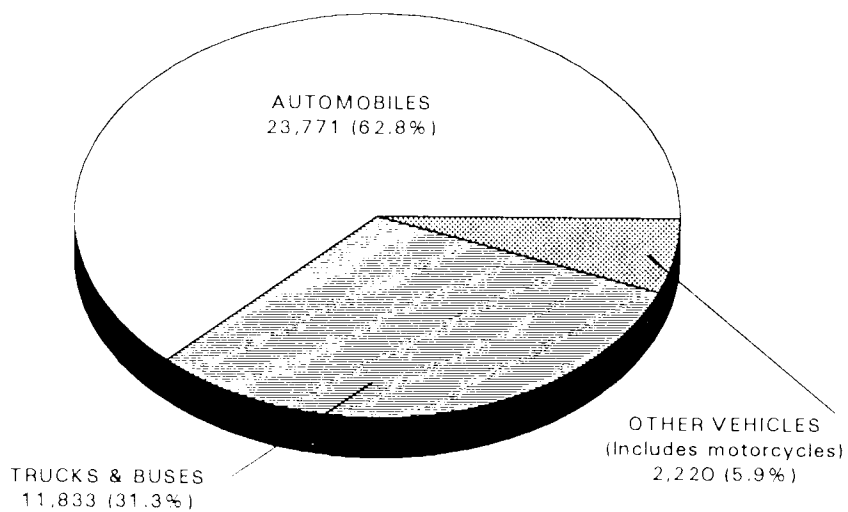
RECOVERED MOTOR VEHICLES

- Recovered motor vehicles that were locally stolen amounted to 24,980, or a 66.0 percent recovery rate. Of those, 17,151 were recovered locally, 7,210 were recovered by another jurisdiction in-state, and 619 were recovered out of state.
- Motor vehicles that were stolen out of state and recovered by Arizona agencies amounted to 986.

MOTOR VEHICLE THEFT BY MONTH



STOLEN VEHICLES BY TYPE



ARSON

DEFINITION

Arson is defined by the national Uniform Crime Reporting Program to include any willful or malicious burning or attempts to burn, with or without intent to defraud, a dwelling house, public building, motor vehicle or aircraft, personal property of another, etc. Fires of suspicious or unknown origins are excluded.

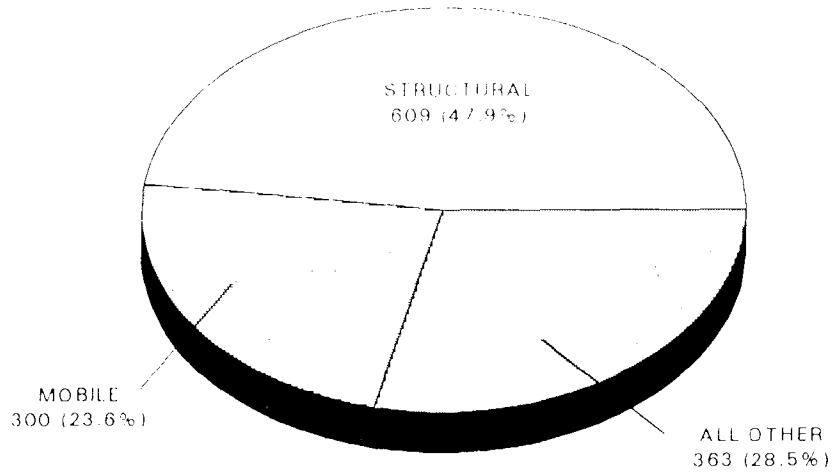
SUMMARY

- There were 1,272 arsons reported during 1999.
- Arson accounted for 0.5 percent of the total Index offenses and 0.5 percent of the property crimes.
- March recorded the highest number, with 151, while July recorded the lowest with 62.
- Structural arson accounted for 609 offenses or 47.9 percent.
- Motor vehicle arson accounted for the highest single known category, with 275, while industrial/manufacturing arson was the lowest with 4.
- The total estimated value of property damage amounted to \$9,410,604.
- Single residential property arson had the highest dollar loss with \$3,101,682.

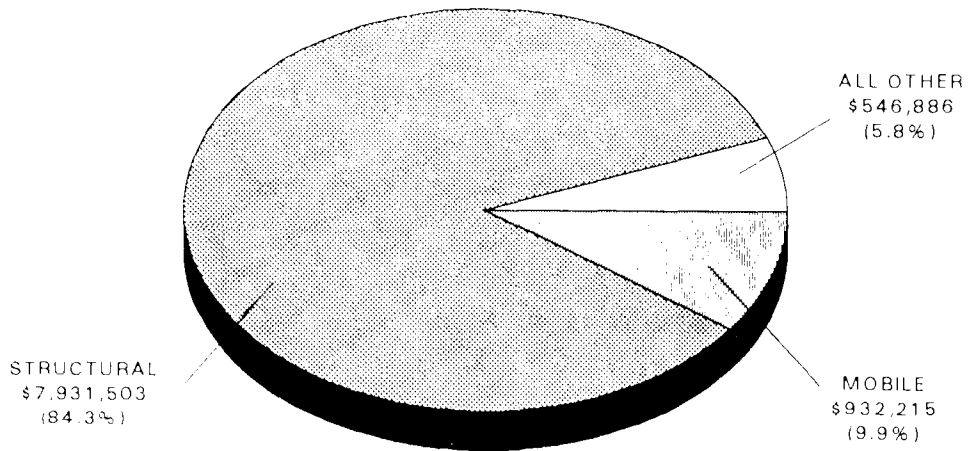
ARRESTS/CLEARANCES

- A total of 278 persons were arrested in 1999.
- Adults accounted for 105 arrests and juveniles accounted for 173 arrests.
- Males accounted for 242 arrests, or 87.1 percent, and females accounted for 36 arrests, or 12.9 percent.
- Of those persons arrested, 85.6 percent were White, 9.7 percent were Black, 4.3 percent were American Indian/Alaskan Native and 0.4 percent were Asian/Pacific Islander.
- Hispanics accounted for 22.3 percent of the arrests.
- There were 236 clearances for arson reported in 1999. Juveniles represented 52.1 percent of this total.

ARSON BY PROPERTY CLASSIFICATION



VALUE OF PROPERTY DAMAGED



ARSON OFFENSES BY PROPERTY TYPE - 1999

| PROPERTY CLASSIFICATION | TOTAL | JAN | FEB | MAR | APR | MAY | JUN | JUL | AUG | SEP | OCT | NOV | DEC | VALUE OF PROPERTY DAMAGE |
|--|--------------|------------|------------|------------|------------|------------|------------|-----------|-----------|-----------|------------|------------|------------|--------------------------|
| STRUCTURE | | | | | | | | | | | | | | |
| Single Occupancy Residential: Houses, Townhouses, Duplexes, Etc. | 216 | 17 | 22 | 24 | 21 | 20 | 23 | 9 | 18 | 12 | 13 | 21 | 16 | \$3,101,682 |
| Other Residential: Apartments, Hotels, Motels, Dormitories, Etc. | 111 | 5 | 6 | 16 | 12 | 4 | 7 | 8 | 9 | 10 | 15 | 5 | 14 | 1,209,812 |
| Storage: Barns, Garages, Warehouses, Etc. | 28 | 2 | 1 | 1 | 1 | 2 | 3 | 4 | 4 | 4 | 1 | 3 | 2 | 670,250 |
| Industrial/Manufacturing | 4 | 2 | -- | -- | -- | -- | 1 | -- | -- | -- | 1 | -- | -- | 300,050 |
| Other Commercial: Stores, Restaurants, Offices, Etc. | 71 | 5 | 10 | 11 | 6 | 7 | 7 | 1 | 5 | 5 | 6 | 4 | 4 | 1,828,750 |
| Community / Public: Churches, Jails, Schools, Etc. | 92 | 11 | 14 | 11 | 7 | 14 | 4 | 2 | 4 | 1 | 10 | 7 | 7 | 491,967 |
| All Other: Monuments, Buildings under Construction, Etc. | 87 | 6 | 7 | 11 | 11 | 5 | 9 | 4 | 7 | 7 | 6 | 8 | 6 | 328,992 |
| SUBTOTAL | 609 | 48 | 60 | 74 | 58 | 52 | 54 | 28 | 47 | 39 | 52 | 48 | 49 | \$7,931,503 |
| MOBILE | | | | | | | | | | | | | | |
| Motor Vehicles: Autos, Trucks, Buses, Motorcycles, Etc. | 275 | 23 | 17 | 28 | 27 | 23 | 25 | 16 | 22 | 22 | 29 | 24 | 19 | 662,515 |
| All Other: Trailers, Recreational Vehicles, Airplanes, Boats, Etc. | 25 | 5 | -- | 6 | 3 | -- | -- | 1 | 3 | 1 | 3 | 1 | 2 | 269,700 |
| SUBTOTAL | 300 | 28 | 17 | 34 | 30 | 23 | 25 | 17 | 25 | 23 | 32 | 25 | 21 | \$932,215 |
| ALL OTHER | | | | | | | | | | | | | | |
| Crops, Timber, Fences, Signs, Etc. | 363 | 30 | 26 | 43 | 30 | 40 | 43 | 17 | 14 | 16 | 36 | 32 | 36 | 546,886 |
| TOTAL | 1,272 | 106 | 103 | 151 | 118 | 115 | 122 | 62 | 86 | 78 | 120 | 105 | 106 | \$9,410,604 |

**COUNTY
OFFENSE
AND
SUPPLEMENTAL
DATA**

INDEX CRIMES BY COUNTY - 1999

| INDEX CRIMES | APACHE | COCHISE | COCONINO | GILA* | GRAHAM | GREENLEE |
|----------------------------|------------|--------------|--------------|--------------|------------|-----------|
| MURDER | -- | 3 | 5 | -- | 1 | -- |
| FORCIBLE RAPE | 4 | 9 | 38 | 6 | 1 | -- |
| Rape by Force | 4 | 8 | 37 | 6 | 1 | -- |
| Attempts to Commit | -- | 1 | 1 | -- | -- | -- |
| ROBBERY | 1 | 48 | 66 | 5 | 2 | -- |
| Firearm | -- | 22 | 23 | -- | -- | -- |
| Knife/Cutting Instrument | -- | 7 | 2 | -- | -- | -- |
| Other Dangerous Weapons | -- | 3 | 8 | 1 | -- | -- |
| Strong Arm | 1 | 16 | 33 | 4 | 2 | -- |
| AGGRAVATED ASSAULT | 61 | 371 | 320 | 102 | 46 | 5 |
| Firearm | 6 | 54 | 21 | 8 | 5 | 1 |
| Knife/Cutting Instrument | 9 | 15 | 54 | 6 | 3 | 1 |
| Other Dangerous Weapons | 13 | 45 | 70 | 50 | 3 | -- |
| Physical Force | 33 | 257 | 175 | 38 | 35 | 3 |
| BURGLARY | 129 | 808 | 732 | 161 | 122 | 7 |
| Forcible Entry | 76 | 537 | 374 | 80 | 60 | 4 |
| Unlawful Entry-No Force | 47 | 231 | 300 | 61 | 57 | 3 |
| Attempted Forcible Entry | 6 | 40 | 58 | 20 | 5 | -- |
| LARCENY-THEFT | 396 | 2,668 | 4,705 | 744 | 602 | 73 |
| MOTOR VEHICLE THEFT | 17 | 391 | 242 | 57 | 32 | 1 |
| Autos | 13 | 245 | 176 | 24 | 15 | -- |
| Trucks and Buses | 2 | 109 | 31 | 26 | 9 | 1 |
| Other Vehicles | 2 | 37 | 35 | 7 | 8 | -- |
| ARSON | 2 | 13 | 41 | 3 | 1 | -- |
| TOTAL | 610 | 4,311 | 6,149 | 1,078 | 807 | 86 |

* GILA COUNTY - Gila County Sheriff's Office data not included.

INDEX CRIMES BY COUNTY (CONT.) - 1999

| LA PAZ | MARICOPA | MOHAVE | NAVAJO | PIMA | PINAL | SANTA CRUZ | YAVAPAI | YUMA* |
|--------|----------|--------|--------|--------|-------|------------|---------|-------|
| -- | 283 | 8 | 5 | 61 | 4 | -- | 11 | 3 |
| 3 | 833 | 15 | 16 | 342 | 35 | 7 | 28 | 18 |
| 1 | 701 | 15 | 13 | 282 | 24 | 4 | 22 | 16 |
| 2 | 132 | -- | 3 | 60 | 11 | 3 | 6 | 2 |
| 7 | 5,376 | 58 | 21 | 1,508 | 90 | 12 | 39 | 22 |
| 2 | 2,599 | 15 | 3 | 444 | 22 | 4 | 9 | 6 |
| 2 | 553 | 9 | 2 | 164 | 10 | 2 | 6 | |
| 1 | 413 | 11 | 3 | 257 | 11 | 1 | 7 | 3 |
| 2 | 1,811 | 23 | 13 | 643 | 47 | 5 | 17 | 13 |
| 50 | 10,087 | 389 | 248 | 3,404 | 735 | 76 | 620 | 327 |
| 6 | 3,116 | 46 | 20 | 924 | 112 | 7 | 47 | 27 |
| 5 | 1,572 | 58 | 28 | 609 | 75 | 9 | 52 | 27 |
| 6 | 3,261 | 103 | 60 | 643 | 171 | 4 | 437 | 55 |
| 33 | 2,138 | 182 | 140 | 1,228 | 377 | 56 | 84 | 218 |
| 143 | 32,624 | 1,282 | 645 | 8,348 | 1,375 | 177 | 1,359 | 709 |
| 33 | 19,170 | 672 | 235 | 5,594 | 719 | 81 | 361 | 265 |
| 102 | 11,484 | 581 | 384 | 1,997 | 473 | 91 | 837 | 422 |
| 8 | 1,970 | 29 | 26 | 757 | 183 | 5 | 161 | 22 |
| 496 | 103,435 | 3,857 | 1,831 | 35,844 | 3,968 | 577 | 4,392 | 1,664 |
| 31 | 28,814 | 400 | 121 | 6,543 | 470 | 130 | 282 | 293 |
| 18 | 17,944 | 244 | 79 | 4,183 | 346 | 91 | 231 | 162 |
| 3 | 9,482 | 71 | 21 | 1,883 | 68 | 17 | 26 | 84 |
| 10 | 1,388 | 85 | 21 | 477 | 56 | 22 | 25 | 47 |
| 6 | 584 | 35 | 41 | 435 | 47 | 3 | 48 | 13 |
| 736 | 182,036 | 6,044 | 2,928 | 56,485 | 6,724 | 982 | 6,779 | 3,049 |

* YUMA COUNTY - Yuma Police Department data incomplete.

ANALYSIS OF ROBBERY, BURGLARY AND LARCENY - THEFT BY COUNTY - 1999

| OFFENSES | APACHE | COCHISE | COCONINO | GILA | GRAHAM | GREENLEE |
|---------------------------------|------------|--------------|--------------|------------|------------|-----------|
| ROBBERY | 1 | 48 | 66 | 5 | 2 | -- |
| Highway | -- | 22 | 35 | -- | 1 | -- |
| Commercial House | -- | 3 | 7 | -- | -- | -- |
| Gas or Service Station | -- | -- | 4 | -- | -- | -- |
| Convenience Store | 1 | 4 | 7 | 1 | -- | -- |
| Residence | -- | 8 | 3 | -- | 1 | -- |
| Bank | -- | -- | 2 | -- | -- | -- |
| Miscellaneous | -- | 11 | 8 | 4 | -- | -- |
| BURGLARY | 129 | 808 | 732 | 161 | 122 | 7 |
| Residence | 85 | 618 | 419 | 93 | 71 | 5 |
| Night, 6PM-6AM | 15 | 142 | 105 | 26 | 34 | 5 |
| Day, 6AM-6PM | 40 | 292 | 150 | 42 | 16 | -- |
| Unknown | 30 | 184 | 164 | 25 | 21 | -- |
| Non-Residence | 44 | 190 | 313 | 68 | 51 | 2 |
| Night, 6PM-6AM | 18 | 78 | 121 | 15 | 30 | 2 |
| Day, 6AM-6PM | 22 | 40 | 91 | 33 | 3 | -- |
| Unknown | 4 | 72 | 101 | 20 | 18 | -- |
| LARCENY-THEFT | 396 | 2,668 | 4,705 | 744 | 602 | 73 |
| \$200 and Over | 81 | 601 | 1,394 | 205 | 190 | 40 |
| \$50 to \$200 | 64 | 556 | 923 | 140 | 160 | 16 |
| Under \$50 | 251 | 1,511 | 2,388 | 399 | 252 | 17 |
| Pocket Picking | 3 | 4 | 9 | 4 | -- | -- |
| Purse Snatching | 5 | 12 | 22 | 3 | 4 | -- |
| Shoplifting | 52 | 770 | 963 | 219 | 123 | 11 |
| From Motor Vehicle | 39 | 326 | 901 | 140 | 86 | -- |
| Motor Vehicle Parts:Accessories | 23 | 92 | 112 | 14 | 11 | 3 |
| Bicycles | 21 | 167 | 257 | 43 | 54 | 3 |
| From Buildings | 100 | 171 | 448 | 118 | 139 | -- |
| From Coin-Operated Machines | 3 | 4 | 16 | 4 | 1 | -- |
| All Other | 150 | 1,122 | 1,977 | 199 | 184 | 56 |
| TOTAL | 526 | 3,524 | 5,503 | 910 | 726 | 80 |

ANALYSIS OF ROBBERY, BURGLARY AND LARCENY - THEFT BY COUNTY (CONT.) - 1999

| LA PAZ | MARICOPA | MOHAVE | NAVAJO | PIMA | PINAL | SANTA CRUZ | YAVAPAI | YUMA |
|------------|----------------|--------------|--------------|---------------|--------------|------------|--------------|--------------|
| 7 | 5,376 | 58 | 21 | 1,508 | 90 | 12 | 39 | 22 |
| 1 | 2,824 | 5 | 6 | 729 | 18 | 2 | -- | 5 |
| 1 | 948 | 3 | 3 | 179 | 15 | 3 | 8 | 4 |
| 2 | 91 | 5 | 3 | 72 | 2 | -- | -- | -- |
| 1 | 510 | 6 | -- | 259 | 17 | 1 | 4 | 4 |
| 2 | 565 | 11 | 2 | 151 | 11 | 1 | 7 | 4 |
| -- | 186 | 2 | -- | 41 | -- | -- | 3 | |
| -- | 252 | 26 | 7 | 77 | 27 | 5 | 17 | 5 |
| 143 | 32,624 | 1,282 | 645 | 8,348 | 1,375 | 177 | 1,359 | 709 |
| 104 | 22,629 | 858 | 414 | 5,278 | 933 | 126 | 838 | 518 |
| 37 | 4,163 | 127 | 91 | 1,090 | 316 | 44 | 186 | 114 |
| 59 | 8,348 | 195 | 180 | 1,209 | 352 | 47 | 496 | 163 |
| 8 | 10,118 | 536 | 143 | 2,979 | 265 | 35 | 156 | 241 |
| 39 | 9,995 | 424 | 231 | 3,070 | 442 | 51 | 521 | 191 |
| 18 | 3,529 | 136 | 112 | 563 | 181 | 24 | 192 | 72 |
| 20 | 1,195 | 59 | 46 | 790 | 144 | 13 | 215 | 28 |
| 1 | 5,271 | 229 | 73 | 1,717 | 117 | 14 | 114 | 91 |
| 496 | 103,435 | 3,857 | 1,831 | 35,844 | 3,968 | 577 | 4,392 | 1,664 |
| 134 | 45,288 | 1,359 | 435 | 8,482 | 1,207 | 138 | 883 | 639 |
| 38 | 22,550 | 826 | 310 | 6,098 | 850 | 95 | 600 | 396 |
| 324 | 35,597 | 1,672 | 1,086 | 21,264 | 1,911 | 344 | 2,909 | 629 |
| 3 | 234 | 8 | 6 | 71 | 15 | 1 | 3 | 8 |
| 3 | 262 | 12 | 22 | 158 | 8 | 6 | 16 | 16 |
| 24 | 18,417 | 803 | 466 | 12,559 | 793 | 190 | 541 | 282 |
| 39 | 24,342 | 779 | 184 | 8,044 | 537 | 130 | 603 | 332 |
| 6 | 22,809 | 63 | 46 | 3,581 | 158 | 10 | 117 | 113 |
| 10 | 6,116 | 161 | 101 | 2,034 | 218 | 22 | 158 | 177 |
| 15 | 7,259 | 273 | 292 | 3,461 | 335 | 40 | 447 | 114 |
| 1 | 730 | 34 | 16 | 505 | 17 | 1 | 16 | 27 |
| 395 | 23,266 | 1,724 | 698 | 5,431 | 1,887 | 177 | 2,491 | 595 |
| 646 | 141,435 | 5,197 | 2,497 | 45,700 | 5,433 | 766 | 5,790 | 2,395 |

VALUE OF PROPERTY STOLEN BY OFFENSE - 1999

| OFFENSES | APACHE | COCHISE | COCONINO | GILA | GRAHAM | GREENLEE |
|---------------------------------|----------------|------------------|------------------|----------------|----------------|---------------|
| MURDER | -- | -- | -- | -- | -- | -- |
| FORCIBLE RAPE | -- | 539 | -- | -- | -- | -- |
| ROBBERY | -- | 16,522 | 10,372 | 23,598 | 1,400 | -- |
| Highway | -- | 8,242 | 3,014 | -- | 1,200 | -- |
| Commercial House | -- | 1,605 | 2,400 | -- | -- | -- |
| Gas or Service Station | -- | -- | 1,436 | -- | -- | -- |
| Convenience Store | -- | 1,096 | 564 | 40 | -- | -- |
| Residence | -- | 2,857 | 817 | -- | 200 | -- |
| Bank | -- | -- | 2,001 | -- | -- | -- |
| Miscellaneous | -- | 2,722 | 140 | 23,558 | -- | -- |
| BURGLARY | 100,552 | 780,567 | 657,385 | 138,918 | 119,696 | 3,746 |
| Residence | 73,272 | 551,896 | 384,311 | 77,303 | 71,742 | 2,644 |
| Night, 6PM-6AM | 5,429 | 178,361 | 127,789 | 12,218 | 22,475 | 2,644 |
| Day, 6AM-PM | 25,447 | 239,370 | 138,690 | 29,343 | 21,641 | -- |
| Unknown | 42,396 | 134,165 | 117,832 | 35,742 | 27,626 | -- |
| Non-Residence | 27,280 | 228,671 | 273,074 | 61,615 | 47,954 | 1,102 |
| Night, 6PM-6AM | 7,055 | 79,042 | 80,274 | 4,452 | 29,086 | 1,102 |
| Day, 6AM-6PM | 18,699 | 66,249 | 88,840 | 28,109 | 1,285 | -- |
| Unknown | 1,526 | 83,380 | 103,960 | 29,054 | 17,583 | -- |
| LARCENY-THEFT | 128,703 | 707,082 | 1,557,591 | 232,643 | 240,778 | 50,308 |
| \$200 and Over | 119,517 | 626,785 | 1,375,794 | 213,572 | 220,229 | 48,020 |
| \$50 to \$200 | 6,725 | 56,398 | 120,096 | 14,653 | 17,128 | 2,077 |
| Under \$50 | 2,461 | 23,899 | 61,701 | 4,418 | 3,421 | 211 |
| Pocket Picking | 120 | 270 | 7,301 | 530 | -- | -- |
| Purse Snatching | 1,600 | 3,075 | 5,171 | 221 | 130 | -- |
| Shoplifting | 2,578 | 38,174 | 48,509 | 14,047 | 4,092 | 91 |
| From Motor Vehicle | 9,668 | 100,069 | 391,006 | 58,843 | 44,031 | -- |
| Motor Vehicle Parts/Accessories | 3,394 | 14,781 | 12,488 | 1,726 | 5,422 | 2,180 |
| Bicycles | 4,135 | 22,817 | 96,347 | 8,357 | 11,275 | 4,575 |
| From Buildings | 16,893 | 77,487 | 192,242 | 56,958 | 99,809 | -- |
| From Coin-Operated Machines | 350 | 160 | 2,105 | 1,322 | 400 | -- |
| All Other | 89,965 | 450,249 | 802,422 | 90,639 | 75,619 | 43,462 |
| MOTOR VEHICLE THEFT | 89,284 | 2,265,558 | 2,094,007 | 278,181 | 211,265 | -- |
| TOTAL | 318,539 | 3,770,268 | 4,319,355 | 673,340 | 573,139 | 54,054 |

VALUE OF PROPERTY STOLEN BY OFFENSE (CONT.) - 1999

| LA PAZ | MARICOPA | MOHAVE | NAVAJO | PIMA | PINAL | SANTA CRUZ | YAVAPAI | YUMA |
|----------------|--------------------|------------------|------------------|-------------------|------------------|------------------|------------------|------------------|
| -- | 27,825 | -- | 25 | 994 | -- | -- | 2,530 | -- |
| -- | 37,676 | -- | -- | 585 | -- | -- | -- | -- |
| 1,141 | 10,321,705 | 30,378 | 2,581 | 926,017 | 90,455 | 475 | 243,496 | 34,272 |
| 50 | 5,058,900 | 3,211 | 215 | 649,457 | 20,972 | -- | -- | 676 |
| 15 | 2,280,379 | 450 | 1,087 | 68,203 | 10,841 | 400 | 6,717 | 524 |
| 976 | 255,877 | 2,012 | 198 | 1,735 | 12,561 | -- | -- | -- |
| -- | 218,795 | 11,103 | -- | 11,430 | 36,259 | -- | 304 | 31,960 |
| 100 | 1,057,754 | 1,538 | -- | 135,385 | 5,331 | -- | 16,800 | 937 |
| -- | 1,005,868 | 850 | -- | 4,075 | -- | -- | 1,600 | -- |
| -- | 444,132 | 11,214 | 1,081 | 55,732 | 4,491 | 75 | 218,075 | 175 |
| 193,750 | 60,303,103 | 1,845,025 | 509,887 | 9,181,456 | 1,588,468 | 106,694 | 791,411 | 1,360,580 |
| 56,435 | 40,622,951 | 1,444,656 | 295,244 | 6,479,239 | 1,146,680 | 77,314 | 450,026 | 537,253 |
| 18,768 | 6,215,041 | 93,090 | 37,376 | 1,174,294 | 297,564 | 19,736 | 108,032 | 81,616 |
| 31,390 | 16,265,320 | 296,730 | 48,442 | 1,437,391 | 482,181 | 15,559 | 169,350 | 157,939 |
| 6,277 | 18,142,590 | 1,054,836 | 209,426 | 3,867,554 | 366,935 | 42,019 | 172,644 | 297,698 |
| 137,315 | 19,680,152 | 400,369 | 214,643 | 2,702,217 | 441,788 | 29,380 | 341,385 | 823,327 |
| 106,471 | 5,502,786 | 128,987 | 117,187 | 430,971 | 152,944 | 14,075 | 152,097 | 77,041 |
| 27,129 | 1,584,988 | 22,729 | 19,217 | 661,536 | 134,886 | 9,985 | 74,194 | 15,039 |
| 3,715 | 12,592,378 | 248,653 | 78,239 | 1,609,710 | 153,958 | 5,320 | 115,094 | 731,247 |
| 288,668 | 69,528,024 | 2,091,397 | 529,779 | 8,799,095 | 1,833,848 | 120,609 | 1,432,621 | 1,389,379 |
| 283,773 | 66,092,247 | 1,969,382 | 481,873 | 7,948,841 | 1,715,495 | 108,598 | 1,352,314 | 1,339,746 |
| 3,942 | 2,603,503 | 93,668 | 34,214 | 758,638 | 94,247 | 10,160 | 64,264 | 42,425 |
| 953 | 832,274 | 28,347 | 13,692 | 91,616 | 24,106 | 1,851 | 16,043 | 7,208 |
| 455 | 42,318 | 1,265 | 647 | 12,325 | 3,084 | -- | 134 | 6,130 |
| 745 | 59,529 | 7,406 | 5,809 | 13,810 | 472 | 575 | 4,853 | 14,145 |
| 12,067 | 2,536,612 | 26,363 | 17,152 | 695,063 | 38,444 | 6,845 | 30,416 | 9,445 |
| 29,333 | 16,618,207 | 313,246 | 92,555 | 2,572,254 | 293,642 | 46,528 | 337,076 | 147,805 |
| 1,090 | 12,648,116 | 21,696 | 37,744 | 945,193 | 56,229 | 1 | 38,831 | 83,703 |
| 1,606 | 1,880,210 | 51,665 | 17,611 | 515,166 | 42,921 | 5,476 | 44,342 | 27,300 |
| 17,971 | 5,810,485 | 294,850 | 118,171 | 1,738,803 | 399,780 | 8,316 | 382,435 | 112,391 |
| 3,350 | 155,848 | 17,508 | 3,473 | 60,781 | 1,145 | -- | 1,763 | 10,453 |
| 222,051 | 29,776,699 | 1,357,398 | 236,617 | 2,245,700 | 998,131 | 52,868 | 592,771 | 978,007 |
| 121,322 | 190,813,198 | 2,159,948 | 637,523 | 25,046,110 | 2,567,919 | 1,031,882 | 927,585 | 1,869,060 |
| 604,881 | 331,031,531 | 6,126,748 | 1,679,795 | 43,954,257 | 6,080,690 | 1,259,660 | 3,397,643 | 4,653,291 |

TYPE AND VALUE, IN DOLLARS, OF PROPERTY STOLEN AND RECOVERED - 1999

| STOLEN | APACHE | COCHISE | COCONINO | GILA | GRAHAM | GREENLEE |
|-------------------------|----------------|------------------|------------------|----------------|----------------|---------------|
| Currency/Notes/Etc. | 9,446 | 246,610 | 262,128 | 39,167 | 28,725 | 3,621 |
| Jewelry/Precious Metals | 3,262 | 196,937 | 250,393 | 52,485 | 70,585 | 2,142 |
| Clothing and Furs | 2,748 | 27,847 | 226,765 | 3,086 | 1,216 | 75 |
| Locally Stolen Vehicles | 100,676 | 2,310,574 | 2,095,866 | 297,754 | 213,265 | -- |
| Office Equipment | 15,001 | 42,527 | 136,688 | 29,795 | 10,950 | 1,911 |
| Stereos/TV's/Cameras | 23,104 | 211,717 | 360,807 | 42,559 | 72,513 | 2,988 |
| Firearms | 5,787 | 64,901 | 31,887 | 21,581 | 6,750 | 1,311 |
| Household Goods | 3,155 | 32,062 | 56,469 | 14,209 | 8,793 | 5,133 |
| Consumable Goods | 5,205 | 17,855 | 33,406 | 11,724 | 10,376 | 38 |
| Livestock | 3,200 | 2,089 | 4,075 | -- | 10,573 | -- |
| Miscellaneous | 146,955 | 617,149 | 860,871 | 160,980 | 139,393 | 36,835 |
| TOTAL STOLEN | 318,539 | 3,770,268 | 4,319,355 | 673,340 | 573,139 | 54,054 |
| RECOVERED | | | | | | |
| Currency/Notes/Etc. | 1,768 | 3,508 | 4,922 | 3,522 | 1,886 | 124 |
| Jewelry/Precious Metals | 1,207 | 17,561 | 3,371 | 13,280 | 2,483 | 1,102 |
| Clothing and Furs | 627 | 5,563 | 17,652 | 881 | 82 | -- |
| Locally Stolen Vehicles | 47,726 | 1,002,551 | 1,487,753 | 205,502 | 166,125 | -- |
| Office Equipment | 1 | 4,993 | 2,753 | 805 | 4,225 | -- |
| Stereos/TV's/Cameras | 5,938 | 25,041 | 24,686 | 5,449 | 10,126 | -- |
| Firearms | 2,987 | 2,065 | 3,697 | 4,349 | 2,125 | 308 |
| Household Goods | 243 | 1,805 | 2,719 | 2,475 | 546 | -- |
| Consumable Goods | 2,526 | 6,252 | 7,134 | 1,975 | 2,729 | 38 |
| Livestock | -- | 999 | 700 | -- | -- | -- |
| Miscellaneous | 8,392 | 165,405 | 354,850 | 11,881 | 26,053 | 1,032 |
| TOTAL RECOVERED | 71,415 | 1,235,743 | 1,910,237 | 250,119 | 216,380 | 2,604 |

TYPE AND VALUE, IN DOLLARS, OF PROPERTY STOLEN AND RECOVERED (CONT.) - 1999

| LA PAZ | MARICOPA | MOHAVE | NAVAJO | PIMA | PINAL | SANTA CRUZ | YAVAPAI | YUMA |
|----------------|--------------------|------------------|------------------|-------------------|------------------|------------------|------------------|------------------|
| 28,103 | 10,369,020 | 643,898 | 218,888 | 1,115,124 | 453,080 | 14,619 | 271,647 | 132,396 |
| 138,125 | 23,189,478 | 453,496 | 100,913 | 3,498,832 | 464,268 | 31,253 | 562,118 | 217,878 |
| 4,715 | 2,854,709 | 53,515 | 12,618 | 578,712 | 60,820 | 2,756 | 27,112 | 35,200 |
| 115,891 | 196,698,717 | 2,240,354 | 682,544 | 25,553,143 | 2,807,204 | 1,041,507 | 1,005,623 | 1,857,703 |
| 9,554 | 13,510,308 | 72,897 | 43,074 | 1,476,386 | 109,907 | 24,727 | 65,112 | 141,632 |
| 34,349 | 21,691,809 | 420,908 | 118,348 | 3,658,884 | 483,983 | 43,979 | 384,995 | 243,121 |
| 6,991 | 1,964,052 | 93,170 | 28,887 | 499,888 | 101,456 | 4,721 | 76,083 | 23,551 |
| 32,223 | 4,696,015 | 152,535 | 43,301 | 921,951 | 88,348 | 3,823 | 109,416 | 92,397 |
| 9,620 | 1,435,798 | 41,951 | 14,469 | 61,450 | 38,945 | 5,173 | 17,459 | 111,025 |
| 1,000 | 26,893 | -- | 3,200 | 61,052 | 3,048 | 100 | -- | 300 |
| 224,310 | 54,594,732 | 1,954,024 | 413,553 | 6,528,835 | 1,469,631 | 87,002 | 878,078 | 1,798,038 |
| 604,881 | 331,031,531 | 6,126,748 | 1,679,795 | 43,954,257 | 6,080,690 | 1,259,660 | 3,397,643 | 4,653,291 |
| 5,755 | 295,226 | 13,283 | 4,090 | 8,157 | 8,150 | -- | 17,550 | 5,822 |
| -- | 843,277 | 18,392 | 5,627 | 93,093 | 25,647 | 800 | 44,988 | 10,085 |
| 1,674 | 454,214 | 39,430 | 2,004 | 73,856 | 5,080 | 1,380 | 12,231 | 2,015 |
| 1,500 | 133,030,435 | 1,413,144 | 441,340 | 10,168,098 | 1,313,387 | 384,157 | 756,090 | 694,190 |
| 875 | 475,606 | 2,606 | 4,891 | 23,369 | 12,624 | 5 | 3,272 | 2,298 |
| 400 | 627,596 | 29,129 | 10,503 | 74,104 | 17,455 | 1,923 | 33,117 | 2,958 |
| -- | 226,459 | 16,285 | 7,439 | 5,729 | 2,338 | -- | 10,048 | 618 |
| -- | 226,514 | 11,745 | 2,915 | 24,850 | 5,541 | -- | 21,076 | 1,892 |
| 45 | 226,591 | 10,778 | 5,348 | 20,478 | 9,036 | 24 | 5,630 | 1,174 |
| -- | -- | -- | 2,700 | 3,159 | 1,802 | 100 | -- | -- |
| 671 | 4,706,849 | 382,885 | 148,170 | 202,366 | 147,289 | 1,762 | 283,675 | 260,018 |
| 10,920 | 141,112,767 | 1,937,677 | 635,027 | 10,697,259 | 1,548,349 | 390,151 | 1,187,677 | 981,070 |

STATE ARREST DATA

ARREST SUMMARY

- There were 282,667 arrests reported in 1999.
- Arrests for Part I offenses amounted to 49,545 or 17.5 percent.
- Arrests for Part II offenses amounted to 233,122, or 82.5 percent.
- Adult arrests were 223,979, or 79.2 percent, and juvenile arrests were 58,688, or 20.8 percent.
- Males accounted for 219,584 arrests, or 77.7 percent, and females accounted for 63,083, or 22.3 percent.
- Arrests for adults between the ages of 25-29 recorded the highest number with 35,006, or 15.6 percent of the total adult arrests.
- Arrests for juveniles age 12 and under were 5,905, or 10.1 percent of the total juvenile arrests.
- Of those persons arrested, 83.9 percent were White, 8.5 percent were Black, 7.1 percent were American Indian/Alaskan Native and 0.5 percent were Asian/Pacific Islander.
- Hispanics accounted for 29.9 percent of the arrests.
- Larceny-theft recorded the highest number of arrests of a specific offense with 32,986, or 11.7 of the total.

ARREST BY AGE GROUP - 1999

| OFFENSE | ADULT | | JUVENILE | |
|---------------------|---------------|--------------|---------------|--------------|
| | MALE | FEMALE | MALE | FEMALE |
| Criminal Homicide | 195 | 23 | 24 | 2 |
| Forcible Rape | 146 | 1 | 32 | -- |
| Robbery | 1,000 | 96 | 273 | 26 |
| Aggravated Assault | 4,077 | 802 | 1,101 | 271 |
| Burglary | 2,613 | 248 | 1,735 | 152 |
| Larceny-Theft | 16,413 | 6,977 | 6,274 | 3,322 |
| Motor Vehicle Theft | 1,981 | 353 | 937 | 193 |
| Arson | 90 | 15 | 152 | 21 |
| TOTAL | 26,515 | 8,515 | 10,528 | 3,987 |

TOTAL ARRESTS BY OFFENSE, RACE & ETHNIC ORIGIN - 1999

| Offense | White | Black | Hispanic | Other | Hispanic | Other | Hispanic | Other |
|----------------------------|--------|--------|----------|--------|----------|--------|----------|--------|
| Aggravated Assault | 1,234 | 2,345 | 1,567 | 890 | 1,123 | 2,234 | 1,456 | 789 |
| Aggravated Battery | 567 | 1,234 | 890 | 456 | 678 | 1,345 | 901 | 567 |
| Aggravated Sexual Assault | 123 | 234 | 156 | 78 | 134 | 245 | 167 | 89 |
| Aggravated Stalking | 345 | 678 | 456 | 234 | 456 | 890 | 567 | 345 |
| Aggravated Trespass | 234 | 456 | 345 | 123 | 345 | 678 | 456 | 234 |
| Aggravated Vehicle Theft | 456 | 890 | 678 | 345 | 567 | 1,123 | 890 | 456 |
| Aggravated Weapons Offense | 678 | 1,345 | 901 | 456 | 789 | 1,567 | 1,123 | 567 |
| Aggravated Child Abuse | 89 | 178 | 123 | 67 | 101 | 190 | 134 | 78 |
| Aggravated Kidnapping | 101 | 202 | 145 | 72 | 112 | 224 | 156 | 77 |
| Aggravated Rape | 156 | 312 | 223 | 111 | 167 | 334 | 234 | 111 |
| Aggravated Robbery | 223 | 446 | 311 | 155 | 234 | 468 | 322 | 155 |
| Aggravated Stalking | 311 | 622 | 442 | 221 | 322 | 644 | 442 | 221 |
| Aggravated Sexual Abuse | 442 | 884 | 622 | 311 | 442 | 884 | 622 | 311 |
| Aggravated Sexual Assault | 555 | 1,110 | 777 | 388 | 555 | 1,110 | 777 | 388 |
| Aggravated Sexual Offense | 666 | 1,332 | 999 | 500 | 666 | 1,332 | 999 | 500 |
| Aggravated Sexual Offense | 777 | 1,554 | 1,111 | 555 | 777 | 1,554 | 1,111 | 555 |
| Aggravated Sexual Offense | 888 | 1,776 | 1,333 | 666 | 888 | 1,776 | 1,333 | 666 |
| Aggravated Sexual Offense | 999 | 1,998 | 1,497 | 777 | 999 | 1,998 | 1,497 | 777 |
| Aggravated Sexual Offense | 1,111 | 2,222 | 1,666 | 888 | 1,111 | 2,222 | 1,666 | 888 |
| Aggravated Sexual Offense | 1,222 | 2,444 | 1,888 | 999 | 1,222 | 2,444 | 1,888 | 999 |
| Aggravated Sexual Offense | 1,333 | 2,666 | 2,000 | 1,111 | 1,333 | 2,666 | 2,000 | 1,111 |
| Aggravated Sexual Offense | 1,444 | 2,888 | 2,222 | 1,222 | 1,444 | 2,888 | 2,222 | 1,222 |
| Aggravated Sexual Offense | 1,555 | 3,110 | 2,333 | 1,333 | 1,555 | 3,110 | 2,333 | 1,333 |
| Aggravated Sexual Offense | 1,666 | 3,332 | 2,444 | 1,444 | 1,666 | 3,332 | 2,444 | 1,444 |
| Aggravated Sexual Offense | 1,777 | 3,554 | 2,555 | 1,555 | 1,777 | 3,554 | 2,555 | 1,555 |
| Aggravated Sexual Offense | 1,888 | 3,776 | 2,666 | 1,666 | 1,888 | 3,776 | 2,666 | 1,666 |
| Aggravated Sexual Offense | 1,999 | 3,998 | 2,777 | 1,777 | 1,999 | 3,998 | 2,777 | 1,777 |
| Aggravated Sexual Offense | 2,111 | 4,220 | 2,888 | 1,888 | 2,111 | 4,220 | 2,888 | 1,888 |
| Aggravated Sexual Offense | 2,222 | 4,442 | 3,000 | 1,999 | 2,222 | 4,442 | 3,000 | 1,999 |
| Aggravated Sexual Offense | 2,333 | 4,664 | 3,111 | 2,111 | 2,333 | 4,664 | 3,111 | 2,111 |
| Aggravated Sexual Offense | 2,444 | 4,886 | 3,222 | 2,222 | 2,444 | 4,886 | 3,222 | 2,222 |
| Aggravated Sexual Offense | 2,555 | 5,108 | 3,333 | 2,333 | 2,555 | 5,108 | 3,333 | 2,333 |
| Aggravated Sexual Offense | 2,666 | 5,330 | 3,444 | 2,444 | 2,666 | 5,330 | 3,444 | 2,444 |
| Aggravated Sexual Offense | 2,777 | 5,552 | 3,555 | 2,555 | 2,777 | 5,552 | 3,555 | 2,555 |
| Aggravated Sexual Offense | 2,888 | 5,774 | 3,666 | 2,666 | 2,888 | 5,774 | 3,666 | 2,666 |
| Aggravated Sexual Offense | 2,999 | 5,996 | 3,777 | 2,777 | 2,999 | 5,996 | 3,777 | 2,777 |
| Aggravated Sexual Offense | 3,111 | 6,218 | 3,888 | 2,888 | 3,111 | 6,218 | 3,888 | 2,888 |
| Aggravated Sexual Offense | 3,222 | 6,440 | 3,999 | 2,999 | 3,222 | 6,440 | 3,999 | 2,999 |
| Aggravated Sexual Offense | 3,333 | 6,662 | 4,111 | 3,111 | 3,333 | 6,662 | 4,111 | 3,111 |
| Aggravated Sexual Offense | 3,444 | 6,884 | 4,222 | 3,222 | 3,444 | 6,884 | 4,222 | 3,222 |
| Aggravated Sexual Offense | 3,555 | 7,106 | 4,333 | 3,333 | 3,555 | 7,106 | 4,333 | 3,333 |
| Aggravated Sexual Offense | 3,666 | 7,328 | 4,444 | 3,444 | 3,666 | 7,328 | 4,444 | 3,444 |
| Aggravated Sexual Offense | 3,777 | 7,550 | 4,555 | 3,555 | 3,777 | 7,550 | 4,555 | 3,555 |
| Aggravated Sexual Offense | 3,888 | 7,772 | 4,666 | 3,666 | 3,888 | 7,772 | 4,666 | 3,666 |
| Aggravated Sexual Offense | 3,999 | 7,994 | 4,777 | 3,777 | 3,999 | 7,994 | 4,777 | 3,777 |
| Aggravated Sexual Offense | 4,111 | 8,216 | 4,888 | 3,888 | 4,111 | 8,216 | 4,888 | 3,888 |
| Aggravated Sexual Offense | 4,222 | 8,438 | 4,999 | 3,999 | 4,222 | 8,438 | 4,999 | 3,999 |
| Aggravated Sexual Offense | 4,333 | 8,660 | 5,111 | 4,111 | 4,333 | 8,660 | 5,111 | 4,111 |
| Aggravated Sexual Offense | 4,444 | 8,882 | 5,222 | 4,222 | 4,444 | 8,882 | 5,222 | 4,222 |
| Aggravated Sexual Offense | 4,555 | 9,104 | 5,333 | 4,333 | 4,555 | 9,104 | 5,333 | 4,333 |
| Aggravated Sexual Offense | 4,666 | 9,326 | 5,444 | 4,444 | 4,666 | 9,326 | 5,444 | 4,444 |
| Aggravated Sexual Offense | 4,777 | 9,548 | 5,555 | 4,555 | 4,777 | 9,548 | 5,555 | 4,555 |
| Aggravated Sexual Offense | 4,888 | 9,770 | 5,666 | 4,666 | 4,888 | 9,770 | 5,666 | 4,666 |
| Aggravated Sexual Offense | 4,999 | 9,992 | 5,777 | 4,777 | 4,999 | 9,992 | 5,777 | 4,777 |
| Aggravated Sexual Offense | 5,111 | 10,214 | 5,888 | 4,888 | 5,111 | 10,214 | 5,888 | 4,888 |
| Aggravated Sexual Offense | 5,222 | 10,436 | 5,999 | 4,999 | 5,222 | 10,436 | 5,999 | 4,999 |
| Aggravated Sexual Offense | 5,333 | 10,658 | 6,111 | 5,111 | 5,333 | 10,658 | 6,111 | 5,111 |
| Aggravated Sexual Offense | 5,444 | 10,880 | 6,222 | 5,222 | 5,444 | 10,880 | 6,222 | 5,222 |
| Aggravated Sexual Offense | 5,555 | 11,102 | 6,333 | 5,333 | 5,555 | 11,102 | 6,333 | 5,333 |
| Aggravated Sexual Offense | 5,666 | 11,324 | 6,444 | 5,444 | 5,666 | 11,324 | 6,444 | 5,444 |
| Aggravated Sexual Offense | 5,777 | 11,546 | 6,555 | 5,555 | 5,777 | 11,546 | 6,555 | 5,555 |
| Aggravated Sexual Offense | 5,888 | 11,768 | 6,666 | 5,666 | 5,888 | 11,768 | 6,666 | 5,666 |
| Aggravated Sexual Offense | 5,999 | 11,990 | 6,777 | 5,777 | 5,999 | 11,990 | 6,777 | 5,777 |
| Aggravated Sexual Offense | 6,111 | 12,212 | 6,888 | 5,888 | 6,111 | 12,212 | 6,888 | 5,888 |
| Aggravated Sexual Offense | 6,222 | 12,434 | 6,999 | 5,999 | 6,222 | 12,434 | 6,999 | 5,999 |
| Aggravated Sexual Offense | 6,333 | 12,656 | 7,111 | 6,111 | 6,333 | 12,656 | 7,111 | 6,111 |
| Aggravated Sexual Offense | 6,444 | 12,878 | 7,222 | 6,222 | 6,444 | 12,878 | 7,222 | 6,222 |
| Aggravated Sexual Offense | 6,555 | 13,100 | 7,333 | 6,333 | 6,555 | 13,100 | 7,333 | 6,333 |
| Aggravated Sexual Offense | 6,666 | 13,322 | 7,444 | 6,444 | 6,666 | 13,322 | 7,444 | 6,444 |
| Aggravated Sexual Offense | 6,777 | 13,544 | 7,555 | 6,555 | 6,777 | 13,544 | 7,555 | 6,555 |
| Aggravated Sexual Offense | 6,888 | 13,766 | 7,666 | 6,666 | 6,888 | 13,766 | 7,666 | 6,666 |
| Aggravated Sexual Offense | 6,999 | 13,988 | 7,777 | 6,777 | 6,999 | 13,988 | 7,777 | 6,777 |
| Aggravated Sexual Offense | 7,111 | 14,210 | 7,888 | 6,888 | 7,111 | 14,210 | 7,888 | 6,888 |
| Aggravated Sexual Offense | 7,222 | 14,432 | 7,999 | 6,999 | 7,222 | 14,432 | 7,999 | 6,999 |
| Aggravated Sexual Offense | 7,333 | 14,654 | 8,111 | 7,111 | 7,333 | 14,654 | 8,111 | 7,111 |
| Aggravated Sexual Offense | 7,444 | 14,876 | 8,222 | 7,222 | 7,444 | 14,876 | 8,222 | 7,222 |
| Aggravated Sexual Offense | 7,555 | 15,098 | 8,333 | 7,333 | 7,555 | 15,098 | 8,333 | 7,333 |
| Aggravated Sexual Offense | 7,666 | 15,320 | 8,444 | 7,444 | 7,666 | 15,320 | 8,444 | 7,444 |
| Aggravated Sexual Offense | 7,777 | 15,542 | 8,555 | 7,555 | 7,777 | 15,542 | 8,555 | 7,555 |
| Aggravated Sexual Offense | 7,888 | 15,764 | 8,666 | 7,666 | 7,888 | 15,764 | 8,666 | 7,666 |
| Aggravated Sexual Offense | 7,999 | 15,986 | 8,777 | 7,777 | 7,999 | 15,986 | 8,777 | 7,777 |
| Aggravated Sexual Offense | 8,111 | 16,208 | 8,888 | 7,888 | 8,111 | 16,208 | 8,888 | 7,888 |
| Aggravated Sexual Offense | 8,222 | 16,430 | 8,999 | 7,999 | 8,222 | 16,430 | 8,999 | 7,999 |
| Aggravated Sexual Offense | 8,333 | 16,652 | 9,111 | 8,111 | 8,333 | 16,652 | 9,111 | 8,111 |
| Aggravated Sexual Offense | 8,444 | 16,874 | 9,222 | 8,222 | 8,444 | 16,874 | 9,222 | 8,222 |
| Aggravated Sexual Offense | 8,555 | 17,096 | 9,333 | 8,333 | 8,555 | 17,096 | 9,333 | 8,333 |
| Aggravated Sexual Offense | 8,666 | 17,318 | 9,444 | 8,444 | 8,666 | 17,318 | 9,444 | 8,444 |
| Aggravated Sexual Offense | 8,777 | 17,540 | 9,555 | 8,555 | 8,777 | 17,540 | 9,555 | 8,555 |
| Aggravated Sexual Offense | 8,888 | 17,762 | 9,666 | 8,666 | 8,888 | 17,762 | 9,666 | 8,666 |
| Aggravated Sexual Offense | 8,999 | 17,984 | 9,777 | 8,777 | 8,999 | 17,984 | 9,777 | 8,777 |
| Aggravated Sexual Offense | 9,111 | 18,206 | 9,888 | 8,888 | 9,111 | 18,206 | 9,888 | 8,888 |
| Aggravated Sexual Offense | 9,222 | 18,428 | 9,999 | 8,999 | 9,222 | 18,428 | 9,999 | 8,999 |
| Aggravated Sexual Offense | 9,333 | 18,650 | 10,111 | 9,111 | 9,333 | 18,650 | 10,111 | 9,111 |
| Aggravated Sexual Offense | 9,444 | 18,872 | 10,222 | 9,222 | 9,444 | 18,872 | 10,222 | 9,222 |
| Aggravated Sexual Offense | 9,555 | 19,094 | 10,333 | 9,333 | 9,555 | 19,094 | 10,333 | 9,333 |
| Aggravated Sexual Offense | 9,666 | 19,316 | 10,444 | 9,444 | 9,666 | 19,316 | 10,444 | 9,444 |
| Aggravated Sexual Offense | 9,777 | 19,538 | 10,555 | 9,555 | 9,777 | 19,538 | 10,555 | 9,555 |
| Aggravated Sexual Offense | 9,888 | 19,760 | 10,666 | 9,666 | 9,888 | 19,760 | 10,666 | 9,666 |
| Aggravated Sexual Offense | 9,999 | 19,982 | 10,777 | 9,777 | 9,999 | 19,982 | 10,777 | 9,777 |
| Aggravated Sexual Offense | 10,111 | 20,204 | 10,888 | 9,888 | 10,111 | 20,204 | 10,888 | 9,888 |
| Aggravated Sexual Offense | 10,222 | 20,426 | 10,999 | 9,999 | 10,222 | 20,426 | 10,999 | 9,999 |
| Aggravated Sexual Offense | 10,333 | 20,648 | 11,111 | 10,111 | 10,333 | 20,648 | 11,111 | 10,111 |
| Aggravated Sexual Offense | 10,444 | 20,870 | 11,222 | 10,222 | 10,444 | 20,870 | 11,222 | 10,222 |
| Aggravated Sexual Offense | 10,555 | 21,092 | 11,333 | 10,333 | 10,555 | 21,092 | 11,333 | 10,333 |
| Aggravated Sexual Offense | 10,666 | 21,314 | 11,444 | 10,444 | 10,666 | 21,314 | 11,444 | 10,444 |
| Aggravated Sexual Offense | 10,777 | 21,536 | 11,555 | 10,555 | 10,777 | 21,536 | 11,555 | 10,555 |
| Aggravated Sexual Offense | 10,888 | 21,758 | 11,666 | 10,666 | 10,888 | 21,758 | 11,666 | 10,666 |
| Aggravated Sexual Offense | 10,999 | 21,980 | 11,777 | 10,777 | 10,999 | 21,980 | 11,777 | 10,777 |
| Aggravated Sexual Offense | 11,111 | 22,202 | 11,888 | 10,888 | 11,111 | 22,202 | 11,888 | 10,888 |
| Aggravated Sexual Offense | 11,222 | 22,424 | 11,999 | 10,999 | 11,222 | 22,424 | 11,999 | 10,999 |
| Aggravated Sexual Offense | 11,333 | 22,646 | 12,111 | 11,111 | 11,333 | 22,646 | 12,111 | 11,111 |
| Aggravated Sexual Offense | 11,444 | 22,868 | 12,222 | 11,222 | 11,444 | 22,868 | 12,222 | 11,222 |
| Aggravated Sexual Offense | 11,555 | 23,090 | 12,333 | 11,333 | 11,555 | 23,090 | 12,333 | 11,333 |
| Aggravated Sexual Offense | 11,666 | 23,312 | 12,444 | 11,444 | 11,666 | 23,312 | 12,444 | 11,444 |
| Aggravated Sexual Offense | 11,777 | 23,534 | 12,555</ | | | | | |

JUVENILE ARRESTS BY OFFENSE, RACE & ETHNIC ORIGIN - 1999

| OFFENSE CLASSIFICATION | NUMBER OF ARRESTS | DIST. | WHITE | BLACK | INDIAN | ASIAN | HISPANIC | NON HISPANIC |
|-------------------------------------|-------------------|----------------|---------------|--------------|--------------|------------|---------------|---------------|
| PART I | | | | | | | | |
| Murder/Nonneg. Manslaughter | 26 | 0.04% | 22 | 3 | 1 | -- | 12 | 14 |
| Forcible Rape | 32 | 0.05% | 28 | 4 | -- | -- | 6 | 26 |
| Robbery | 299 | 0.51% | 239 | 50 | 10 | -- | 159 | 140 |
| Aggravated Assault | 1,372 | 2.34% | 1,137 | 142 | 88 | 5 | 417 | 955 |
| Burglary | 1,887 | 3.22% | 1,649 | 159 | 64 | 15 | 736 | 1,151 |
| Larceny-Theft | 9,596 | 16.35% | 8,062 | 888 | 587 | 59 | 2,875 | 6,721 |
| Motor Vehicle Theft | 1,130 | 1.93% | 984 | 91 | 48 | 7 | 512 | 618 |
| Arson | 173 | 0.29% | 152 | 16 | 4 | 1 | 44 | 129 |
| PART I SUBTOTAL | 14,515 | 24.73% | 12,273 | 1,353 | 802 | 87 | 4,761 | 9,754 |
| PART II | | | | | | | | |
| Manslaughter by Negligence | 6 | 0.01% | 5 | -- | 1 | -- | 3 | 3 |
| Other Assaults - Simple | 4,769 | 8.13% | 4,082 | 451 | 215 | 21 | 1,537 | 3,232 |
| Forgery and Counterfeiting | 119 | 0.20% | 99 | 19 | -- | 1 | 44 | 75 |
| Fraud | 118 | 0.20% | 99 | 13 | 3 | 3 | 28 | 90 |
| Embezzlement | 21 | 0.04% | 19 | 1 | -- | 1 | 7 | 14 |
| Stolen Property | 288 | 0.49% | 238 | 29 | 18 | 3 | 108 | 180 |
| Vandalism | 2,810 | 4.79% | 2,495 | 168 | 129 | 18 | 930 | 1,880 |
| Weapons: Carrying, Possessing, Etc. | 561 | 0.95% | 495 | 46 | 19 | 1 | 261 | 300 |
| Prostitution and Comm. Vice | 27 | 0.05% | 15 | 11 | 1 | -- | 6 | 21 |
| Sex Offenses | 310 | 0.53% | 270 | 26 | 14 | -- | 88 | 222 |
| DRUGS, SALE OR MFG. | | | | | | | | |
| Opium, Cocaine, Derivatives | 175 | 0.30% | 156 | 12 | 7 | -- | 96 | 79 |
| Marijuana | 254 | 0.43% | 223 | 12 | 19 | -- | 91 | 163 |
| Synthetic Narcotics | 57 | 0.10% | 50 | 5 | 2 | -- | 14 | 43 |
| Other Dangerous Nonnarcotics | 100 | 0.17% | 86 | 9 | 4 | 1 | 37 | 63 |
| DRUGS, POSSESSION | | | | | | | | |
| Opium, Cocaine, Derivatives | 200 | 0.34% | 174 | 15 | 8 | 3 | 100 | 100 |
| Marijuana | 3,460 | 5.89% | 3,026 | 209 | 208 | 17 | 1,181 | 2,279 |
| Synthetic Narcotics | 203 | 0.34% | 186 | 9 | 7 | 1 | 59 | 144 |
| Other Dangerous Nonnarcotics | 644 | 1.10% | 583 | 36 | 22 | 3 | 236 | 408 |
| All Gambling | 10 | 0.02% | 10 | -- | -- | -- | 8 | 2 |
| Offenses Against Family Children | 266 | 0.45% | 245 | 7 | 12 | 2 | 39 | 227 |
| Driving Under the Influence | 503 | 0.86% | 460 | 11 | 28 | 4 | 172 | 331 |
| Liquor Law Violations | 6,232 | 10.62% | 5,510 | 139 | 560 | 23 | 1,600 | 4,632 |
| Disorderly Conduct | 3,699 | 6.30% | 3,230 | 303 | 146 | 20 | 1,249 | 2,450 |
| Vagrancy | 33 | 0.06% | 16 | -- | 17 | -- | 3 | 30 |
| All Other, Except Traffic | 7,621 | 12.98% | 6,774 | 429 | 380 | 38 | 2,208 | 5,413 |
| Curfew Loitering (Juveniles) | 5,939 | 10.12% | 5,447 | 340 | 125 | 27 | 2,691 | 3,248 |
| Runaways (Juveniles) | 5,748 | 9.80% | 5,193 | 341 | 181 | 33 | 1,507 | 4,241 |
| PART II SUBTOTAL | 44,173 | 75.27% | 39,186 | 2,641 | 2,126 | 220 | 14,303 | 29,870 |
| TOTAL | 58,688 | 100.00% | 51,459 | 3,994 | 2,928 | 307 | 19,064 | 39,624 |

ADULT ARRESTS BY OFFENSE, RACE & ETHNIC ORIGIN - 1999

| OFFENSE CLASSIFICATION | NUMBER OF ARRESTS | DIST. | WHITE | BLACK | INDIAN | ASIAN | HISPANIC | NON HISPANIC |
|-------------------------------------|-------------------|----------------|----------------|---------------|---------------|--------------|---------------|----------------|
| PART I | | | | | | | | |
| Murder/Nonneg. Manslaughter | 218 | 0.10% | 173 | 34 | 8 | 3 | 84 | 134 |
| Forcible Rape | 147 | 0.06% | 116 | 19 | 12 | | 59 | 88 |
| Robbery | 1,096 | 0.49% | 808 | 244 | 42 | 2 | 431 | 685 |
| Aggravated Assault | 4,879 | 2.18% | 3,985 | 525 | 339 | 30 | 1,577 | 3,302 |
| Burglary | 2,861 | 1.28% | 2,413 | 314 | 111 | 23 | 971 | 1,890 |
| Larceny-Theft | 23,390 | 10.44% | 18,902 | 2,686 | 1,657 | 145 | 7,164 | 16,226 |
| Motor Vehicle Theft | 2,334 | 1.04% | 1,949 | 315 | 68 | 2 | 930 | 1,404 |
| Arson | 105 | 0.05% | 86 | 11 | 8 | | 18 | 87 |
| PART I SUBTOTAL | 35,030 | 15.64% | 28,432 | 4,148 | 2,245 | 205 | 11,234 | 23,796 |
| PART II | | | | | | | | |
| Manslaughter by Negligence | 34 | 0.01% | 33 | 1 | | | 14 | 20 |
| Other Assaults - Simple | 22,016 | 9.83% | 17,862 | 2,267 | 1,760 | 127 | 6,739 | 15,277 |
| Forgery and Counterfeiting | 1,595 | 0.71% | 1,379 | 188 | 20 | 8 | 564 | 1,031 |
| Fraud | 1,804 | 0.81% | 1,499 | 235 | 59 | 11 | 342 | 1,462 |
| Embezzlement | 173 | 0.08% | 155 | 17 | 1 | | 36 | 137 |
| Stolen Property | 1,216 | 0.54% | 1,059 | 125 | 26 | 6 | 413 | 803 |
| Vandalism | 5,860 | 2.62% | 4,876 | 546 | 407 | 31 | 1,536 | 4,324 |
| Weapons: Carrying, Possessing, Etc. | 2,412 | 1.08% | 2,057 | 316 | 29 | 10 | 1,072 | 1,340 |
| Prostitution and Comm. Vice | 2,259 | 1.01% | 1,681 | 483 | 69 | 26 | 483 | 1,776 |
| Sex Offenses | 1,908 | 0.85% | 1,579 | 109 | 209 | 11 | 454 | 1,454 |
| DRUGS, SALE OR MFG. | | | | | | | | |
| Opium, Cocaine, Derivatives | 1,613 | 0.72% | 1,323 | 265 | 23 | 2 | 964 | 649 |
| Marijuana | 896 | 0.40% | 786 | 72 | 36 | 2 | 323 | 573 |
| Synthetic Narcotics | 521 | 0.23% | 398 | 118 | 4 | 1 | 112 | 409 |
| Other Dangerous Nonnarcotics | 1,440 | 0.64% | 1,371 | 51 | 14 | 4 | 273 | 1,167 |
| DRUGS, POSSESSION | | | | | | | | |
| Opium, Cocaine, Derivatives | 3,881 | 1.73% | 3,119 | 656 | 98 | 8 | 1,740 | 2,141 |
| Marijuana | 10,059 | 4.49% | 8,723 | 858 | 439 | 39 | 2,927 | 7,132 |
| Synthetic Narcotics | 2,113 | 0.94% | 1,847 | 234 | 27 | 5 | 529 | 1,884 |
| Other Dangerous Nonnarcotics | 3,331 | 1.49% | 2,666 | 583 | 74 | 8 | 687 | 2,644 |
| All Gambling | 24 | 0.01% | 18 | 5 | 1 | | 5 | 19 |
| Offenses Against Family/Children | 1,830 | 0.82% | 1,567 | 83 | 172 | 8 | 369 | 1,461 |
| Driving Under the Influence | 32,292 | 14.42% | 28,816 | 869 | 2,428 | 179 | 10,438 | 21,854 |
| Liquor Law Violations | 19,781 | 8.83% | 16,364 | 864 | 2,475 | 78 | 4,605 | 15,176 |
| Disorderly Conduct | 14,446 | 6.45% | 11,601 | 1,254 | 1,515 | 76 | 3,588 | 10,858 |
| Vagrancy | 892 | 0.40% | 480 | 112 | 300 | | 70 | 822 |
| All Other, Except Traffic | 56,553 | 25.25% | 46,106 | 5,475 | 4,746 | 226 | 15,868 | 40,685 |
| Curfew/Loitering (Juveniles) | | | | | | | | |
| Runaways (Juveniles) | | | | | | | | |
| PART II SUBTOTAL | 188,949 | 84.36% | 157,365 | 15,786 | 14,932 | 866 | 54,151 | 134,798 |
| TOTAL | 223,979 | 100.00% | 185,797 | 19,934 | 17,177 | 1,071 | 65,385 | 158,594 |

TOTAL ARRESTS BY AGE - 1999

| OFFENSE CLASSIFICATION | UNDER 10 | 10-12 | 13-14 | 15 | 16 | 17 | TOTAL UNDER 18 | 18 | 19 | 20 | 21 |
|-------------------------------------|------------|--------------|---------------|---------------|---------------|---------------|----------------|---------------|---------------|---------------|--------------|
| PART I | | | | | | | | | | | |
| Murder/Nonneg. Manslaughter | -- | -- | 2 | 3 | 7 | 14 | 26 | 22 | 11 | 15 | 12 |
| Forcible Rape | 1 | 2 | 9 | 6 | 10 | 4 | 32 | 9 | 8 | 4 | 8 |
| Robbery | 1 | 11 | 55 | 56 | 70 | 106 | 299 | 121 | 105 | 76 | 76 |
| Aggravated Assault | 34 | 179 | 344 | 218 | 276 | 321 | 1,372 | 282 | 273 | 225 | 232 |
| Burglary | 43 | 287 | 506 | 353 | 358 | 340 | 1,887 | 372 | 282 | 180 | 147 |
| Larceny-Theft | 191 | 1,212 | 2,804 | 1,751 | 1,876 | 1,762 | 9,596 | 1,733 | 1,507 | 1,079 | 984 |
| Motor Vehicle Theft | 3 | 43 | 259 | 295 | 265 | 265 | 1,130 | 295 | 211 | 141 | 119 |
| Arson | 35 | 48 | 42 | 24 | 12 | 12 | 173 | 5 | 5 | 3 | 4 |
| PART I SUBTOTAL | 308 | 1,782 | 4,021 | 2,706 | 2,874 | 2,824 | 14,515 | 2,839 | 2,402 | 1,723 | 1,582 |
| PART II | | | | | | | | | | | |
| Manslaughter by Negligence | -- | -- | -- | 2 | -- | 4 | 6 | 2 | 3 | 1 | 2 |
| Other Assaults - Simple | 107 | 722 | 1,471 | 811 | 847 | 811 | 4,769 | 748 | 829 | 774 | 868 |
| Forgery and Counterfeiting | -- | -- | 12 | 17 | 32 | 58 | 119 | 73 | 75 | 92 | 102 |
| Fraud | 4 | 6 | 14 | 14 | 39 | 41 | 118 | 70 | 77 | 70 | 64 |
| Embezzlement | -- | 1 | -- | 2 | 10 | 8 | 21 | 12 | 20 | 10 | 9 |
| Stolen Property | 1 | 15 | 64 | 57 | 78 | 73 | 288 | 114 | 87 | 75 | 52 |
| Vandalism | 108 | 396 | 803 | 506 | 532 | 465 | 2,810 | 405 | 327 | 257 | 291 |
| Weapons: Carrying, Possessing, Etc. | 3 | 31 | 117 | 105 | 133 | 172 | 561 | 240 | 230 | 154 | 177 |
| Prostitution and Comm. Vice | -- | -- | 3 | 6 | 3 | 15 | 27 | 95 | 97 | 112 | 63 |
| Sex Offenses | 15 | 59 | 109 | 41 | 44 | 42 | 310 | 47 | 62 | 59 | 69 |
| DRUGS, SALE OR MFG. | | | | | | | | | | | |
| Opium, Cocaine, Derivatives | 1 | 5 | 37 | 30 | 45 | 57 | 175 | 82 | 73 | 74 | 76 |
| Marijuana | 1 | 11 | 55 | 50 | 67 | 70 | 254 | 86 | 88 | 60 | 43 |
| Synthetic Narcotics | -- | 3 | 13 | 8 | 16 | 17 | 57 | 19 | 26 | 18 | 18 |
| Other Dangerous Nonnarcotics | -- | 8 | 29 | 19 | 22 | 22 | 100 | 27 | 41 | 38 | 51 |
| DRUGS, POSSESSION | | | | | | | | | | | |
| Opium, Cocaine, Derivatives | -- | 7 | 38 | 37 | 49 | 69 | 200 | 149 | 152 | 147 | 131 |
| Marijuana | 8 | 106 | 717 | 691 | 904 | 1,034 | 3,460 | 1,253 | 1,070 | 851 | 701 |
| Synthetic Narcotics | 2 | 2 | 37 | 43 | 55 | 64 | 203 | 72 | 74 | 80 | 52 |
| Other Dangerous Nonnarcotics | 1 | 47 | 165 | 128 | 166 | 137 | 644 | 196 | 191 | 147 | 112 |
| Other Offenses | | | | | | | | | | | |
| All Gambling | -- | -- | 2 | 4 | 2 | 2 | 10 | 1 | -- | 5 | 1 |
| Offenses Against Family: Children | 6 | 26 | 65 | 49 | 66 | 54 | 266 | 65 | 58 | 54 | 73 |
| Driving Under the Influence | 1 | 2 | 22 | 26 | 118 | 334 | 503 | 724 | 1,011 | 1,015 | 1,414 |
| Liquor Law Violations | 16 | 81 | 714 | 935 | 1,837 | 2,649 | 6,232 | 3,871 | 3,809 | 2,927 | 526 |
| Disorderly Conduct | 62 | 442 | 1,074 | 673 | 749 | 699 | 3,699 | 752 | 652 | 528 | 670 |
| Vagrancy | -- | 3 | 3 | 5 | 10 | 12 | 33 | 22 | 22 | 22 | 20 |
| All Other, Except Traffic | 118 | 661 | 1,974 | 1,473 | 1,721 | 1,674 | 7,621 | 2,488 | 2,972 | 2,647 | 2,559 |
| Curfew: Loitering (Juvenile) | 26 | 280 | 1,517 | 1,399 | 1,461 | 1,256 | 5,939 | -- | -- | -- | -- |
| Runaways (Juvenile) | 25 | 396 | 1,832 | 1,294 | 1,402 | 799 | 5,748 | -- | -- | -- | -- |
| PART II SUBTOTAL | 505 | 3,310 | 10,887 | 8,425 | 10,408 | 10,638 | 44,173 | 11,613 | 12,046 | 10,217 | 8,143 |
| TOTAL | 813 | 5,092 | 14,908 | 11,131 | 13,282 | 13,462 | 58,688 | 14,452 | 14,448 | 11,940 | 9,725 |

TOTAL ARRESTS BY AGE (CONT.) - 1999

| 22 | 23 | 24 | 25-29 | 30-34 | 35-39 | 40-44 | 45-49 | 50-54 | 55-59 | 60-64 | 65 AND OVER | TOTAL OVER 18 | TOTAL ALL AGES |
|-------|-------|-------|--------|--------|--------|--------|--------|-------|-------|-------|-------------|---------------|----------------|
| 9 | 15 | 12 | 37 | 27 | 15 | 15 | 14 | 10 | 2 | -- | 2 | 218 | 244 |
| 6 | 6 | 6 | 34 | 23 | 18 | 16 | 2 | 5 | 1 | 1 | -- | 147 | 179 |
| 71 | 55 | 46 | 210 | 126 | 96 | 62 | 36 | 10 | 2 | 1 | 3 | 1,096 | 1,395 |
| 195 | 223 | 194 | 782 | 737 | 669 | 507 | 291 | 123 | 70 | 35 | 41 | 4,879 | 6,251 |
| 134 | 106 | 93 | 427 | 389 | 330 | 244 | 97 | 34 | 12 | 6 | 8 | 2,861 | 4,748 |
| 897 | 770 | 699 | 3,414 | 3,516 | 3,407 | 2,485 | 1,445 | 694 | 347 | 150 | 263 | 23,390 | 32,986 |
| 134 | 91 | 88 | 397 | 365 | 260 | 160 | 47 | 17 | 7 | -- | 2 | 2,334 | 3,464 |
| 5 | 4 | 2 | 15 | 23 | 12 | 11 | 6 | 4 | 5 | 1 | -- | 105 | 278 |
| 1,451 | 1,270 | 1,140 | 5,316 | 5,206 | 4,807 | 3,500 | 1,938 | 897 | 446 | 194 | 319 | 35,030 | 49,545 |
| -- | 1 | 3 | 7 | 5 | 5 | 3 | 1 | -- | -- | -- | 1 | 34 | 40 |
| 877 | 795 | 848 | 4,023 | 3,810 | 3,523 | 2,435 | 1,326 | 604 | 251 | 146 | 159 | 22,016 | 26,785 |
| 92 | 59 | 79 | 348 | 260 | 203 | 111 | 53 | 26 | 13 | 3 | 6 | 1,595 | 1,714 |
| 68 | 64 | 63 | 311 | 298 | 305 | 189 | 113 | 53 | 32 | 12 | 15 | 1,804 | 1,922 |
| 8 | 7 | 6 | 24 | 27 | 24 | 17 | 6 | 2 | 1 | 1 | -- | 173 | 194 |
| 58 | 51 | 60 | 213 | 195 | 148 | 89 | 45 | 17 | 9 | 1 | 2 | 1,216 | 1,504 |
| 245 | 278 | 231 | 1,027 | 886 | 856 | 533 | 283 | 120 | 64 | 26 | 31 | 5,860 | 8,670 |
| 152 | 107 | 123 | 419 | 272 | 239 | 155 | 61 | 47 | 19 | 6 | 11 | 2,412 | 2,973 |
| 80 | 66 | 41 | 390 | 413 | 410 | 284 | 108 | 47 | 19 | 15 | 19 | 2,259 | 2,286 |
| 49 | 66 | 60 | 257 | 268 | 288 | 224 | 207 | 120 | 63 | 25 | 44 | 1,908 | 2,218 |
| 100 | 82 | 92 | 300 | 267 | 203 | 144 | 79 | 25 | 11 | 2 | 3 | 1,613 | 1,788 |
| 37 | 47 | 39 | 169 | 114 | 93 | 57 | 28 | 26 | 2 | 6 | 1 | 896 | 1,150 |
| 18 | 23 | 17 | 93 | 100 | 83 | 63 | 25 | 14 | 3 | 1 | -- | 521 | 578 |
| 35 | 45 | 47 | 306 | 271 | 276 | 182 | 70 | 30 | 5 | 6 | 10 | 1,440 | 1,540 |
| 122 | 125 | 121 | 658 | 671 | 700 | 483 | 277 | 94 | 37 | 10 | 4 | 3,881 | 4,081 |
| 590 | 452 | 402 | 1,517 | 1,086 | 938 | 611 | 348 | 163 | 50 | 17 | 10 | 10,059 | 13,519 |
| 58 | 68 | 48 | 397 | 403 | 391 | 284 | 116 | 52 | 12 | 2 | 4 | 2,113 | 2,316 |
| 116 | 95 | 117 | 471 | 585 | 574 | 427 | 194 | 70 | 23 | 6 | 7 | 3,331 | 3,975 |
| -- | 1 | 1 | -- | 6 | 4 | 2 | 1 | -- | 1 | 1 | -- | 24 | 34 |
| 58 | 64 | 67 | 309 | 316 | 299 | 222 | 118 | 61 | 26 | 15 | 25 | 1,830 | 2,096 |
| 1,350 | 1,271 | 1,280 | 5,787 | 4,821 | 4,606 | 3,587 | 2,405 | 1,431 | 781 | 369 | 440 | 32,292 | 32,795 |
| 449 | 343 | 278 | 1,143 | 1,164 | 1,473 | 1,386 | 1,106 | 607 | 355 | 161 | 183 | 19,781 | 26,013 |
| 619 | 578 | 532 | 2,126 | 2,062 | 2,183 | 1,675 | 1,046 | 499 | 266 | 120 | 138 | 14,446 | 18,145 |
| 22 | 20 | 18 | 60 | 98 | 163 | 196 | 114 | 50 | 35 | 19 | 11 | 892 | 925 |
| 2,424 | 2,212 | 2,128 | 9,335 | 8,788 | 8,284 | 6,018 | 3,364 | 1,734 | 793 | 355 | 452 | 56,553 | 64,174 |
| -- | -- | -- | -- | -- | -- | -- | -- | -- | -- | -- | -- | -- | 5,939 |
| -- | -- | -- | -- | -- | -- | -- | -- | -- | -- | -- | -- | -- | 5,748 |
| 7,627 | 6,920 | 6,701 | 29,690 | 27,186 | 26,271 | 19,377 | 11,494 | 5,260 | 2,871 | 1,325 | 1,576 | 189,949 | 233,122 |
| 9,078 | 8,190 | 7,841 | 35,006 | 32,392 | 31,078 | 22,877 | 13,432 | 6,789 | 3,317 | 1,519 | 1,895 | 223,979 | 282,667 |

JUVENILE MALE ARRESTS - 1999

| OFFENSE CLASSIFICATION | AGE | | | | | | TOTAL ARRESTS |
|-------------------------------------|------------|--------------|--------------|--------------|--------------|---------------|---------------|
| | UNDER 10 | 10-12 | 13-14 | 15 | 16 | 17 | |
| PART I | | | | | | | |
| Murder-Nonneg. Manslaughter | -- | -- | 2 | 3 | 7 | 12 | 24 |
| Forcible Rape | 1 | 2 | 9 | 6 | 10 | 4 | 32 |
| Robbery | 1 | 10 | 49 | 47 | 65 | 101 | 273 |
| Aggravated Assault | 27 | 154 | 260 | 171 | 226 | 263 | 1,101 |
| Burglary | 39 | 251 | 460 | 323 | 342 | 321 | 1,735 |
| Larceny-Theft | 149 | 781 | 1,728 | 1,175 | 1,224 | 1,217 | 6,274 |
| Motor Vehicle Theft | 3 | 37 | 198 | 236 | 226 | 237 | 937 |
| Arson | 33 | 41 | 34 | 21 | 11 | 12 | 152 |
| PART I SUBTOTAL | 252 | 1,276 | 2,740 | 1,982 | 2,111 | 2,167 | 10,528 |
| PART II | | | | | | | |
| Manslaughter by Negligence | -- | -- | -- | 2 | -- | 4 | 6 |
| Other Assaults - Simple | 89 | 526 | 937 | 536 | 581 | 594 | 3,263 |
| Forgery and Counterfeiting | -- | -- | 11 | 13 | 23 | 39 | 86 |
| Fraud | 3 | 5 | 10 | 9 | 31 | 27 | 85 |
| Embezzlement | -- | 1 | -- | 2 | 7 | 4 | 14 |
| Stolen Property | -- | 15 | 51 | 50 | 65 | 67 | 248 |
| Vandalism | 98 | 348 | 661 | 416 | 458 | 388 | 2,369 |
| Weapons: Carrying, Possessing, Etc. | 3 | 29 | 97 | 98 | 128 | 164 | 519 |
| Prostitution and Comm. Vice | -- | -- | -- | 1 | -- | 5 | 6 |
| Sex Offenses | 14 | 53 | 99 | 41 | 41 | 39 | 287 |
| DRUGS, SALE OR MFG | | | | | | | |
| Opium, Cocaine, Derivatives | 1 | 5 | 26 | 26 | 39 | 46 | 143 |
| Marijuana | 1 | 8 | 44 | 35 | 59 | 59 | 206 |
| Synthetic Narcotics | -- | 3 | 11 | 8 | 12 | 10 | 44 |
| Other Dangerous Nonnarcotics | -- | 6 | 21 | 18 | 16 | 17 | 78 |
| DRUGS, POSSESSION | | | | | | | |
| Opium, Cocaine, Derivatives | -- | 6 | 27 | 34 | 38 | 62 | 167 |
| Marijuana | 6 | 68 | 558 | 573 | 749 | 863 | 2,817 |
| Synthetic Narcotics | 2 | 2 | 23 | 39 | 47 | 57 | 170 |
| Other Dangerous Nonnarcotics | 1 | 35 | 124 | 101 | 129 | 110 | 500 |
| All Gambling | -- | -- | 1 | 4 | 1 | 2 | 8 |
| Offenses Against Family Children | 4 | 19 | 37 | 31 | 42 | 37 | 170 |
| Driving Under the Influence | 1 | -- | 15 | 23 | 105 | 289 | 433 |
| Liquor Law Violations | 14 | 40 | 403 | 615 | 1,387 | 2,002 | 4,461 |
| Disorderly Conduct | 56 | 341 | 720 | 457 | 553 | 525 | 2,652 |
| Vagrancy | -- | 2 | 3 | 3 | 8 | 10 | 26 |
| All Other, Except Traffic | 104 | 497 | 1,235 | 1,000 | 1,256 | 1,278 | 5,370 |
| Curfew Loitering | 20 | 162 | 874 | 875 | 974 | 881 | 3,786 |
| Runaways | 19 | 183 | 596 | 512 | 609 | 389 | 2,308 |
| PART II SUBTOTAL | 436 | 2,354 | 6,584 | 5,522 | 7,358 | 7,968 | 30,222 |
| TOTAL | 688 | 3,630 | 9,324 | 7,504 | 9,469 | 10,135 | 40,750 |

ADULT MALE ARRESTS - 1999

| OFFENSE CLASSIFICATION | AGE | | | | | | |
|-------------------------------------|---------------|---------------|--------------|--------------|--------------|--------------|--------------|
| | 18 | 19 | 20 | 21 | 22 | 23 | 24 |
| PART I | | | | | | | |
| Murder Nonneg. Manslaughter | 20 | 11 | 15 | 12 | 9 | 11 | 11 |
| Forcible Rape | 9 | 8 | 4 | 8 | 6 | 6 | 6 |
| Robbery | 117 | 98 | 68 | 72 | 65 | 48 | 44 |
| Aggravated Assault | 247 | 238 | 191 | 204 | 172 | 189 | 163 |
| Burglary | 349 | 260 | 168 | 139 | 124 | 97 | 87 |
| Larceny-Theft | 1,235 | 1,057 | 724 | 692 | 619 | 534 | 492 |
| Motor Vehicle Theft | 252 | 182 | 120 | 101 | 105 | 78 | 77 |
| Arson | 5 | 5 | 3 | 3 | 5 | 4 | 1 |
| PART I SUBTOTAL | 2,234 | 1,859 | 1,293 | 1,231 | 1,105 | 967 | 881 |
| PART II | | | | | | | |
| Manslaughter by Negligence | 1 | 3 | 1 | 2 | - | 1 | 2 |
| Other Assaults - Simple | 555 | 590 | 583 | 676 | 679 | 636 | 678 |
| Forgery and Counterfeiting | 52 | 60 | 67 | 77 | 68 | 43 | 52 |
| Fraud | 49 | 44 | 44 | 42 | 35 | 41 | 35 |
| Embezzlement | 8 | 18 | 5 | 5 | 3 | 4 | 1 |
| Stolen Property | 99 | 82 | 67 | 48 | 52 | 42 | 53 |
| Vandalism | 345 | 274 | 206 | 248 | 200 | 230 | 202 |
| Weapons: Carrying, Possessing, Etc. | 237 | 221 | 144 | 166 | 133 | 101 | 115 |
| Prostitution and Comm. Vice | 7 | 12 | 14 | 11 | 29 | 14 | 16 |
| Sex Offenses | 43 | 54 | 54 | 63 | 44 | 57 | 55 |
| DRUGS, SALE OR MFG. | | | | | | | |
| Opium, Cocaine, Derivatives | 74 | 67 | 68 | 68 | 99 | 75 | 83 |
| Marijuana | 75 | 79 | 49 | 37 | 31 | 42 | 30 |
| Synthetic Narcotics | 18 | 24 | 14 | 14 | 12 | 18 | 14 |
| Other Dangerous Nonnarcotics | 19 | 28 | 28 | 37 | 22 | 36 | 29 |
| DRUGS, POSSESSION | | | | | | | |
| Opium, Cocaine, Derivatives | 124 | 126 | 121 | 114 | 99 | 108 | 107 |
| Marijuana | 1,098 | 924 | 745 | 601 | 498 | 387 | 347 |
| Synthetic Narcotics | 57 | 60 | 70 | 39 | 50 | 53 | 37 |
| Other Dangerous Nonnarcotics | 167 | 159 | 110 | 91 | 92 | 78 | 97 |
| All Gambling | 1 | -- | 3 | 1 | -- | 1 | 1 |
| Offenses Against Family Children | 50 | 39 | 40 | 50 | 44 | 40 | 36 |
| Driving Under the Influence | 632 | 867 | 895 | 1,203 | 1,194 | 1,121 | 1,131 |
| Liquor Law Violations | 3,094 | 3,027 | 2,399 | 455 | 383 | 293 | 240 |
| Disorderly Conduct | 573 | 516 | 403 | 548 | 512 | 471 | 431 |
| Vagrancy | 19 | 17 | 14 | 17 | 20 | 16 | 16 |
| All Other, Except Traffic | 2,020 | 2,441 | 2,199 | 2,113 | 1,985 | 1,815 | 1,740 |
| PART II SUBTOTAL | 9,417 | 9,732 | 8,343 | 6,726 | 6,274 | 5,723 | 5,548 |
| TOTAL | 11,651 | 11,591 | 9,636 | 7,957 | 7,379 | 6,690 | 6,429 |

ADULT FEMALE ARRESTS - 1999

| OFFENSE CLASSIFICATION | AGE | | | | | | |
|-------------------------------------|--------------|--------------|--------------|--------------|--------------|--------------|--------------|
| | 18 | 19 | 20 | 21 | 22 | 23 | 24 |
| PART I | | | | | | | |
| Murder-Nonneg. Manslaughter | 2 | - | - | - | - | 4 | 1 |
| Forcible Rape | - | - | - | - | - | - | - |
| Robbery | 4 | 7 | 8 | 4 | 6 | 7 | 2 |
| Aggravated Assault | 35 | 35 | 34 | 28 | 23 | 34 | 31 |
| Burglary | 23 | 22 | 12 | 8 | 10 | 9 | 6 |
| Larceny-Theft | 498 | 450 | 355 | 292 | 278 | 236 | 207 |
| Motor Vehicle Theft | 43 | 29 | 21 | 18 | 29 | 13 | 11 |
| Arson | - | - | - | 1 | - | - | 1 |
| PART I SUBTOTAL | 605 | 543 | 430 | 351 | 346 | 303 | 259 |
| PART II | | | | | | | |
| Manslaughter by Negligence | 1 | - | - | - | - | - | 1 |
| Other Assaults - Simple | 193 | 239 | 191 | 192 | 198 | 159 | 170 |
| Forgery and Counterfeiting | 21 | 15 | 25 | 25 | 24 | 16 | 27 |
| Fraud | 21 | 33 | 26 | 22 | 33 | 23 | 28 |
| Embezzlement | 4 | 2 | 5 | 3 | 5 | 3 | 5 |
| Stolen Property | 15 | 5 | 8 | 4 | 6 | 9 | 7 |
| Vandalism | 60 | 53 | 51 | 43 | 45 | 48 | 29 |
| Weapons: Carrying, Possessing, Etc. | 3 | 9 | 10 | 11 | 19 | 6 | 8 |
| Prostitution and Comm. Vice | 88 | 85 | 98 | 52 | 51 | 52 | 25 |
| Sex Offenses | 4 | 8 | 5 | 6 | 5 | 9 | 5 |
| DRUGS, SALE OR MFG. | | | | | | | |
| Opium, Cocaine, Derivatives | 8 | 6 | 6 | 8 | 11 | 7 | 9 |
| Marijuana | 11 | 9 | 11 | 6 | 6 | 5 | 9 |
| Synthetic Narcotics | 1 | 2 | 4 | 4 | 6 | 5 | 3 |
| Other Dangerous Nonnarcotics | 8 | 13 | 10 | 14 | 13 | 9 | 18 |
| DRUGS, POSSESSION | | | | | | | |
| Opium, Cocaine, Derivatives | 25 | 26 | 26 | 17 | 23 | 17 | 14 |
| Marijuana | 155 | 146 | 106 | 100 | 92 | 65 | 55 |
| Synthetic Narcotics | 15 | 14 | 10 | 13 | 8 | 15 | 11 |
| Other Dangerous Nonnarcotics | 29 | 32 | 37 | 21 | 24 | 17 | 20 |
| All Gambling | - | - | 2 | - | - | - | - |
| Offenses Against Family Children | 15 | 19 | 14 | 23 | 14 | 24 | 31 |
| Driving Under the Influence | 92 | 144 | 120 | 211 | 156 | 150 | 149 |
| Liquor Law Violations | 777 | 782 | 528 | 71 | 66 | 50 | 38 |
| Disorderly Conduct | 179 | 136 | 125 | 122 | 107 | 107 | 101 |
| Vagrancy | 3 | 5 | 8 | 3 | 2 | 4 | 2 |
| All Other, Except Traffic | 468 | 531 | 448 | 446 | 439 | 397 | 388 |
| PART II SUBTOTAL | 2,196 | 2,314 | 1,874 | 1,417 | 1,353 | 1,197 | 1,153 |
| TOTAL | 2,801 | 2,857 | 2,304 | 1,768 | 1,699 | 1,500 | 1,412 |

ADULT FEMALE ARRESTS (CONT.) - 1999

| AGE | | | | | | | | | TOTAL |
|-------|-------|-------|-------|-------|-------|-------|-------|---------|---------|
| 25-29 | 30-34 | 35-39 | 40-44 | 45-49 | 50-54 | 55-59 | 60-64 | 65-Over | ARRESTS |
| 5 | 3 | 2 | 1 | 3 | 1 | 1 | -- | -- | 23 |
| -- | -- | -- | 1 | -- | -- | -- | -- | -- | 1 |
| 17 | 9 | 16 | 8 | 5 | 2 | -- | 1 | -- | 96 |
| 119 | 136 | 149 | 89 | 58 | 11 | 10 | 5 | 5 | 802 |
| 43 | 39 | 39 | 25 | 8 | 4 | -- | -- | -- | 248 |
| 1,159 | 1,056 | 989 | 651 | 343 | 208 | 95 | 54 | 106 | 6,977 |
| 65 | 59 | 41 | 19 | 4 | -- | 1 | -- | -- | 353 |
| 5 | 4 | 2 | 1 | 1 | -- | -- | -- | -- | 15 |
| 1,413 | 1,306 | 1,238 | 795 | 422 | 226 | 107 | 60 | 111 | 8,515 |
| 1 | -- | 3 | -- | -- | -- | -- | -- | -- | 6 |
| 779 | 776 | 717 | 490 | 258 | 101 | 43 | 18 | 27 | 4,551 |
| 94 | 95 | 73 | 37 | 13 | 10 | 1 | -- | 2 | 478 |
| 128 | 124 | 96 | 64 | 39 | 15 | 8 | 4 | 3 | 667 |
| 8 | 7 | 7 | 5 | -- | -- | 1 | -- | -- | 55 |
| 33 | 36 | 30 | 13 | 2 | -- | -- | -- | -- | 168 |
| 199 | 175 | 184 | 117 | 66 | 30 | 13 | 2 | 6 | 1,121 |
| 23 | 26 | 32 | 16 | 12 | 4 | 4 | -- | -- | 183 |
| 305 | 325 | 327 | 220 | 70 | 18 | 3 | -- | -- | 1,719 |
| 28 | 11 | 16 | 13 | 9 | 4 | 2 | 1 | -- | 126 |
| 41 | 49 | 42 | 32 | 17 | 5 | -- | -- | 1 | 242 |
| 26 | 25 | 22 | 7 | 3 | 4 | -- | 2 | -- | 146 |
| 25 | 20 | 22 | 27 | 3 | 5 | -- | -- | -- | 127 |
| 79 | 61 | 77 | 54 | 21 | 7 | 1 | 3 | 2 | 390 |
| 122 | 133 | 170 | 118 | 56 | 14 | 3 | -- | -- | 764 |
| 192 | 209 | 184 | 108 | 63 | 15 | 7 | 1 | 1 | 1,499 |
| 96 | 110 | 98 | 66 | 27 | 13 | -- | 1 | 1 | 498 |
| 141 | 218 | 188 | 136 | 42 | 8 | 5 | 2 | -- | 920 |
| -- | 1 | 4 | 1 | -- | -- | -- | -- | -- | 8 |
| 106 | 115 | 101 | 68 | 20 | 10 | 7 | 2 | 5 | 574 |
| 683 | 781 | 937 | 662 | 408 | 226 | 110 | 58 | 61 | 4,948 |
| 155 | 157 | 172 | 151 | 134 | 62 | 41 | 13 | 12 | 3,209 |
| 428 | 455 | 496 | 347 | 188 | 81 | 41 | 21 | 14 | 2,948 |
| 10 | 10 | 12 | 15 | 14 | -- | 1 | -- | 1 | 90 |
| 1,861 | 1,989 | 1,894 | 1,258 | 590 | 258 | 127 | 39 | 60 | 11,193 |
| 5,563 | 5,908 | 5,904 | 4,025 | 2,055 | 890 | 418 | 167 | 196 | 36,630 |
| 6,976 | 7,214 | 7,142 | 4,820 | 2,477 | 1,116 | 525 | 227 | 307 | 45,145 |

COUNTY ARREST DATA

APACHE COUNTY - TOTAL ARRESTS BY AGE - 1999

| OFFENSE CLASSIFICATION | UNDER 10 | 10-12 | 13-14 | 15 | 16 | 17 | TOTAL UNDER 18 | 18 | 19 | 20 | 21 |
|-------------------------------------|-----------|-----------|------------|-----------|-----------|-----------|----------------|-----------|-----------|-----------|-----------|
| PART I | | | | | | | | | | | |
| Murder/Nonneg. Manslaughter | -- | -- | -- | -- | -- | -- | -- | -- | -- | -- | -- |
| Forcible Rape | -- | -- | -- | -- | 1 | -- | 1 | -- | -- | -- | -- |
| Robbery | -- | -- | -- | -- | -- | -- | -- | 1 | -- | -- | -- |
| Aggravated Assault | -- | 1 | 1 | 2 | -- | 1 | 5 | 1 | 5 | -- | 2 |
| Burglary | 1 | 4 | 6 | 1 | 7 | 10 | 29 | 11 | 6 | 6 | 2 |
| Larceny-Theft | 6 | 9 | 11 | 6 | 7 | 10 | 49 | 4 | 1 | 2 | 1 |
| Motor Vehicle Theft | -- | -- | -- | 4 | 3 | -- | 7 | 1 | 1 | -- | -- |
| Arson | -- | -- | 2 | -- | -- | -- | 2 | -- | -- | -- | -- |
| PART I SUBTOTAL | 7 | 14 | 20 | 13 | 18 | 21 | 93 | 18 | 13 | 8 | 5 |
| PART II | | | | | | | | | | | |
| Manslaughter by Negligence | -- | -- | -- | -- | -- | -- | -- | -- | -- | -- | -- |
| Other Assaults - Simple | 1 | 3 | 12 | 4 | 2 | 2 | 24 | 7 | 2 | 3 | 3 |
| Forgery and Counterfeiting | -- | -- | -- | -- | 1 | -- | 1 | -- | -- | -- | -- |
| Fraud | -- | -- | -- | -- | -- | -- | -- | -- | -- | -- | -- |
| Embezzlement | -- | -- | -- | -- | -- | -- | -- | -- | -- | -- | -- |
| Stolen Property | -- | -- | -- | -- | -- | -- | -- | -- | -- | -- | -- |
| Vandalism | 2 | 2 | 6 | 1 | 1 | 1 | 13 | 1 | -- | -- | -- |
| Weapons: Carrying, Possessing, Etc. | 1 | -- | -- | -- | -- | -- | 1 | -- | -- | -- | -- |
| Prostitution and Comm. Vice | -- | -- | -- | -- | -- | -- | -- | -- | -- | -- | -- |
| Sex Offenses | -- | -- | -- | -- | -- | -- | -- | -- | -- | -- | 1 |
| DRUGS, SALE OR MFG. | | | | | | | | | | | |
| Opium, Cocaine, Derivatives | -- | -- | -- | -- | -- | -- | -- | -- | -- | -- | -- |
| Marijuana | -- | -- | -- | -- | -- | -- | -- | 1 | -- | -- | 1 |
| Synthetic Narcotics | -- | -- | -- | -- | -- | -- | -- | 2 | -- | -- | -- |
| Other Dangerous Nonnarcotics | -- | -- | -- | -- | -- | -- | -- | -- | -- | -- | -- |
| DRUGS, POSSESSION | | | | | | | | | | | |
| Opium, Cocaine, Derivatives | -- | -- | -- | -- | -- | -- | -- | -- | -- | -- | -- |
| Marijuana | -- | -- | 15 | 3 | 8 | 8 | 34 | 7 | 5 | 3 | 4 |
| Synthetic Narcotics | -- | -- | -- | 2 | -- | -- | 2 | -- | -- | 1 | -- |
| Other Dangerous Nonnarcotics | -- | -- | -- | -- | -- | -- | -- | -- | -- | 1 | -- |
| All Gambling | | | | | | | | | | | |
| Offenses Against Family/Children | -- | 1 | -- | -- | -- | -- | 1 | 2 | -- | 1 | 2 |
| Driving Under the Influence | -- | -- | -- | -- | -- | 1 | 1 | 2 | 1 | 2 | -- |
| Liquor Law Violations | -- | 2 | 7 | 13 | 8 | 18 | 48 | 15 | 17 | 5 | 1 |
| Disorderly Conduct | 3 | 5 | 8 | 8 | 11 | 4 | 39 | 6 | 2 | 1 | 5 |
| Vagrancy | -- | -- | -- | -- | -- | -- | -- | -- | -- | -- | -- |
| All Other, Except Traffic | 3 | 11 | 25 | 15 | 11 | 6 | 71 | 12 | 3 | 7 | 10 |
| Curfew/Loitering (Juvenile) | -- | 1 | 3 | -- | 2 | 1 | 7 | -- | -- | -- | -- |
| Runaways (Juvenile) | -- | 2 | 8 | 2 | 6 | 2 | 20 | -- | -- | -- | -- |
| PART II SUBTOTAL | 10 | 27 | 84 | 48 | 50 | 43 | 262 | 55 | 30 | 24 | 27 |
| TOTAL | 17 | 41 | 104 | 61 | 68 | 64 | 355 | 73 | 43 | 32 | 32 |

APACHE COUNTY - TOTAL ARRESTS BY AGE (CONT.) - 1999

| 22 | 23 | 24 | 25-29 | 30-34 | 35-39 | 40-44 | 45-49 | 50-54 | 55-59 | 60-64 | 65 AND OVER | TOTAL OVER 18 | TOTAL ALL AGES |
|----|----|----|-------|-------|-------|-------|-------|-------|-------|-------|-------------|---------------|----------------|
| -- | -- | -- | -- | -- | -- | -- | -- | -- | -- | -- | -- | -- | -- |
| -- | -- | -- | -- | -- | -- | -- | -- | -- | -- | -- | -- | -- | 1 |
| -- | -- | -- | -- | -- | -- | -- | -- | -- | -- | 1 | -- | 2 | 2 |
| 2 | 2 | 1 | 4 | 2 | 2 | 6 | 1 | -- | -- | 1 | -- | 29 | 34 |
| 2 | 6 | -- | -- | -- | 1 | 1 | -- | -- | -- | -- | -- | 35 | 64 |
| 1 | -- | 1 | 7 | 7 | 5 | 5 | 2 | 5 | -- | 1 | 2 | 44 | 93 |
| 1 | -- | -- | -- | 2 | -- | 1 | -- | 1 | -- | -- | -- | 7 | 14 |
| -- | -- | -- | -- | -- | -- | -- | -- | -- | 1 | -- | -- | 1 | 3 |
| 6 | 8 | 2 | 11 | 11 | 8 | 13 | 3 | 6 | 1 | 3 | 2 | 118 | 211 |
| -- | -- | -- | -- | -- | -- | -- | -- | -- | -- | -- | -- | -- | -- |
| 6 | 4 | 8 | 5 | 8 | 14 | 14 | 5 | 4 | 1 | 3 | 1 | 88 | 112 |
| -- | -- | -- | -- | -- | -- | -- | -- | -- | -- | -- | -- | -- | 1 |
| -- | -- | -- | -- | 2 | -- | 1 | -- | -- | -- | -- | -- | 3 | 3 |
| -- | -- | -- | -- | -- | -- | -- | -- | -- | -- | -- | -- | -- | -- |
| -- | -- | -- | -- | -- | 1 | -- | -- | -- | -- | -- | -- | 1 | 1 |
| -- | -- | -- | 1 | 1 | -- | 2 | 1 | -- | -- | -- | -- | 6 | 19 |
| -- | -- | -- | -- | -- | -- | -- | -- | -- | -- | -- | -- | -- | 1 |
| -- | -- | -- | -- | -- | -- | -- | -- | -- | -- | -- | -- | -- | -- |
| -- | 2 | 1 | 1 | 1 | -- | -- | -- | -- | 1 | -- | -- | 7 | 7 |
| -- | -- | -- | -- | -- | -- | -- | -- | -- | -- | -- | -- | -- | -- |
| -- | 1 | -- | -- | -- | -- | 1 | -- | 1 | -- | -- | -- | 5 | 5 |
| -- | 1 | -- | 2 | 1 | 1 | -- | -- | -- | 1 | 1 | -- | 9 | 9 |
| -- | -- | -- | -- | -- | -- | -- | -- | -- | -- | -- | -- | -- | -- |
| -- | -- | -- | -- | -- | -- | 2 | -- | -- | -- | -- | -- | 2 | 2 |
| 4 | 1 | 2 | 8 | 1 | 3 | 5 | 3 | 3 | -- | 1 | -- | 50 | 84 |
| 1 | 1 | -- | 4 | 3 | 3 | 2 | -- | 1 | -- | -- | -- | 16 | 18 |
| 1 | -- | -- | -- | 2 | 1 | -- | 1 | -- | -- | -- | -- | 6 | 6 |
| -- | -- | -- | -- | -- | -- | -- | -- | -- | -- | -- | -- | -- | -- |
| 1 | -- | 1 | 3 | 2 | 8 | 3 | 1 | 1 | -- | -- | -- | 25 | 26 |
| 1 | -- | -- | 5 | 8 | 4 | 4 | 6 | 5 | 3 | 2 | 1 | 44 | 45 |
| -- | 1 | 3 | 5 | 3 | 4 | 3 | 3 | 2 | 2 | -- | 2 | 66 | 114 |
| 1 | 2 | -- | 3 | 6 | 13 | 9 | 7 | 1 | -- | -- | 2 | 58 | 97 |
| 1 | 1 | 1 | 1 | 2 | 1 | -- | 1 | -- | -- | -- | -- | 8 | 8 |
| 1 | 7 | 2 | 21 | 26 | 22 | 23 | 29 | 13 | 8 | 3 | 5 | 192 | 263 |
| -- | -- | -- | -- | -- | -- | -- | -- | -- | -- | -- | -- | -- | 7 |
| -- | -- | -- | -- | -- | -- | -- | -- | -- | -- | -- | -- | -- | 20 |
| 17 | 21 | 18 | 59 | 66 | 75 | 69 | 57 | 31 | 16 | 10 | 11 | 586 | 848 |
| 23 | 29 | 20 | 70 | 77 | 83 | 82 | 60 | 37 | 17 | 13 | 13 | 704 | 1,059 |

COCHISE COUNTY - TOTAL ARRESTS BY AGE - 1999

| OFFENSE CLASSIFICATION | UNDER 10 | 10-12 | 13-14 | 15 | 16 | 17 | TOTAL UNDER 18 | 18 | 19 | 20 | 21 |
|-------------------------------------|-----------|------------|------------|------------|------------|------------|----------------|------------|------------|------------|------------|
| PART I | | | | | | | | | | | |
| Murder: Nonneg. Manslaughter | -- | -- | -- | -- | -- | -- | -- | -- | -- | -- | -- |
| Forcible Rape | -- | -- | 1 | -- | 2 | -- | 3 | -- | -- | -- | -- |
| Robbery | -- | -- | -- | 2 | 1 | 2 | 5 | 5 | -- | 2 | 2 |
| Aggravated Assault | 2 | 6 | 7 | 2 | 1 | 13 | 31 | 6 | 7 | 6 | 5 |
| Burglary | 1 | 10 | 18 | 12 | 7 | 9 | 57 | 15 | 9 | 8 | 3 |
| Larceny-Theft | 9 | 60 | 87 | 56 | 54 | 49 | 315 | 39 | 37 | 25 | 31 |
| Motor Vehicle Theft | -- | -- | 3 | 14 | 8 | 3 | 28 | 6 | 4 | 4 | 2 |
| Arson | -- | -- | 2 | -- | -- | 2 | 4 | -- | -- | -- | -- |
| PART I SUBTOTAL | 12 | 76 | 118 | 86 | 73 | 78 | 443 | 71 | 57 | 45 | 43 |
| PART II | | | | | | | | | | | |
| Manslaughter by Negligence | -- | -- | -- | -- | -- | -- | -- | -- | -- | -- | -- |
| Other Assaults - Simple | 5 | 31 | 95 | 41 | 36 | 50 | 258 | 31 | 23 | 18 | 18 |
| Forgery and Counterfeiting | -- | -- | -- | -- | -- | -- | -- | -- | -- | -- | 2 |
| Fraud | 4 | -- | -- | 1 | 3 | -- | 8 | 3 | 6 | 7 | 3 |
| Embezzlement | -- | -- | -- | -- | -- | -- | -- | -- | 1 | -- | 1 |
| Stolen Property | -- | -- | 2 | 2 | 3 | 2 | 9 | 4 | 4 | 2 | -- |
| Vandalism | 4 | 8 | 32 | 16 | 21 | 20 | 101 | 21 | 10 | 8 | 7 |
| Weapons: Carrying, Possessing, Etc. | -- | -- | 5 | 1 | -- | -- | 6 | -- | 1 | 3 | -- |
| Prostitution and Comm. Vice | -- | -- | -- | -- | -- | -- | -- | -- | -- | -- | -- |
| Sex Offenses | -- | -- | 2 | 1 | 1 | 1 | 5 | 3 | 1 | 2 | 1 |
| DRUGS, SALE OR MFG. | | | | | | | | | | | |
| Opium, Cocaine, Derivatives | -- | -- | -- | 1 | 1 | 2 | 4 | -- | -- | -- | -- |
| Marijuana | -- | -- | 2 | 3 | 3 | 3 | 11 | 4 | 11 | 3 | 3 |
| Synthetic Narcotics | -- | -- | -- | -- | -- | -- | -- | 1 | 1 | 1 | -- |
| Other Dangerous Nonnarcotics | -- | -- | -- | -- | 1 | -- | 1 | 2 | -- | -- | 1 |
| DRUGS, POSSESSION | | | | | | | | | | | |
| Opium, Cocaine, Derivatives | -- | -- | 1 | 1 | 2 | 1 | 5 | 2 | 1 | 1 | 2 |
| Marijuana | -- | -- | 22 | 35 | 45 | 32 | 134 | 31 | 38 | 26 | 16 |
| Synthetic Narcotics | -- | -- | -- | 1 | 1 | -- | 2 | 2 | 1 | 3 | 2 |
| Other Dangerous Nonnarcotics | -- | -- | 1 | 2 | 2 | 4 | 9 | -- | 1 | -- | -- |
| All Gambling | -- | -- | -- | -- | -- | -- | -- | -- | -- | -- | -- |
| Offenses Against Family: Children | -- | 1 | 5 | 6 | 4 | 5 | 21 | 3 | 4 | 3 | 3 |
| Driving Under the Influence | -- | -- | 1 | 1 | 4 | 19 | 25 | 18 | 11 | 23 | 24 |
| Liquor Law Violations | -- | 2 | 16 | 22 | 46 | 59 | 145 | 35 | 37 | 23 | 3 |
| Disorderly Conduct | -- | 23 | 63 | 40 | 57 | 38 | 221 | 30 | 14 | 12 | 15 |
| Vagrancy | -- | -- | -- | -- | -- | -- | -- | -- | -- | -- | -- |
| All Other, Except Traffic | 10 | 21 | 78 | 52 | 48 | 57 | 266 | 71 | 78 | 71 | 54 |
| Curfew Loitering (Juvenile) | 2 | 9 | 54 | 41 | 52 | 46 | 204 | -- | -- | -- | -- |
| Runaways (Juvenile) | -- | 19 | 98 | 76 | 97 | 63 | 353 | -- | -- | -- | -- |
| PART II SUBTOTAL | 25 | 114 | 477 | 343 | 427 | 402 | 1,788 | 261 | 243 | 206 | 155 |
| TOTAL | 37 | 190 | 595 | 429 | 500 | 480 | 2,231 | 332 | 300 | 251 | 198 |

COCHISE COUNTY - TOTAL ARRESTS BY AGE (CONT.) - 1999

| 22 | 23 | 24 | 25-29 | 30-34 | 35-39 | 40-44 | 45-49 | 50-54 | 55-59 | 60-64 | 65 AND OVER | TOTAL OVER 18 | TOTAL ALL AGES |
|-----|-----|-----|-------|-------|-------|-------|-------|-------|-------|-------|-------------|---------------|----------------|
| -- | -- | 1 | 1 | 2 | -- | 1 | 1 | -- | -- | -- | -- | 6 | 6 |
| -- | -- | -- | -- | -- | -- | -- | -- | -- | -- | -- | -- | -- | 3 |
| 1 | -- | -- | 4 | 1 | -- | -- | -- | -- | -- | -- | -- | 15 | 20 |
| 1 | 6 | 6 | 14 | 16 | 16 | 11 | 6 | 6 | 2 | -- | -- | 108 | 139 |
| 2 | 3 | 3 | 2 | 7 | 6 | 2 | 5 | -- | 2 | -- | -- | 67 | 124 |
| 16 | 12 | 12 | 63 | 56 | 58 | 44 | 25 | 24 | 8 | 8 | 8 | 466 | 781 |
| 4 | 3 | 2 | 5 | 2 | 3 | 5 | -- | -- | -- | -- | -- | 40 | 68 |
| -- | 1 | -- | 1 | -- | -- | -- | -- | -- | -- | -- | -- | 2 | 6 |
| 24 | 25 | 24 | 90 | 84 | 83 | 63 | 37 | 30 | 12 | 8 | 8 | 704 | 1,147 |
| -- | -- | -- | -- | -- | -- | -- | -- | -- | -- | -- | 1 | 1 | 1 |
| 24 | 22 | 9 | 73 | 80 | 87 | 61 | 37 | 20 | 7 | 4 | 10 | 524 | 782 |
| 3 | 2 | -- | 1 | 1 | 2 | 1 | -- | -- | -- | -- | -- | 12 | 12 |
| 5 | 5 | 2 | 19 | 20 | 18 | 11 | 10 | 5 | 1 | 2 | 1 | 118 | 126 |
| -- | -- | -- | 1 | -- | -- | -- | -- | -- | -- | -- | -- | 3 | 3 |
| 2 | 3 | 5 | 4 | 5 | 4 | 1 | -- | 1 | -- | -- | -- | 35 | 44 |
| 2 | 6 | 1 | 25 | 17 | 10 | 13 | 6 | 3 | 1 | -- | 2 | 132 | 233 |
| -- | 1 | -- | 1 | 1 | 1 | 3 | 1 | -- | 1 | -- | 1 | 14 | 20 |
| -- | -- | -- | -- | -- | -- | -- | -- | -- | -- | -- | -- | -- | -- |
| 1 | -- | -- | 3 | 3 | 2 | 2 | -- | 4 | -- | 2 | -- | 24 | 29 |
| -- | -- | -- | -- | -- | 2 | 1 | -- | 3 | -- | -- | -- | 6 | 10 |
| 4 | 4 | 6 | 17 | 13 | 8 | 5 | 3 | 4 | -- | 1 | -- | 86 | 97 |
| 1 | 1 | -- | -- | -- | -- | -- | -- | -- | -- | -- | -- | 5 | 5 |
| -- | -- | -- | 4 | 3 | -- | 1 | 1 | -- | -- | -- | -- | 12 | 13 |
| 1 | -- | -- | 5 | 2 | 3 | 3 | 2 | 2 | -- | -- | -- | 24 | 29 |
| 12 | 19 | 21 | 45 | 42 | 40 | 15 | 15 | 9 | 2 | 1 | -- | 332 | 466 |
| 1 | 1 | 1 | 2 | 2 | 2 | 3 | 1 | 2 | -- | -- | -- | 23 | 25 |
| 1 | -- | -- | 4 | 3 | 4 | 1 | -- | -- | -- | -- | -- | 14 | 23 |
| -- | -- | -- | -- | 1 | -- | -- | -- | -- | -- | -- | -- | 1 | 1 |
| 4 | 5 | 2 | 17 | 16 | 28 | 26 | 21 | 10 | 4 | 1 | 3 | 150 | 171 |
| 13 | 22 | 19 | 113 | 107 | 122 | 98 | 64 | 43 | 20 | 14 | 21 | 732 | 757 |
| 4 | -- | 2 | 8 | 16 | 7 | 10 | 4 | 6 | 5 | 1 | -- | 161 | 306 |
| 10 | 20 | 24 | 55 | 58 | 52 | 49 | 24 | 26 | 14 | 6 | 5 | 414 | 635 |
| -- | -- | -- | -- | -- | -- | -- | -- | -- | -- | -- | -- | -- | -- |
| 60 | 49 | 30 | 191 | 182 | 185 | 115 | 59 | 35 | 26 | 13 | 13 | 1,232 | 1,498 |
| -- | -- | -- | -- | -- | -- | -- | -- | -- | -- | -- | -- | -- | 204 |
| -- | -- | -- | -- | -- | -- | -- | -- | -- | -- | -- | -- | -- | 353 |
| 148 | 160 | 122 | 588 | 572 | 577 | 419 | 248 | 173 | 81 | 45 | 57 | 4,055 | 5,843 |
| 172 | 185 | 146 | 678 | 656 | 660 | 482 | 285 | 203 | 93 | 53 | 65 | 4,759 | 6,990 |

COCONINO COUNTY - TOTAL ARRESTS BY AGE - 1999 *

* FREDONIA MARSHAL'S OFFICE & WILLIAMS POLICE DEPT. DID NOT PROVIDE COMPLETE DATA.

| OFFENSE CLASSIFICATION | UNDER 10 | 10-12 | 13-14 | 15 | 16 | 17 | TOTAL UNDER 18 | 18 | 19 | 20 | 21 |
|-------------------------------------|-----------|------------|------------|------------|------------|------------|----------------|------------|------------|------------|------------|
| PART I | | | | | | | | | | | |
| Murder/Nonneg. Manslaughter | -- | -- | -- | -- | -- | -- | -- | 1 | -- | -- | -- |
| Forcible Rape | -- | -- | 2 | 1 | -- | -- | 3 | -- | -- | -- | 3 |
| Robbery | -- | -- | -- | 1 | -- | 3 | 4 | 3 | 2 | 1 | 1 |
| Aggravated Assault | 3 | 5 | 12 | 10 | 12 | 9 | 51 | 15 | 13 | 7 | 15 |
| Burglary | -- | 5 | 16 | 21 | 7 | 7 | 56 | 13 | 10 | 8 | 4 |
| Larceny-Theft | 20 | 55 | 109 | 56 | 66 | 56 | 362 | 88 | 74 | 53 | 57 |
| Motor Vehicle Theft | -- | 1 | 5 | 5 | 3 | 6 | 20 | 1 | 2 | -- | 2 |
| Arson | -- | -- | -- | 2 | -- | -- | 2 | 1 | 1 | -- | -- |
| PART I SUBTOTAL | 23 | 66 | 144 | 96 | 88 | 81 | 498 | 122 | 102 | 69 | 82 |
| PART II | | | | | | | | | | | |
| Manslaughter by Negligence | -- | -- | -- | -- | -- | -- | -- | -- | -- | -- | -- |
| Other Assaults - Simple | 2 | 12 | 30 | 21 | 23 | 19 | 107 | 37 | 31 | 20 | 44 |
| Forgery and Counterfeiting | -- | -- | -- | -- | -- | -- | -- | 1 | 2 | 1 | -- |
| Fraud | -- | -- | 1 | -- | -- | -- | 1 | 1 | -- | 1 | 1 |
| Embezzlement | -- | -- | -- | -- | -- | -- | -- | -- | -- | -- | -- |
| Stolen Property | -- | -- | -- | -- | -- | -- | -- | -- | -- | -- | -- |
| Vandalism | 3 | 8 | 9 | 10 | 22 | 13 | 65 | 11 | 19 | 15 | 17 |
| Weapons: Carrying, Possessing, Etc. | -- | 2 | 12 | 1 | 1 | 3 | 19 | 1 | 4 | 5 | 1 |
| Prostitution and Comm. Vice | -- | -- | -- | -- | -- | -- | -- | -- | -- | -- | -- |
| Sex Offenses | -- | 1 | 2 | 1 | -- | -- | 4 | 5 | 4 | 5 | 11 |
| DRUGS, SALE OR MFG. | | | | | | | | | | | |
| Opium, Cocaine, Derivatives | -- | -- | -- | -- | -- | -- | -- | -- | -- | -- | -- |
| Marijuana | -- | -- | 4 | 3 | 4 | 3 | 14 | 3 | 5 | 3 | 3 |
| Synthetic Narcotics | -- | -- | -- | -- | -- | -- | -- | -- | -- | -- | -- |
| Other Dangerous Nonnarcotics | -- | 2 | 1 | -- | -- | -- | 3 | -- | -- | -- | -- |
| DRUGS, POSSESSION | | | | | | | | | | | |
| Opium, Cocaine, Derivatives | -- | 1 | 2 | 3 | 1 | 5 | 12 | 11 | 6 | 7 | 4 |
| Marijuana | 1 | 1 | 24 | 13 | 40 | 47 | 126 | 76 | 66 | 42 | 37 |
| Synthetic Narcotics | -- | -- | 2 | 1 | -- | -- | 3 | 2 | -- | 1 | 1 |
| Other Dangerous Nonnarcotics | -- | -- | -- | -- | 1 | -- | 1 | -- | -- | -- | -- |
| All Gambling | | | | | | | | | | | |
| Offenses Against Family/Children | -- | -- | 2 | 2 | 4 | 2 | 10 | 9 | 8 | 9 | 9 |
| Driving Under the Influence | -- | -- | -- | 1 | 1 | 9 | 11 | 30 | 29 | 37 | 72 |
| Liquor Law Violations | 1 | 7 | 61 | 82 | 113 | 130 | 394 | 317 | 302 | 259 | 33 |
| Disorderly Conduct | 2 | 15 | 41 | 33 | 34 | 28 | 153 | 31 | 44 | 31 | 107 |
| Vagrancy | -- | -- | -- | -- | -- | -- | -- | -- | -- | 1 | -- |
| All Other, Except Traffic | 8 | 21 | 90 | 49 | 68 | 58 | 294 | 69 | 93 | 78 | 110 |
| Curfew/Loitering (Juvenile) | -- | 2 | 1 | -- | 2 | 1 | 6 | -- | -- | -- | -- |
| Runaways (Juvenile) | 1 | 7 | 51 | 37 | 26 | 21 | 143 | -- | -- | -- | -- |
| PART II SUBTOTAL | 18 | 79 | 333 | 257 | 340 | 339 | 1,366 | 604 | 613 | 515 | 450 |
| TOTAL | 41 | 145 | 477 | 353 | 428 | 420 | 1,864 | 726 | 715 | 584 | 532 |

GILA COUNTY - TOTAL ARRESTS BY AGE - 1999*

* GILA COUNTY SHERIFF'S OFFICE DID NOT PROVIDE COMPLETE DATA.

| OFFENSE CLASSIFICATION | UNDER 10 | 10-12 | 13-14 | 15 | 16 | 17 | TOTAL UNDER 18 | 18 | 19 | 20 | 21 |
|-------------------------------------|-----------|-----------|------------|------------|------------|------------|----------------|------------|------------|-----------|-----------|
| PART I | | | | | | | | | | | |
| Murder: Nonneg. Manslaughter | -- | -- | -- | -- | -- | -- | -- | -- | -- | -- | -- |
| Forcible Rape | -- | -- | -- | -- | -- | -- | -- | -- | -- | -- | -- |
| Robbery | -- | -- | -- | -- | 1 | -- | 1 | 1 | -- | -- | -- |
| Aggravated Assault | 2 | -- | 5 | 1 | 4 | 3 | 15 | 7 | 3 | 3 | 3 |
| Burglary | -- | 1 | 12 | 6 | 5 | 3 | 27 | 3 | 4 | 1 | 1 |
| Larceny-Theft | 1 | 29 | 58 | 36 | 22 | 25 | 171 | 24 | 11 | 13 | 4 |
| Motor Vehicle Theft | -- | 3 | 2 | 1 | -- | -- | 6 | 1 | -- | -- | 1 |
| Arson | -- | -- | -- | -- | -- | -- | -- | -- | -- | -- | -- |
| PART I SUBTOTAL | 3 | 33 | 77 | 44 | 32 | 31 | 220 | 36 | 18 | 17 | 9 |
| PART II | | | | | | | | | | | |
| Manslaughter by Negligence | -- | -- | -- | -- | -- | -- | -- | -- | -- | -- | -- |
| Other Assaults - Simple | 3 | 6 | 16 | 9 | 7 | 13 | 54 | 5 | 7 | 6 | 10 |
| Forgery and Counterfeiting | -- | -- | -- | 1 | 1 | 1 | 3 | -- | -- | -- | 1 |
| Fraud | -- | -- | -- | -- | 1 | 2 | 3 | -- | -- | -- | 1 |
| Embezzlement | -- | -- | -- | -- | -- | -- | -- | -- | -- | -- | -- |
| Stolen Property | -- | -- | 2 | -- | -- | -- | 2 | -- | 1 | -- | -- |
| Vandalism | 2 | 8 | 10 | 9 | 4 | 8 | 41 | 8 | 3 | 5 | 2 |
| Weapons: Carrying, Possessing, Etc. | -- | -- | 1 | -- | 1 | 2 | 4 | -- | -- | -- | 1 |
| Prostitution and Comm. Vice | -- | -- | -- | -- | -- | -- | -- | -- | -- | -- | -- |
| Sex Offenses | 1 | -- | -- | -- | 1 | 1 | 3 | 1 | 1 | -- | -- |
| DRUGS, SALE OR MFG. | | | | | | | | | | | |
| Opium, Cocaine, Derivatives | -- | -- | -- | -- | -- | -- | -- | -- | -- | -- | -- |
| Marijuana | -- | -- | -- | -- | -- | -- | -- | -- | -- | -- | -- |
| Synthetic Narcotics | -- | -- | -- | -- | 2 | -- | 2 | -- | -- | -- | -- |
| Other Dangerous Nonnarcotics | -- | -- | -- | -- | -- | -- | -- | -- | -- | -- | -- |
| DRUGS, POSSESSION | | | | | | | | | | | |
| Opium, Cocaine, Derivatives | -- | -- | -- | -- | -- | -- | -- | -- | -- | -- | -- |
| Marijuana | 3 | 1 | 6 | 7 | 14 | 13 | 44 | 10 | 9 | 4 | 4 |
| Synthetic Narcotics | -- | -- | 2 | 1 | 1 | 5 | 9 | 1 | 4 | 2 | 1 |
| Other Dangerous Nonnarcotics | -- | -- | -- | 1 | -- | -- | 1 | 2 | 1 | 2 | -- |
| All Gambling | | | | | | | | | | | |
| Offenses Against Family Children | -- | -- | -- | -- | -- | -- | -- | 9 | 3 | 5 | -- |
| Driving Under the Influence | 1 | -- | -- | -- | 3 | 1 | 5 | 2 | 1 | -- | 8 |
| Liquor Law Violations | 1 | 1 | 29 | 30 | 45 | 63 | 169 | 51 | 36 | 19 | 7 |
| Disorderly Conduct | 2 | 9 | 24 | 19 | 13 | 15 | 82 | 20 | 14 | 18 | 10 |
| Vagrancy | -- | -- | 1 | 1 | 1 | -- | 3 | 3 | -- | -- | -- |
| All Other, Except Traffic | -- | 10 | 28 | 19 | 16 | 15 | 88 | 22 | 20 | 17 | 20 |
| Curfew Loitering (Juvenile) | -- | -- | -- | -- | -- | -- | -- | -- | -- | -- | -- |
| Runaways (Juvenile) | -- | 4 | 8 | 7 | 7 | 3 | 29 | -- | -- | -- | -- |
| PART II SUBTOTAL | 13 | 39 | 127 | 104 | 117 | 142 | 542 | 134 | 100 | 78 | 65 |
| TOTAL | 16 | 72 | 204 | 148 | 149 | 173 | 762 | 170 | 118 | 95 | 74 |

GRAHAM COUNTY - TOTAL ARRESTS BY AGE - 1999

| OFFENSE CLASSIFICATION | UNDER 10 | 10-12 | 13-14 | 15 | 16 | 17 | TOTAL UNDER 18 | 18 | 19 | 20 | 21 |
|-------------------------------------|----------|-----------|------------|------------|------------|------------|----------------|------------|-----------|-----------|-----------|
| PART I | | | | | | | | | | | |
| Murder/Nonneg. Manslaughter | -- | -- | -- | -- | -- | -- | -- | -- | -- | -- | -- |
| Forcible Rape | -- | -- | -- | -- | -- | -- | -- | -- | -- | -- | -- |
| Robbery | -- | -- | -- | -- | -- | -- | -- | 1 | -- | -- | -- |
| Aggravated Assault | 1 | 3 | 4 | 2 | 3 | 4 | 17 | 2 | 3 | 2 | 3 |
| Burglary | 1 | 1 | 7 | 5 | 14 | 7 | 35 | 3 | 1 | 2 | 2 |
| Larceny-Theft | 1 | 15 | 24 | 16 | 20 | 20 | 96 | 11 | 4 | 3 | 2 |
| Motor Vehicle Theft | -- | 1 | 7 | 1 | 4 | 4 | 17 | 2 | -- | -- | -- |
| Arson | -- | -- | -- | -- | -- | -- | -- | -- | -- | -- | -- |
| PART I SUBTOTAL | 3 | 20 | 42 | 24 | 41 | 35 | 165 | 19 | 8 | 7 | 7 |
| PART II | | | | | | | | | | | |
| Manslaughter by Negligence | -- | -- | -- | -- | -- | -- | -- | -- | -- | -- | -- |
| Other Assaults - Simple | 1 | 9 | 5 | 18 | 5 | 3 | 41 | 2 | 2 | 1 | 2 |
| Forgery and Counterfeiting | -- | -- | 1 | -- | -- | -- | 1 | -- | -- | -- | -- |
| Fraud | -- | -- | -- | -- | -- | -- | -- | -- | -- | -- | -- |
| Embezzlement | -- | -- | -- | -- | -- | -- | -- | -- | -- | -- | -- |
| Stolen Property | -- | -- | -- | -- | -- | -- | -- | -- | -- | -- | -- |
| Vandalism | 4 | 2 | 4 | -- | 7 | 4 | 21 | 3 | 2 | 2 | 1 |
| Weapons: Carrying, Possessing, Etc. | -- | -- | 1 | -- | -- | -- | 1 | -- | -- | -- | -- |
| Prostitution and Comm. Vice | -- | -- | -- | -- | -- | -- | -- | -- | -- | -- | -- |
| Sex Offenses | 1 | 3 | 2 | 2 | 3 | 1 | 12 | -- | 1 | -- | -- |
| DRUGS, SALE OR MFG. | | | | | | | | | | | |
| Opium, Cocaine, Derivatives | -- | -- | 1 | 1 | -- | -- | 2 | -- | -- | -- | -- |
| Marijuana | -- | 1 | -- | -- | -- | -- | 1 | -- | -- | -- | -- |
| Synthetic Narcotics | -- | -- | -- | -- | -- | -- | -- | -- | -- | -- | -- |
| Other Dangerous Nonnarcotics | -- | -- | -- | -- | 2 | -- | 2 | 1 | -- | -- | -- |
| DRUGS, POSSESSION | | | | | | | | | | | |
| Opium, Cocaine, Derivatives | -- | -- | -- | -- | -- | 1 | 1 | -- | -- | -- | -- |
| Marijuana | -- | 2 | 8 | 7 | 2 | 9 | 28 | 5 | 7 | 4 | 1 |
| Synthetic Narcotics | -- | -- | -- | -- | -- | -- | -- | -- | -- | -- | 1 |
| Other Dangerous Nonnarcotics | -- | 3 | 10 | 3 | 5 | 3 | 24 | -- | 2 | 1 | -- |
| All Gambling | -- | -- | -- | -- | -- | -- | -- | -- | -- | -- | -- |
| Offenses Against Family/Children | -- | -- | -- | -- | 1 | 1 | 2 | -- | -- | -- | 1 |
| Driving Under the Influence | -- | -- | -- | -- | 2 | 4 | 6 | 1 | 2 | 2 | 3 |
| Liquor Law Violations | -- | -- | 11 | 9 | 34 | 29 | 83 | 53 | 44 | 42 | 1 |
| Disorderly Conduct | -- | 4 | 14 | 5 | 15 | 5 | 43 | 2 | 2 | 6 | 4 |
| Vagrancy | -- | -- | -- | -- | -- | -- | -- | -- | -- | -- | -- |
| All Other, Except Traffic | -- | 15 | 54 | 21 | 17 | 23 | 130 | 16 | 14 | 12 | 15 |
| Curfew/Loitering (Juvenile) | -- | 3 | 4 | 3 | 2 | 2 | 14 | -- | -- | -- | -- |
| Runaways (Juvenile) | -- | 1 | 10 | 8 | 8 | 2 | 29 | -- | -- | -- | -- |
| PART II SUBTOTAL | 6 | 43 | 125 | 77 | 103 | 87 | 441 | 83 | 76 | 70 | 29 |
| TOTAL | 9 | 63 | 167 | 101 | 144 | 122 | 606 | 102 | 84 | 77 | 36 |

LA PAZ COUNTY - TOTAL ARRESTS BY AGE - 1999

| OFFENSE CLASSIFICATION | UNDER 10 | 10-12 | 13-14 | 15 | 16 | 17 | TOTAL UNDER 18 | 18 | 19 | 20 | 21 |
|-------------------------------------|----------|-------|-------|----|----|----|----------------|----|----|----|----|
| PART I | | | | | | | | | | | |
| Murder/Nonneg. Manslaughter | -- | -- | -- | -- | -- | -- | -- | -- | -- | -- | -- |
| Forcible Rape | -- | -- | -- | -- | -- | -- | -- | -- | 1 | -- | -- |
| Robbery | -- | -- | -- | -- | -- | -- | -- | -- | -- | 1 | -- |
| Aggravated Assault | -- | -- | 1 | 2 | -- | 4 | 7 | 1 | 1 | 1 | 1 |
| Burglary | -- | -- | 1 | 1 | 2 | 1 | 5 | 4 | -- | 1 | 1 |
| Larceny-Theft | -- | -- | 2 | 1 | -- | 1 | 4 | 5 | -- | 1 | 1 |
| Motor Vehicle Theft | -- | -- | -- | 2 | 1 | 1 | 4 | 1 | 2 | 2 | 1 |
| Arson | -- | -- | -- | -- | -- | -- | -- | -- | -- | -- | -- |
| PART I SUBTOTAL | -- | -- | 4 | 6 | 3 | 7 | 20 | 11 | 4 | 6 | 4 |
| PART II | | | | | | | | | | | |
| Manslaughter by Negligence | -- | -- | -- | -- | -- | -- | -- | -- | 1 | -- | -- |
| Other Assaults - Simple | -- | -- | 1 | 2 | 4 | 1 | 8 | 7 | -- | -- | 2 |
| Forgery and Counterfeiting | -- | -- | -- | 2 | 1 | -- | 3 | -- | -- | -- | -- |
| Fraud | -- | -- | -- | -- | -- | -- | -- | -- | 1 | -- | -- |
| Embezzlement | -- | -- | -- | -- | -- | -- | -- | -- | -- | -- | -- |
| Stolen Property | -- | -- | -- | 1 | -- | -- | 1 | -- | -- | -- | -- |
| Vandalism | -- | -- | 2 | -- | 1 | 1 | 4 | 1 | -- | -- | -- |
| Weapons: Carrying, Possessing, Etc. | -- | -- | -- | 1 | -- | 2 | 3 | -- | -- | 1 | 1 |
| Prostitution and Comm. Vice | -- | -- | -- | -- | -- | -- | -- | -- | -- | -- | -- |
| Sex Offenses | -- | -- | -- | -- | -- | -- | -- | -- | -- | -- | 1 |
| DRUGS, SALE OR MFG. | | | | | | | | | | | |
| Opium, Cocaine, Derivatives | -- | -- | -- | -- | -- | -- | -- | -- | -- | -- | -- |
| Marijuana | -- | -- | -- | -- | -- | -- | -- | 2 | 1 | -- | -- |
| Synthetic Narcotics | -- | -- | -- | -- | -- | -- | -- | -- | -- | -- | -- |
| Other Dangerous Nonnarcotics | -- | -- | -- | -- | -- | -- | -- | -- | -- | -- | -- |
| DRUGS, POSSESSION | | | | | | | | | | | |
| Opium, Cocaine, Derivatives | -- | -- | -- | -- | -- | -- | -- | -- | -- | -- | -- |
| Marijuana | -- | -- | 1 | 2 | 3 | 4 | 10 | 8 | 4 | 3 | 2 |
| Synthetic Narcotics | -- | -- | -- | -- | -- | -- | -- | -- | -- | -- | -- |
| Other Dangerous Nonnarcotics | -- | -- | -- | -- | 2 | -- | 2 | -- | 1 | 1 | -- |
| All Gambling | | | | | | | | | | | |
| Offenses Against Family/Children | -- | -- | -- | -- | -- | -- | -- | -- | -- | -- | -- |
| Driving Under the Influence | -- | -- | -- | -- | -- | 1 | 1 | 3 | 3 | 1 | 4 |
| Liquor Law Violations | -- | 1 | 2 | -- | 10 | 23 | 36 | 9 | 3 | 5 | -- |
| Disorderly Conduct | -- | -- | 2 | 3 | 2 | 6 | 13 | 1 | 5 | 5 | 2 |
| Vagrancy | -- | -- | -- | -- | -- | -- | -- | -- | -- | -- | -- |
| All Other, Except Traffic | -- | -- | 3 | 3 | 6 | 3 | 15 | 8 | 9 | 16 | 5 |
| Curfew/Loitering (Juvenile) | -- | 2 | 5 | 2 | 4 | 3 | 16 | -- | -- | -- | -- |
| Runaways (Juvenile) | -- | -- | -- | 1 | -- | 1 | 2 | -- | -- | -- | -- |
| PART II SUBTOTAL | -- | 3 | 16 | 17 | 33 | 45 | 114 | 39 | 28 | 32 | 17 |
| TOTAL | -- | 3 | 20 | 23 | 36 | 52 | 134 | 50 | 32 | 38 | 21 |

MARICOPA COUNTY - TOTAL ARRESTS BY AGE - 1999

| OFFENSE CLASSIFICATION | UNDER 10 | 10-12 | 13-14 | 15 | 16 | 17 | TOTAL UNDER 18 | 18 | 19 | 20 | 21 |
|-------------------------------------|------------|--------------|--------------|--------------|--------------|--------------|----------------|--------------|--------------|--------------|--------------|
| PART I | | | | | | | | | | | |
| Murder/Nonneg. Manslaughter | -- | -- | 1 | 3 | 6 | 8 | 18 | 10 | 5 | 12 | 3 |
| Forcible Rape | 1 | 1 | 3 | 2 | 5 | 3 | 15 | 8 | 5 | 3 | 4 |
| Robbery | 1 | 6 | 39 | 33 | 46 | 80 | 205 | 79 | 63 | 45 | 47 |
| Aggravated Assault | 11 | 69 | 174 | 121 | 150 | 178 | 703 | 164 | 132 | 131 | 122 |
| Burglary | 19 | 149 | 257 | 172 | 182 | 174 | 953 | 202 | 165 | 103 | 76 |
| Larceny-Theft | 80 | 604 | 1,619 | 1,005 | 1,162 | 1,080 | 5,550 | 1,022 | 975 | 716 | 630 |
| Motor Vehicle Theft | 2 | 21 | 161 | 161 | 178 | 160 | 683 | 218 | 141 | 100 | 76 |
| Arson | 2 | 9 | 14 | 9 | 2 | 1 | 37 | 3 | 3 | 1 | 3 |
| PART I SUBTOTAL | 116 | 859 | 2,268 | 1,506 | 1,731 | 1,684 | 8,164 | 1,706 | 1,489 | 1,111 | 961 |
| PART II | | | | | | | | | | | |
| Manslaughter by Negligence | -- | -- | -- | 1 | -- | 2 | 3 | -- | 1 | 1 | 2 |
| Other Assaults - Simple | 29 | 234 | 588 | 327 | 392 | 388 | 1,958 | 358 | 423 | 440 | 454 |
| Forgery and Counterfeiting | -- | -- | 6 | 14 | 27 | 52 | 99 | 62 | 62 | 78 | 87 |
| Fraud | -- | 5 | 12 | 6 | 24 | 33 | 80 | 41 | 48 | 37 | 32 |
| Embezzlement | -- | 1 | -- | 2 | 10 | 8 | 21 | 10 | 16 | 9 | 6 |
| Stolen Property | 1 | 12 | 43 | 45 | 60 | 60 | 221 | 100 | 70 | 60 | 42 |
| Vandalism | 30 | 155 | 369 | 234 | 257 | 199 | 1,244 | 174 | 159 | 133 | 140 |
| Weapons: Carrying, Possessing, Etc. | -- | 7 | 32 | 61 | 80 | 102 | 282 | 173 | 150 | 98 | 130 |
| Prostitution and Comm. Vice | -- | -- | 3 | 6 | 3 | 10 | 22 | 84 | 90 | 106 | 58 |
| Sex Offenses | 7 | 29 | 51 | 20 | 22 | 17 | 146 | 25 | 39 | 40 | 37 |
| DRUGS, SALE OR MFG. | | | | | | | | | | | |
| Opium, Cocaine, Derivatives | 1 | 4 | 26 | 23 | 33 | 30 | 117 | 62 | 58 | 54 | 55 |
| Marijuana | -- | 7 | 29 | 32 | 30 | 33 | 131 | 40 | 31 | 19 | 11 |
| Synthetic Narcotics | -- | -- | 2 | 5 | 7 | 5 | 19 | 6 | 5 | 5 | 8 |
| Other Dangerous Nonnarcotics | -- | 6 | 17 | 18 | 18 | 18 | 77 | 20 | 27 | 28 | 37 |
| DRUGS, POSSESSION | | | | | | | | | | | |
| Opium, Cocaine, Derivatives | -- | 3 | 20 | 21 | 33 | 48 | 125 | 114 | 121 | 123 | 111 |
| Marijuana | 1 | 46 | 357 | 342 | 446 | 504 | 1,696 | 637 | 533 | 466 | 383 |
| Synthetic Narcotics | 1 | -- | 9 | 20 | 35 | 31 | 96 | 36 | 35 | 34 | 24 |
| Other Dangerous Nonnarcotics | -- | 3 | 17 | 15 | 21 | 16 | 72 | 25 | 28 | 17 | 21 |
| All Gambling | -- | -- | -- | -- | -- | -- | -- | -- | -- | -- | -- |
| Offenses Against Family/Children | -- | 1 | 17 | 10 | 14 | 11 | 53 | 16 | 14 | 15 | 19 |
| Driving Under the Influence | -- | 2 | 14 | 14 | 75 | 235 | 340 | 515 | 733 | 750 | 988 |
| Liquor Law Violations | 4 | 16 | 249 | 377 | 902 | 1,330 | 2,878 | 1,925 | 1,968 | 1,591 | 299 |
| Disorderly Conduct | 10 | 103 | 318 | 206 | 229 | 232 | 1,098 | 335 | 284 | 225 | 277 |
| Vagrancy | -- | -- | -- | 1 | 2 | 4 | 7 | 5 | 13 | 12 | 10 |
| All Other, Except Traffic | 11 | 125 | 561 | 562 | 753 | 715 | 2,727 | 1,311 | 1,499 | 1,289 | 1,234 |
| Curfew/Loitering (Juvenile) | 9 | 166 | 1,067 | 977 | 1,049 | 878 | 4,146 | -- | -- | -- | -- |
| Runaways (Juvenile) | 9 | 95 | 467 | 364 | 498 | 221 | 1,654 | -- | -- | -- | -- |
| PART II SUBTOTAL | 113 | 1,020 | 4,274 | 3,703 | 5,020 | 5,182 | 19,312 | 6,074 | 6,407 | 5,630 | 4,465 |
| TOTAL | 229 | 1,879 | 6,542 | 5,209 | 6,751 | 6,866 | 27,476 | 7,780 | 7,896 | 6,741 | 5,426 |

MOHAVE COUNTY - TOTAL ARRESTS BY AGE - 1999

| OFFENSE CLASSIFICATION | UNDER 10 | 10-12 | 13-14 | 15 | 16 | 17 | TOTAL UNDER 18 | 18 | 19 | 20 | 21 |
|-------------------------------------|-----------|------------|------------|------------|------------|------------|----------------|------------|------------|------------|------------|
| PART I | | | | | | | | | | | |
| Murder-Nonneg. Manslaughter | -- | -- | -- | -- | -- | -- | -- | -- | -- | -- | 1 |
| Forcible Rape | -- | -- | -- | -- | -- | -- | -- | -- | -- | -- | -- |
| Robbery | -- | 1 | 1 | 2 | 1 | 1 | 6 | 1 | -- | 2 | -- |
| Aggravated Assault | 3 | 5 | 6 | 6 | 12 | 9 | 41 | 3 | 15 | 9 | 10 |
| Burglary | 4 | 17 | 26 | 12 | 14 | 24 | 97 | 20 | 9 | 3 | 5 |
| Larceny-Theft | 7 | 60 | 121 | 90 | 83 | 80 | 441 | 73 | 54 | 38 | 31 |
| Motor Vehicle Theft | 1 | 2 | 10 | 9 | 5 | 9 | 36 | 3 | 4 | 1 | 7 |
| Arson | 4 | 3 | 3 | -- | 1 | -- | 11 | 1 | -- | 1 | -- |
| PART I SUBTOTAL | 19 | 88 | 167 | 119 | 116 | 123 | 632 | 101 | 82 | 54 | 54 |
| PART II | | | | | | | | | | | |
| Manslaughter by Negligence | -- | -- | -- | -- | -- | -- | -- | -- | -- | -- | -- |
| Other Assaults - Simple | 3 | 30 | 62 | 33 | 40 | 28 | 196 | 24 | 16 | 14 | 24 |
| Forgery and Counterfeiting | -- | -- | 1 | -- | -- | 1 | 2 | 1 | 1 | 2 | -- |
| Fraud | -- | -- | -- | 1 | 4 | -- | 5 | -- | 1 | 1 | 2 |
| Embezzlement | -- | -- | -- | -- | -- | -- | -- | -- | -- | -- | -- |
| Stolen Property | -- | -- | 3 | 1 | 4 | -- | 8 | -- | 1 | -- | 3 |
| Vandalism | 10 | 22 | 46 | 40 | 26 | 39 | 183 | 26 | 14 | 7 | 18 |
| Weapons: Carrying, Possessing, Etc. | -- | 2 | 3 | -- | 1 | 5 | 11 | -- | 5 | 3 | 1 |
| Prostitution and Comm. Vice | -- | -- | -- | -- | -- | -- | -- | -- | -- | -- | -- |
| Sex Offenses | 1 | 3 | 4 | 2 | 2 | 1 | 13 | 2 | 2 | 2 | 2 |
| DRUGS, SALE OR MFG. | | | | | | | | | | | |
| Opium, Cocaine, Derivatives | -- | -- | -- | -- | -- | -- | -- | -- | -- | -- | -- |
| Marijuana | -- | -- | -- | -- | -- | 1 | 1 | -- | 1 | -- | 2 |
| Synthetic Narcotics | -- | -- | -- | -- | -- | 2 | 2 | -- | 1 | -- | -- |
| Other Dangerous Nonnarcotics | -- | -- | 1 | -- | -- | -- | 1 | 2 | 1 | 2 | 5 |
| DRUGS, POSSESSION | | | | | | | | | | | |
| Opium, Cocaine, Derivatives | -- | 2 | 4 | -- | -- | -- | 6 | 1 | -- | -- | -- |
| Marijuana | -- | 3 | 9 | 9 | 19 | 16 | 56 | 18 | 30 | 19 | 9 |
| Synthetic Narcotics | -- | 1 | 5 | 1 | 1 | 1 | 9 | -- | 3 | 1 | 2 |
| Other Dangerous Nonnarcotics | -- | -- | 1 | -- | -- | -- | 1 | 1 | 3 | -- | 1 |
| All Gambling | | | | | | | | | | | |
| Offenses Against Family Children | -- | 6 | 15 | 15 | 18 | 14 | 68 | 14 | 14 | 10 | 25 |
| Driving Under the Influence | -- | -- | -- | 1 | 2 | 4 | 7 | 12 | 13 | 15 | 25 |
| Liquor Law Violations | -- | 8 | 52 | 71 | 125 | 178 | 434 | 284 | 272 | 191 | 13 |
| Disorderly Conduct | 6 | 25 | 67 | 42 | 40 | 34 | 214 | 26 | 22 | 31 | 35 |
| Vagrancy | -- | -- | -- | -- | -- | 3 | 3 | -- | -- | -- | -- |
| All Other, Except Traffic | 9 | 52 | 116 | 82 | 85 | 80 | 424 | 80 | 118 | 74 | 108 |
| Curfew Loitering (Juvenile) | -- | 5 | 17 | 13 | 15 | 22 | 72 | -- | -- | -- | -- |
| Runaways (Juvenile) | -- | 8 | 32 | 20 | 20 | 20 | 100 | -- | -- | -- | -- |
| PART II SUBTOTAL | 29 | 167 | 438 | 331 | 402 | 449 | 1,816 | 491 | 518 | 372 | 275 |
| TOTAL | 48 | 255 | 605 | 450 | 518 | 572 | 2,448 | 592 | 600 | 426 | 329 |

NAVAJO COUNTY - TOTAL ARRESTS BY AGE - 1999

| OFFENSE CLASSIFICATION | UNDER 10 | 10-12 | 13-14 | 15 | 16 | 17 | TOTAL UNDER 18 | 18 | 19 | 20 | 21 |
|-------------------------------------|-----------|-----------|------------|------------|------------|------------|----------------|------------|------------|------------|------------|
| PART I | | | | | | | | | | | |
| Murder/Nonneg. Manslaughter | -- | -- | -- | -- | -- | -- | -- | -- | -- | -- | -- |
| Forcible Rape | -- | -- | -- | -- | 2 | -- | 2 | -- | -- | -- | -- |
| Robbery | -- | -- | -- | 2 | 1 | 1 | 4 | 1 | 2 | -- | -- |
| Aggravated Assault | 1 | 3 | 16 | 7 | 15 | 16 | 58 | 13 | 9 | 9 | 5 |
| Burglary | 2 | 4 | 8 | 12 | 9 | 12 | 47 | 2 | 7 | 5 | 1 |
| Larceny-Theft | 3 | 25 | 80 | 52 | 65 | 33 | 258 | 44 | 34 | 23 | 18 |
| Motor Vehicle Theft | -- | -- | 3 | 7 | 5 | 3 | 18 | 2 | 6 | 4 | 3 |
| Arson | -- | -- | 2 | -- | -- | 1 | 3 | -- | -- | -- | -- |
| PART I SUBTOTAL | 6 | 32 | 109 | 80 | 97 | 66 | 390 | 62 | 58 | 41 | 27 |
| PART II | | | | | | | | | | | |
| Manslaughter by Negligence | -- | -- | -- | -- | -- | -- | -- | -- | -- | -- | -- |
| Other Assaults - Simple | 1 | 7 | 32 | 19 | 16 | 8 | 83 | 24 | 24 | 10 | 13 |
| Forgery and Counterfeiting | -- | -- | -- | -- | -- | -- | -- | -- | 2 | 1 | -- |
| Fraud | -- | -- | -- | -- | -- | -- | -- | -- | -- | -- | 1 |
| Embezzlement | -- | -- | -- | -- | -- | -- | -- | -- | -- | -- | -- |
| Stolen Property | -- | -- | -- | -- | 1 | -- | 1 | 3 | 1 | 4 | 1 |
| Vandalism | -- | 4 | 16 | 9 | 6 | 1 | 36 | 7 | 4 | 1 | 7 |
| Weapons: Carrying, Possessing, Etc. | 1 | -- | 3 | 2 | 3 | -- | 9 | 5 | 1 | 1 | 2 |
| Prostitution and Comm. Vice | -- | -- | -- | -- | -- | -- | -- | -- | -- | 1 | -- |
| Sex Offenses | 1 | 1 | 1 | 1 | 4 | -- | 8 | -- | 4 | 3 | 2 |
| DRUGS, SALE OR MFG. | | | | | | | | | | | |
| Opium, Cocaine, Derivatives | -- | -- | -- | -- | 1 | -- | 1 | 1 | -- | -- | -- |
| Marijuana | -- | -- | 1 | 2 | 1 | 3 | 7 | 4 | -- | 5 | 2 |
| Synthetic Narcotics | -- | -- | -- | -- | -- | -- | -- | -- | -- | -- | -- |
| Other Dangerous Nonnarcotics | -- | -- | -- | -- | -- | 1 | 1 | -- | -- | -- | -- |
| DRUGS, POSSESSION | | | | | | | | | | | |
| Opium, Cocaine, Derivatives | -- | -- | 1 | 1 | 1 | -- | 3 | -- | 1 | -- | 2 |
| Marijuana | -- | 1 | 9 | 17 | 16 | 9 | 52 | 19 | 17 | 15 | 11 |
| Synthetic Narcotics | -- | -- | 1 | -- | -- | 1 | 2 | 1 | 1 | 1 | -- |
| Other Dangerous Nonnarcotics | -- | 1 | -- | 2 | -- | -- | 3 | -- | 1 | 3 | -- |
| All Gambling | -- | -- | -- | -- | -- | -- | -- | -- | -- | -- | -- |
| Offenses Against Family/Children | -- | -- | 1 | -- | -- | -- | 1 | 1 | 2 | -- | 3 |
| Driving Under the Influence | -- | -- | -- | 2 | 3 | 6 | 11 | 10 | 19 | 19 | 24 |
| Liquor Law Violations | 2 | 6 | 47 | 41 | 74 | 73 | 243 | 65 | 70 | 31 | 10 |
| Disorderly Conduct | 3 | 8 | 36 | 14 | 28 | 31 | 120 | 19 | 22 | 14 | 17 |
| Vagrancy | -- | 3 | 2 | 3 | 6 | 5 | 19 | 11 | 7 | 8 | 10 |
| All Other, Except Traffic | -- | 8 | 73 | 57 | 50 | 51 | 239 | 52 | 72 | 75 | 52 |
| Curfew/Loitering (Juvenile) | -- | 2 | 3 | 7 | 4 | 3 | 19 | -- | -- | -- | -- |
| Runaways (Juvenile) | -- | 2 | 16 | 24 | 19 | 14 | 75 | -- | -- | -- | -- |
| PART II SUBTOTAL | 8 | 43 | 242 | 201 | 233 | 206 | 933 | 222 | 248 | 192 | 157 |
| TOTAL | 14 | 75 | 351 | 281 | 330 | 272 | 1,323 | 284 | 306 | 233 | 184 |

PIMA COUNTY - TOTAL ARRESTS BY AGE - 1999*

* SAHUARITA POLICE DEPARTMENT DID NOT PROVIDE COMPLETE DATA.

| OFFENSE CLASSIFICATION | UNDER 10 | 10-12 | 13-14 | 15 | 16 | 17 | TOTAL UNDER 18 | 18 | 19 | 20 | 21 |
|-------------------------------------|------------|--------------|--------------|--------------|--------------|--------------|----------------|--------------|--------------|--------------|--------------|
| PART I | | | | | | | | | | | |
| Murder/Nonneg. Manslaughter | -- | -- | 1 | -- | 1 | 6 | 8 | 5 | 6 | 3 | 6 |
| Forcible Rape | -- | -- | -- | 2 | -- | -- | 2 | 1 | 2 | 1 | 1 |
| Robbery | -- | 4 | 14 | 12 | 11 | 17 | 58 | 24 | 36 | 23 | 19 |
| Aggravated Assault | 8 | 68 | 78 | 33 | 45 | 43 | 275 | 41 | 50 | 34 | 38 |
| Burglary | 8 | 59 | 86 | 69 | 67 | 60 | 349 | 61 | 43 | 24 | 37 |
| Larceny-Theft | 32 | 224 | 443 | 291 | 269 | 281 | 1,540 | 288 | 215 | 136 | 146 |
| Motor Vehicle Theft | -- | 8 | 54 | 71 | 48 | 62 | 243 | 52 | 41 | 22 | 23 |
| Arson | 24 | 33 | 16 | 12 | 6 | 4 | 95 | -- | 1 | 1 | 1 |
| PART I SUBTOTAL | 72 | 396 | 692 | 490 | 447 | 473 | 2,570 | 472 | 394 | 244 | 271 |
| PART II | | | | | | | | | | | |
| Manslaughter by Negligence | -- | -- | -- | -- | -- | -- | -- | 1 | -- | -- | -- |
| Other Assaults - Simple | 40 | 311 | 470 | 258 | 242 | 215 | 1,536 | 194 | 201 | 202 | 229 |
| Forgery and Counterfeiting | -- | -- | 4 | -- | 1 | 1 | 6 | 6 | 3 | 7 | 9 |
| Fraud | -- | 1 | 1 | 3 | 5 | 6 | 16 | 20 | 17 | 16 | 19 |
| Embezzlement | -- | -- | -- | -- | -- | -- | -- | -- | 1 | 1 | -- |
| Stolen Property | -- | 1 | 6 | 4 | 4 | 7 | 22 | 2 | 6 | 4 | 5 |
| Vandalism | 26 | 145 | 238 | 149 | 134 | 134 | 826 | 123 | 83 | 67 | 81 |
| Weapons: Carrying, Possessing, Etc. | 1 | 15 | 49 | 30 | 39 | 49 | 183 | 53 | 62 | 40 | 35 |
| Prostitution and Comm. Vice | -- | -- | -- | -- | -- | 5 | 5 | 10 | 6 | 5 | 5 |
| Sex Offenses | 4 | 19 | 39 | 10 | 7 | 18 | 97 | 5 | 9 | 6 | 7 |
| DRUGS, SALE OR MFG. | | | | | | | | | | | |
| Opium, Cocaine, Derivatives | -- | 1 | 3 | 4 | 9 | 22 | 39 | 16 | 15 | 20 | 20 |
| Marijuana | -- | 1 | 12 | 7 | 13 | 11 | 44 | 18 | 24 | 18 | 16 |
| Synthetic Narcotics | -- | 1 | 6 | 2 | 6 | 8 | 23 | 5 | 18 | 10 | 8 |
| Other Dangerous Nonnarcotics | -- | -- | 10 | 1 | 1 | 2 | 14 | 2 | 9 | 2 | 6 |
| DRUGS, POSSESSION | | | | | | | | | | | |
| Opium, Cocaine, Derivatives | -- | -- | 6 | 6 | 7 | 8 | 27 | 19 | 19 | 12 | 8 |
| Marijuana | 3 | 42 | 210 | 208 | 248 | 307 | 1,018 | 375 | 309 | 228 | 195 |
| Synthetic Narcotics | 1 | 1 | 13 | 9 | 14 | 19 | 57 | 25 | 28 | 30 | 17 |
| Other Dangerous Nonnarcotics | 1 | 36 | 125 | 100 | 132 | 110 | 504 | 163 | 142 | 118 | 85 |
| All Gambling | -- | -- | 2 | 3 | 2 | 1 | 8 | 1 | -- | 3 | 1 |
| Offenses Against Family/Children | 3 | 1 | -- | 2 | 3 | 6 | 15 | 5 | 10 | 6 | 6 |
| Driving Under the Influence | -- | -- | 2 | 5 | 18 | 31 | 56 | 89 | 133 | 120 | 179 |
| Liquor Law Violations | 3 | 16 | 129 | 169 | 293 | 485 | 1,095 | 782 | 752 | 545 | 112 |
| Disorderly Conduct | 27 | 194 | 348 | 219 | 217 | 209 | 1,214 | 208 | 170 | 130 | 139 |
| Vagrancy | -- | -- | -- | -- | 1 | -- | 1 | 3 | 2 | 1 | -- |
| All Other, Except Traffic | 44 | 246 | 595 | 376 | 401 | 411 | 2,073 | 542 | 646 | 603 | 600 |
| Curfew/Loitering (Juvenile) | 14 | 71 | 304 | 295 | 272 | 250 | 1,206 | -- | -- | -- | -- |
| Runaways (Juvenile) | 11 | 217 | 956 | 640 | 610 | 385 | 2,819 | -- | -- | -- | -- |
| PART II SUBTOTAL | 178 | 1,319 | 3,528 | 2,500 | 2,679 | 2,700 | 12,904 | 2,667 | 2,665 | 2,194 | 1,782 |
| TOTAL | 250 | 1,715 | 4,220 | 2,990 | 3,126 | 3,173 | 15,474 | 3,139 | 3,059 | 2,438 | 2,053 |

PIMA COUNTY - TOTAL ARRESTS BY AGE (CONT.) - 1999

| | | | | | | | | | | | | | R | |
|-------|-------|-------|-------|-------|-------|-------|-------|-------|-----|-----|-----|--------|--------|--|
| 2 | 6 | 3 | 13 | 9 | 8 | 4 | 4 | 2 | 1 | -- | 1 | 73 | 81 | |
| 2 | -- | -- | 5 | 6 | 2 | 8 | 1 | 2 | -- | -- | -- | 31 | 33 | |
| 12 | 13 | 9 | 61 | 37 | 23 | 25 | 13 | 2 | -- | -- | -- | 297 | 355 | |
| 33 | 24 | 17 | 104 | 109 | 98 | 64 | 47 | 18 | 10 | 6 | 7 | 700 | 975 | |
| 22 | 11 | 17 | 87 | 65 | 52 | 31 | 13 | 5 | 1 | 1 | 1 | 471 | 820 | |
| 133 | 124 | 107 | 437 | 648 | 547 | 442 | 278 | 112 | 67 | 37 | 58 | 3,775 | 5,315 | |
| 36 | 18 | 22 | 92 | 73 | 60 | 43 | 13 | 3 | 3 | -- | 1 | 502 | 745 | |
| 2 | -- | -- | 1 | 8 | 5 | 4 | 2 | 1 | 3 | -- | -- | 29 | 124 | |
| 242 | 196 | 175 | 800 | 955 | 795 | 621 | 371 | 145 | 85 | 44 | 68 | 5,878 | 8,448 | |
| -- | -- | 1 | 1 | 3 | 2 | 1 | -- | -- | -- | -- | -- | 9 | 9 | |
| 219 | 187 | 184 | 931 | 861 | 857 | 624 | 339 | 161 | 67 | 38 | 40 | 5,334 | 6,870 | |
| 6 | 1 | 9 | 13 | 16 | 24 | 5 | 6 | -- | 1 | 1 | 1 | 108 | 114 | |
| 19 | 17 | 17 | 81 | 96 | 77 | 40 | 42 | 13 | 11 | 7 | 5 | 497 | 513 | |
| -- | 1 | -- | -- | -- | 1 | -- | -- | -- | -- | -- | -- | 4 | 4 | |
| 2 | 5 | 3 | 20 | 14 | 18 | 9 | 7 | 4 | 1 | -- | -- | 100 | 122 | |
| 74 | 67 | 62 | 286 | 207 | 255 | 173 | 88 | 42 | 22 | 9 | 12 | 1,651 | 2,477 | |
| 35 | 23 | 24 | 67 | 35 | 32 | 28 | 14 | 6 | 3 | 2 | 1 | 460 | 643 | |
| 3 | 2 | 9 | 75 | 94 | 101 | 72 | 37 | 25 | 11 | 10 | 14 | 479 | 484 | |
| 7 | 6 | 10 | 40 | 54 | 72 | 61 | 55 | 30 | 22 | 7 | 11 | 402 | 499 | |
| 20 | 17 | 18 | 75 | 66 | 63 | 35 | 12 | 4 | 3 | -- | 2 | 386 | 425 | |
| 7 | 13 | 6 | 52 | 23 | 25 | 17 | 9 | 7 | 1 | 2 | 1 | 239 | 283 | |
| 9 | 15 | 6 | 46 | 43 | 40 | 34 | 14 | 9 | 2 | -- | -- | 259 | 282 | |
| 2 | -- | 1 | 12 | 14 | 3 | 5 | 3 | 1 | -- | -- | -- | 60 | 74 | |
| 10 | 13 | 10 | 57 | 69 | 58 | 32 | 22 | 3 | 5 | 1 | -- | 338 | 365 | |
| 168 | 107 | 105 | 362 | 258 | 247 | 159 | 104 | 52 | 8 | 3 | 5 | 2,685 | 3,703 | |
| 16 | 26 | 22 | 135 | 151 | 156 | 129 | 62 | 29 | 6 | 1 | 2 | 835 | 892 | |
| 87 | 72 | 83 | 334 | 408 | 444 | 322 | 148 | 48 | 20 | 5 | 6 | 2,485 | 2,989 | |
| -- | 1 | 1 | -- | 2 | 3 | -- | 1 | -- | -- | -- | -- | 13 | 21 | |
| 9 | 15 | 9 | 42 | 65 | 48 | 19 | 13 | 4 | 3 | 1 | 2 | 257 | 272 | |
| 195 | 163 | 178 | 756 | 707 | 773 | 610 | 423 | 254 | 134 | 56 | 70 | 4,840 | 4,896 | |
| 90 | 69 | 53 | 260 | 307 | 504 | 506 | 433 | 246 | 149 | 58 | 74 | 4,940 | 6,035 | |
| 147 | 106 | 114 | 536 | 521 | 613 | 555 | 398 | 177 | 83 | 55 | 42 | 3,994 | 5,208 | |
| 1 | -- | 1 | 4 | 5 | 14 | 15 | 13 | 4 | -- | -- | 2 | 65 | 66 | |
| 561 | 518 | 525 | 2,021 | 1,798 | 1,770 | 1,337 | 715 | 373 | 149 | 78 | 106 | 12,342 | 14,415 | |
| -- | -- | -- | -- | -- | -- | -- | -- | -- | -- | -- | -- | -- | 1,206 | |
| -- | -- | -- | -- | -- | -- | -- | -- | -- | -- | -- | -- | -- | 2,819 | |
| 1,687 | 1,444 | 1,451 | 6,206 | 5,817 | 6,200 | 4,788 | 2,958 | 1,492 | 701 | 334 | 396 | 42,782 | 55,686 | |
| 1,929 | 1,640 | 1,626 | 7,006 | 6,772 | 6,995 | 5,409 | 3,329 | 1,637 | 786 | 378 | 464 | 48,660 | 64,134 | |

PINAL COUNTY - TOTAL ARRESTS BY AGE - 1999 *

* PINAL COUNTY SHERIFF'S OFFICE, CENTRAL ARIZONA COLLEGE POLICE DEPT. AND SUPERIOR POLICE DEPT. DID NOT PROVIDE COMPLETE DATA.

| OFFENSE CLASSIFICATION | UNDER 10 | 10-12 | 13-14 | 15 | 16 | 17 | TOTAL UNDER 18 | 18 | 19 | 20 | 21 |
|-------------------------------------|-----------|------------|------------|------------|------------|------------|----------------|------------|------------|------------|------------|
| PART I | | | | | | | | | | | |
| Murder/Nonneg. Manslaughter | -- | -- | -- | -- | -- | -- | -- | 1 | -- | -- | 1 |
| Forcible Rape | -- | 1 | 3 | 1 | -- | -- | 5 | -- | -- | -- | -- |
| Robbery | -- | -- | -- | 2 | 2 | 1 | 5 | 3 | 1 | 1 | 1 |
| Aggravated Assault | -- | 4 | 14 | 16 | 19 | 30 | 83 | 10 | 12 | 10 | 5 |
| Burglary | 1 | 15 | 29 | 11 | 14 | 13 | 83 | 10 | 13 | 8 | 5 |
| Larceny-Theft | 12 | 43 | 117 | 53 | 54 | 48 | 327 | 52 | 36 | 22 | 19 |
| Motor Vehicle Theft | -- | 5 | 9 | 8 | 4 | 5 | 31 | 4 | 2 | 1 | 1 |
| Arson | 1 | -- | 1 | -- | -- | 3 | 5 | -- | -- | -- | -- |
| PART I SUBTOTAL | 14 | 68 | 173 | 91 | 93 | 100 | 539 | 80 | 64 | 42 | 32 |
| PART II | | | | | | | | | | | |
| Manslaughter by Negligence | -- | -- | -- | 1 | -- | 2 | 3 | -- | -- | -- | -- |
| Other Assaults - Simple | 11 | 41 | 89 | 40 | 36 | 44 | 261 | 29 | 32 | 25 | 28 |
| Forgery and Counterfeiting | -- | -- | -- | -- | -- | 1 | 1 | -- | -- | -- | 1 |
| Fraud | -- | -- | -- | -- | 1 | -- | 1 | -- | -- | 2 | 1 |
| Embezzlement | -- | -- | -- | -- | -- | -- | -- | 1 | -- | -- | -- |
| Stolen Property | -- | -- | 8 | 4 | 1 | 2 | 15 | 3 | 1 | 2 | -- |
| Vandalism | 5 | 14 | 27 | 16 | 12 | 14 | 88 | 11 | 9 | 1 | 6 |
| Weapons: Carrying, Possessing, Etc. | -- | 4 | 7 | 6 | 5 | 4 | 26 | 3 | 1 | -- | 1 |
| Prostitution and Comm. Vice | -- | -- | -- | -- | -- | -- | -- | -- | -- | -- | -- |
| Sex Offenses | -- | 1 | 3 | 1 | 2 | 1 | 8 | 1 | -- | 1 | 2 |
| DRUGS, SALE OR MFG. | | | | | | | | | | | |
| Opium, Cocaine, Derivatives | -- | -- | -- | -- | -- | -- | -- | -- | -- | -- | -- |
| Marijuana | -- | 1 | 3 | 2 | 9 | 2 | 17 | 2 | 3 | 1 | -- |
| Synthetic Narcotics | -- | -- | -- | -- | 1 | -- | 1 | 2 | 1 | -- | 2 |
| Other Dangerous Nonnarcotics | -- | -- | -- | -- | -- | -- | -- | -- | -- | -- | -- |
| DRUGS, POSSESSION | | | | | | | | | | | |
| Opium, Cocaine, Derivatives | -- | 1 | -- | -- | 5 | 2 | 8 | 1 | 1 | 1 | 1 |
| Marijuana | -- | 6 | 35 | 14 | 24 | 24 | 103 | 12 | 11 | 6 | 14 |
| Synthetic Narcotics | -- | -- | 1 | 4 | 1 | -- | 6 | 2 | 1 | 1 | 1 |
| Other Dangerous Nonnarcotics | -- | 1 | 3 | 2 | 2 | 3 | 11 | 1 | 2 | 2 | 1 |
| All Gambling | | | | | | | | | | | |
| Offenses Against Family/Children | -- | 4 | 5 | 2 | 3 | 3 | 17 | 5 | 2 | 4 | 1 |
| Driving Under the Influence | -- | -- | 1 | 1 | 2 | 6 | 10 | 15 | 15 | 10 | 23 |
| Liquor Law Violations | 2 | 16 | 35 | 37 | 73 | 90 | 253 | 117 | 100 | 63 | 8 |
| Disorderly Conduct | 1 | 17 | 64 | 31 | 37 | 34 | 184 | 34 | 19 | 22 | 21 |
| Vagrancy | -- | -- | -- | -- | -- | -- | -- | -- | -- | -- | -- |
| All Other, Except Traffic | 8 | 73 | 160 | 84 | 79 | 96 | 500 | 118 | 154 | 164 | 132 |
| Curfew:Loitering (Juvenile) | 1 | 14 | 41 | 33 | 25 | 25 | 139 | -- | -- | -- | -- |
| Runaways (Juvenile) | 1 | 26 | 112 | 41 | 36 | 20 | 236 | -- | -- | -- | -- |
| PART II SUBTOTAL | 29 | 219 | 594 | 319 | 354 | 374 | 1,889 | 357 | 352 | 305 | 243 |
| TOTAL | 43 | 287 | 767 | 410 | 447 | 474 | 2,428 | 437 | 416 | 347 | 275 |

PINAL COUNTY - TOTAL ARRESTS BY AGE (CONT.) - 1999

| 22 | 23 | 24 | 25-29 | 30-34 | 35-39 | 40-44 | 45-49 | 50-54 | 55-59 | 60-64 | 65 AND OVER | TOTAL OVER 18 | TOTAL ALL AGES |
|-----|-----|-----|-------|-------|-------|-------|-------|-------|-------|-------|-------------|---------------|----------------|
| -- | -- | -- | -- | -- | -- | -- | 2 | 1 | 1 | -- | -- | 6 | 6 |
| -- | -- | -- | 1 | -- | -- | -- | -- | -- | -- | -- | -- | 1 | 6 |
| -- | 2 | 1 | 4 | 1 | 2 | 1 | -- | -- | -- | -- | -- | 17 | 22 |
| 11 | 8 | 5 | 17 | 24 | 17 | 19 | 10 | 6 | 1 | -- | 1 | 158 | 239 |
| 8 | 1 | 4 | 8 | 10 | 13 | 9 | 2 | -- | 1 | -- | 1 | 93 | 176 |
| 14 | 18 | 19 | 77 | 73 | 89 | 41 | 19 | 13 | 12 | 2 | 5 | 511 | 838 |
| 3 | 1 | 3 | 3 | 3 | 5 | 6 | -- | -- | -- | -- | -- | 32 | 63 |
| -- | -- | -- | -- | -- | -- | -- | -- | -- | -- | -- | -- | -- | 5 |
| 36 | 30 | 32 | 110 | 111 | 126 | 76 | 33 | 20 | 15 | 2 | 7 | 816 | 1,355 |
| -- | -- | -- | 1 | -- | -- | -- | -- | -- | -- | -- | -- | 1 | 4 |
| 29 | 31 | 25 | 128 | 125 | 98 | 76 | 53 | 20 | 15 | 5 | 3 | 722 | 983 |
| -- | -- | 1 | 5 | 2 | -- | -- | 1 | -- | -- | -- | -- | 10 | 11 |
| 1 | -- | 2 | 1 | 2 | 1 | 1 | 1 | 1 | 1 | -- | -- | 14 | 15 |
| -- | 1 | -- | 1 | -- | -- | -- | -- | -- | -- | -- | -- | 3 | 3 |
| -- | -- | 3 | 5 | 1 | 4 | 1 | 2 | -- | -- | -- | -- | 22 | 37 |
| 6 | 4 | 6 | 15 | 19 | 14 | 7 | 5 | 1 | 1 | -- | 1 | 106 | 194 |
| 1 | 1 | -- | 7 | 7 | 5 | 3 | 1 | 1 | 1 | -- | -- | 32 | 58 |
| -- | -- | -- | -- | 1 | -- | -- | -- | -- | -- | -- | -- | 1 | 1 |
| 1 | 1 | 1 | 3 | 4 | 5 | 5 | 2 | 2 | -- | -- | 1 | 29 | 37 |
| -- | -- | 1 | -- | -- | 1 | 1 | -- | -- | -- | -- | -- | 3 | 3 |
| 1 | -- | 3 | 5 | 6 | 2 | 2 | -- | -- | -- | -- | -- | 25 | 42 |
| 1 | -- | 1 | 1 | 1 | 4 | -- | -- | 1 | -- | -- | -- | 14 | 15 |
| -- | -- | -- | -- | -- | -- | -- | -- | -- | -- | -- | -- | -- | -- |
| 1 | 3 | 1 | 7 | 6 | 7 | 8 | 3 | -- | -- | 1 | -- | 41 | 49 |
| 13 | 3 | 5 | 27 | 11 | 14 | 6 | 5 | -- | 1 | -- | -- | 128 | 231 |
| 2 | -- | -- | 7 | 4 | 5 | 1 | 2 | -- | -- | -- | -- | 26 | 32 |
| 1 | 2 | 2 | 9 | 10 | 6 | 2 | 1 | -- | -- | -- | -- | 39 | 50 |
| -- | -- | -- | -- | -- | -- | -- | -- | -- | -- | -- | -- | -- | 1 |
| 8 | 2 | 4 | 19 | 7 | 6 | 2 | 2 | -- | -- | -- | 1 | 63 | 80 |
| 13 | 12 | 18 | 74 | 64 | 87 | 76 | 57 | 40 | 23 | 11 | 9 | 547 | 557 |
| 10 | 7 | 13 | 37 | 56 | 35 | 15 | 18 | 11 | 8 | 2 | 3 | 503 | 756 |
| 18 | 22 | 28 | 90 | 70 | 74 | 39 | 22 | 8 | 11 | 2 | 6 | 486 | 670 |
| -- | -- | 1 | 1 | -- | 1 | -- | -- | -- | -- | -- | -- | 3 | 3 |
| 126 | 113 | 121 | 483 | 516 | 457 | 312 | 191 | 88 | 24 | 18 | 12 | 3,029 | 3,529 |
| -- | -- | -- | -- | -- | -- | -- | -- | -- | -- | -- | -- | -- | 139 |
| -- | -- | -- | -- | -- | -- | -- | -- | -- | -- | -- | -- | -- | 236 |
| 232 | 202 | 236 | 926 | 912 | 826 | 557 | 366 | 173 | 85 | 39 | 36 | 5,847 | 7,736 |
| 268 | 232 | 268 | 1,036 | 1,023 | 952 | 633 | 399 | 193 | 100 | 41 | 43 | 6,663 | 9,091 |

SANTA CRUZ COUNTY - TOTAL ARRESTS BY AGE - 1999 *

* PATAGONIA MARSHAL'S OFFICE AND SANTA CRUZ COUNTY SHERIFF'S OFFICE DID NOT PROVIDE COMPLETE DATA.

| OFFENSE CLASSIFICATION | UNDER 10 | 10-12 | 13-14 | 15 | 16 | 17 | TOTAL UNDER 18 | 18 | 19 | 20 | 21 |
|-------------------------------------|----------|-----------|-----------|-----------|-----------|-----------|----------------|-----------|------------|-----------|-----------|
| PART I | | | | | | | | | | | |
| Murder/Nonneg. Manslaughter | -- | -- | -- | -- | -- | -- | -- | 2 | -- | -- | -- |
| Forcible Rape | -- | -- | -- | -- | -- | -- | -- | -- | -- | -- | -- |
| Robbery | -- | -- | -- | -- | -- | -- | -- | -- | -- | 1 | 1 |
| Aggravated Assault | -- | 2 | 1 | 2 | 1 | 3 | 9 | 3 | 1 | 1 | 7 |
| Burglary | -- | 4 | 3 | 5 | 3 | 4 | 19 | 2 | 1 | 3 | 1 |
| Larceny-Theft | 1 | 13 | 23 | 12 | 11 | 17 | 77 | 11 | 11 | 6 | 9 |
| Motor Vehicle Theft | -- | 1 | -- | 1 | -- | 3 | 5 | 1 | -- | 1 | -- |
| Arson | -- | -- | -- | -- | 1 | -- | 1 | -- | -- | -- | -- |
| PART I SUBTOTAL | 1 | 20 | 27 | 20 | 16 | 27 | 111 | 19 | 13 | 12 | 18 |
| PART II | | | | | | | | | | | |
| Manslaughter by Negligence | -- | -- | -- | -- | -- | -- | -- | -- | -- | -- | -- |
| Other Assaults - Simple | 1 | 3 | 10 | 1 | 5 | 4 | 24 | 5 | 13 | -- | 3 |
| Forgery and Counterfeiting | -- | -- | -- | -- | -- | -- | -- | -- | -- | -- | -- |
| Fraud | -- | -- | -- | -- | -- | -- | -- | 2 | 1 | 1 | 1 |
| Embezzlement | -- | -- | -- | -- | -- | -- | -- | -- | -- | -- | -- |
| Stolen Property | -- | -- | -- | -- | 3 | 1 | 4 | 1 | -- | 2 | -- |
| Vandalism | -- | -- | -- | -- | -- | -- | -- | -- | -- | -- | -- |
| Weapons: Carrying, Possessing, Etc. | -- | -- | -- | -- | 1 | -- | 1 | 2 | -- | -- | -- |
| Prostitution and Comm. Vice | -- | -- | -- | -- | -- | -- | -- | -- | -- | -- | -- |
| Sex Offenses | -- | -- | -- | -- | -- | -- | -- | -- | -- | -- | -- |
| DRUGS, SALE OR MFG. | | | | | | | | | | | |
| Opium, Cocaine, Derivatives | -- | -- | -- | -- | -- | -- | -- | -- | -- | -- | -- |
| Marijuana | -- | -- | -- | -- | -- | -- | -- | 1 | 1 | -- | -- |
| Synthetic Narcotics | -- | -- | -- | -- | -- | -- | -- | 1 | -- | -- | -- |
| Other Dangerous Nonnarcotics | -- | -- | -- | -- | -- | -- | -- | -- | -- | -- | -- |
| DRUGS, POSSESSION | | | | | | | | | | | |
| Opium, Cocaine, Derivatives | -- | -- | -- | 1 | -- | 1 | 2 | -- | 1 | 1 | -- |
| Marijuana | -- | -- | 1 | 10 | 5 | 13 | 29 | 9 | 4 | 4 | 5 |
| Synthetic Narcotics | -- | -- | 2 | 3 | 1 | 3 | 9 | -- | -- | -- | -- |
| Other Dangerous Nonnarcotics | -- | -- | -- | -- | -- | -- | -- | -- | -- | -- | -- |
| All Gambling | | | | | | | | | | | |
| Offenses Against Family/Children | -- | -- | -- | -- | -- | -- | -- | -- | -- | -- | -- |
| Driving Under the Influence | -- | -- | 1 | -- | 5 | 2 | 8 | 9 | 8 | 8 | 6 |
| Liquor Law Violations | -- | -- | 2 | 1 | -- | -- | 3 | -- | -- | 1 | 1 |
| Disorderly Conduct | 2 | 4 | 4 | 3 | 4 | 6 | 23 | 3 | 14 | 8 | 7 |
| Vagrancy | -- | -- | -- | -- | -- | -- | -- | -- | -- | -- | -- |
| All Other, Except Traffic | 1 | 17 | 30 | 18 | 40 | 27 | 133 | 31 | 45 | 50 | 31 |
| Curfew Loitering (Juvenile) | -- | -- | -- | 1 | -- | -- | 1 | -- | -- | -- | -- |
| Runaways (Juvenile) | -- | 3 | 6 | 2 | 4 | 1 | 16 | -- | -- | -- | -- |
| PART II SUBTOTAL | 4 | 27 | 56 | 40 | 68 | 58 | 253 | 64 | 87 | 75 | 54 |
| TOTAL | 5 | 47 | 83 | 60 | 84 | 85 | 364 | 83 | 100 | 87 | 72 |

SANTA CRUZ COUNTY - TOTAL ARRESTS BY AGE (CONT.) - 1999

| 22 | 23 | 24 | 25-29 | 30-34 | 35-39 | 40-44 | 45-49 | 50-54 | 55-59 | 60-64 | 65 AND OVER | TOTAL OVER 18 | TOTAL ALL AGES |
|----|----|----|-------|-------|-------|-------|-------|-------|-------|-------|-------------|---------------|----------------|
| -- | -- | -- | 1 | -- | -- | -- | 1 | -- | -- | -- | -- | 4 | 4 |
| -- | -- | 1 | 1 | -- | -- | -- | -- | -- | -- | -- | -- | 2 | 2 |
| 1 | 1 | 1 | 1 | -- | -- | -- | -- | -- | -- | -- | -- | 6 | 6 |
| 2 | 3 | 1 | 7 | 3 | 6 | 1 | 4 | -- | -- | -- | 1 | 40 | 49 |
| -- | -- | 1 | 4 | 1 | 1 | 1 | -- | -- | 1 | -- | -- | 16 | 35 |
| 6 | 6 | 10 | 33 | 20 | 16 | 18 | 9 | 4 | 2 | 1 | 1 | 163 | 240 |
| 2 | 1 | -- | 1 | 4 | 2 | -- | -- | -- | -- | -- | -- | 12 | 17 |
| -- | -- | -- | -- | -- | -- | 1 | -- | -- | -- | -- | -- | 1 | 2 |
| 11 | 11 | 14 | 48 | 28 | 25 | 21 | 14 | 4 | 3 | 1 | 2 | 244 | 355 |
| -- | -- | -- | -- | -- | -- | -- | -- | -- | -- | -- | -- | -- | -- |
| 2 | 1 | 6 | 22 | 9 | 13 | 4 | 6 | 2 | 1 | 2 | 2 | 91 | 115 |
| -- | -- | -- | -- | -- | -- | -- | -- | -- | -- | -- | -- | -- | -- |
| -- | -- | -- | 1 | 2 | 1 | -- | -- | -- | -- | -- | -- | 9 | 9 |
| -- | -- | -- | -- | -- | -- | -- | -- | -- | -- | -- | -- | -- | -- |
| 1 | -- | -- | 1 | 2 | -- | -- | -- | -- | -- | -- | -- | 7 | 11 |
| -- | -- | -- | -- | -- | -- | -- | -- | -- | -- | -- | -- | -- | -- |
| -- | -- | -- | -- | -- | -- | -- | -- | -- | -- | -- | -- | 2 | 3 |
| -- | -- | -- | 1 | -- | -- | 1 | -- | -- | -- | -- | -- | 2 | 2 |
| 1 | -- | -- | -- | -- | -- | -- | -- | -- | -- | -- | -- | 1 | 1 |
| -- | -- | -- | -- | -- | -- | -- | -- | -- | -- | -- | -- | -- | -- |
| -- | 1 | 1 | -- | -- | -- | -- | -- | -- | -- | -- | -- | 4 | 4 |
| -- | -- | -- | -- | -- | -- | -- | -- | -- | -- | -- | -- | 1 | 1 |
| -- | -- | -- | -- | -- | -- | -- | -- | -- | -- | -- | -- | -- | -- |
| 1 | -- | -- | 1 | 1 | 2 | 1 | -- | -- | -- | -- | -- | 8 | 10 |
| 4 | 2 | 4 | 14 | 6 | 5 | 4 | 2 | 1 | 1 | -- | -- | 65 | 94 |
| -- | -- | -- | -- | -- | -- | -- | -- | -- | -- | -- | -- | -- | 9 |
| -- | -- | -- | -- | -- | -- | -- | -- | -- | -- | -- | -- | -- | -- |
| -- | -- | -- | -- | -- | -- | -- | -- | -- | -- | -- | -- | -- | -- |
| 10 | 4 | 7 | 30 | 31 | 31 | 34 | 17 | 7 | 10 | 4 | 3 | 219 | 227 |
| -- | -- | -- | -- | -- | -- | -- | -- | -- | -- | -- | -- | 2 | 5 |
| 2 | 2 | 5 | 14 | 12 | 18 | 10 | 7 | 4 | -- | 3 | 5 | 114 | 137 |
| -- | -- | -- | -- | -- | 1 | -- | -- | -- | -- | -- | -- | 1 | 1 |
| 33 | 42 | 30 | 146 | 103 | 76 | 57 | 30 | 13 | 9 | 8 | 2 | 706 | 839 |
| -- | -- | -- | -- | -- | -- | -- | -- | -- | -- | -- | -- | -- | 1 |
| -- | -- | -- | -- | -- | -- | -- | -- | -- | -- | -- | -- | -- | 16 |
| 54 | 52 | 53 | 230 | 166 | 147 | 111 | 62 | 27 | 21 | 17 | 12 | 1,232 | 1,485 |
| 65 | 63 | 67 | 278 | 194 | 172 | 132 | 76 | 31 | 24 | 18 | 14 | 1,476 | 1,840 |

YAVAPAI COUNTY - TOTAL ARRESTS BY AGE - 1999

| OFFENSE CLASSIFICATION | UNDER 10 | 10-12 | 13-14 | 15 | 16 | 17 | TOTAL UNDER 18 | 18 | 19 | 20 | 21 |
|-------------------------------------|-----------|------------|------------|------------|------------|------------|----------------|------------|------------|------------|------------|
| PART I | | | | | | | | | | | |
| Murder/Nonneg. Manslaughter | -- | -- | -- | -- | -- | -- | -- | 3 | -- | -- | 1 |
| Forcible Rape | -- | -- | -- | -- | -- | 1 | 1 | -- | -- | -- | -- |
| Robbery | -- | -- | 1 | 1 | 7 | -- | 9 | 1 | -- | -- | 1 |
| Aggravated Assault | 3 | 9 | 14 | 11 | 11 | 4 | 52 | 9 | 12 | 6 | 9 |
| Burglary | 4 | 14 | 24 | 18 | 18 | 10 | 88 | 20 | 12 | 4 | 6 |
| Larceny-Theft | 12 | 54 | 92 | 60 | 54 | 50 | 322 | 58 | 43 | 30 | 27 |
| Motor Vehicle Theft | -- | -- | 4 | 6 | 4 | 4 | 18 | 1 | 3 | 1 | 1 |
| Arson | 2 | 2 | 1 | 1 | 1 | 1 | 8 | -- | -- | -- | -- |
| PART I SUBTOTAL | 21 | 79 | 136 | 97 | 95 | 70 | 498 | 92 | 70 | 41 | 45 |
| PART II | | | | | | | | | | | |
| Manslaughter by Negligence | -- | -- | -- | -- | -- | -- | -- | 1 | 1 | -- | -- |
| Other Assaults - Simple | 7 | 26 | 51 | 25 | 31 | 25 | 165 | 17 | 32 | 21 | 27 |
| Forgery and Counterfeiting | -- | -- | -- | -- | 1 | 2 | 3 | 3 | 4 | 3 | 2 |
| Fraud | -- | -- | -- | 3 | 1 | -- | 4 | 3 | 2 | 3 | 3 |
| Embezzlement | -- | -- | -- | -- | -- | -- | -- | -- | 2 | -- | 1 |
| Stolen Property | -- | 2 | -- | -- | 2 | 1 | 5 | 1 | 2 | 1 | 1 |
| Vandalism | 20 | 22 | 39 | 13 | 30 | 21 | 145 | 15 | 22 | 14 | 10 |
| Weapons: Carrying, Possessing, Etc. | -- | 1 | 4 | 3 | 2 | 5 | 15 | 3 | 5 | 2 | 3 |
| Prostitution and Comm. Vice | -- | -- | -- | -- | -- | -- | -- | 1 | 1 | -- | -- |
| Sex Offenses | -- | 2 | 5 | 2 | 1 | 2 | 12 | 5 | 1 | -- | 2 |
| DRUGS, SALE OR MFG. | | | | | | | | | | | |
| Opium, Cocaine, Derivatives | -- | -- | 7 | 1 | 1 | 3 | 12 | 3 | -- | -- | 1 |
| Marijuana | -- | 1 | 2 | -- | 5 | 8 | 16 | 9 | 11 | 9 | 4 |
| Synthetic Narcotics | -- | 2 | 5 | 1 | -- | 2 | 10 | 2 | -- | 1 | -- |
| Other Dangerous Nonnarcotics | -- | -- | -- | -- | -- | 1 | 1 | -- | 4 | 6 | 2 |
| DRUGS, POSSESSION | | | | | | | | | | | |
| Opium, Cocaine, Derivatives | -- | -- | 3 | 4 | -- | 3 | 10 | 1 | 2 | -- | 3 |
| Marijuana | -- | 2 | 16 | 13 | 23 | 20 | 74 | 33 | 28 | 24 | 15 |
| Synthetic Narcotics | -- | -- | 2 | 1 | 1 | 4 | 8 | 3 | 1 | 4 | 2 |
| Other Dangerous Nonnarcotics | -- | 3 | 8 | 3 | -- | 1 | 15 | 4 | 6 | 1 | 4 |
| All Gambling | -- | -- | -- | -- | -- | -- | -- | -- | -- | -- | -- |
| Offenses Against Family-Children | 3 | 12 | 20 | 11 | 18 | 11 | 75 | 1 | 1 | 1 | 3 |
| Driving Under the Influence | -- | -- | 2 | 1 | 2 | 10 | 15 | 14 | 24 | 17 | 35 |
| Liquor Law Violations | 1 | 6 | 55 | 63 | 89 | 119 | 333 | 166 | 148 | 121 | 30 |
| Disorderly Conduct | 5 | 26 | 55 | 31 | 44 | 42 | 203 | 18 | 25 | 14 | 18 |
| Vagrancy | -- | -- | -- | -- | -- | -- | -- | -- | -- | -- | -- |
| All Other, Except Traffic | 21 | 48 | 108 | 88 | 103 | 84 | 452 | 101 | 157 | 122 | 122 |
| Curfew Loitering (Juvenile) | -- | 4 | 14 | 16 | 20 | 17 | 71 | -- | -- | -- | -- |
| Runaways (Juvenile) | 3 | 9 | 45 | 45 | 55 | 39 | 196 | -- | -- | -- | -- |
| PART II SUBTOTAL | 60 | 166 | 441 | 324 | 429 | 420 | 1,840 | 404 | 479 | 364 | 288 |
| TOTAL | 81 | 245 | 577 | 421 | 524 | 490 | 2,338 | 496 | 549 | 405 | 333 |

YAVAPAI COUNTY - TOTAL ARRESTS BY AGE (CONT.) - 1999

| 22 | 23 | 24 | 25-29 | 30-34 | 35-39 | 40-44 | 45-49 | 50-54 | 55-59 | 60-64 | 65 AND OVER | TOTAL OVER 18 | TOTAL ALL AGES |
|-----|-----|-----|-------|-------|-------|-------|-------|-------|-------|-------|-------------|---------------|----------------|
| -- | -- | -- | -- | -- | 1 | 1 | 1 | 2 | -- | -- | 1 | 10 | 10 |
| -- | -- | -- | -- | -- | -- | 1 | -- | -- | -- | 1 | -- | 2 | 3 |
| -- | 1 | 1 | 3 | 1 | -- | -- | -- | -- | -- | -- | 1 | 9 | 18 |
| 8 | 8 | 5 | 20 | 21 | 20 | 15 | 24 | 9 | 3 | 1 | 2 | 172 | 224 |
| 11 | 2 | 2 | 10 | 4 | 11 | 10 | -- | 3 | 3 | -- | -- | 98 | 186 |
| 21 | 13 | 12 | 53 | 54 | 60 | 69 | 29 | 24 | 17 | 3 | 18 | 531 | 853 |
| 1 | -- | -- | 4 | 4 | -- | 5 | -- | -- | -- | -- | -- | 20 | 38 |
| -- | -- | -- | 2 | 2 | -- | -- | 1 | -- | -- | 1 | -- | 6 | 14 |
| 41 | 24 | 20 | 92 | 86 | 92 | 101 | 55 | 38 | 23 | 6 | 22 | 848 | 1,346 |
| -- | -- | 1 | 1 | -- | -- | -- | -- | -- | -- | -- | -- | 4 | 4 |
| 14 | 20 | 23 | 108 | 108 | 109 | 91 | 61 | 32 | 8 | 10 | 10 | 691 | 856 |
| 7 | 3 | 1 | 3 | 3 | 7 | 4 | 1 | 1 | -- | -- | 1 | 43 | 46 |
| 4 | 1 | 4 | 8 | 8 | 26 | 18 | 2 | 4 | 3 | 1 | 1 | 91 | 95 |
| -- | 1 | -- | 1 | -- | 1 | 1 | -- | -- | -- | -- | -- | 7 | 7 |
| 2 | -- | 2 | 2 | 6 | 4 | -- | -- | -- | -- | -- | -- | 21 | 26 |
| 5 | 8 | 9 | 42 | 36 | 47 | 23 | 16 | 9 | 4 | 1 | 2 | 263 | 408 |
| 2 | 2 | -- | 5 | 6 | 10 | 3 | 4 | -- | -- | -- | 1 | 46 | 61 |
| -- | -- | -- | -- | 1 | -- | 1 | -- | 1 | -- | -- | -- | 5 | 5 |
| 1 | 5 | 2 | 4 | 7 | 13 | 5 | 6 | 1 | 2 | 1 | 4 | 59 | 71 |
| -- | 1 | 1 | 4 | 9 | -- | 5 | 1 | -- | 1 | -- | -- | 26 | 38 |
| 4 | 5 | 3 | 16 | 9 | 19 | 13 | 12 | 3 | 1 | 2 | -- | 120 | 136 |
| -- | -- | 1 | 4 | 7 | 6 | 4 | 2 | 2 | -- | -- | -- | 29 | 39 |
| 1 | 3 | 1 | 9 | 9 | 18 | 21 | 7 | 3 | 1 | -- | 1 | 86 | 87 |
| -- | 3 | -- | 2 | -- | 1 | -- | 2 | -- | -- | -- | -- | 14 | 24 |
| 6 | 11 | 9 | 34 | 30 | 29 | 14 | 20 | 9 | 1 | -- | 2 | 265 | 339 |
| 4 | 3 | -- | 13 | 12 | 25 | 13 | 8 | 3 | -- | 1 | 1 | 93 | 101 |
| 2 | -- | 1 | 4 | 6 | 2 | 6 | 1 | 4 | -- | -- | -- | 41 | 56 |
| -- | -- | -- | -- | -- | -- | -- | -- | -- | -- | -- | -- | -- | -- |
| -- | 4 | 2 | 12 | 9 | 6 | 12 | 9 | 3 | -- | -- | 1 | 64 | 139 |
| 26 | 16 | 24 | 110 | 113 | 131 | 126 | 103 | 55 | 40 | 34 | 32 | 900 | 915 |
| 19 | 16 | 5 | 26 | 19 | 29 | 26 | 32 | 18 | 10 | 5 | 2 | 672 | 1,005 |
| 26 | 17 | 16 | 61 | 81 | 93 | 63 | 49 | 25 | 12 | 3 | 8 | 529 | 732 |
| -- | -- | -- | -- | -- | 2 | 1 | -- | 1 | -- | 1 | -- | 5 | 5 |
| 76 | 70 | 80 | 321 | 315 | 337 | 254 | 177 | 76 | 43 | 10 | 25 | 2,286 | 2,738 |
| -- | -- | -- | -- | -- | -- | -- | -- | -- | -- | -- | -- | -- | 71 |
| -- | -- | -- | -- | -- | -- | -- | -- | -- | -- | -- | -- | -- | 196 |
| 199 | 189 | 185 | 790 | 794 | 915 | 704 | 513 | 250 | 126 | 69 | 91 | 6,360 | 8,200 |
| 240 | 213 | 205 | 882 | 880 | 1,007 | 805 | 568 | 288 | 149 | 75 | 113 | 7,208 | 9,546 |

YUMA COUNTY - TOTAL ARRESTS BY AGE - 1999 *

* YUMA POLICE DEPARTMENT DID NOT PROVIDE COMPLETE DATA.

| OFFENSE CLASSIFICATION | UNDER 10 | 10-12 | 13-14 | 15 | 16 | 17 | TOTAL UNDER 18 | 18 | 19 | 20 | 21 |
|-------------------------------------|-----------|-----------|------------|------------|------------|------------|----------------|------------|------------|------------|------------|
| PART I | | | | | | | | | | | |
| Murder/Nonneg. Manslaughter | -- | -- | -- | -- | -- | -- | -- | -- | -- | -- | -- |
| Forcible Rape | -- | -- | -- | -- | -- | -- | -- | -- | -- | -- | -- |
| Robbery | -- | -- | -- | 1 | -- | 1 | 2 | 1 | 1 | -- | 4 |
| Aggravated Assault | -- | 4 | 9 | 3 | 2 | 4 | 22 | 7 | 10 | 6 | 7 |
| Burglary | 2 | 4 | 13 | 8 | 9 | 6 | 42 | 6 | 2 | 4 | 3 |
| Larceny-Theft | 7 | 20 | 16 | 12 | 8 | 11 | 74 | 14 | 12 | 11 | 8 |
| Motor Vehicle Theft | -- | 1 | 1 | 3 | 2 | 5 | 12 | 2 | 5 | 5 | 2 |
| Arson | 2 | 1 | 1 | -- | 1 | -- | 5 | -- | -- | -- | -- |
| PART I SUBTOTAL | 11 | 30 | 40 | 27 | 22 | 27 | 157 | 30 | 30 | 26 | 24 |
| PART II | | | | | | | | | | | |
| Manslaughter by Negligence | -- | -- | -- | -- | -- | -- | -- | -- | -- | -- | -- |
| Other Assaults - Simple | 3 | 8 | 9 | 12 | 8 | 11 | 51 | 8 | 21 | 14 | 10 |
| Forgery and Counterfeiting | -- | -- | -- | -- | -- | -- | -- | -- | 1 | -- | -- |
| Fraud | -- | -- | -- | -- | -- | -- | -- | -- | 1 | 1 | -- |
| Embezzlement | -- | -- | -- | -- | -- | -- | -- | 1 | -- | -- | -- |
| Stolen Property | -- | -- | -- | -- | -- | -- | -- | -- | 1 | -- | -- |
| Vandalism | 2 | 6 | 5 | 9 | 11 | 10 | 43 | 4 | 2 | 4 | 2 |
| Weapons: Carrying, Possessing, Etc. | -- | -- | -- | -- | -- | -- | -- | -- | 1 | 1 | 2 |
| Prostitution and Comm. Vice | -- | -- | -- | -- | -- | -- | -- | -- | -- | -- | -- |
| Sex Offenses | -- | -- | -- | 1 | 1 | -- | 2 | -- | -- | -- | 3 |
| DRUGS, SALE OR MFG. | | | | | | | | | | | |
| Opium, Cocaine, Derivatives | -- | -- | -- | -- | -- | -- | -- | -- | -- | -- | -- |
| Marijuana | 1 | -- | 2 | 1 | 2 | 6 | 12 | 2 | -- | 2 | 1 |
| Synthetic Narcotics | -- | -- | -- | -- | -- | -- | -- | -- | -- | 1 | -- |
| Other Dangerous Nonnarcotics | -- | -- | -- | -- | -- | -- | -- | -- | -- | -- | -- |
| DRUGS, POSSESSION | | | | | | | | | | | |
| Opium, Cocaine, Derivatives | -- | -- | 1 | -- | -- | -- | 1 | -- | -- | 2 | -- |
| Marijuana | -- | 2 | 3 | 10 | 10 | 23 | 48 | 13 | 8 | 7 | 4 |
| Synthetic Narcotics | -- | -- | -- | -- | -- | -- | -- | -- | -- | 2 | 1 |
| Other Dangerous Nonnarcotics | -- | -- | -- | -- | 1 | -- | 1 | -- | 4 | 1 | -- |
| All Gambling | | | | | | | | | | | |
| Offenses Against Family/Children | -- | -- | -- | 1 | 1 | 1 | 3 | -- | -- | -- | 1 |
| Driving Under the Influence | -- | -- | 1 | -- | 1 | 4 | 6 | 4 | 19 | 11 | 22 |
| Liquor Law Violations | 2 | -- | 15 | 17 | 20 | 42 | 96 | 46 | 59 | 28 | 8 |
| Disorderly Conduct | -- | 6 | 26 | 16 | 18 | 14 | 80 | 16 | 10 | 10 | 10 |
| Vagrancy | -- | -- | -- | -- | -- | -- | -- | -- | -- | -- | -- |
| All Other, Except Traffic | 2 | 13 | 51 | 47 | 44 | 45 | 202 | 51 | 60 | 60 | 62 |
| Curfew-Loitering (Juvenile) | -- | 1 | 4 | 11 | 14 | 7 | 37 | -- | -- | -- | -- |
| Runaways (Juvenile) | -- | 3 | 23 | 27 | 16 | 6 | 75 | -- | -- | -- | -- |
| PART II SUBTOTAL | 10 | 39 | 140 | 153 | 147 | 169 | 658 | 145 | 187 | 146 | 126 |
| TOTAL | 21 | 69 | 180 | 180 | 169 | 196 | 815 | 175 | 217 | 172 | 150 |

YUMA COUNTY - TOTAL ARRESTS BY AGE (CONT.) - 1999

| 22 | 23 | 24 | 25-29 | 30-34 | 35-39 | 40-44 | 45-49 | 50-54 | 55-59 | 60-64 | 65 AND OVER | TOTAL OVER 18 | TOTAL ALL AGES |
|-----|-----|-----|-------|-------|-------|-------|-------|-------|-------|-------|-------------|---------------|----------------|
| -- | -- | -- | -- | -- | -- | 1 | -- | -- | -- | -- | -- | 1 | 1 |
| 1 | -- | -- | -- | -- | -- | -- | -- | 1 | -- | -- | -- | 2 | 2 |
| -- | -- | -- | -- | 1 | 1 | -- | -- | -- | -- | -- | -- | 8 | 10 |
| 5 | 8 | 7 | 17 | 18 | 20 | 15 | 7 | 3 | 3 | -- | 1 | 134 | 156 |
| 7 | 7 | 1 | 7 | 12 | 5 | 2 | 1 | -- | -- | -- | -- | 57 | 99 |
| 7 | 11 | 4 | 38 | 32 | 21 | 20 | 13 | 6 | 2 | -- | 5 | 204 | 278 |
| 3 | 2 | 1 | 4 | 5 | 1 | 1 | -- | 1 | -- | -- | -- | 32 | 44 |
| -- | -- | -- | 2 | 1 | -- | 1 | -- | -- | -- | -- | -- | 4 | 9 |
| 23 | 28 | 13 | 68 | 69 | 48 | 40 | 21 | 11 | 5 | -- | 6 | 442 | 599 |
| -- | -- | -- | -- | -- | 1 | -- | -- | -- | -- | -- | -- | 1 | 1 |
| 22 | 20 | 16 | 46 | 75 | 50 | 37 | 23 | 9 | 11 | 2 | 7 | 371 | 422 |
| -- | -- | -- | 1 | 3 | 1 | 1 | 1 | -- | -- | -- | 1 | 9 | 9 |
| -- | -- | -- | 1 | 1 | 2 | 2 | 1 | -- | -- | -- | 3 | 12 | 12 |
| -- | -- | -- | -- | -- | -- | -- | -- | -- | -- | -- | -- | 1 | 1 |
| -- | -- | -- | 1 | 2 | -- | 1 | 1 | -- | -- | -- | -- | 6 | 6 |
| 1 | 4 | 3 | 7 | 12 | 7 | 2 | 1 | 1 | -- | -- | 1 | 51 | 94 |
| -- | -- | -- | 1 | 2 | 1 | -- | -- | -- | -- | -- | -- | 8 | 8 |
| 1 | -- | -- | -- | -- | -- | 1 | -- | -- | -- | -- | 1 | 3 | 3 |
| 1 | -- | -- | 3 | 6 | 5 | 1 | 2 | 1 | 2 | -- | 3 | 27 | 29 |
| -- | -- | -- | -- | -- | -- | 1 | -- | -- | -- | -- | -- | 1 | 1 |
| -- | -- | 2 | 2 | 2 | -- | -- | -- | 1 | -- | -- | -- | 12 | 24 |
| 1 | -- | -- | -- | 1 | 1 | -- | 2 | -- | -- | -- | -- | 6 | 6 |
| -- | -- | 1 | 1 | 1 | 1 | -- | -- | -- | -- | -- | -- | 4 | 4 |
| 1 | -- | -- | 4 | 4 | -- | 1 | -- | -- | -- | -- | -- | 12 | 13 |
| 9 | 1 | 7 | 23 | 15 | 18 | 7 | 6 | 3 | 2 | -- | -- | 123 | 171 |
| -- | -- | -- | 8 | 9 | -- | 1 | 1 | -- | -- | -- | -- | 22 | 22 |
| -- | 2 | 1 | 4 | 3 | 1 | -- | 2 | -- | -- | -- | -- | 18 | 19 |
| -- | -- | -- | -- | 1 | 1 | 1 | -- | -- | -- | -- | -- | 5 | 6 |
| 1 | 1 | 1 | 5 | 5 | 6 | 3 | 1 | 2 | -- | -- | 2 | 28 | 31 |
| 14 | 12 | 16 | 39 | 55 | 40 | 39 | 23 | 21 | 8 | 7 | 8 | 338 | 344 |
| 7 | 1 | 2 | 22 | 24 | 28 | 31 | 21 | 17 | 4 | 2 | 2 | 302 | 398 |
| 14 | 10 | 6 | 24 | 24 | 22 | 21 | 15 | 8 | 6 | 3 | -- | 199 | 279 |
| -- | -- | -- | -- | -- | -- | -- | -- | -- | -- | -- | -- | -- | -- |
| 52 | 56 | 38 | 202 | 181 | 161 | 146 | 96 | 40 | 29 | 15 | 18 | 1,267 | 1,469 |
| -- | -- | -- | -- | -- | -- | -- | -- | -- | -- | -- | -- | -- | 37 |
| -- | -- | -- | -- | -- | -- | -- | -- | -- | -- | -- | -- | -- | 75 |
| 124 | 107 | 93 | 394 | 426 | 346 | 296 | 196 | 103 | 62 | 29 | 46 | 2,826 | 3,484 |
| 147 | 135 | 106 | 462 | 495 | 394 | 336 | 217 | 114 | 67 | 29 | 52 | 3,268 | 4,083 |

POLICE DISPOSITION OF JUVENILES - 1999

| COUNTY | TOTAL | Handled within Department and Released | Referred to Juvenile Court or Probation Department | Referred to Welfare Agency | Referred to Other Police Agency | Referred to Criminal or Adult Court |
|--------------|---------------|--|--|----------------------------|---------------------------------|-------------------------------------|
| APACHE | 358 | 6 | 338 | 1 | -- | 13 |
| COCHISE | 2,233 | 222 | 1,996 | -- | 1 | 14 |
| COCONINO | 1,864 | 18 | 1,839 | 1 | 2 | 4 |
| GILA | 803 | 31 | 772 | -- | -- | -- |
| GRAHAM | 608 | 19 | 584 | -- | -- | 5 |
| GREENLEE | 70 | -- | 70 | -- | -- | -- |
| LA PAZ | 134 | 8 | 122 | -- | 4 | -- |
| MARICOPA | 27,690 | 1,293 | 24,177 | 9 | 330 | 1,881 |
| MOHAVE | 2,441 | 7 | 2,425 | -- | 1 | 8 |
| NAVAJO | 1,353 | 58 | 1,284 | -- | -- | 11 |
| PIMA | 15,498 | 209 | 15,232 | 2 | 8 | 47 |
| PINAL | 2,437 | 282 | 2,036 | 2 | 7 | 110 |
| SANTA CRUZ | 364 | 7 | 357 | -- | -- | -- |
| YAVAPAI | 2,338 | 102 | 2,232 | -- | -- | 4 |
| YUMA | 821 | 107 | 704 | -- | 8 | 2 |
| TOTAL | 59,012 | 2,369 | 54,168 | 15 | 361 | 2,099 |

AGENCY DATA

AGENCY DATA - 1999

| AGENCY | Months on File | Crime Index Total | Violent Crime Total | Murder | Rape | Robbery | Aggravated Assault |
|-----------------------------|----------------|-------------------|---------------------|--------|------|---------|--------------------|
| Apache County SO | 12 | 274 | 38 | -- | 2 | 1 | 35 |
| Apache Junction PD | 12 | 1,229 | 106 | 2 | 5 | 10 | 89 |
| AZ Dept. of Public Safety | 12 | 19 | 9 | -- | -- | -- | 9 |
| AZ State Capitol PD | 12 | 130 | -- | -- | -- | -- | -- |
| AZ State University PD | 12 | 1,257 | 27 | -- | 2 | 2 | 23 |
| AZ State University West PD | 12 | 29 | -- | -- | -- | -- | -- |
| AZ Western College PD | 12 | 46 | 2 | -- | 1 | -- | 1 |
| Avondale PD | 12 | 1,931 | 138 | 1 | 4 | 30 | 103 |
| Benson PD | 12 | 138 | 5 | -- | 1 | 1 | 3 |
| Bisbee PD | 12 | 348 | 25 | -- | -- | -- | 25 |
| Buckeye PD | 12 | 369 | 26 | 1 | -- | 6 | 19 |
| Bullhead City PD | 12 | 1,712 | 178 | 1 | 4 | 29 | 144 |
| Camp Verde MO | 12 | 463 | 60 | -- | 1 | 1 | 58 |
| Casa Grande PD | 12 | 2,208 | 211 | 1 | 5 | 34 | 171 |
| Central AZ College PD | 6 | 28 | -- | -- | -- | -- | -- |
| Chandler PD | 12 | 8,009 | 360 | 6 | 23 | 133 | 198 |
| Chino Valley PD | 12 | 400 | 28 | 1 | 1 | 1 | 25 |
| Clarkdale PD | 12 | 74 | 8 | -- | -- | -- | 8 |
| Clifton PD | 0 | -- | -- | -- | -- | -- | -- |
| Cochise County SO | 12 | 1,158 | 281 | 3 | 6 | 22 | 250 |
| Cococino County SO | 12 | 663 | 72 | 4 | 12 | 6 | 50 |
| Colorado City MO | 12 | 5 | 1 | -- | -- | -- | 1 |

AGENCY DATA (CONT.) - 1999

| Property Crime Total | Burglary | Larceny | Motor Vehicle Theft | Arson | Employee Data | | | | Estimated Population |
|----------------------------|----------|---------|---------------------------|-------|---------------|-----------------|--------------------|--------------------|-------------------------|
| | | | | | Sworn Male | Sworn Female | Total Civilians | Total Employees | |
| 236 | 67 | 163 | 5 | 1 | 25 | 1 | 41 | 67 | 56,365 |
| 1,123 | 288 | 732 | 92 | 11 | 46 | 4 | 25 | 75 | 24,480 |
| 10 | -- | 10 | -- | -- | 984 | 81 | 790 | 1,855 | -- |
| 130 | 7 | 109 | 14 | -- | 33 | 3 | 36 | 72 | -- |
| 1,230 | 355 | 818 | 52 | 5 | 36 | 5 | 22 | 63 | |
| 29 | 3 | 21 | 4 | 1 | 8 | -- | 5 | 13 | -- |
| 44 | 1 | 41 | 1 | 1 | 7 | -- | 1 | 8 | -- |
| 1,793 | 406 | 1,225 | 152 | 10 | 54 | 4 | 17 | 75 | 32,270 |
| 133 | 31 | 96 | 6 | -- | 11 | -- | 6 | 17 | 4,605 |
| 323 | 48 | 261 | 13 | 1 | 17 | 1 | 6 | 24 | 6,525 |
| 343 | 77 | 251 | 14 | 1 | 16 | 1 | 7 | 24 | 5,865 |
| 1,534 | 399 | 998 | 124 | 13 | 72 | 3 | 37 | 112 | 29,315 |
| 403 | 64 | 321 | 13 | 5 | 16 | 1 | 10 | 27 | 8,690 |
| 1,997 | 402 | 1,468 | 112 | 15 | 47 | 5 | 19 | 71 | 23,175 |
| 28 | 9 | 16 | 2 | 1 | 6 | -- | 1 | 7 | -- |
| 7,649 | 1,568 | 5,150 | 894 | 37 | 229 | 17 | 112 | 358 | 169,000 |
| 372 | 128 | 236 | 7 | 1 | 16 | 1 | 10 | 27 | 7,505 |
| 66 | 29 | 33 | 3 | 1 | 8 | -- | 1 | 9 | 3,045 |
| -- | -- | -- | -- | -- | 5 | 2 | 5 | 12 | 3,035 |
| 877 | 284 | 463 | 123 | 7 | 69 | 6 | 94 | 169 | 50,385 |
| 591 | 148 | 404 | 28 | 11 | 60 | 4 | 111 | 175 | 48,250 |
| 4 | 2 | 2 | -- | -- | 5 | -- | 1 | 6 | 4,365 |

AGENCY DATA - 1999

| AGENCY | Months on File | Crime Index Total | Violent Crime Total | Murder | Rape | Robbery | Aggravated Assault |
|--------------------|----------------|-------------------|---------------------|--------|------|---------|--------------------|
| Coolidge PD | 12 | 529 | 83 | 1 | 5 | 20 | 57 |
| Cottonwood PD | 12 | 861 | 76 | -- | 1 | -- | 75 |
| Douglas PD | 12 | 839 | 35 | -- | -- | 9 | 26 |
| Eagar PD | 12 | 185 | 17 | -- | 2 | -- | 15 |
| El Mirage PD | 12 | 441 | 51 | 3 | 2 | 11 | 35 |
| Eloy PD | 10 | 610 | 90 | -- | 6 | 15 | 69 |
| Flagstaff PD | 12 | 4,600 | 297 | 1 | 22 | 52 | 222 |
| Florence PD | 12 | 243 | 31 | -- | -- | 1 | 30 |
| Fountain Hills MO* | 0 | -- | -- | -- | -- | -- | -- |
| Fredonia MO | 0 | -- | -- | -- | -- | -- | -- |
| Gila County SO** | 0 | -- | -- | -- | -- | -- | -- |
| Gilbert PD | 12 | 3,565 | 104 | 1 | 22 | 24 | 57 |
| Glendale PD | 12 | 13,375 | 1,226 | 16 | 87 | 371 | 752 |
| Globe PD | 12 | 478 | 65 | -- | -- | 3 | 62 |
| Goodyear PD | 12 | 722 | 36 | -- | 2 | 10 | 24 |
| Graham County SO | 12 | 253 | 23 | -- | -- | -- | 23 |
| Greenlee County SO | 12 | 86 | 5 | -- | -- | -- | 5 |
| Hayden PD | 12 | 35 | 15 | -- | -- | -- | 15 |
| Holbrook PD | 12 | 346 | 29 | 1 | 1 | 2 | 25 |
| Huachuca City PD | 12 | 34 | 6 | -- | -- | -- | 6 |
| Jerome PD | 12 | 20 | 5 | -- | -- | -- | 5 |
| Kearny PD | 12 | 90 | 3 | -- | -- | -- | 3 |

* DATA INCLUDED WITH MARICOPA COUNTY SHERIFF'S OFFICE.

** DATA NOT PROVIDED DUE TO COMPUTER PROBLEMS.

AGENCY DATA (CONT.) - 1999

| Property Crime Total | Burglary | Larceny | Motor Vehicle Theft | Arson | Employee Data | | | | Estimated Population |
|----------------------------|----------|---------|---------------------------|-------|---------------|-----------------|--------------------|--------------------|-------------------------|
| | | | | | Sworn Male | Sworn Female | Total Civilians | Total Employees | |
| 446 | 95 | 258 | 89 | 4 | 19 | 3 | 7 | 29 | 7,405 |
| 785 | 94 | 656 | 32 | 3 | 22 | 2 | 14 | 38 | 8,845 |
| 804 | 150 | 519 | 134 | 1 | 37 | -- | 14 | 51 | 14,955 |
| 168 | 45 | 111 | 11 | 1 | 8 | -- | 2 | 10 | 4,910 |
| 390 | 127 | 222 | 37 | 4 | 21 | 2 | 3 | 26 | 5,860 |
| 520 | 166 | 299 | 45 | 10 | 24 | 3 | 13 | 40 | 10,610 |
| 4,303 | 462 | 3,639 | 190 | 12 | 79 | 6 | 40 | 125 | 60,880 |
| 212 | 37 | 167 | 7 | 1 | 10 | 2 | 6 | 18 | 14,470 |
| -- | -- | -- | -- | -- | 12 | 3 | 6 | 21 | 18,595 |
| -- | -- | -- | -- | -- | 1 | -- | -- | 1 | 1,420 |
| -- | -- | -- | -- | -- | 46 | 2 | 65 | 113 | 25,935 |
| 3,461 | 1,150 | 2,202 | 99 | 10 | 114 | 13 | 51 | 178 | 100,850 |
| 12,149 | 2,234 | 7,563 | 2,286 | 66 | 248 | 33 | 103 | 384 | 208,095 |
| 413 | 69 | 317 | 26 | 1 | 26 | 2 | 9 | 37 | 8,080 |
| 686 | 264 | 380 | 41 | 1 | 33 | 3 | 10 | 46 | 17,085 |
| 230 | 37 | 185 | 8 | -- | 16 | 2 | 30 | 48 | 19,360 |
| 81 | 7 | 73 | 1 | -- | 15 | -- | 11 | 26 | 6,190 |
| 20 | 10 | 10 | -- | -- | 6 | -- | 1 | 7 | 910 |
| 317 | 61 | 240 | 15 | 1 | 16 | 1 | 5 | 22 | 5,645 |
| 28 | 9 | 15 | 4 | -- | 4 | -- | 5 | 9 | 2,060 |
| 15 | 5 | 10 | -- | -- | 3 | -- | -- | 3 | 580 |
| 87 | 24 | 60 | 3 | -- | 6 | 1 | 5 | 12 | 2,545 |

AGENCY DATA - 1999

| AGENCY | Months on File | Crime Index Total | Violent Crime Total | Murder | Rape | Robbery | Aggravated Assault |
|---------------------------|----------------|-------------------|---------------------|--------|------|---------|--------------------|
| Kingman PD | 12 | 1,428 | 100 | 3 | 9 | 11 | 77 |
| La Paz County SO | 12 | 586 | 41 | | 2 | 5 | 34 |
| Lake Havasu City PD | 12 | 1,227 | 73 | 2 | 1 | 7 | 63 |
| Mammoth PD | 12 | 80 | 14 | | | 1 | 13 |
| Marana PD | 12 | 1,024 | 49 | | 4 | 9 | 36 |
| Maricopa County SO | 12 | 6,112 | 635 | 16 | 29 | 90 | 500 |
| Mesa PD | 12 | 22,781 | 2,132 | 9 | 134 | 370 | 1,619 |
| Miami PD | 12 | 99 | 9 | -- | 1 | -- | 8 |
| Mohave County SO | 12 | 1,672 | 118 | 2 | 1 | 11 | 104 |
| Navajo County SO | 12 | 614 | 65 | | 5 | 4 | 56 |
| Nogales PD | 12 | 822 | 76 | | 6 | 11 | 59 |
| Northern AZ University PD | 12 | 382 | 9 | | 4 | 1 | 4 |
| Oro Valley PD | 12 | 352 | 17 | -- | 1 | 1 | 15 |
| Page PD | 12 | 504 | 51 | -- | -- | 7 | 44 |
| Paradise Valley PD | 12 | 458 | 17 | -- | 1 | 1 | 15 |
| Parker PD | 12 | 72 | 10 | -- | -- | 1 | 9 |
| Patagonia MO | 0 | -- | -- | -- | -- | -- | -- |
| Payson PD | 12 | 466 | 24 | | 5 | 2 | 17 |
| Peoria PD | 12 | 3,782 | 236 | 6 | 23 | 46 | 161 |
| Phoenix PD | 12 | 94,879 | 10,200 | 215 | 400 | 3,819 | 5,766 |
| Pima College PD | 12 | 165 | 6 | -- | -- | 1 | 5 |
| Pima County SO | 12 | 10,347 | 766 | 25 | 82 | 172 | 487 |

AGENCY DATA (CONT.) - 1999

| Property Crime Total | Burglary | Larceny | Motor Vehicle Theft | Arson | Employee Data | | | | Estimated Population |
|----------------------------|----------|---------|---------------------------|-------|---------------|-----------------|--------------------|--------------------|-------------------------|
| | | | | | Sworn Male | Sworn Female | Total Civilians | Total Employees | |
| 1,328 | 215 | 1,031 | 80 | 2 | 41 | 4 | 22 | 67 | 20,000 |
| 545 | 98 | 419 | 26 | 2 | 29 | 4 | 54 | 87 | 13,685 |
| 1,154 | 163 | 921 | 66 | 4 | 59 | 3 | 22 | 84 | 41,045 |
| 66 | 26 | 35 | 5 | -- | 4 | 1 | 3 | 8 | 2,065 |
| 975 | 106 | 783 | 82 | 4 | 43 | 8 | 14 | 65 | 12,350 |
| 5,477 | 1,659 | 3,048 | 750 | 20 | 557 | 40 | 1,665 | 2,262 | 239,080 |
| 20,649 | 3,916 | 13,833 | 2,851 | 49 | 614 | 63 | 401 | 1,078 | 374,560 |
| 90 | 38 | 45 | 7 | -- | 9 | 1 | 2 | 12 | 2,045 |
| 1,554 | 503 | 905 | 130 | 16 | 87 | 6 | 140 | 233 | 48,200 |
| 549 | 278 | 224 | 42 | 5 | 45 | 7 | 58 | 110 | 56,875 |
| 746 | 106 | 537 | 100 | 3 | 60 | 1 | 16 | 77 | 21,565 |
| 373 | 48 | 305 | 7 | 13 | 14 | 5 | 9 | 28 | |
| 335 | 37 | 278 | 16 | 4 | 49 | 10 | 21 | 80 | 27,350 |
| 453 | 74 | 357 | 17 | 5 | 25 | 2 | 21 | 48 | 9,430 |
| 441 | 248 | 164 | 27 | 2 | 34 | -- | 9 | 43 | 13,390 |
| 62 | 25 | 33 | 1 | 3 | 11 | 1 | 4 | 16 | 3,175 |
| -- | -- | -- | -- | -- | 6 | -- | -- | 6 | 950 |
| 442 | 44 | 372 | 24 | 2 | 24 | 1 | 11 | 36 | 13,180 |
| 3,546 | 785 | 2,256 | 482 | 23 | 95 | 14 | 41 | 150 | 101,235 |
| 84,679 | 15,927 | 50,556 | 17,959 | 237 | 2,245 | 333 | 938 | 3,516 | 1,240,775 |
| 159 | 55 | 101 | 3 | -- | 25 | 4 | 5 | 34 | -- |
| 9,581 | 1,834 | 6,141 | 1,491 | 115 | 388 | 50 | 694 | 1,132 | 321,665 |

AGENCY DATA (CONT.) - 1999

| Property Crime Total | Burglary | Larceny | Motor Vehicle Theft | Arson | Employee Data | | | | Estimated Population |
|----------------------------|----------|---------|---------------------------|-------|---------------|-----------------|--------------------|--------------------|-------------------------|
| | | | | | Sworn Male | Sworn Female | Total Civilians | Total Employees | |
| 51 | 7 | 37 | 7 | -- | 3 | -- | -- | 3 | 2,215 |
| 1,291 | 299 | 874 | 113 | 5 | 120 | 8 | 191 | 319 | 77,160 |
| 210 | 75 | 126 | 9 | -- | 17 | -- | 9 | 26 | 3,545 |
| 1,671 | 302 | 1,276 | 64 | 29 | 54 | 4 | 30 | 88 | 35,785 |
| 527 | 133 | 377 | 15 | 2 | 33 | 3 | 13 | 49 | 21,965 |
| 69 | 20 | 44 | 4 | 1 | 5 | 1 | 1 | 7 | 2,390 |
| 257 | 46 | 198 | 13 | -- | 19 | -- | 3 | 22 | 9,635 |
| 34 | -- | 27 | 6 | 1 | 8 | -- | 1 | 9 | 3,310 |
| 68 | 14 | 53 | 1 | -- | 6 | -- | 3 | 9 | 3,585 |
| 333 | 86 | 207 | 40 | -- | 20 | 2 | 9 | 31 | 15,015 |
| 141 | 71 | 40 | 30 | -- | 36 | 2 | 30 | 68 | 16,585 |
| 8,264 | 1,670 | 5,469 | 1,057 | 68 | 277 | 36 | 169 | 482 | 204,660 |
| 283 | 86 | 188 | 9 | -- | 19 | 4 | 9 | 32 | 10,145 |
| 524 | 74 | 425 | 21 | 4 | 23 | 2 | 11 | 36 | 8,245 |
| 1,322 | 181 | 1,057 | 82 | 2 | 44 | 2 | 26 | 72 | 40,680 |
| 255 | 52 | 194 | 9 | -- | 11 | -- | 4 | 15 | 7,745 |
| 132 | 16 | 107 | 9 | -- | 16 | 1 | 6 | 23 | 7,120 |
| 535 | 110 | 356 | 67 | 2 | 25 | 1 | 8 | 34 | 5,650 |
| 72 | 3 | 69 | -- | -- | 6 | -- | 2 | 8 | 2,090 |
| 90 | 29 | 59 | 2 | -- | 5 | 2 | 5 | 12 | 3,490 |
| 641 | 172 | 414 | 50 | 5 | 34 | 3 | 12 | 49 | 26,145 |
| 13,255 | 1,930 | 9,297 | 1,988 | 40 | 286 | 44 | 140 | 470 | 161,995 |

AGENCY DATA - 1999

| AGENCY | Months on File | Crime Index Total | Violent Crime Total | Murder | Rape | Robbery | Aggravated Assault |
|---------------------|----------------|-------------------|---------------------|--------|------|---------|--------------------|
| Thatcher PD | 12 | 224 | 5 | -- | -- | -- | 5 |
| Tolleson PD | 12 | 508 | 34 | -- | 3 | 8 | 23 |
| Tombstone MO | 12 | 28 | -- | -- | -- | -- | -- |
| Tucson PD | 12 | 42,680 | 4,307 | 36 | 245 | 1,281 | 2,745 |
| University of AZ PD | 12 | 1,193 | 15 | -- | 2 | 7 | 6 |
| Wellton MO | 12 | 45 | 2 | -- | -- | -- | 2 |
| Wickenburg PD | 12 | 111 | 7 | -- | 1 | -- | 6 |
| Willcox PD | 12 | 373 | 8 | -- | 2 | 1 | 5 |
| Williams PD | 0 | -- | -- | -- | -- | -- | -- |
| Winslow PD | 12 | 881 | 98 | 4 | 7 | 13 | 74 |
| Yavapai College PD | 12 | 38 | 1 | -- | 1 | -- | -- |
| Yavapai County SO | 12 | 2,253 | 331 | 7 | 14 | 5 | 305 |
| Youngtown PD | 12 | 64 | 7 | -- | 1 | -- | 6 |
| Yuma County SO | 12 | 1,241 | 219 | 3 | 9 | 10 | 197 |
| Yuma PD* | 4 | 1,233 | 128 | -- | 8 | 9 | 111 |

* ADDITIONAL DATA RECEIVED AFTER FEDERAL AND STATE DEADLINES.

AGENCY DATA (CONT.) - 1999

| Agency | Murder | Rape | Sexual Assault | Child Abuse | Domestic Violence | Aggravated Assault | | | | Total |
|--------|--------|------|----------------|-------------|-------------------|--------------------|--------------------|--------------------|--------------------|-------|
| | | | | | | Aggravated Assault | Aggravated Assault | Aggravated Assault | Aggravated Assault | |
| 1 | 0 | 0 | 0 | 0 | 0 | 0 | 0 | 0 | 0 | 0 |
| 2 | 0 | 0 | 0 | 0 | 0 | 0 | 0 | 0 | 0 | 0 |
| 3 | 0 | 0 | 0 | 0 | 0 | 0 | 0 | 0 | 0 | 0 |
| 4 | 0 | 0 | 0 | 0 | 0 | 0 | 0 | 0 | 0 | 0 |
| 5 | 0 | 0 | 0 | 0 | 0 | 0 | 0 | 0 | 0 | 0 |
| 6 | 0 | 0 | 0 | 0 | 0 | 0 | 0 | 0 | 0 | 0 |
| 7 | 0 | 0 | 0 | 0 | 0 | 0 | 0 | 0 | 0 | 0 |
| 8 | 0 | 0 | 0 | 0 | 0 | 0 | 0 | 0 | 0 | 0 |
| 9 | 0 | 0 | 0 | 0 | 0 | 0 | 0 | 0 | 0 | 0 |
| 10 | 0 | 0 | 0 | 0 | 0 | 0 | 0 | 0 | 0 | 0 |
| 11 | 0 | 0 | 0 | 0 | 0 | 0 | 0 | 0 | 0 | 0 |
| 12 | 0 | 0 | 0 | 0 | 0 | 0 | 0 | 0 | 0 | 0 |
| 13 | 0 | 0 | 0 | 0 | 0 | 0 | 0 | 0 | 0 | 0 |
| 14 | 0 | 0 | 0 | 0 | 0 | 0 | 0 | 0 | 0 | 0 |
| 15 | 0 | 0 | 0 | 0 | 0 | 0 | 0 | 0 | 0 | 0 |
| 16 | 0 | 0 | 0 | 0 | 0 | 0 | 0 | 0 | 0 | 0 |
| 17 | 0 | 0 | 0 | 0 | 0 | 0 | 0 | 0 | 0 | 0 |
| 18 | 0 | 0 | 0 | 0 | 0 | 0 | 0 | 0 | 0 | 0 |
| 19 | 0 | 0 | 0 | 0 | 0 | 0 | 0 | 0 | 0 | 0 |
| 20 | 0 | 0 | 0 | 0 | 0 | 0 | 0 | 0 | 0 | 0 |
| 21 | 0 | 0 | 0 | 0 | 0 | 0 | 0 | 0 | 0 | 0 |
| 22 | 0 | 0 | 0 | 0 | 0 | 0 | 0 | 0 | 0 | 0 |
| 23 | 0 | 0 | 0 | 0 | 0 | 0 | 0 | 0 | 0 | 0 |
| 24 | 0 | 0 | 0 | 0 | 0 | 0 | 0 | 0 | 0 | 0 |
| 25 | 0 | 0 | 0 | 0 | 0 | 0 | 0 | 0 | 0 | 0 |
| 26 | 0 | 0 | 0 | 0 | 0 | 0 | 0 | 0 | 0 | 0 |
| 27 | 0 | 0 | 0 | 0 | 0 | 0 | 0 | 0 | 0 | 0 |
| 28 | 0 | 0 | 0 | 0 | 0 | 0 | 0 | 0 | 0 | 0 |
| 29 | 0 | 0 | 0 | 0 | 0 | 0 | 0 | 0 | 0 | 0 |
| 30 | 0 | 0 | 0 | 0 | 0 | 0 | 0 | 0 | 0 | 0 |
| 31 | 0 | 0 | 0 | 0 | 0 | 0 | 0 | 0 | 0 | 0 |
| 32 | 0 | 0 | 0 | 0 | 0 | 0 | 0 | 0 | 0 | 0 |
| 33 | 0 | 0 | 0 | 0 | 0 | 0 | 0 | 0 | 0 | 0 |
| 34 | 0 | 0 | 0 | 0 | 0 | 0 | 0 | 0 | 0 | 0 |
| 35 | 0 | 0 | 0 | 0 | 0 | 0 | 0 | 0 | 0 | 0 |
| 36 | 0 | 0 | 0 | 0 | 0 | 0 | 0 | 0 | 0 | 0 |
| 37 | 0 | 0 | 0 | 0 | 0 | 0 | 0 | 0 | 0 | 0 |
| 38 | 0 | 0 | 0 | 0 | 0 | 0 | 0 | 0 | 0 | 0 |
| 39 | 0 | 0 | 0 | 0 | 0 | 0 | 0 | 0 | 0 | 0 |
| 40 | 0 | 0 | 0 | 0 | 0 | 0 | 0 | 0 | 0 | 0 |
| 41 | 0 | 0 | 0 | 0 | 0 | 0 | 0 | 0 | 0 | 0 |
| 42 | 0 | 0 | 0 | 0 | 0 | 0 | 0 | 0 | 0 | 0 |
| 43 | 0 | 0 | 0 | 0 | 0 | 0 | 0 | 0 | 0 | 0 |
| 44 | 0 | 0 | 0 | 0 | 0 | 0 | 0 | 0 | 0 | 0 |
| 45 | 0 | 0 | 0 | 0 | 0 | 0 | 0 | 0 | 0 | 0 |
| 46 | 0 | 0 | 0 | 0 | 0 | 0 | 0 | 0 | 0 | 0 |
| 47 | 0 | 0 | 0 | 0 | 0 | 0 | 0 | 0 | 0 | 0 |
| 48 | 0 | 0 | 0 | 0 | 0 | 0 | 0 | 0 | 0 | 0 |
| 49 | 0 | 0 | 0 | 0 | 0 | 0 | 0 | 0 | 0 | 0 |
| 50 | 0 | 0 | 0 | 0 | 0 | 0 | 0 | 0 | 0 | 0 |
| 51 | 0 | 0 | 0 | 0 | 0 | 0 | 0 | 0 | 0 | 0 |
| 52 | 0 | 0 | 0 | 0 | 0 | 0 | 0 | 0 | 0 | 0 |
| 53 | 0 | 0 | 0 | 0 | 0 | 0 | 0 | 0 | 0 | 0 |
| 54 | 0 | 0 | 0 | 0 | 0 | 0 | 0 | 0 | 0 | 0 |
| 55 | 0 | 0 | 0 | 0 | 0 | 0 | 0 | 0 | 0 | 0 |
| 56 | 0 | 0 | 0 | 0 | 0 | 0 | 0 | 0 | 0 | 0 |
| 57 | 0 | 0 | 0 | 0 | 0 | 0 | 0 | 0 | 0 | 0 |
| 58 | 0 | 0 | 0 | 0 | 0 | 0 | 0 | 0 | 0 | 0 |
| 59 | 0 | 0 | 0 | 0 | 0 | 0 | 0 | 0 | 0 | 0 |
| 60 | 0 | 0 | 0 | 0 | 0 | 0 | 0 | 0 | 0 | 0 |
| 61 | 0 | 0 | 0 | 0 | 0 | 0 | 0 | 0 | 0 | 0 |
| 62 | 0 | 0 | 0 | 0 | 0 | 0 | 0 | 0 | 0 | 0 |
| 63 | 0 | 0 | 0 | 0 | 0 | 0 | 0 | 0 | 0 | 0 |
| 64 | 0 | 0 | 0 | 0 | 0 | 0 | 0 | 0 | 0 | 0 |
| 65 | 0 | 0 | 0 | 0 | 0 | 0 | 0 | 0 | 0 | 0 |
| 66 | 0 | 0 | 0 | 0 | 0 | 0 | 0 | 0 | 0 | 0 |
| 67 | 0 | 0 | 0 | 0 | 0 | 0 | 0 | 0 | 0 | 0 |
| 68 | 0 | 0 | 0 | 0 | 0 | 0 | 0 | 0 | 0 | 0 |
| 69 | 0 | 0 | 0 | 0 | 0 | 0 | 0 | 0 | 0 | 0 |
| 70 | 0 | 0 | 0 | 0 | 0 | 0 | 0 | 0 | 0 | 0 |
| 71 | 0 | 0 | 0 | 0 | 0 | 0 | 0 | 0 | 0 | 0 |
| 72 | 0 | 0 | 0 | 0 | 0 | 0 | 0 | 0 | 0 | 0 |
| 73 | 0 | 0 | 0 | 0 | 0 | 0 | 0 | 0 | 0 | 0 |
| 74 | 0 | 0 | 0 | 0 | 0 | 0 | 0 | 0 | 0 | 0 |
| 75 | 0 | 0 | 0 | 0 | 0 | 0 | 0 | 0 | 0 | 0 |
| 76 | 0 | 0 | 0 | 0 | 0 | 0 | 0 | 0 | 0 | 0 |
| 77 | 0 | 0 | 0 | 0 | 0 | 0 | 0 | 0 | 0 | 0 |
| 78 | 0 | 0 | 0 | 0 | 0 | 0 | 0 | 0 | 0 | 0 |
| 79 | 0 | 0 | 0 | 0 | 0 | 0 | 0 | 0 | 0 | 0 |
| 80 | 0 | 0 | 0 | 0 | 0 | 0 | 0 | 0 | 0 | 0 |
| 81 | 0 | 0 | 0 | 0 | 0 | 0 | 0 | 0 | 0 | 0 |
| 82 | 0 | 0 | 0 | 0 | 0 | 0 | 0 | 0 | 0 | 0 |
| 83 | 0 | 0 | 0 | 0 | 0 | 0 | 0 | 0 | 0 | 0 |
| 84 | 0 | 0 | 0 | 0 | 0 | 0 | 0 | 0 | 0 | 0 |
| 85 | 0 | 0 | 0 | 0 | 0 | 0 | 0 | 0 | 0 | 0 |
| 86 | 0 | 0 | 0 | 0 | 0 | 0 | 0 | 0 | 0 | 0 |
| 87 | 0 | 0 | 0 | 0 | 0 | 0 | 0 | 0 | 0 | 0 |
| 88 | 0 | 0 | 0 | 0 | 0 | 0 | 0 | 0 | 0 | 0 |
| 89 | 0 | 0 | 0 | 0 | 0 | 0 | 0 | 0 | 0 | 0 |
| 90 | 0 | 0 | 0 | 0 | 0 | 0 | 0 | 0 | 0 | 0 |
| 91 | 0 | 0 | 0 | 0 | 0 | 0 | 0 | 0 | 0 | 0 |
| 92 | 0 | 0 | 0 | 0 | 0 | 0 | 0 | 0 | 0 | 0 |
| 93 | 0 | 0 | 0 | 0 | 0 | 0 | 0 | 0 | 0 | 0 |
| 94 | 0 | 0 | 0 | 0 | 0 | 0 | 0 | 0 | 0 | 0 |
| 95 | 0 | 0 | 0 | 0 | 0 | 0 | 0 | 0 | 0 | 0 |
| 96 | 0 | 0 | 0 | 0 | 0 | 0 | 0 | 0 | 0 | 0 |
| 97 | 0 | 0 | 0 | 0 | 0 | 0 | 0 | 0 | 0 | 0 |
| 98 | 0 | 0 | 0 | 0 | 0 | 0 | 0 | 0 | 0 | 0 |
| 99 | 0 | 0 | 0 | 0 | 0 | 0 | 0 | 0 | 0 | 0 |
| 100 | 0 | 0 | 0 | 0 | 0 | 0 | 0 | 0 | 0 | 0 |

ASSAULTS ON LAW ENFORCEMENT OFFICERS

POLICE OFFICER ASSAULTS

DEFINITION

All assaults on sworn officers resulting in serious injury or in which a weapon was used that could have caused serious injury or death. Also included are assaults not causing injury which involved more than mere verbal abuse or minor resistance to arrest.

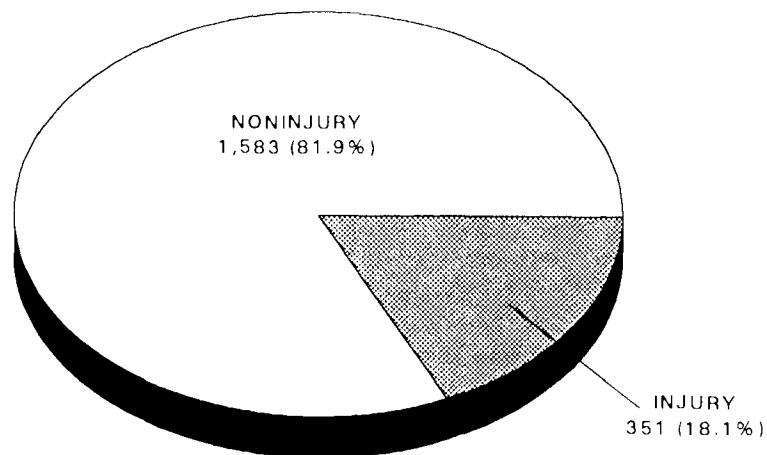
SUMMARY

- There were a total of 1,934 police officers assaulted statewide in 1999.
- Personal weapons, such as hands, fists, and feet, were used in 1,498 assaults, or 77.5 percent.
- The time period of 10:01 PM to midnight recorded the highest incidence of assaults with 336, or 17.4 percent.
- The highest number of assaults, 587, or 30.4 percent, occurred when officers were responding to disturbance calls.
- Personal injuries were sustained in 351 assaults, or 18.1 percent.


CLEARANCES

- There were 1,825 clearances for assaults on police officers reported in 1999. This represents a clearance rate of 94.4 percent

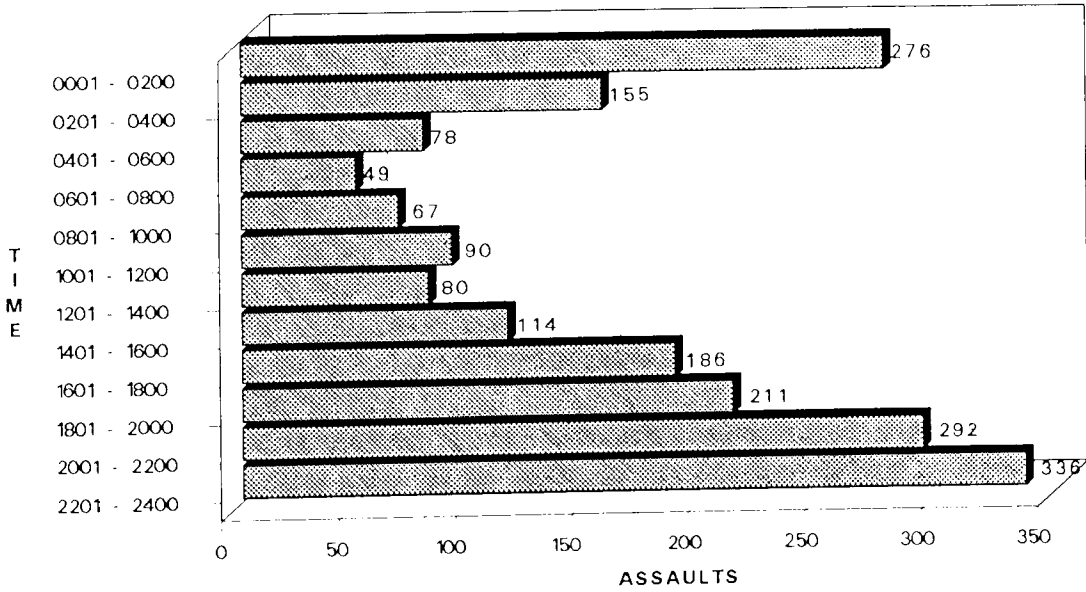
INJURY VS. NONINJURY



WEAPONS USED



TIME OF DAY



OFFICERS ASSAULTED FREQUENCY DISTRIBUTION - 1999

| TYPE OF ACTIVITY | TOTAL ASSAULTS BY WEAPON | TYPE OF WEAPON | | | | TYPE OF ASSIGNMENT | | | | | | POLICE ASSAULTS CLEARED | |
|--|--------------------------|----------------|-----------------------------------|------------------------|--------------------------|--------------------|-----------------|--------------|---------------------------------|-----------|-----------|-------------------------|--------------|
| | | FIREARM | KNIFE OR OTHER CUTTING INSTRUMENT | OTHER DANGEROUS WEAPON | HANDS, FISTS, FEET, ETC. | TWO-MAN VEHICLE | ONE-MAN VEHICLE | | DETECTIVE OR SPECIAL ASSIGNMENT | | OTHER | | |
| | | | | | | | ALONE | ASSISTED | ALONE | ASSISTED | ALONE | | ASSISTED |
| Responding to "disturbance" calls | 587 | 39 | 32 | 47 | 469 | 138 | 66 | 341 | 1 | 14 | 4 | 23 | 559 |
| Burglaries in progress or pursuing burglary suspects | 30 | 3 | 1 | 10 | 16 | 3 | 2 | 23 | -- | -- | -- | 2 | 27 |
| Robberies in progress or pursuing robbery suspects | 7 | 2 | 1 | 2 | 2 | -- | 1 | 4 | -- | 2 | -- | -- | 6 |
| Attempting other arrests | 205 | 4 | 8 | 22 | 171 | 37 | 32 | 90 | 1 | 19 | 9 | 17 | 190 |
| Civil disorder (Riot, mass disobedience) | 10 | -- | -- | 1 | 9 | -- | -- | 6 | -- | -- | -- | 4 | 9 |
| Handling or transporting of prisoners | 388 | 2 | 1 | 34 | 351 | 47 | 39 | 260 | 3 | 11 | 5 | 23 | 376 |
| Investigating suspicious persons or circumstances | 115 | 6 | 4 | 23 | 82 | 16 | 27 | 56 | 1 | 7 | 4 | 4 | 108 |
| Ambush - No warning | 7 | 5 | -- | 2 | -- | 2 | 1 | 4 | -- | -- | -- | -- | 3 |
| Mentally deranged | 17 | 2 | 2 | 1 | 12 | 1 | -- | 14 | -- | -- | -- | 2 | 12 |
| Traffic pursuits and stops | 269 | 25 | 4 | 90 | 150 | 44 | 63 | 150 | -- | 5 | 2 | 5 | 253 |
| All Other | 299 | 25 | 2 | 36 | 236 | 32 | 44 | 139 | 1 | 24 | 22 | 37 | 282 |
| TOTAL | 1,934 | 113 | 55 | 268 | 1,498 | 320 | 275 | 1,087 | 7 | 82 | 46 | 117 | 1,825 |
| Number with personal injury | 351 | 15 | 9 | 47 | 280 | | | | | | | | |
| Number without personal injury | 1,583 | 98 | 46 | 221 | 1,218 | | | | | | | | |

OFFICER ASSAULTED DISTRIBUTION BY COUNTY - 1999

| COUNTY | NUMBER OF ASSAULTS | WITH INJURY | WITHOUT INJURY | PERCENT DISTRIBUTION | CLEARANCE |
|--------------|--------------------|-------------|----------------|----------------------|--------------|
| Apache | 6 | 4 | 2 | 0.3% | 6 |
| Cochise | 21 | 3 | 18 | 1.1% | 21 |
| Coconino | 21 | 4 | 17 | 1.1% | 21 |
| Gila | 18 | 4 | 14 | 0.9% | 18 |
| Graham | -- | -- | -- | -- | -- |
| Greenlee | -- | -- | -- | -- | -- |
| La Paz | 2 | 2 | -- | 0.1% | 2 |
| Maricopa | 1,380 | 181 | 1,199 | 71.4% | 1,306 |
| Mohave | 31 | 13 | 18 | 1.6% | 29 |
| Navajo | 17 | 4 | 13 | 0.9% | 17 |
| Pima | 385 | 123 | 262 | 19.9% | 356 |
| Pinal | 20 | 3 | 17 | 1.0% | 19 |
| Santa Cruz | -- | -- | -- | -- | -- |
| Yavapai | 20 | 3 | 17 | 1.0% | 18 |
| Yuma | 13 | 7 | 6 | 0.7% | 12 |
| TOTAL | 1,934 | 351 | 1,583 | 100.0% | 1,825 |

BIAS CRIMES DATA

BIAS (HATE) CRIME DATA COLLECTION

BACKGROUND

The collection of bias (hate) crime statistics is the latest addition to the Uniform Crime Reporting program. It reflects a growing concern on both a federal and state level to the problem of crimes being committed due to bias or hate.

The collection of these statistics began with the passage of Public Law 101-275, known as the Hate Crime Statistics Act, in April 1990. The Act required the Attorney General to establish guidelines and collect data "about crimes that manifest evidence of prejudice based on race, religion, sexual orientation, or ethnicity, including where appropriate the crimes of murder, non-negligent manslaughter; forcible rape; aggravated assault, simple assault, intimidation; arson; and destruction, damage or vandalism of property."

In Arizona, legislation mandating the collection of bias (hate) crime statistics was passed in 1991. Arizona Revised Statutes 41-1750 was amended in part to read that the criminal identification section within the Department of Public Safety shall "Collect information concerning criminal offenses that manifest evidence of prejudice based on race, color, religion, national origin, sexual orientation, gender or disability."

Effective January 1, 1997, disability bias, either physical or mental, was added to the national Bias Crime Statistical Program. This addition was due to the Violent Crime Control and Law Enforcement Act.

Statewide collection began January 1992. Statistics received from Arizona law enforcement agencies for 1999 are listed on the following pages.

BIAS OFFENSES - FIVE YEAR COMPARISON - 1999

| OFFENSE | 1995 | 1996 | 1997 | 1998 | 1999 |
|------------------------------|------------|------------|------------|------------|------------|
| Homicide | -- | -- | 1 | -- | 2 |
| Forcible Rape | -- | 3 | 1 | -- | -- |
| Robbery | 8 | 2 | 3 | 5 | 4 |
| Aggravated Assault | 42 | 33 | 47 | 43 | 29 |
| Simple Assault | 47 | 53 | 84 | 55 | 49 |
| Burglary | 8 | 6 | 12 | 10 | 3 |
| Larceny-Theft | 1 | -- | -- | 1 | -- |
| Motor Vehicle Theft | -- | 1 | 1 | -- | -- |
| Arson | 1 | 2 | 2 | 2 | -- |
| Intimidation | 66 | 87 | 109 | 79 | 87 |
| Destruction Damage Vandalism | 57 | 70 | 76 | 96 | 82 |
| TOTAL | 230 | 257 | 336 | 291 | 256 |

BIAS (HATE) CRIMES

DEFINITION

A bias (hate) crime is defined as a criminal offense committed against a person or property which is motivated, in whole or in part, by the offender's bias against a race, religion, ethnic/national origin group, sexual orientation group, disability, or gender.

SUMMARY

- There were 253 actual incidents of bias crimes reported in 1999 involving 256 offenses.
- Intimidation accounted for 87 offenses, or 34.0 percent, followed by vandalism with 82 offenses and simple assault with 49 offenses.
- The residence/home accounted for the most frequent location of occurrence of bias offenses with 97 or 37.9 percent.
- Racial bias accounted for 137 of all offenses, or 53.5 percent, followed by sexual bias with 45 offenses, or 17.6 percent, religious bias with 40 offenses, or 15.6 percent, and ethnic origin bias with 34 offenses, or 13.3 percent.
- The most frequently reported known suspected offenders' race was White, reported in 148 incidents, or 58.5 percent, followed by Black and multi-racial group with 8 each, and American Indian with 4. In 85 bias incidents, the suspected offenders' race was reported as unknown.

BIAS OFFENSES BY QUARTER - 1999

| OFFENSE | 1ST | 2ND | 3RD | 4TH | TOTAL |
|------------------------------|-----------|-----------|-----------|-----------|------------|
| Homicide | -- | 1 | -- | 1 | 2 |
| Forcible Rape | -- | -- | -- | -- | -- |
| Robbery | 1 | 1 | -- | 2 | 4 |
| Aggravated Assault | 9 | 4 | 13 | 3 | 29 |
| Simple Assault | 15 | 20 | 7 | 7 | 49 |
| Burglary | -- | 1 | -- | 2 | 3 |
| Larceny-Theft | -- | -- | -- | -- | -- |
| Motor Vehicle Theft | -- | -- | -- | -- | -- |
| Arson | -- | -- | -- | -- | -- |
| Intimidation | 11 | 20 | 35 | 21 | 87 |
| Destruction/Damage/Vandalism | 16 | 31 | 16 | 19 | 82 |
| TOTAL | 52 | 78 | 71 | 55 | 256 |

BIAS OFFENSE LOCATIONS BY QUARTER - 1999

| LOCATION | 1ST | 2ND | 3RD | 4TH | TOTAL |
|-------------------------------------|-----------|-----------|-----------|-----------|------------|
| Air/Bus/Train Terminal | 1 | -- | 1 | -- | 2 |
| Bank/Savings and Loan | 1 | -- | -- | -- | 1 |
| Bar/Night Club | 4 | 4 | 1 | 1 | 10 |
| Church/Synagogue/Temple | -- | 3 | 5 | 6 | 14 |
| Commercial/Office Building | -- | 1 | 2 | -- | 3 |
| Construction Site | -- | -- | -- | -- | -- |
| Convenience Store | 2 | -- | 2 | -- | 4 |
| Department/Discount Store | -- | 1 | -- | -- | 1 |
| Drug Store/Doctor's Office/Hospital | 1 | -- | -- | -- | 1 |
| Field/Woods | -- | 1 | -- | -- | 1 |
| Government/Public Building | -- | -- | 2 | -- | 2 |
| Grocery/Supermarket | -- | 1 | 1 | 1 | 3 |
| Highway/Road/Alley/Street | 7 | 10 | 10 | 7 | 34 |
| Hotel/Motel/Etc. | -- | -- | -- | -- | -- |
| Jail/Prison | -- | -- | -- | -- | -- |
| Lake/Waterway | -- | -- | -- | -- | -- |
| Liquor Store | -- | -- | -- | -- | -- |
| Parking Lot/Garage | 5 | 5 | 6 | 2 | 18 |
| Rental Storage Facility | -- | -- | -- | -- | -- |
| Residence/Home | 19 | 33 | 25 | 20 | 97 |
| Restaurant | 2 | 2 | 2 | 4 | 10 |
| School/College | 7 | 10 | 6 | 7 | 30 |
| Service/Gas Station | -- | 3 | 1 | -- | 4 |
| Specialty Store | 1 | 1 | -- | -- | 2 |
| Other/Unknown | 2 | 3 | 7 | 7 | 19 |
| TOTAL | 52 | 78 | 71 | 55 | 256 |

BIAS MOTIVATION BY QUARTER - 1999

| TYPE OF BIAS | 1ST | 2ND | 3RD | 4TH | TOTAL |
|-------------------------------------|-----------|-----------|-----------|-----------|------------|
| RACIAL | | | | | |
| Anti-White | 4 | 1 | 4 | 2 | 11 |
| Anti-Black | 25 | 29 | 21 | 18 | 93 |
| Anti-American Indian/Alaskan Native | 1 | -- | -- | -- | 1 |
| Anti-Asian/Pacific Islander | 2 | 2 | 3 | 3 | 10 |
| Anti-Multi-Racial Group | 2 | 8 | 7 | 5 | 22 |
| ETHNIC/NATIONAL ORIGIN | | | | | |
| Anti-Arab | -- | -- | -- | 2 | 2 |
| Anti-Hispanic | 3 | 8 | 5 | 8 | 24 |
| Anti-Other Ethnic/National Origin | 1 | 5 | -- | 2 | 8 |
| RELIGIOUS | | | | | |
| Anti-Jewish | 1 | 8 | 10 | 6 | 25 |
| Anti-Catholic | -- | 1 | 1 | 1 | 3 |
| Anti-Protestant | -- | -- | -- | -- | -- |
| Anti-Islamic | -- | -- | 2 | -- | 2 |
| Anti-Other Religion | -- | 2 | 3 | 2 | 7 |
| Anti-Multi-Religious Group | -- | -- | 2 | 1 | 3 |
| Anti-Atheism/Agnosticism/Etc. | -- | -- | -- | -- | -- |
| SEXUAL | | | | | |
| Anti-Male Homosexual | 12 | 12 | 10 | 4 | 38 |
| Anti-Female Homosexual | -- | 2 | 2 | 1 | 5 |
| Anti-Homosexual | 1 | -- | 1 | -- | 2 |
| Anti-Heterosexual | -- | -- | -- | -- | -- |
| Anti-Bisexual | -- | -- | -- | -- | -- |
| DISABILITY | | | | | |
| Anti-Mental | -- | -- | -- | -- | -- |
| Anti-Physical | -- | -- | -- | -- | -- |
| GENDER | | | | | |
| Anti-Female | -- | -- | -- | -- | -- |
| Anti-Male | -- | -- | -- | -- | -- |
| TOTAL | 52 | 78 | 71 | 55 | 256 |

BIAS OFFENSES BY COUNTY - 1999

| COUNTY | 1ST | 2ND | 3RD | 4TH | TOTAL |
|--------------|-----------|-----------|-----------|-----------|------------|
| Apache | -- | -- | -- | -- | -- |
| Cochise | -- | -- | -- | -- | -- |
| Coconino | -- | -- | 1 | 1 | 2 |
| Gila | -- | -- | -- | -- | -- |
| Graham | -- | -- | -- | -- | -- |
| Greenlee | -- | -- | -- | -- | -- |
| La Paz | -- | -- | -- | -- | -- |
| Maricopa | 37 | 59 | 55 | 39 | 190 |
| Mohave | 3 | 2 | 3 | 7 | 15 |
| Navajo | -- | -- | -- | -- | -- |
| Pima | 12 | 16 | 12 | 8 | 48 |
| Pinal | -- | -- | -- | -- | -- |
| Santa Cruz | -- | -- | -- | -- | -- |
| Yavapai | -- | 1 | -- | -- | 1 |
| Yuma | -- | -- | -- | -- | -- |
| TOTAL | 52 | 78 | 71 | 55 | 256 |

OFFENSES BY TYPE OF BIAS BY AGENCY - 1999

| AGENCY | RACIAL | ETHNIC ORIGIN | RELIGIOUS | SEXUAL | DISABILITY | GENDER |
|---------------------|--------|---------------|-----------|--------|------------|--------|
| Bullhead City PD | 5 | 4 | -- | -- | -- | -- |
| Chandler PD | -- | 1 | -- | -- | -- | -- |
| Cottonwood PD | 1 | -- | -- | -- | -- | -- |
| El Mirage PD | 2 | -- | -- | -- | -- | -- |
| Flagstaff PD | 1 | -- | -- | 1 | -- | -- |
| Gilbert PD | 6 | -- | 2 | -- | -- | -- |
| Glendale PD | 4 | 1 | 1 | 1 | -- | -- |
| Kingman PD | 4 | 1 | 1 | -- | -- | -- |
| Maricopa County SO | 1 | 1 | 2 | -- | -- | -- |
| Mesa PD | 10 | 1 | 3 | -- | -- | -- |
| Oro Valley PD | -- | -- | 1 | -- | -- | -- |
| Paradise Valley PD | 1 | 1 | -- | -- | -- | -- |
| Phoenix PD | 73 | 21 | 15 | 33 | -- | -- |
| Pima County SO | 1 | -- | -- | -- | -- | -- |
| Tempe PD | 3 | -- | 3 | 4 | -- | -- |
| Tucson PD | 19 | 2 | 12 | 6 | -- | -- |
| University of AZ PD | 6 | 1 | -- | -- | -- | -- |
| TOTAL | 137 | 34 | 40 | 45 | -- | -- |

GLOSSARY

Adult - For UCR purposes, a person 18 years or older.

American Indian or Alaskan Native - A person having origins in any of the original peoples of North America, and who maintains cultural identification through tribal affiliation or community recognition.

Asian or Pacific Islander - A person having origins in any of the original peoples of the Far East, Southeast Asia, the Indian subcontinent, or the Pacific Islands. This area includes for example: China, India, Japan, Korea, the Philippine Islands, and Samoa.

Black - A person having origins in any of the black racial groups of Africa, characterized by dark skin pigmentation.

Classifying - Determining the correct UCR Part I or Part II offense category based on police information.

Cleared by Arrest - An offense that is cleared (solved) when at least one person is (1) arrested, (2) charged with the commission of the offense, and (3) turned over to the court for prosecution.

Cleared by Exceptional Means - For UCR purposes, an offense is considered exceptionally cleared when law enforcement has: (1) definitely established the identity of the offender, (2) there is enough information to support an arrest, charge, and turning over to the court for prosecution, (3) the exact location of the offender is known so the subject could be taken into custody, and yet (4) some reason outside law enforcement control prevents bringing the offender to court.

Crimes Against Persons - Includes the following Index offenses: Murder, rape, and aggravated assault.

Crimes Against Property - Includes the following Index offenses: Robbery, burglary, larceny-theft, motor vehicle theft, and arson.

Crime Index - The total of eight offenses used to measure the extent, fluctuation and distribution of crime in a given geographical area. The Crime Index includes: Murder, rape, robbery, aggravated assault, burglary, larceny-theft, motor vehicle theft, and arson.

Hierarchy Rule - A standard UCR scoring practice used in multiple offense situations in which only the most serious offense (as determined by the established Crime Index order) is counted.

Hispanic - A person of Mexican, Cuban, Central or South American, or other Spanish culture or origin, regardless of race.

Hotel Rule - A standard UCR scoring practice which limits to one the number of burglaries which can be counted when more than one room is entered for the purpose of committing a felony or theft within a structure generally intended to house a transient population.

Incident Base Reporting - A less restrictive and more expansive method of collecting crime data (as opposed to Summary Reporting) in which all the data elements associated with an offense or arrest are compiled on an incident by incident basis.

GLOSSARY (Cont.)

Justifiable Homicide - The killing of a felon (while the subject is in the act of committing a felony) by a private citizen or a peace officer in the line of duty.

Juvenile - For UCR purposes, any person under the age of 18.

Juvenile Clearance - Offenses involving only persons under the age of 18 that are cleared by arrest or exceptional means.

Part I Offenses - The first of two main groupings of UCR crime classifications consisting of the eight Index crimes.

Part II Offenses - The second of two main groupings of crime classifications consisting of all other crime categories not already designated as Part I, excluding traffic violations. With the exception of simple assault, the monthly reporting of Part II offenses is limited to arrest information only in the Summary Reporting System.

Property Crime - Any of the following Index offenses: Burglary, larceny-theft, motor vehicle theft, and arson.

Scoring - Counting the number of offenses committed after the police report has been classified.

Summary Reporting - A method of collecting crime data adopted for national reporting purposes in which a limited amount of data associated with an offense or arrest is compiled by each contributing agency.

Unfounded Offense - A record of complaint which is found to be false or baseless after police investigation. The number of these complaints received are not included in the number of actual offenses used in tabulating the crime index, crime rate, etc.

Violent Crime - Any of the following Index offenses: Murder, rape, robbery, and aggravated assault.

White - A person having origins in any of the original peoples of Europe, North Africa or the Middle East.



Arizona Department of Public Safety

2102 W. Encanto Blvd., P. O. Box 6638
Phoenix, Arizona 85005