

PS 7.7  
U54  
992

AZDOC

1992


ARIZ SEVI DOCS

ALL 11 1992

2007 11 1992

CRIME

IN



ARIZONA

NON-CIRCULATING

# ARIZONA UNIFORM CRIME REPORT 1992

*An annual report compiled by  
the Arizona Department of Public Safety*

Colonel F. J. "Rick" Ayars  
Director  
Arizona Department of Public Safety



Arizona Department of Public Safety, 2102 West Encanto Boulevard, P. O. Box 6638, Phoenix, Arizona 85005-6638

81 423RSU 3464  
XL  
11/98 30-010-02 cec

NON-REPLACING

# ARIZONA DEPARTMENT OF PUBLIC SAFETY

2102 WEST ENCANTO BLVD. P. O. BOX 6638 PHOENIX, ARIZONA 85005-6638 (602) 223-2000



FIFE SYMINGTON  
GOVERNOR

F. J. "RICK" AYARS  
DIRECTOR

## FOREWORD

The Arizona Department of Public Safety is pleased to participate in and serve as the coordinating agency for the Arizona Uniform Crime Reporting program.

The purpose of the Arizona Uniform Crime Report 1992 is to provide data regarding the nature and extent of crime throughout the state. This report does not draw conclusions as to the causes of crime. However, it does provide the vital information necessary to assist law enforcement agencies, government, and the public in their approach to crime in our state.

This report is the culmination of a joint effort by our state's law enforcement agencies to collect and organize crime data. The information contained in this report should provide a valuable overview of the crime problem.

Sincere appreciation is expressed to all Arizona law enforcement agencies without whose cooperation this publication would not be possible.

A handwritten signature in black ink, appearing to read "F. J. Ayars", written over a horizontal line.

F. J. "RICK" AYARS, COLONEL  
Director

# TABLE OF CONTENTS

|   |           |
|---|-----------|
| <b>DEDICATION</b> .....                                 | 1         |
| <b>ACKNOWLEDGEMENT</b> .....                            | 2         |
| <b>THE ARIZONA UNIFORM CRIME REPORTING SYSTEM</b>       |           |
| History of Uniform Crime Reporting .....                | 4         |
| Objectives of Arizona UCR .....                         | 4         |
| Considerations for Interpretation .....                 | 4         |
| Population Grouping .....                               | 6         |
| <b>SUMMARY OF STATE CRIME DATA</b>                      |           |
| Arizona Crime Clock .....                               | 10        |
| Arizona Crime Cycle .....                               | 11        |
| State Crime Summary .....                               | 12        |
| Total Index Crimes by Month .....                       | 14        |
| Index Crimes Cleared .....                              | 14        |
| Index Crime Comparison .....                            | 15        |
| Value of Property Loss by Index Crime Offense .....     | 16        |
| Type and Value of Property Stolen and Recovered .....   | 16        |
| <b>PART I INDEX CRIMES</b>                              |           |
| <b>Murder</b> .....                                     | <b>19</b> |
| Definition and Summary .....                            | 19        |
| Murder by Population Group .....                        | 19        |
| Murder by Month .....                                   | 20        |
| Murder by Day of Week .....                             | 20        |
| Murder by Time of Day .....                             | 21        |
| Murder Distribution by Circumstance .....               | 21        |
| Murder by Type of Weapon Used .....                     | 22        |
| Murder by Type of Weapon Used .....                     | 22        |
| Murder Distribution by Relationship .....               | 22        |
| Murder Victim by Age, Sex, Race and Ethnic Origin ..... | 23        |
| <b>Rape</b> .....                                       | <b>24</b> |
| Definition and Summary .....                            | 24        |
| Rape by Population Group .....                          | 24        |
| Rape by Month .....                                     | 25        |
| <b>Robbery</b> .....                                    | <b>26</b> |
| Definition and Summary .....                            | 26        |
| Robbery by Population Group .....                       | 26        |
| Robbery by Location and Value .....                     | 27        |
| Robbery by Month and Weapon Used .....                  | 27        |
| <b>Aggravated Assault</b> .....                         | <b>28</b> |
| Definition and Summary .....                            | 28        |
| Assault by Population Group .....                       | 28        |
| Assault by Weapon Used .....                            | 29        |
| Assault by Month .....                                  | 29        |
| <b>Burglary</b> .....                                   | <b>30</b> |
| Definition and Summary .....                            | 30        |
| Burglary by Population Group .....                      | 30        |
| Burglary by Location and Time .....                     | 31        |
| Burglary by Month and Means of Entry .....              | 31        |

# TABLE OF CONTENTS

|  |              |
|--|--------------|
| <b>Larceny-Theft</b> .....   | <b>32</b>    |
| Definition and Summary .....   | 32           |
| Larceny-Theft by Population Group .....                                      | 32           |
| Larceny-Theft by Type by Month .....   | 33           |
| Larceny-Theft by Value by Month .....  | 33           |
| Larceny-Theft by Classification and Value .....                              | 34           |
| Additional Analysis .....  | 34           |
| <b>Motor Vehicle Theft</b> .....   | <b>35</b>    |
| Definition and Summary .....   | 35           |
| Motor Vehicle Theft by Population Group .....                                | 35           |
| Motor Vehicle Theft by Month .....   | 36           |
| Stolen Vehicles by Type .....  | 36           |
| Motor Vehicle Recovery Information .....                                     | 37           |
| <b>Arson</b> .....   | <b>38</b>    |
| Definition and Summary .....   | 38           |
| Arson by Population Group .....  | 38           |
| Arson by Property Classification .....                                       | 39           |
| Value of Property Damaged .....  | 39           |
| Arson Offenses by Property Type by Month .....                               | 40           |
| <br><b>COUNTY OFFENSE AND SUPPLEMENTAL DATA</b>                              |              |
| Index Crimes by County .....   | 43           |
| Analysis of Robbery, Burglary, and Larceny-Theft by County .....             | 44           |
| Value, in Dollar, of Property Stolen by Crime by County .....                | 45           |
| Type and Value, in Dollars, of Property Stolen and Recovered by County ..... | 46           |
| <br><b>STATE AND COUNTY ARREST DATA</b>                                      |              |
| Arrest Summary and Arrest by Age Group .....                                 | 48           |
| Arrest by Offense, Race and Ethnic Origin .....                              | 49           |
| Total Arrests by Age .....   | 50           |
| Juvenile Male Arrests .....  | 52           |
| Juvenile Female Arrests .....  | 53           |
| Adult Male Arrests .....   | 54           |
| Adult Female Arrests .....   | 55           |
| Total Arrests by County .....  | 56           |
| Adult Arrests by County .....  | 57           |
| Juvenile Arrests by County .....   | 58           |
| Police Disposition of Juveniles .....  | 59           |
| <br><b>ASSAULTS ON LAW ENFORCEMENT OFFICERS</b>                              |              |
| Definition and Summary .....   | 62           |
| Injury vs. Noninjury .....   | 62           |
| Weapons Used .....   | 63           |
| Time of Day .....  | 63           |
| Officers Assaulted Frequency Distribution .....                              | 64           |
| Officers Assaulted Distribution by County .....                              | 65           |
| <br><b>BIAS CRIMES DATA</b> .....  | <b>68-70</b> |
| <br><b>FULL-TIME LAW ENFORCEMENT EMPLOYEES</b>                               |              |
| Definition .....   | 72           |
| Distribution of Employees .....  | 72           |
| Number of Employees by Agency .....  | 73-74        |
| <br><b>GLOSSARY</b> .....  | <b>75</b>    |

Dedicated to

**Law Enforcement Officers in Arizona  
who lost their lives in performance of their duties during 1992.**

**Sergeant David J. Zesiger**  
Arizona Department of Public Safety  
July 3, 1992

**Chief David N. Wilson**  
Payson Police Department  
September 11, 1992

**Officer Donald Bookbinder**  
Surprise Police Department  
November 28, 1992



# Acknowledgement

Appreciation is expressed to the law enforcement agencies listed below. The monthly Uniform Crime Reporting (UCR) information submitted by these agencies served as the basis for this publication.

Apache County Sheriff's Office  
Apache Junction Police Department  
Arizona Department of Public Safety  
AZ State University Police Department  
AZ Western College Police Department  
Avondale Police Department  
Benson Police Department  
Bisbee Police Department  
Buckeye Police Department  
Bullhead City Police Department  
Camp Verde Marshal's Office  
Casa Grande Police Department  
Central AZ College Police Department  
Chandler Police Department  
Chino Valley Police Department  
Clarkdale Police Department  
Cochise County Sheriff's Office  
Coconino County Sheriff's Office  
Coolidge Police Department  
Cottonwood Police Department  
Douglas Police Department  
Eagar Police Department  
El Mirage Police Department  
Eloy Police Department  
Flagstaff Police Department  
Florence Police Department  
Gila County Sheriff's Office  
Gilbert Police Department  
Glendale Police Department  
Globe Police Department  
Goodyear Police Department  
Graham County Sheriff's Office  
Greenlee County Sheriff's Office  
Hayden Police Department  
Holbrook Police Department  
Huachuca City Police Department  
Jerome Police Department  
Kearny Police Department  
Kingman Police Department  
La Paz County Sheriff's Office  
Lake Havasu City Police Department  
Mammoth Police Department  
Marana Police Department  
Maricopa County Sheriff's Office  
Mesa Police Department  
Miami Police Department  
Mohave County Sheriff's Office

Navajo County Sheriff's Office  
Nogales Police Department  
Northern AZ University Police Department  
Oro Valley Police Department  
Page Police Department  
Paradise Valley Police Department  
Parker Police Department  
Payson Police Department  
Peoria Police Department  
Phoenix Police Department  
Pima College Police Department  
Pima County Sheriff's Office  
Pima Police Department  
Pinal County Sheriff's Office  
Pinetop-Lakeside Police Department  
Prescott Police Department  
Prescott Valley Police Department  
Quartzsite Marshal's Office  
Safford Police Department  
San Luis Police Department  
Santa Cruz County Sheriff's Office  
Scottsdale Police Department  
Sedona Police Department  
Show Low Police Department  
Sierra Vista Police Department  
Snowflake-Taylor Police Department  
Somerton Police Department  
South Tucson Police Department  
Springerville Police Department  
St. Johns Police Department  
Superior Police Department  
Surprise Police Department  
Tempe Police Department  
Thatcher Police Department  
Tolleson Police Department  
Tombstone Marshal's Office  
Tucson Police Department  
University of AZ Police Department  
Wickenburg Police Department  
Willcox Police Department  
Williams Police Department  
Winslow Police Department  
Yavapai College Police Department  
Yavapai County Sheriff's Office  
Youngtown Police Department  
Yuma Police Department



**THE ARIZONA UNIFORM  
CRIME REPORTING SYSTEM**

## HISTORY OF UNIFORM CRIME REPORTING

The Committee on Uniform Crime Records of the International Association of Chiefs of Police (IACP) was established in 1927 to initiate a national program for collecting crime information. This Committee's responsibility to provide management information to law enforcement agencies was eventually turned over to the Federal Bureau of Investigation (FBI) in 1930, when the FBI received a Congressional mandate to collect and disseminate national crime information. The IACP has continued to serve the Uniform Crime Reporting (UCR) Program in an advisory capacity and was joined in this responsibility by the Committee on Crime Records of the National Sheriff's Association (NSA) in 1966.

The Arizona Uniform Crime Reporting (AUCR) Section first began receiving voluntary crime information from Arizona law enforcement agencies in January 1975. Prior to this date these agencies submitted their crime data directly to the FBI.

## OBJECTIVES OF ARIZONA UCR

Due to increased attention being focused on the problem of crime in our communities in recent years, many segments of our population need more complete information for a variety of reasons.

Law enforcement professionals, managers and administrators who must focus on crime in their own jurisdictions, also need to know what is occurring in surrounding jurisdictions in order to deploy personnel and equipment more efficiently. Researchers and planners need to know what is actually happening to predict trends and recommend changes.

The goal of the *Arizona Uniform Crime Report* is to identify the nature and extent of criminal activity in this state and present the information needed by each of these groups. This information will not in itself prevent crime, but it may encourage all segments of society, by understanding the problem, to work together with law enforcement agencies to reduce crime through more effective enforcement.

The objectives of the *Arizona Uniform Crime Report* are:

- (1) To identify the nature and extent of crime in our state;
- (2) To provide the management information needed by the law enforcement community to augment their ability to attack the crime problem;
- (3) To provide our citizens with the most complete information available;
- (4) To provide legislators with the information necessary to formulate laws which address the crime problem, and
- (5) To provide sufficient detailed data for researchers and planners.

## CONSIDERATIONS FOR INTERPRETATION

Statistics are tools used to summarize information so that patterns or trends become clearer. All statistics must be interpreted with an understanding of just what it is that they can say. Too often information of the type in this report is used incorrectly to draw conclusions that the statistics simply do not support. We ask that great care be taken in analysis and interpretation.

The following factors have a major influence on the statistics presented in this report:

- Crime figures are police statistics as distinguished from the findings of a court, coroner, jury or decision of a prosecutor.
- Density and size of community population.
- Variations in composition of the population, particularly age structure.
- Stability of population with respect to transient factors.
- Economic conditions, including job availability.
- Climate.
- Effective strength of law enforcement agencies; some police jurisdictions overlap.
- Attitudes of citizenry toward crime.
- Crime reporting practices of citizenry.
- Crime rates are based on census-fixed residential populations of police jurisdictions.
- Crimes committed on Indian reservations are not reported to the AUCR program, although their population is included in the state's population figures.
- Incomplete or zero data from reporting agencies or non-participation of some local law enforcement agencies. The number of these agencies will vary from year to year.

To obtain accurate information from many different agencies, the national UCR program had to precisely define the methods for collecting such information as the number of offenses, arrests, clearances and value of stolen or recovered property.

## Classification of Offenses

UCR divides offenses into two major classifications which are designated Part I and Part II offenses. This distinction is important to keep in mind because different information is collected for each.

*Part I offenses include:*

**Violent Crimes**

- Criminal Homicide
- Forcible Rape
- Robbery
- Aggravated Assault

**Property Crimes**

- Burglary
- Larceny-Theft
- Motor Vehicle Theft
- Arson

*Part II offenses include:*

- Other Assaults-simple
- Forgery and Counterfeiting
- Fraud
- Embezzlement
- Stolen Property; Buying, Receiving, Possessing, etc.
- Vandalism
- Weapons; Carrying, Possessing, etc.
- Prostitution
- Sex Offenses (except forcible rape and prostitution)
- Narcotic Drug Laws
- Gambling
- Offenses Against Family and Children
- Driving Under the Influence
- Liquor Laws
- Drunkenness (not reported in Arizona)
- Disorderly Conduct
- Vagrancy
- All Other Offenses (except traffic)
- Suspicion (not reported in Arizona)
- Curfew and Loitering Law Violations (Juveniles)
- Runaways (Juveniles)

*Note: Only arrests are counted for Part II offenses.*

All offenses are classified on the basis of law enforcement officer investigation in accordance with UCR offense definitions (which will not necessarily be identical to Criminal Code definitions). Because UCR identifies a police problem, offense classifications are not based on the findings of a court, coroner, jury or decisions of a prosecutor.

## **Counting of Offenses**

The number of offenses is collected only for Part I crimes and simple assault. The method of counting offenses varies with the type of crime committed, and it is important to remember that the number of offenders does not determine the number of offenses.

For murder and nonnegligent manslaughter, negligent manslaughter, rape, aggravated assault and simple assault, one offense is counted for each victim, regardless of the number of offenders involved.

For robbery and larceny-theft, one offense is counted for each distinct operation which is separate in time and place. The number of victims in any one operation does not determine the number of offenses.

For burglary, one offense is counted for each structure which is illegally entered. However, when the structure is an apartment house, business or office building in which units are leased for a period of time, one offense is counted for each unit burglarized.

For motor vehicle theft, one offense is counted for each vehicle stolen.

*Note: Attempts to commit any one of the above are also counted as offenses, except that attempts to kill and assaults to kill are counted as aggravated assaults.*

For multiple offenses that occur in one crime incident, only the most serious offense is counted. In cases when an arson occurs in conjunction with other Part I crimes, both are reported. Part I offenses are ranked according to seriousness and appear in order from most serious to least serious under "Classifications of Offenses."

## **Clearances**

An offense is considered cleared (solved) when at least one offender is arrested for a crime, even though several may have been involved.

Offenses may also be cleared by exceptional means when the offender: commits suicide; makes a dying declaration; confesses while in custody or serving time for another crime; is prosecuted in another jurisdiction for the same offense; is a juvenile who is handled by notifying the parents; when the victim refuses to prosecute or another jurisdiction refuses to extradite the offender.

Clearances are counted as "adult" and "juvenile". A "juvenile" clearance is counted only when juveniles are *exclusively* involved in the clearance of an offense. If the arrest of both adults and juveniles results in a clearance, it is counted as an "adult" clearance.

### Property Stolen and Recovered

The figures for value of property stolen and recovered report the value at each point in time. Although property can increase in value over time, it is more likely that stolen property will be recovered in a damaged condition. Therefore, recovery value does not necessarily represent a "clearance rate" for stolen property, and one cannot use it to determine law enforcement effectiveness in recovering stolen goods. Because stolen and recovered property figures indicate thefts and recoveries in the current year, it is important to note that recovered property may have been stolen in a previous year. In addition, the type and value of stolen or recovered property is reported only for Part I offenses and does not include such Part II offenses as fraud, forgery or embezzlement.

### Arrests

Arrest information is collected for all Part I and Part II offenses according to the age, sex and race of the offender. It is not possible, however, to correlate race with sex or specific ages because the information is collected independently, thus limiting analysis. Furthermore, arrest figures cannot be directly related to the number of crimes cleared because arrest totals count all offenders arrested for each offense, and clearance totals count only the offenses for which an arrest(s) or exceptional clearance(s) has occurred.

### Reporting Variations and Procedures

Arizona receives Uniform Crime Reports from 93 law enforcement agencies. One must be aware that unintentional variations from UCR guidelines may occur that would affect the validity of the data presented in this report. Offense totals vary from the actual number of offenses that occur because UCR statistics are based on crimes that are reported to law enforcement agencies and many crimes are not reported.

Each contributing law enforcement agency is responsible for compiling its own monthly reports. An FBI UCR handbook is supplied to all contributors outlining reporting procedures in detail and is also complete with examples and illustrations.

## POPULATION GROUPING

The crime statistics reported by an individual agency indicates what is happening in one particular area. AUCR groups jurisdictions on the basis of population size and reports crime rates among these groups. The cities, towns and counties within the state have been divided into seven groups according to population size. The seventh group (ungrouped) is provided for identification of volume and type of crime to account for total offenses. This population grouping factor has some influence on the volume and type of crime presented in this report. For use in interpreting this report, the UCR grouping is listed below:

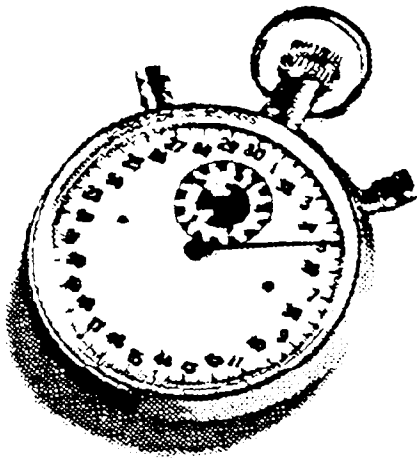
- | Group No. |  |
|-----------|--|
| 1.        | Over 250,000 population. There are four (4) cities that fall within this group.  |
| 2.        | 100,001 to 250,000 population. There are four (4) cities and counties that fall within this group.   |
| 3.        | 50,001 to 100,000 population. There are six (6) cities and counties that fall within this group.   |
| 4.        | 25,001 to 50,000 population. There are nine (9) cities and counties that fall within this group.   |
| 5.        | 10,001 to 25,000 population. There are twelve (12) cities, towns, and counties that fall within this group.  |
| 6.        | 10,000 or less population. There are fifty (50) cities, towns, and counties that fall within this group.   |
| 7.        | Ungrouped. There are eight (8) reporting agencies. These are educational institutions and the Department of Public Safety, that by definition do not have measurable population. For purposes of this report, they are combined for the crimes by population distribution. |

The following is a listing by population group of law enforcement agencies submitting crime data to the Uniform Crime Reporting Section.

| AGENCY                  | POPULATION<br>GROUP NO. | AGENCY                 | POPULATION<br>GROUP NO. |
|-------------------------|-------------------------|------------------------|-------------------------|
| Apache County S.O.      | 3                       | Navajo County S.O.     | 3                       |
| Apache Junction P.D.    | 5                       | Nogales P.D.           | 5                       |
| Arizona DPS             | 7                       | Northern AZ Univ. P.D. | 7                       |
| ASU DPS                 | 7                       | Oro Valley P.D.        | 6                       |
| AZ Western College P.D. | 7                       | Page P.D.              | 6                       |
| Avondale P.D.           | 5                       | Paradise Valley P.D.   | 5                       |
| Benson P.D.             | 6                       | Parker P.D.            | 6                       |
| Bisbee P.D.             | 6                       | Payson P.D.            | 6                       |
| Buckeye P.D.            | 6                       | Peoria P.D.            | 3                       |
| Bullhead City P.D.      | 5                       | Phoenix P.D.           | 1                       |
| Camp Verde M.O.         | 6                       | Pima College P.D.      | 7                       |
| Casa Grande P.D.        | 5                       | Pima County S.O.       | 1                       |
| Central AZ College P.D. | 7                       | Pima P.D.              | 6                       |
| Chandler P.D.           | 3                       | Pinal County S.O.      | 4                       |
| Chino Valley P.D.       | 6                       | Pinetop-Lakeside P.D.  | 6                       |
| Clarkdale P.D.          | 6                       | Prescott P.D.          | 4                       |
| Cochise County S.O.     | 4                       | Prescott Valley P.D.   | 5                       |
| Coconino County S.O.    | 4                       | Quartzsite M.O.        | 6                       |
| Coolidge P.D.           | 6                       | Safford P.D.           | 6                       |
| Cottonwood P.D.         | 6                       | St. Johns P.D.         | 6                       |
| Douglas P.D.            | 5                       | San Luis P.D.          | 6                       |
| Eagar P.D.              | 6                       | Santa Cruz County S.O. | 5                       |
| El Mirage P.D.          | 6                       | Scottsdale P.D.        | 2                       |
| Eloy P.D.               | 6                       | Sedona P.D.            | 6                       |
| Flagstaff P.D.          | 4                       | Show Low P.D.          | 6                       |
| Florence P.D.           | 6                       | Sierra Vista P.D.      | 4                       |
| Gila County S.O.        | 5                       | Snowflake-Taylor P.D.  | 6                       |
| Gilbert P.D.            | 4                       | Somerton P.D.          | 6                       |
| Glendale P.D.           | 2                       | South Tucson P.D.      | 6                       |
| Globe P.D.              | 6                       | Springerville P.D.     | 6                       |
| Goodyear P.D.           | 6                       | Superior P.D.          | 6                       |
| Graham County S.O.      | 5                       | Surprise P.D.          | 6                       |
| Greenlee County S.O.    | 6                       | Tempe P.D.             | 2                       |
| Hayden P.D.             | 6                       | Thatcher P.D.          | 6                       |
| Holbrook P.D.           | 6                       | Tolleson P.D.          | 6                       |
| Huachuca City P.D.      | 6                       | Tombstone M.O.         | 6                       |
| Jerome P.D.             | 6                       | Tucson P.D.            | 1                       |
| Kearny P.D.             | 6                       | U of A P.D.            | 7                       |
| Kingman P.D.            | 5                       | Wickenburg P.D.        | 6                       |
| Lake Havasu City P.D.   | 4                       | Willcox P.D.           | 6                       |
| La Paz County S.O.      | 6                       | Williams M.O.          | 6                       |
| Mammoth P.D.            | 6                       | Winslow P.D.           | 6                       |
| Marana P.D.             | 6                       | Yavapai College P.D.   | 7                       |
| Maricopa County S.O.    | 2                       | Yavapai County S.O.    | 3                       |
| Mesa P.D.               | 1                       | Youngtown P.D.         | 6                       |
| Miami P.D.              | 6                       | Yuma P.D.              | 3                       |
| Mohave County S.O.      | 4                       |                        |                         |

Note: Estimated population figures for these groups are furnished by the Population Statistics Unit, Arizona Department of Economic Security. The total population for the State of Arizona in 1992 was estimated to be 3,858,825.

# ARIZONA CRIME CLOCK 1992



one  
**MAJOR CRIME**  
every 1 min. 59 sec.

one  
**VIOLENT CRIME**  
every 20 min. 50 sec.

one  
**PROPERTY CRIME**  
every 2 min. 13 sec.

one  
**MURDER**  
every 28 hrs. 34 min.

one  
**FORCIBLE RAPE**  
every 5 hrs. 28 min.

one  
**ROBBERY**  
every 1 hr. 31 min.

one  
**AGGRAVATED ASSAULT**  
every 29 min. 25 sec.

one  
**BURGLARY**  
every 9 min. 54 sec.

one  
**LARCENY-THEFT**  
every 3 min. 25 sec.


one  
**MOTOR VEHICLE THEFT**  
every 16 min. 57 sec.

one  
**ARSON**  
every 7 hrs. 15 min.

The crime clock should be viewed with care. Being the most aggregate representation of UCR data, it is designed to convey the annual reported crime experience by showing the relative frequency of occurrence of the Offenses. This mode of display should not be taken to imply a regularity in the commission of the Offenses; rather, it represents the annual ratio of crime to affixed time intervals.

# ARIZONA CRIME CYCLE

The following represents the approximate number of Crime Index Offenses that were reported to Arizona law enforcement agencies every 24 hours during 1992.



# STATE CRIME SUMMARY

## CRIME INDEX OFFENSES

- There were 264,207 Crime Index Offenses reported in 1992.
- August recorded the highest incidence of offenses with 23,336 reported while February recorded the lowest incidence of offenses with 21,126 reported.
- The value of property stolen amounted to \$255,733,478 in 1992.
- The value of property recovered amounted to \$100,550,637 for a recovery rate of 39.3 percent.
- The crime rate for 1992 for Arizona was 6,846.5 crimes per 100,000 population.

## CRIME INDEX ARRESTS/CLEARANCES

- During 1992, a total of 55,605 persons were arrested for Index offenses.
- Adult Index arrests were 36,214 and juvenile arrests were 19,391.
- Males accounted for 76.0 percent of the Index arrests and females accounted for 24.0 percent.
- A total of 56,530 clearances, representing 21.4 percent, of Index Offenses was reported in 1992. Juveniles represented 24.0 percent of this total.

## VIOLENT CRIME

### OFFENSES

- A total of 25,397 violent crimes were reported in 1992.
- Violent crimes accounted for 9.6 percent of the total Crime Index.
- The highest number of violent crimes was reported in August with 2,401 offenses while the lowest number was reported in November with 1,823 offenses.
- Aggravated assault accounted for the largest incidence of violent crimes with 17,695 offenses while homicide accounted for the smallest with 309 offenses.
- The value of property stolen was \$3,978,454.

### ARRESTS/CLEARANCES

- There were 9,628 arrests for violent crimes in 1992.
- Adult arrests were 7,406 and juvenile arrests were 2,222.
- Males accounted for 87.4 percent and females accounted for 12.6 percent.
- A total of 12,822 clearances, representing 50.5 percent, of violent crimes was reported in 1992. Juveniles represented 15.0 percent of this total.

## PROPERTY CRIME

### OFFENSES

- A total of 238,810 property crimes were reported in 1992.
- Property crimes accounted for 90.4 percent of the total Crime Index.
- The highest number of property crimes was reported in August with 20,935 offenses while the lowest number was reported in June with 18,997 offenses.
- Larceny-theft accounted for the largest incidence of property crimes with 153,865 offenses while arson accounted for the smallest with 1,212 offenses.
- The value of property stolen was \$251,755,024.

### ARRESTS/CLEARANCES

- There were 45,977 arrests for property crimes in 1992.
- Adult arrests were 28,808 and juvenile arrests were 17,169.
- Males accounted for 73.6 percent and females accounted for 26.4 percent.
- A total of 43,708 clearances, representing 18.3 percent, of property crimes was reported in 1992. Juveniles represented 26.6 percent of this total.

### TOTAL ARRESTS

- There were 247,025 persons arrested in 1992.
- Adult arrests were 193,934 and juvenile arrests were 53,091.
- Males accounted for 80.0 percent and females accounted for 20.0 percent.
- Part I offenses accounted for 55,605 arrests.
- Part II offenses accounted for 191,420 arrests.

There were three (3) agencies that furnished only partial data for 1992. These agencies are located in the following counties: Cochise, Pima and Pinal.

There were two (2) agencies that were unable to furnish any data for 1992. These agencies are located in the following counties: Coconino and Yuma.

The 1992 data for Yuma County listed in all county tables is incomplete. Data was not available for one large agency that had previously reported complete 12 month data for 1991.



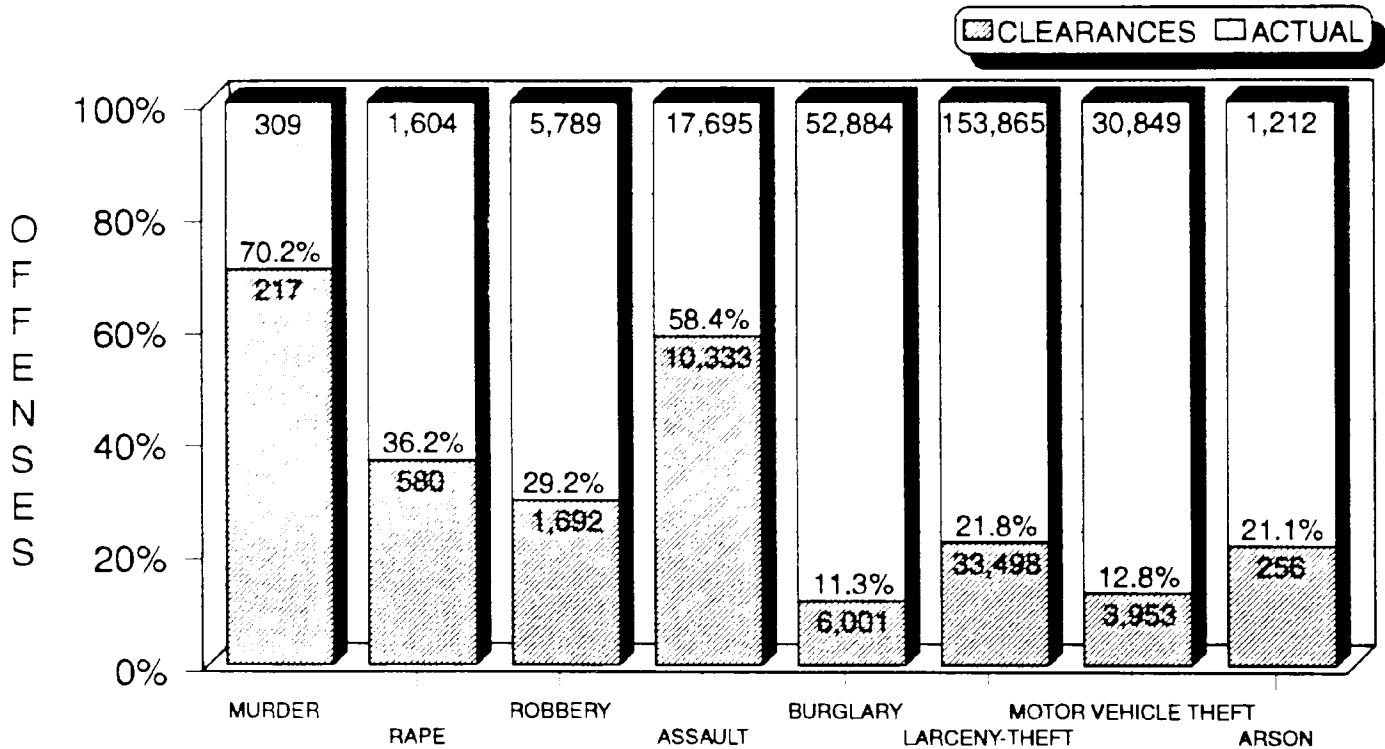
**SUMMARY OF  
STATE CRIME DATA**

# TOTAL INDEX CRIMES BY MONTH

| INDEX CRIMES        | TOTALS  | JAN    | FEB    | MAR    | APR    | MAY    | JUN    | JUL    | AUG    | SEP    | OCT    | NOV    | DEC    |
|---------------------|---------|--------|--------|--------|--------|--------|--------|--------|--------|--------|--------|--------|--------|
| Murder              | 309     | 21     | 16     | 31     | 28     | 30     | 23     | 22     | 33     | 21     | 25     | 24     | 35     |
| Forcible Rape       | 1,604   | 103    | 139    | 133    | 143    | 150    | 142    | 152    | 145    | 146    | 145    | 99     | 107    |
| Robbery             | 5,789   | 510    | 489    | 476    | 448    | 455    | 449    | 448    | 551    | 466    | 517    | 478    | 502    |
| Aggravated Assault  | 17,695  | 1,313  | 1,284  | 1,370  | 1,649  | 1,607  | 1,535  | 1,677  | 1,672  | 1,517  | 1,532  | 1,222  | 1,317  |
| Burglary            | 52,884  | 4,588  | 4,257  | 4,336  | 4,106  | 4,202  | 4,051  | 4,438  | 4,632  | 4,506  | 4,734  | 4,328  | 4,706  |
| Larceny-Theft       | 153,865 | 13,018 | 12,523 | 12,862 | 12,692 | 12,754 | 12,462 | 12,870 | 13,204 | 12,805 | 12,986 | 12,468 | 13,221 |
| Motor Vehicle Theft | 30,849  | 2,534  | 2,314  | 2,683  | 2,284  | 2,273  | 2,343  | 2,894  | 3,009  | 2,586  | 2,700  | 2,552  | 2,677  |
| Arson               | 1,212   | 93     | 104    | 83     | 100    | 134    | 141    | 102    | 90     | 101    | 81     | 107    | 76     |
| TOTALS              | 264,207 | 22,180 | 21,126 | 21,974 | 21,450 | 21,605 | 21,146 | 22,603 | 23,336 | 22,148 | 22,720 | 21,278 | 22,641 |

## INDEX CRIMES CLEARED\*

(Percent of Total)



### INDEX OFFENSES

\*Clearances may include offenses which were reported in prior years.

# INDEX CRIME COMPARISON\*

| INDEX OFFENSES      |                | Number of offenses | Number of offenses cleared | Percent of offenses cleared |
|---------------------|----------------|--------------------|----------------------------|-----------------------------|
| MURDER              | 1991           | 283                | 214                        | 75.62                       |
|                     | 1992           | 306                | 215                        | 70.26                       |
|                     | Percent Change | + 8.13             | + .47                      | -7.09                       |
| RAPE                | 1991           | 1,537              | 636                        | 41.38                       |
|                     | 1992           | 1,599              | 578                        | 36.15                       |
|                     | Percent Change | + 4.03             | -9.12                      | -12.64                      |
| ROBBERY             | 1991           | 6,119              | 1,697                      | 27.73                       |
|                     | 1992           | 5,762              | 1,684                      | 29.23                       |
|                     | Percent Change | -5.83              | -.77                       | +5.41                       |
| AGGRAVATED ASSAULT  | 1991           | 16,397             | 9,833                      | 59.97                       |
|                     | 1992           | 17,378             | 10,105                     | 58.15                       |
|                     | Percent Change | + 5.98             | + 2.77                     | -3.03                       |
| BURGLARY            | 1991           | 58,490             | 6,629                      | 11.33                       |
|                     | 1992           | 52,396             | 5,935                      | 11.33                       |
|                     | Percent Change | -10.42             | -10.47                     | 0.00                        |
| LARCENY-THEFT       | 1991           | 154,368            | 34,921                     | 22.62                       |
|                     | 1992           | 152,511            | 33,044                     | 21.67                       |
|                     | Percent Change | -1.20              | -5.37                      | -4.20                       |
| MOTOR VEHICLE THEFT | 1991           | 31,694             | 4,281                      | 13.51                       |
|                     | 1992           | 30,661             | 3,903                      | 12.73                       |
|                     | Percent Change | -3.26              | -8.83                      | -5.77                       |
| ARSON               | 1991           | 1,438              | 327                        | 22.74                       |
|                     | 1992           | 1,193              | 252                        | 21.12                       |
|                     | Percent Change | -17.04             | -22.94                     | -7.12                       |
| TOTAL INDEX CRIME   | 1991           | 270,326            | 58,538                     | 21.65                       |
|                     | 1992           | 261,806            | 55,716                     | 21.28                       |
|                     | Percent Change | -3.15              | -4.82                      | -1.71                       |

\*For the purposes of this comparison chart only, statistics from seven agencies have been excluded. These agencies were unable to provide complete reports for a full twelve month period in 1991 and/or 1992. These seven agencies are located in the following counties: Cochise, Coconino, Graham, La Paz, Pima, Pinal and Yuma.

(Figures for 1991 may have been updated and therefore may vary from previously published statistics.)

## VALUE OF PROPERTY LOSS BY INDEX CRIME OFFENSE-STATE TOTALS

The table below reflects the amount of property stolen by offense category. Motor vehicle theft accounted for the highest property loss, \$131,818,463, or 52 percent of the total. The next highest category was burglary with \$63,285,712, or 25 percent of the total.

| OFFENSE              | Number of Offenses | Dist.          | Value of Property Stolen | Dist.          | Average Value     |
|----------------------|--------------------|----------------|--------------------------|----------------|-------------------|
| Murder               | 309                | 0.13%          | \$ 426                   | 0.00%          | \$ 1.38           |
| Rape                 | 1,604              | 0.65%          | 18,065                   | 0.01%          | 11.26             |
| Robbery              | 5,789              | 2.36%          | 3,959,963                | 1.55%          | 684.05            |
| Burglary             | 52,884             | 21.56%         | 63,285,712               | 24.75%         | 1,196.69          |
| Larceny-Theft        | 153,865            | 62.72%         | 56,650,849               | 22.15%         | 368.19            |
| Motor Vehicle Theft* | 30,849             | 12.58%         | 131,818,463              | 51.54%         | 4,273.02          |
| <b>TOTALS</b>        | <b>245,300</b>     | <b>100.00%</b> | <b>\$255,733,478</b>     | <b>100.00%</b> | <b>\$1,042.53</b> |

\*Motor vehicles that were stolen in conjunction with a more "serious" index offense such as robbery or burglary are not included in this count. This count represents only those instances in which motor vehicle theft was the only or most "serious" offense committed. The total value shown here reflects the value of all property stolen during the commission of the offense (i.e., not just the value of each vehicle).

## TYPE AND VALUE OF PROPERTY STOLEN AND RECOVERED-STATE TOTALS

The table below reflects the amount of property stolen and recovered by property type. Locally stolen motor vehicles accounted for the highest property loss in a single category with \$131,569,885. Locally stolen motor vehicles were also the most easily recovered property with a recovery rate of 69 percent or \$91,403,028.

| TYPE OF PROPERTY              | Value Stolen          | Dist.          | Value Recovered      | Percent Recovered |
|-------------------------------|-----------------------|----------------|----------------------|-------------------|
| Currency and Notes            | \$ 8,431,794          | 3.30%          | \$ 489,416           | 5.80%             |
| Jewelry and Precious Metals   | 22,610,419            | 8.84%          | 1,098,030            | 4.86%             |
| Clothing and Furs             | 4,552,504             | 1.78%          | 544,534              | 11.96%            |
| Locally Stolen Motor Vehicles | 131,569,885           | 51.45%         | 91,403,028           | 69.47%            |
| Office Equipment              | 7,640,232             | 2.99%          | 512,517              | 6.71%             |
| TVs, Radios, Cameras, etc.    | 25,607,048            | 10.01%         | 1,208,472            | 4.72%             |
| Firearms                      | 3,204,265             | 1.26%          | 330,300              | 10.31%            |
| Household Goods               | 4,244,100             | 1.66%          | 235,516              | 5.55%             |
| Consumable Goods              | 1,056,513             | 0.41%          | 221,970              | 21.01%            |
| Livestock                     | 240,279               | 0.09%          | 11,578               | 4.82%             |
| Miscellaneous                 | 46,576,439            | 18.21%         | 4,495,276            | 9.65%             |
| <b>TOTAL</b>                  | <b>\$ 255,733,478</b> | <b>100.00%</b> | <b>\$100,550,637</b> | <b>39.32%</b>     |



**PART 1 INDEX CRIMES**

## **VIOLENT CRIMES**

- **Murder**
- **Rape**
- **Robbery**
- **Aggravated Assault**

## **PROPERTY CRIMES**

- **Burglary**
- **Larceny-Theft**
- **Motor Vehicle Theft**
- **Arson**

# MURDER AND NONNEGLIGENT MANSLAUGHTER

## DEFINITION

*The willful (nonnegligent) killing of one person by another. Attempted murders and assaults to murder are classified as aggravated assaults. Suicides, traffic fatalities, accidental deaths, negligent manslaughters, and justifiable homicides are not counted under this classification.*

## SUMMARY

- There were 309 murders reported during 1992.
- Murder accounted for 0.1 percent of the total Index offenses and 1.2 percent of the total violent crimes.
- December recorded the highest number, with 35, while February recorded the lowest with 16.
- Sunday reported the highest incidence of murders, with 59, while Monday was the lowest with 28.
- The time period of 6:01 PM - 2:00 AM recorded the highest number of murders, with 131, while 2:01 AM - 10:00 AM was the lowest with 76.
- Firearms were used in 68.9 percent of the murders.
- In murders where the relationship between the victim and offender was known, 24.3 percent were acquaintances.

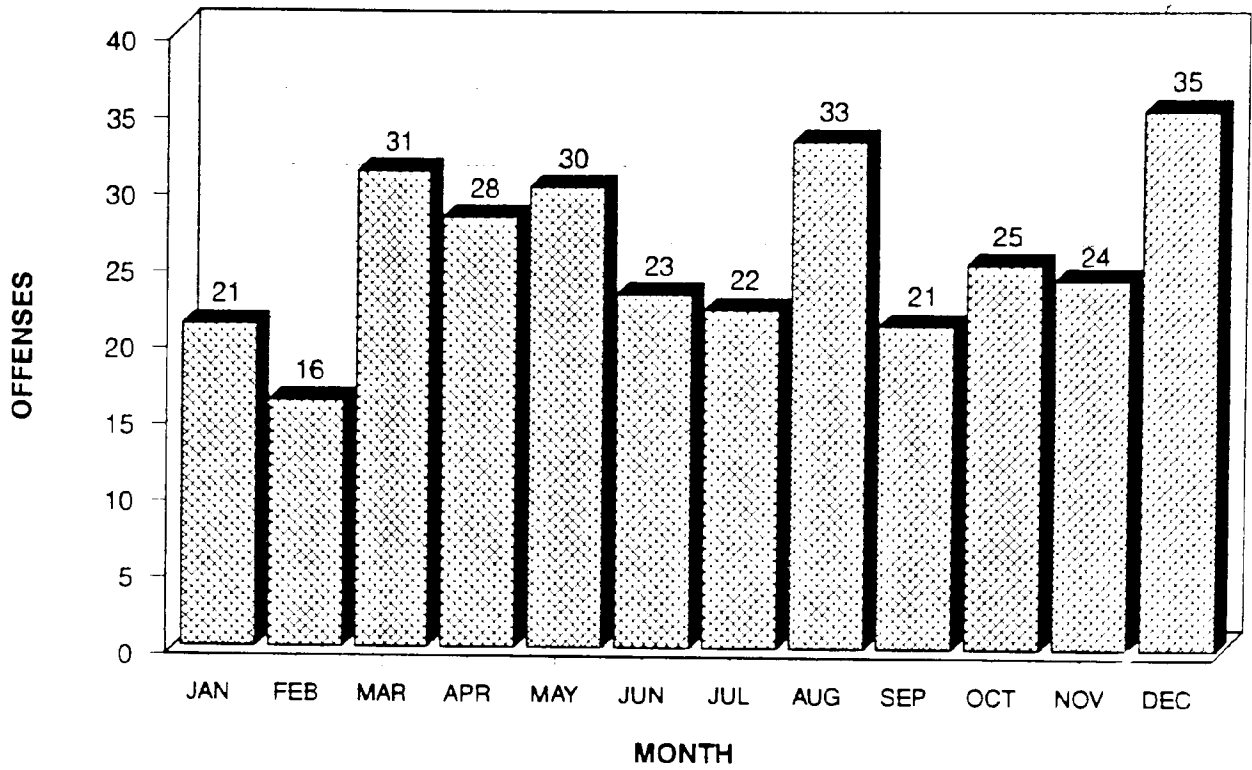
## ARRESTS/CLEARANCES

- A total of 232 persons were arrested in 1992.
- Adults accounted for 187 arrests and juveniles accounted for 45 arrests.
- Males accounted for 90.9 percent and females accounted for 9.1 percent.
- There were a total of 217 clearances for murder reported in 1992. Juveniles represented 10.6 percent of this total.

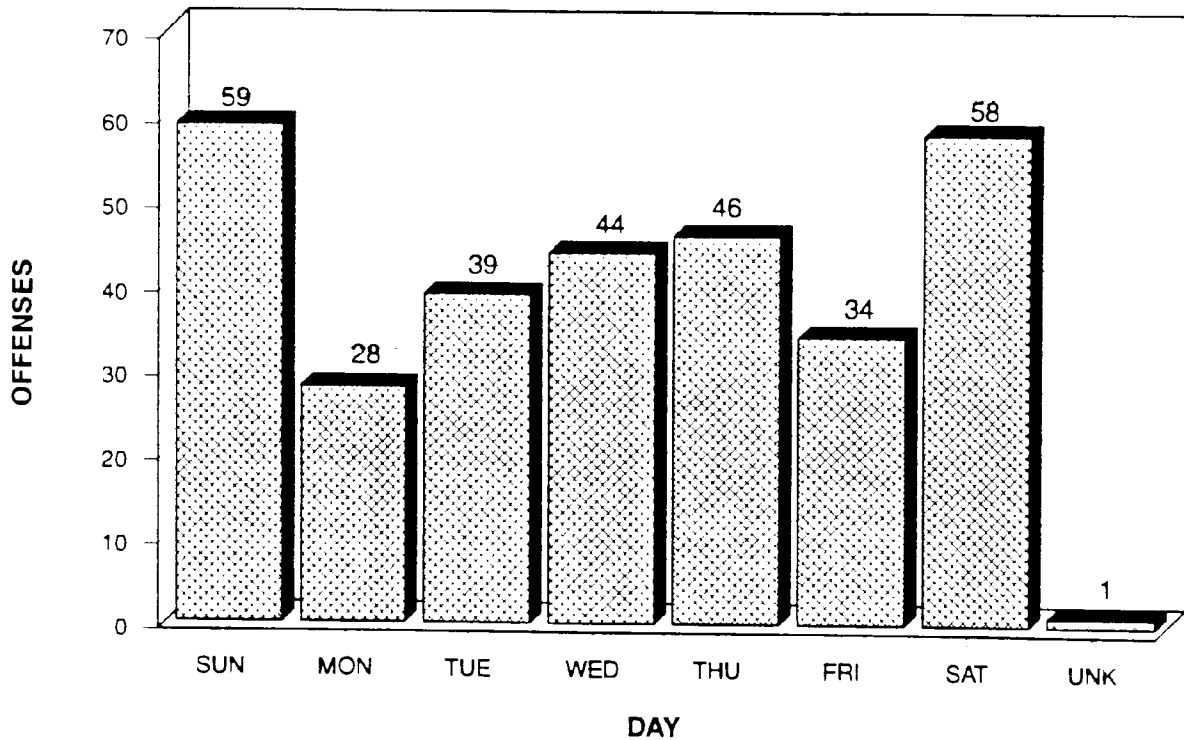
## MURDER BY POPULATION GROUP

|                  | 1               | 2                        | 3                       | 4                      | 5                      | 6                    | 7         |
|------------------|-----------------|--------------------------|-------------------------|------------------------|------------------------|----------------------|-----------|
| Population Group | Over<br>250,000 | 100,001<br>To<br>250,000 | 50,001<br>To<br>100,000 | 25,001<br>To<br>50,000 | 10,001<br>To<br>25,000 | 10,000<br>Or<br>Less | Ungrouped |
| Murder           | 203             | 38                       | 10                      | 24                     | 21                     | 13                   | --        |
| Distribution     | 65.7%           | 12.3%                    | 3.2%                    | 7.8%                   | 6.8%                   | 4.2%                 | --        |

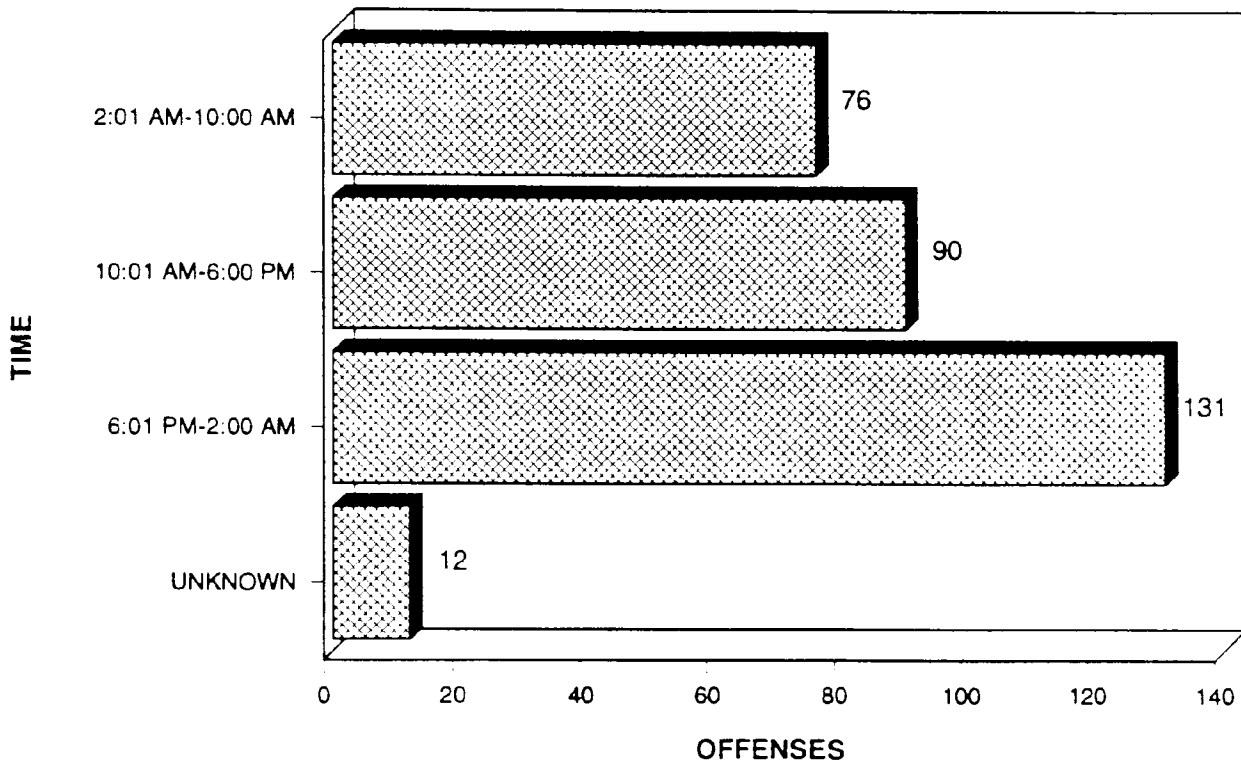
## MURDER BY MONTH



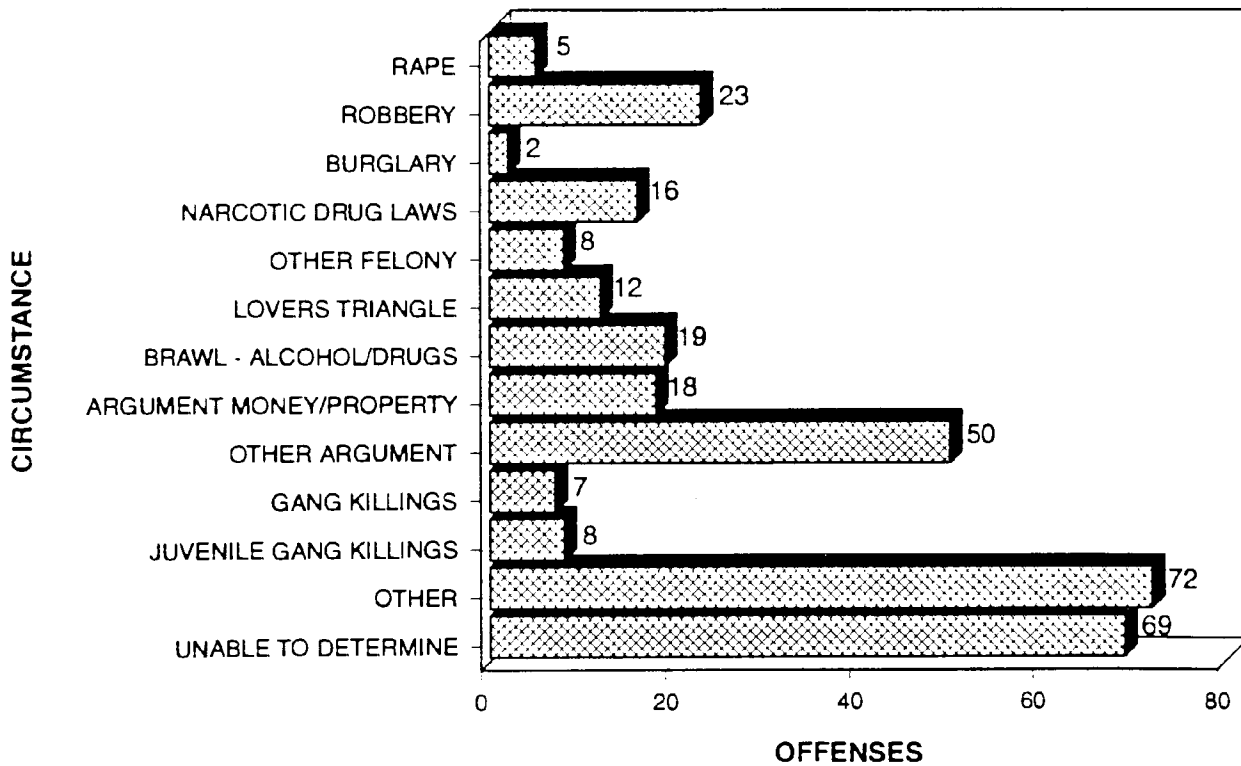
## MURDER BY DAY OF WEEK



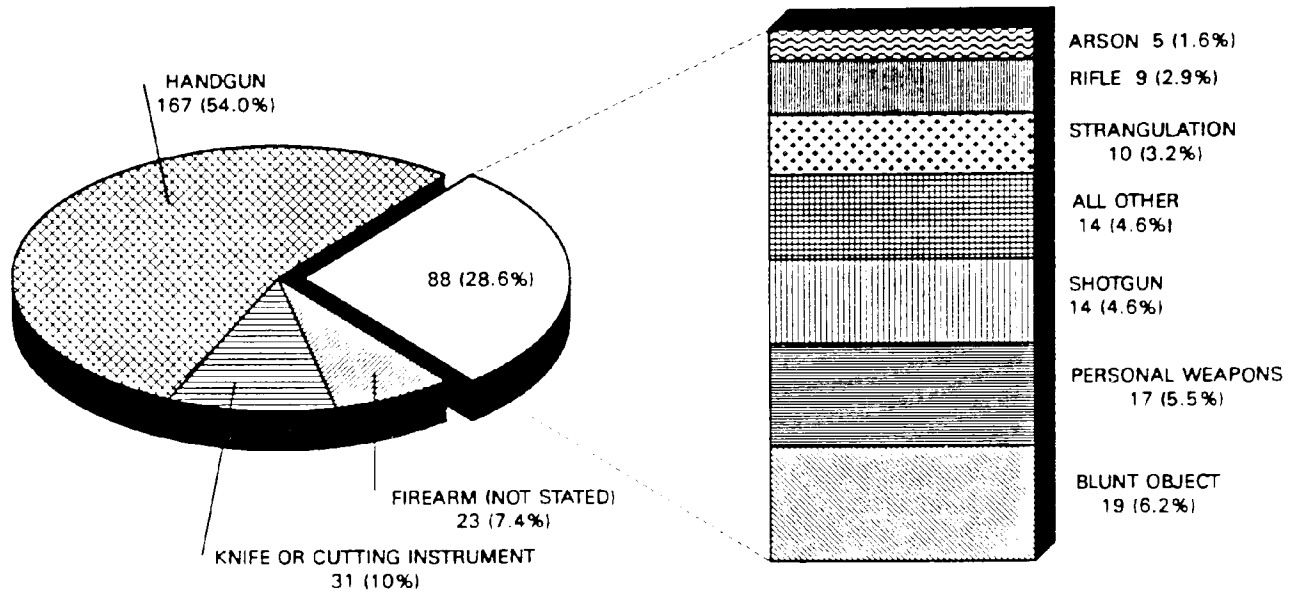
## MURDER BY TIME OF DAY



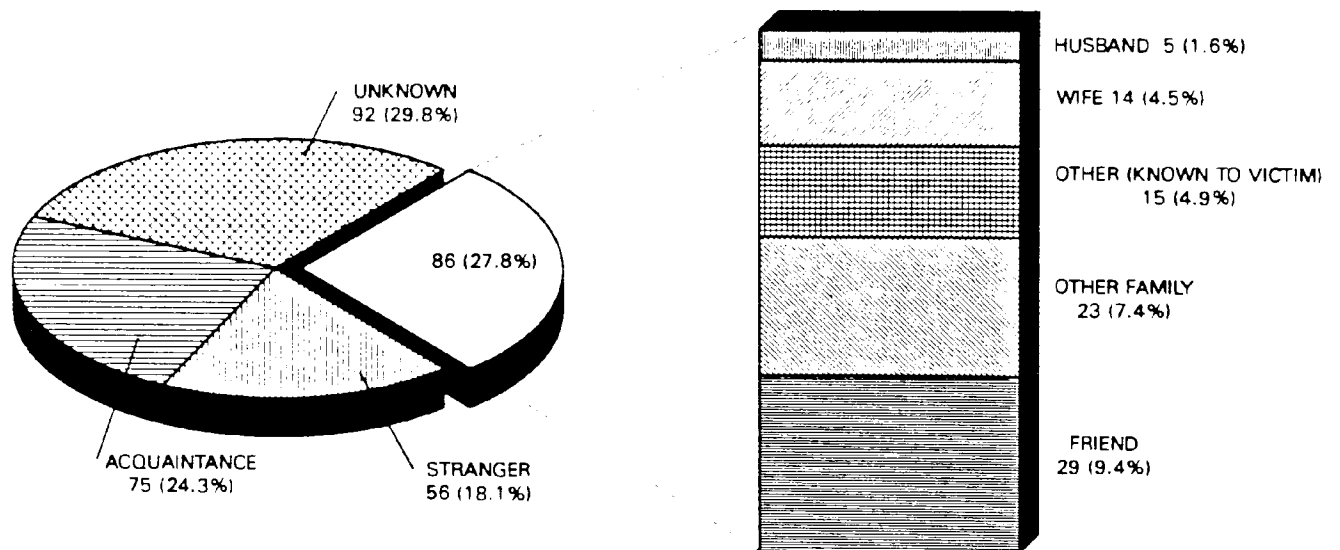
## MURDER DISTRIBUTION BY CIRCUMSTANCE



## MURDER BY TYPE OF WEAPON USED



## MURDER DISTRIBUTION BY RELATIONSHIP



# MURDER VICTIM BY AGE, SEX, RACE & ETHNIC ORIGIN

| AGE          | NUMBER     | DISTRIBUTION | SEX        |           | *RACE      |           |          |          | *ETHNIC ORIGIN |              |
|--------------|------------|--------------|------------|-----------|------------|-----------|----------|----------|----------------|--------------|
|              |            |              | MALE       | FEMALE    | WHITE      | BLACK     | INDIAN   | ASIAN    | HISPANIC       | NOT HISPANIC |
| Infant       | 10         | 3.2%         | 3          | 7         | 9          | 1         | --       | --       | 1              | 9            |
| 1-4          | 2          | 0.7%         | 1          | 1         | 1          | 1         | --       | --       | 1              | 1            |
| 5-9          | 3          | 1.0%         | --         | 3         | 3          | --        | --       | --       | 2              | 1            |
| 10-14        | 5          | 1.6%         | 5          | --        | 4          | 1         | --       | --       | 1              | 4            |
| 15-19        | 39         | 12.6%        | 34         | 5         | 34         | 5         | --       | --       | 25             | 14           |
| 20-24        | 51         | 16.5%        | 40         | 11        | 39         | 11        | 1        | --       | 24             | 27           |
| 25-29        | 37         | 12.0%        | 29         | 8         | 32         | 4         | 1        | --       | 20             | 17           |
| 30-34        | 38         | 12.3%        | 31         | 7         | 34         | 4         | --       | --       | 16             | 22           |
| 35-39        | 39         | 12.6%        | 29         | 10        | 36         | 2         | 1        | --       | 14             | 25           |
| 40-44        | 22         | 7.1%         | 15         | 7         | 19         | 2         | --       | 1        | 5              | 17           |
| 45-49        | 16         | 5.2%         | 9          | 7         | 12         | 2         | --       | 2        | 3              | 13           |
| 50-54        | 16         | 5.2%         | 13         | 3         | 13         | 3         | --       | --       | 4              | 12           |
| 55-59        | 8          | 2.6%         | 6          | 2         | 8          | --        | --       | --       | --             | 8            |
| 60-64        | 8          | 2.6%         | 5          | 3         | 8          | --        | --       | --       | 3              | 5            |
| 65-69        | 1          | 0.3%         | 1          | --        | 1          | --        | --       | --       | --             | 1            |
| 70-74        | 3          | 1.0%         | 2          | 1         | 3          | --        | --       | --       | --             | 3            |
| 75 and Over  | 5          | 1.6%         | 2          | 3         | 4          | --        | --       | 1        | --             | 5            |
| Unknown      | 6          | 1.9%         | 5          | 1         | 3          | --        | --       | --       | --             | 2            |
| <b>TOTAL</b> | <b>309</b> | <b>--</b>    | <b>230</b> | <b>79</b> | <b>263</b> | <b>36</b> | <b>3</b> | <b>4</b> | <b>119</b>     | <b>186</b>   |
| Distribution | --         | 100.0%       | 74.4%      | 25.6%     | 85.1%      | 11.7%     | 1.0%     | 1.3%     | 38.5%          | 60.2%        |
| ADULT        | 265        | 85.8%        |            |           |            |           |          |          |                |              |
| JUVENILE     | 38         | 12.3%        |            |           |            |           |          |          |                |              |
| UNKNOWN      | 6          | 1.9%         |            |           |            |           |          |          |                |              |

\*There were 4 murder victims where the race and/or ethnic origin could not be determined.

# RAPE

## DEFINITION

*The carnal knowledge of a female through the use of force or threat of force. Assaults or attempts to commit forcible rape are also included; however, statutory rape (without force) and other sex offenses are not counted in this category.*

## SUMMARY

- There were 1,604 rapes reported during 1992.
- Rape accounted for 0.6 percent of the total Index offenses and 6.3 percent of violent crimes.
- July recorded the highest number, with 152, while November recorded the lowest with 99.
- Of the total rapes, forcible accounted for 1,288 and attempted accounted for 316.

## ARRESTS/CLEARANCES

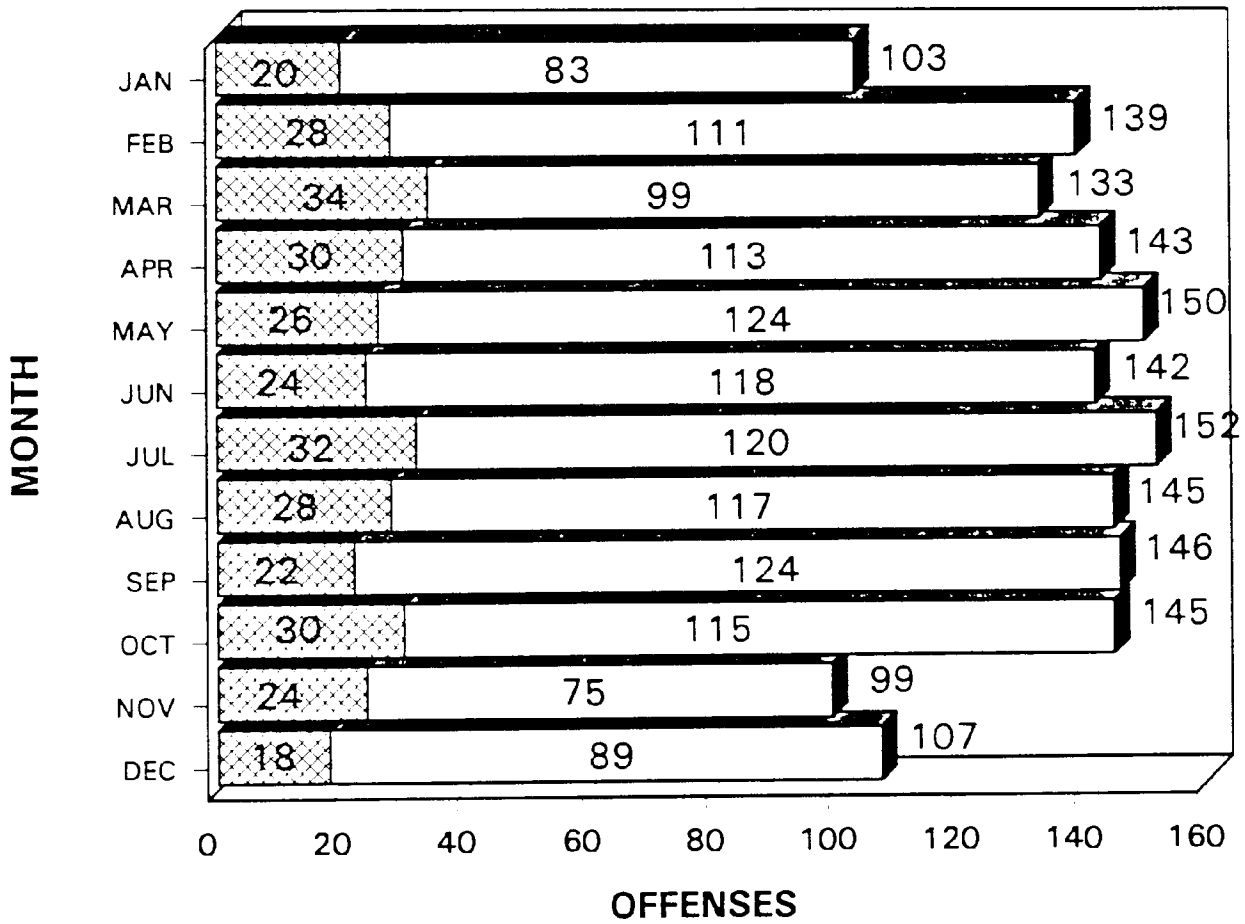
- A total of 353 persons were arrested in 1992.
- Adults accounted for 285 arrests and juveniles accounted for 68 arrests.
- There were a total of 580 clearances for rape reported in 1992. Juveniles represented 11.7 of this total.

## RAPE BY POPULATION GROUP

|                  | 1               | 2                        | 3                       | 4                      | 5                      | 6                    | 7         |
|------------------|-----------------|--------------------------|-------------------------|------------------------|------------------------|----------------------|-----------|
| Population Group | Over<br>250,000 | 100,001<br>To<br>250,000 | 50,001<br>To<br>100,000 | 25,001<br>To<br>50,000 | 10,001<br>To<br>25,000 | 10,000<br>Or<br>Less | Ungrouped |
| Rape by Force    | 839             | 177                      | 62                      | 87                     | 71                     | 48                   | 4         |
| Attempted Rape   | 220             | 27                       | 10                      | 28                     | 13                     | 15                   | 3         |
| <b>TOTAL</b>     | <b>1,059</b>    | <b>204</b>               | <b>72</b>               | <b>115</b>             | <b>84</b>              | <b>63</b>            | <b>7</b>  |
| Distribution     | 66.0%           | 12.7%                    | 4.5%                    | 7.2%                   | 5.2%                   | 3.9%                 | 0.5%      |

# RAPE BY MONTH

(Total Offenses)



# ROBBERY

## DEFINITION

*The taking or attempting to take anything of value from the care, custody, or control of a person by force or threat of force and/or by putting the victim in fear.*

## SUMMARY

- There were 5,789 robberies reported during 1992.
- Robbery accounted for 2.2 percent of the total Index offenses and 22.8 percent of the violent crimes.
- August recorded the highest number, with 551, while April and July recorded the lowest with 448.
- Robberies occurring on highways (streets, alleys, and sidewalks) recorded the highest number, with 3,084 or 53.3 percent of all robberies.
- Gas or service station robberies had the lowest number, with 110, or 1.9 percent of all robberies.
- Robberies occurring on highways (streets, alleys, and sidewalks) had the highest total dollar loss, with \$1,354,217.
- Bank robberies had the highest dollar loss per robbery, with \$2,865.
- Firearms represented the most common weapon used in 2,074 robberies, or 35.8 percent.

## ARRESTS/CLEARANCES

- A total of 1,607 persons were arrested in 1992.
- Adults accounted for 1,134 arrests and juveniles accounted for 473 arrests.
- Males accounted for 91.2 percent and females accounted for 8.8 percent.
- There were a total of 1,692 clearances for robbery reported in 1992. Juveniles represented 15.0 percent of this total.

## ROBBERY BY POPULATION GROUP

|                  | 1               | 2                        | 3                       | 4                      | 5                      | 6                    | 7         |
|------------------|-----------------|--------------------------|-------------------------|------------------------|------------------------|----------------------|-----------|
| Population Group | Over<br>250,000 | 100,001<br>To<br>250,000 | 50,001<br>To<br>100,000 | 25,001<br>To<br>50,000 | 10,001<br>To<br>25,000 | 10,000<br>Or<br>Less | Ungrouped |
| Robbery          | 4,540           | 618                      | 115                     | 125                    | 225                    | 158                  | 8         |
| Distribution     | 78.4%           | 10.7%                    | 2.0%                    | 2.2%                   | 3.9%                   | 2.7%                 | 0.1%      |

## ROBBERY BY LOCATION & VALUE

| LOCATION               | NUMBER OF OFFENSES | DISTRIBUTION | TOTAL DOLLAR VALUE STOLEN | AVERAGE DOLLAR VALUE STOLEN |
|------------------------|--------------------|--------------|---------------------------|-----------------------------|
| Highway                | 3,084              | 53.3%        | \$1,354,217               | \$ 439                      |
| Commercial House       | 724                | 12.5%        | 587,885                   | 812                         |
| Gas or Service Station | 110                | 1.9%         | 28,155                    | 256                         |
| Convenience Store      | 597                | 10.3%        | 87,243                    | 146                         |
| Residence              | 533                | 9.2%         | 831,657                   | 1,560                       |
| Bank                   | 263                | 4.5%         | 753,620                   | 2,865                       |
| Miscellaneous          | 478                | 8.3%         | 317,186                   | 664                         |
| TOTAL                  | 5,789              | 100.0%       | \$3,959,963               | \$ 684                      |

## ROBBERY BY MONTH & WEAPON USED

| WEAPON                      | TOTAL | DIST   | JAN  | FEB  | MAR  | APR  | MAY  | JUN  | JUL  | AUG  | SEP  | OCT  | NOV  | DEC  |
|-----------------------------|-------|--------|------|------|------|------|------|------|------|------|------|------|------|------|
| Firearm                     | 2,074 | 35.8%  | 184  | 187  | 169  | 137  | 137  | 185  | 176  | 190  | 159  | 188  | 175  | 187  |
| Knife or Cutting Instrument | 619   | 10.7%  | 47   | 62   | 49   | 73   | 52   | 41   | 47   | 47   | 39   | 63   | 48   | 51   |
| Other Dangerous Weapons     | 561   | 9.7%   | 49   | 43   | 54   | 41   | 47   | 36   | 40   | 58   | 41   | 48   | 44   | 60   |
| Strong Arm                  | 2,535 | 43.8%  | 230  | 197  | 204  | 197  | 219  | 187  | 185  | 256  | 227  | 218  | 211  | 204  |
| TOTAL                       | 5,789 | --     | 510  | 489  | 476  | 448  | 455  | 449  | 448  | 551  | 466  | 517  | 478  | 502  |
| Distribution                | --    | 100.0% | 8.8% | 8.5% | 8.2% | 7.7% | 7.9% | 7.8% | 7.7% | 9.5% | 8.0% | 8.9% | 8.3% | 8.7% |

# AGGRAVATED ASSAULT

## DEFINITION

*The unlawful attack by one person upon another for the purpose of inflicting severe bodily injury usually accompanied by the use of a weapon or other means likely to produce death or serious bodily harm.*

## SUMMARY

- There were 17,695 aggravated assaults reported during 1992.
- Aggravated assault accounted for 6.7 percent of the total Index offenses and 69.7 percent of the violent crimes.
- July recorded the highest number, with 1,677, while November recorded the lowest with 1,222.
- Firearms represented the most common weapon used in 5,718 aggravated assaults, or 32.3 percent.
- There were 42,783 simple assaults reported in 1992. Simple assault is primarily differentiated from aggravated assault by the seriousness of the injury and the weapon used. Simple assault is not a Crime Index offense but is reported here for the purpose of showing the total assault violence.

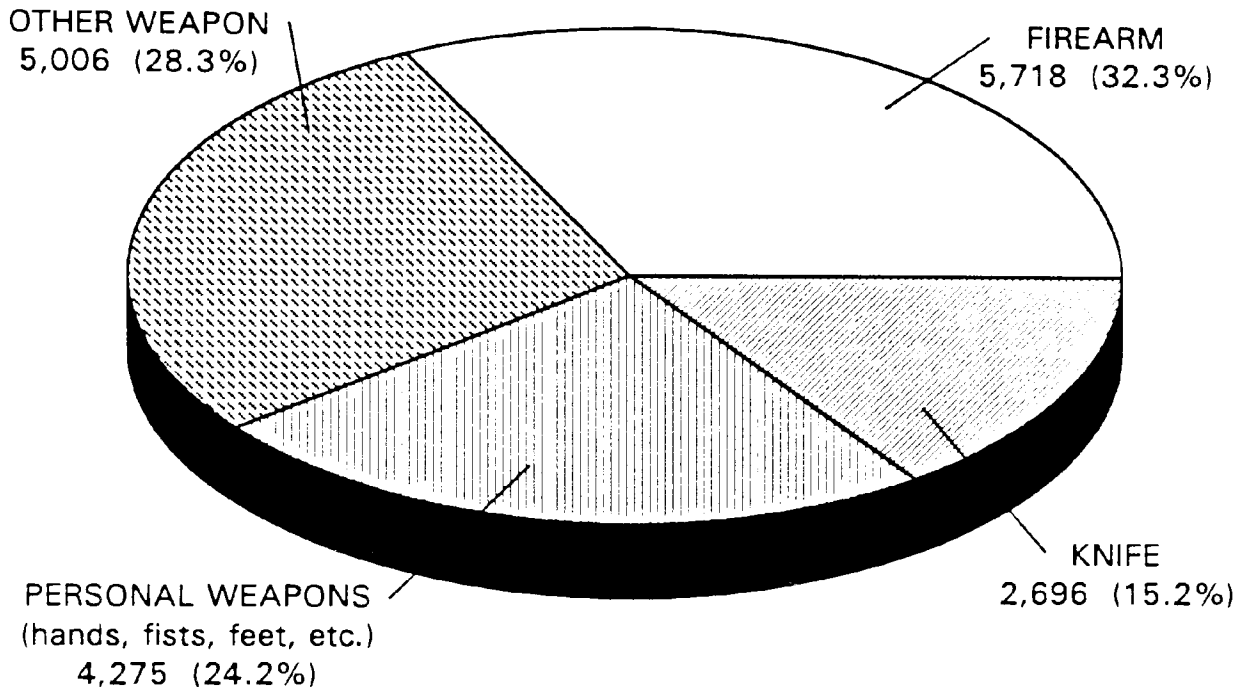
## ARRESTS/CLEARANCES

- A total of 7,436 persons were arrested in 1992.
- Adults accounted for 5,800 arrests and juveniles accounted for 1,636 arrests.
- Males accounted for 85.9 percent and females accounted for 14.1 percent.
- There were a total of 10,333 clearances for aggravated assault reported in 1992. Juveniles represented 15.2 percent of this total.

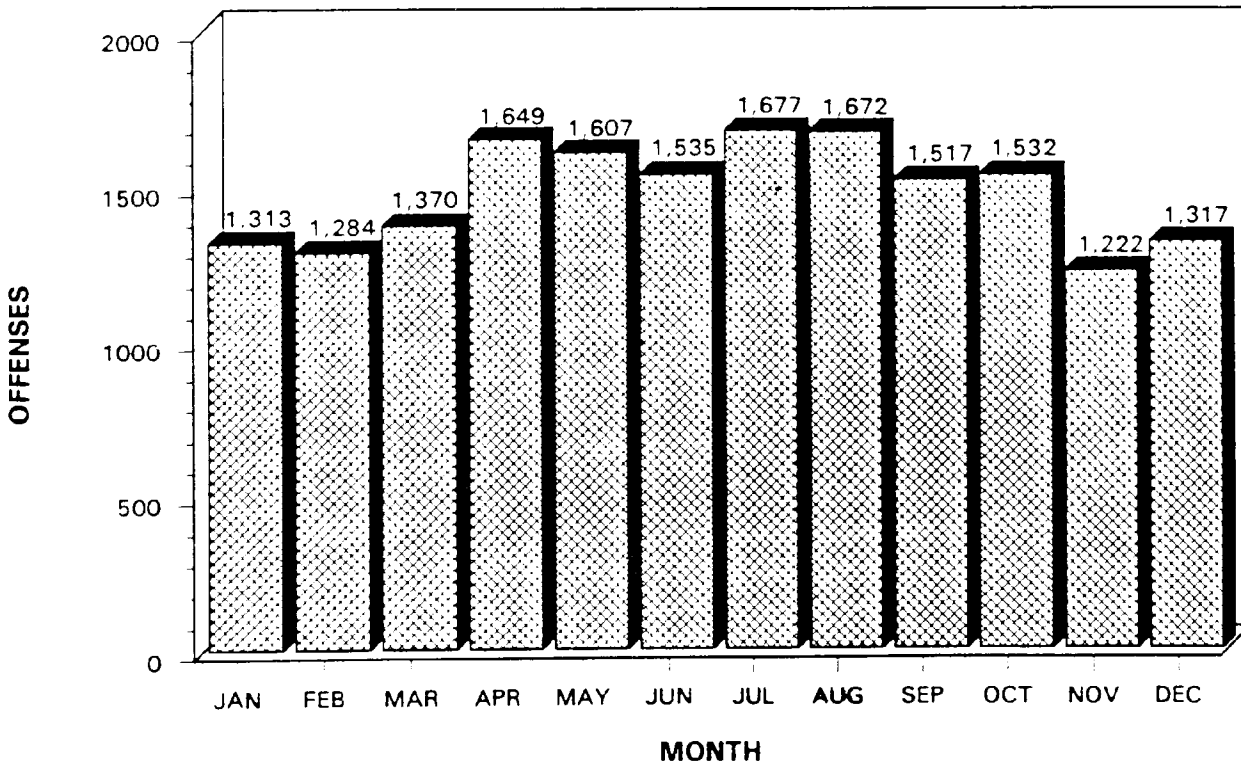
## ASSAULT BY POPULATION GROUP

|                  | 1               | 2                        | 3                       | 4                      | 5                      | 6                    | 7         |
|------------------|-----------------|--------------------------|-------------------------|------------------------|------------------------|----------------------|-----------|
| Population Group | Over<br>250,000 | 100,001<br>To<br>250,000 | 50,001<br>To<br>100,000 | 25,001<br>To<br>50,000 | 10,001<br>To<br>25,000 | 10,000<br>Or<br>Less | Ungrouped |
| Assault          | 12,194          | 1,865                    | 655                     | 751                    | 961                    | 1,218                | 51        |
| Distribution     | 68.9%           | 10.6%                    | 3.7%                    | 4.2%                   | 5.4%                   | 6.9%                 | 0.3%      |

## ASSAULT BY WEAPON USED



## ASSAULT BY MONTH



# BURGLARY

## DEFINITION

*The unlawful entry of a structure to commit a felony or theft. The use of force to gain entry is not required to classify the crime as a burglary. A structure is considered to include, but not limited to, the following: dwelling houses, apartments, public buildings, offices, barns, cabins, etc. Burglary is divided into three subclassifications: forcible entry, unlawful entry where no force is used, and attempted forcible entry.*

## SUMMARY

- There were 52,884 burglaries reported during 1992.
- Burglary accounted for 20.0 percent of the total Index offenses and 22.2 percent of the property crimes.
- October recorded the highest number, with 4,734, while June recorded the lowest with 4,051.
- Forcible entry was used in 31,600, or 59.8 percent of the total burglaries.
- Residential burglaries accounted for 38,540, or 72.9 percent of the total burglaries.
- In burglaries where the time of occurrence was known, 15,034, or 28.4 percent occurred between the hours of 6 AM - 6 PM.
- Residential burglaries accounted for the highest property loss, \$45,530,156.

## ARREST/CLEARANCES

- A total of 7,640 persons were arrested in 1992.
- Adults accounted for 4,038 arrests and juveniles accounted for 3,602 arrests.
- Males accounted for 89.3 percent and females accounted for 10.7 percent.
- There were a total of 6,001 clearances for burglary reported in 1992. Juveniles represented 27.5 percent of this total.

## BURGLARY BY POPULATION GROUP

|                  | 1               | 2                        | 3                       | 4                      | 5                      | 6                    | 7         |
|------------------|-----------------|--------------------------|-------------------------|------------------------|------------------------|----------------------|-----------|
| Population Group | Over<br>250,000 | 100,001<br>To<br>250,000 | 50,001<br>To<br>100,000 | 25,001<br>To<br>50,000 | 10,001<br>To<br>25,000 | 10,000<br>Or<br>Less | Ungrouped |
| Burglary         | 33,833          | 6,497                    | 2,577                   | 3,498                  | 3,469                  | 2,690                | 320       |
| Distribution     | 64.0%           | 12.3%                    | 4.9%                    | 6.6%                   | 6.5%                   | 5.1%                 | 0.6%      |

## BURGLARY BY LOCATION & TIME

| LOCATION             | NUMBER OF OFFENSES | DISTRIBUTION  | VALUE STOLEN         | AVG. VALUE STOLEN |
|----------------------|--------------------|---------------|----------------------|-------------------|
| <b>RESIDENCE</b>     |                    |               |                      |                   |
| Night (6PM-6AM)      | 8,357              | 15.8%         | \$ 7,878,631         | \$ 943            |
| Day (6AM-6PM)        | 13,119             | 24.8%         | 16,786,645           | 1,280             |
| Unknown              | 17,064             | 32.3%         | 20,864,880           | 1,223             |
| <b>SUBTOTAL</b>      | <b>38,540</b>      | <b>72.9%</b>  | <b>\$ 45,530,156</b> | <b>\$ 1,181</b>   |
| <b>NON-RESIDENCE</b> |                    |               |                      |                   |
| Night (6PM-6AM)      | 4,813              | 9.1%          | \$ 4,835,136         | \$ 1,005          |
| Day (6AM-6PM)        | 1,915              | 3.6%          | 1,614,690            | 843               |
| Unknown              | 7,616              | 14.4%         | 11,305,730           | 1,484             |
| <b>SUBTOTAL</b>      | <b>14,344</b>      | <b>27.1%</b>  | <b>\$ 17,755,556</b> | <b>\$ 1,238</b>   |
| <b>TOTAL</b>         | <b>52,884</b>      | <b>100.0%</b> | <b>\$ 63,285,712</b> | <b>\$ 1,197</b>   |

## BURGLARY BY MONTH & MEANS OF ENTRY

| ENTRY TYPE                | TOTAL         | DIST      | JAN          | FEB          | MAR          | APR          | MAY          | JUN          | JUL          | AUG          | SEP          | OCT          | NOV          | DEC          |
|---------------------------|---------------|-----------|--------------|--------------|--------------|--------------|--------------|--------------|--------------|--------------|--------------|--------------|--------------|--------------|
| Forcible Entry            | 31,600        | 59.8%     | 2,923        | 2,718        | 2,647        | 2,420        | 2,452        | 2,369        | 2,542        | 2,651        | 2,614        | 2,851        | 2,602        | 2,811        |
| Unlawful Entry - No Force | 17,406        | 32.9%     | 1,362        | 1,265        | 1,400        | 1,369        | 1,415        | 1,354        | 1,492        | 1,630        | 1,567        | 1,551        | 1,416        | 1,585        |
| Attempted Forcible Entry  | 3,878         | 7.3%      | 303          | 274          | 289          | 317          | 335          | 328          | 404          | 351          | 325          | 332          | 310          | 310          |
| <b>TOTAL</b>              | <b>52,884</b> | <b>--</b> | <b>4,588</b> | <b>4,257</b> | <b>4,336</b> | <b>4,106</b> | <b>4,202</b> | <b>4,051</b> | <b>4,438</b> | <b>4,632</b> | <b>4,506</b> | <b>4,734</b> | <b>4,328</b> | <b>4,706</b> |
| Distribution              | --            | 100.0%    | 8.7%         | 8.0%         | 8.2%         | 7.8%         | 7.9%         | 7.7%         | 8.4%         | 8.8%         | 8.5%         | 8.9%         | 8.2%         | 8.9%         |

# LARCENY-THEFT

## DEFINITION

*The unlawful taking or stealing of property or articles from the possession of another without the use of force, violence, or fraud. This crime category does not include embezzlement, fraud, counterfeiting, or worthless checks.*

## SUMMARY

- There were 153,865 larceny-thefts reported during 1992.
- Larceny-theft accounted for 58.2 percent of the total Index offenses and 64.4 percent of the property crimes.
- December recorded the highest number, with 13,221, while June was the lowest with 12,462.
- Larceny-theft in the under \$50 category reported the highest number of incidents, with 70,344, or 45.7 percent.
- Shoplifting accounted for 32,122 larceny-thefts or 20.9 percent.

## ARRESTS/CLEARANCES

- A total of 34,537 persons were arrested in 1992.
- Adults accounted for 23,208 arrests and juveniles accounted for 11,329 arrests.
- Males accounted for 68.5 percent and females accounted for 31.5 percent.
- There were a total of 33,498 clearances for larceny-theft reported in 1992. Juveniles represented 25.0 percent of this total.

## LARCENY-THEFT BY POPULATION GROUP

|                  | 1               | 2                        | 3                       | 4                      | 5                      | 6                    | 7         |
|------------------|-----------------|--------------------------|-------------------------|------------------------|------------------------|----------------------|-----------|
| Population Group | Over<br>250,000 | 100,001<br>To<br>250,000 | 50,001<br>To<br>100,000 | 25,001<br>To<br>50,000 | 10,001<br>To<br>25,000 | 10,000<br>Or<br>Less | Ungrouped |
| Larceny-Theft    | 94,399          | 24,480                   | 6,125                   | 9,684                  | 8,433                  | 7,755                | 2,989     |
| Distribution     | 61.4%           | 15.9%                    | 4.0%                    | 6.3%                   | 5.5%                   | 5.0%                 | 1.9%      |

## LARCENY-THEFT BY TYPE BY MONTH

| CLASSIFICATION                         | TOTAL   | DIST   | JAN    | FEB    | MAR    | APR    | MAY    | JUN    | JUL    | AUG    | SEP    | OCT    | NOV    | DEC    |
|--|---------|--------|--------|--------|--------|--------|--------|--------|--------|--------|--------|--------|--------|--------|
| Pocket Picking                         | 264     | 0.2%   | 17     | 18     | 24     | 32     | 20     | 20     | 17     | 24     | 17     | 27     | 20     | 28     |
| Purse Snatching                        | 573     | 0.4%   | 48     | 51     | 33     | 65     | 39     | 57     | 51     | 41     | 42     | 44     | 46     | 56     |
| Shoplifting                            | 32,122  | 20.9%  | 2,988  | 2,883  | 2,928  | 2,604  | 2,572  | 2,520  | 2,496  | 2,585  | 2,450  | 2,667  | 2,584  | 2,845  |
| From Motor Vehicles                    | 26,407  | 17.2%  | 2,313  | 2,046  | 2,140  | 2,024  | 1,968  | 2,088  | 2,230  | 2,343  | 2,300  | 2,302  | 2,223  | 2,430  |
| Motor Vehicle Parts and/or Accessories | 24,249  | 15.7%  | 2,128  | 1,968  | 2,005  | 1,972  | 1,936  | 1,891  | 2,011  | 2,159  | 2,049  | 1,998  | 2,067  | 2,065  |
| Bicycles                               | 16,055  | 10.4%  | 1,252  | 1,303  | 1,322  | 1,392  | 1,527  | 1,435  | 1,324  | 1,454  | 1,473  | 1,436  | 1,138  | 999    |
| From Buildings                         | 12,167  | 7.9%   | 1,090  | 1,003  | 941    | 1,022  | 1,038  | 989    | 959    | 1,034  | 996    | 1,039  | 1,001  | 1,055  |
| From Coin Operated Machines            | 2,288   | 1.5%   | 137    | 149    | 198    | 154    | 170    | 174    | 208    | 224    | 199    | 189    | 237    | 249    |
| All Other                              | 39,740  | 25.8%  | 3,045  | 3,102  | 3,271  | 3,427  | 3,484  | 3,288  | 3,574  | 3,340  | 3,279  | 3,284  | 3,152  | 3,494  |
| TOTAL                                  | 153,865 | --     | 13,018 | 12,523 | 12,862 | 12,692 | 12,754 | 12,462 | 12,870 | 13,204 | 12,805 | 12,986 | 12,468 | 13,221 |
| Distribution                           | --      | 100.0% | 8.5%   | 8.1%   | 8.4%   | 8.2%   | 8.3%   | 8.1%   | 8.4%   | 8.6%   | 8.3%   | 8.4%   | 8.1%   | 8.6%   |

## LARCENY-THEFT BY VALUE BY MONTH

| VALUE         | TOTAL   | DIST   | JAN    | FEB    | MAR    | APR    | MAY    | JUN    | JUL    | AUG    | SEP    | OCT    | NOV    | DEC    |
|---------------|---------|--------|--------|--------|--------|--------|--------|--------|--------|--------|--------|--------|--------|--------|
| Over \$200    | 51,078  | 33.2%  | 4,197  | 4,086  | 4,198  | 4,216  | 4,317  | 4,005  | 4,276  | 4,542  | 4,463  | 4,344  | 4,182  | 4,252  |
| \$50 to \$200 | 32,443  | 21.1%  | 2,755  | 2,685  | 2,744  | 2,647  | 2,768  | 2,656  | 2,613  | 2,751  | 2,713  | 2,736  | 2,584  | 2,791  |
| Under \$50    | 70,344  | 45.7%  | 6,066  | 5,752  | 5,920  | 5,829  | 5,669  | 5,801  | 5,981  | 5,911  | 5,629  | 5,906  | 5,702  | 6,178  |
| TOTAL         | 153,865 | --     | 13,018 | 12,523 | 12,862 | 12,692 | 12,754 | 12,462 | 12,870 | 13,204 | 12,805 | 12,986 | 12,468 | 13,221 |
| Distribution  | --      | 100.0% | 8.5%   | 8.1%   | 8.4%   | 8.2%   | 8.3%   | 8.1%   | 8.4%   | 8.6%   | 8.3%   | 8.4%   | 8.1%   | 8.6%   |

# LARCENY-THEFT BY CLASSIFICATION & VALUE

| CLASSIFICATION BY VALUE OF PROPERTY STOLEN | NUMBER OF OFFENSES | TOTAL VALUE STOLEN | AVERAGE VALUE | PERCENT DISTRIBUTION (VALUE) |
|--|--------------------|--------------------|---------------|------------------------------|
| \$200 and Over                             | 51,078             | \$51,571,253       | \$1,009       | 91.0%                        |
| \$50 to \$200                              | 32,443             | 3,569,752          | 110           | 6.3%                         |
| Under \$50                                 | 70,344             | 1,509,844          | 21            | 2.7%                         |
| TOTAL                                      | 153,865            | \$56,650,849       | \$ 368        | 100.0%                       |

## ADDITIONAL ANALYSIS

| CLASSIFICATION                      | NUMBER OF OFFENSES | TOTAL VALUE STOLEN | AVERAGE VALUE | PERCENT DISTRIBUTION (VALUE) |
|-------------------------------------|--------------------|--------------------|---------------|------------------------------|
| Pocket Picking                      | 264                | \$ 54,848          | \$208         | 0.1%                         |
| Purse Snatching                     | 573                | 105,533            | 184           | 0.2%                         |
| Shoplifting                         | 32,122             | 2,260,159          | 70            | 4.0%                         |
| From Motor Vehicles                 | 26,407             | 12,894,165         | 488           | 22.8%                        |
| Motor Vehicle Parts and Accessories | 24,249             | 7,172,805          | 296           | 12.7%                        |
| Bicycles                            | 16,055             | 3,931,923          | 245           | 6.9%                         |
| From Buildings                      | 12,167             | 7,897,662          | 649           | 13.9%                        |
| From Coin Operated Machines         | 2,288              | 176,525            | 77            | 0.3%                         |
| All Other                           | 39,740             | 22,157,229         | 558           | 39.1%                        |
| TOTAL                               | 153,865            | \$56,650,849       | \$368         | 100.0%                       |

# MOTOR VEHICLE THEFT

## DEFINITION

*The unlawful taking or stealing of a motor vehicle including attempts and joyriding. This definition excludes the taking for temporary use by those persons having lawful access to the vehicle.*

## SUMMARY

- There were 30,849 motor vehicle thefts reported during 1992.
- Motor vehicle theft accounted for 11.7 percent of the total Index offenses and 12.9 percent of the property crimes.
- August recorded the highest number, with 3,009, while May recorded the lowest with 2,273.
- Autos represented the highest single category of motor vehicle theft, with 20,399, or 66.1 percent.
- Recovered motor vehicles that were locally stolen amounted to 23,709 or a 76.9 percent recovery rate.
- The total dollar loss amounted to \$131,569,885. Of that amount, \$91,403,028 was recovered. The recovered amount reflects the value of the vehicle when recovered and may be lower than the value when stolen because of missing parts or damage.

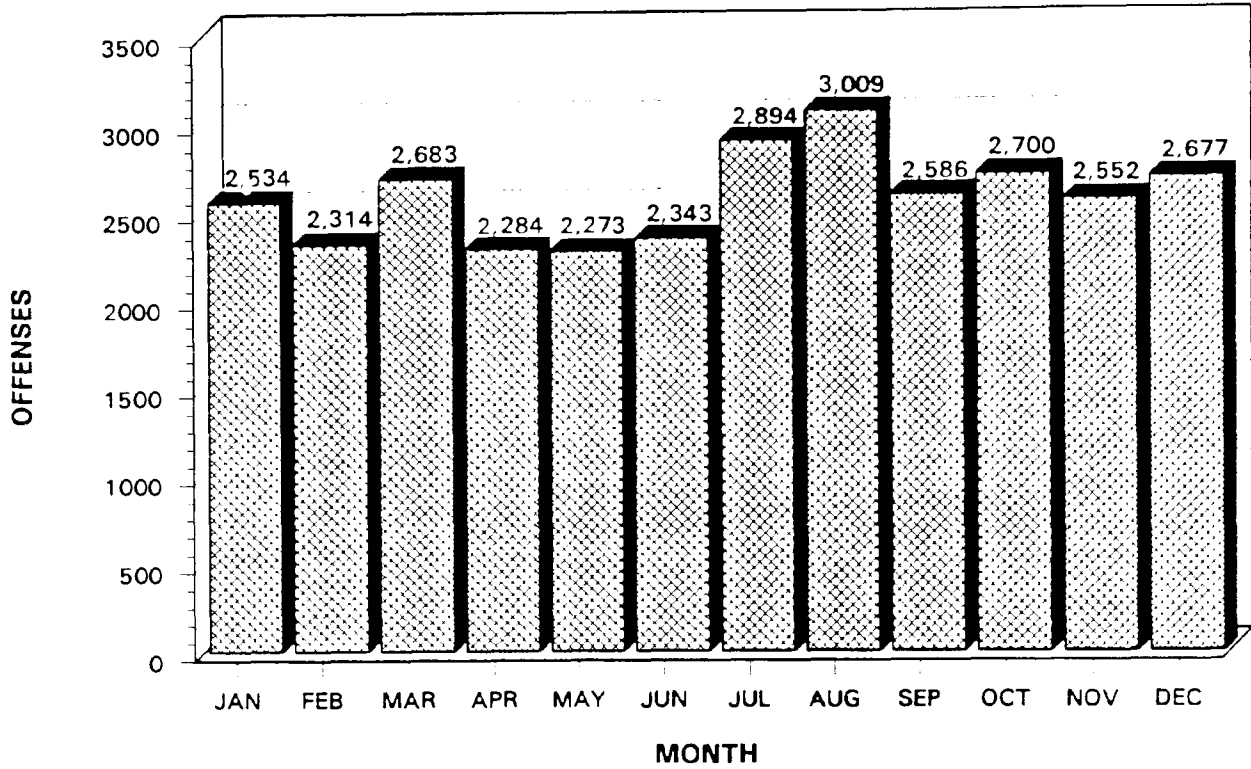
## ARRESTS/CLEARANCES

- A total of 3,461 persons were arrested in 1992.
- Adults accounted for 1,433 arrests and juveniles accounted for 2,028 arrests.
- Males accounted for 88.6 percent and females accounted for 11.4 percent.
- There were a total of 3,953 clearances for motor vehicle theft reported in 1992. Juveniles represented 37.3 percent of this total.

## MOTOR VEHICLE THEFT BY POPULATION GROUP

|                     | 1               | 2                        | 3                       | 4                      | 5                      | 6                    | 7         |
|---------------------|-----------------|--------------------------|-------------------------|------------------------|------------------------|----------------------|-----------|
| Population Group    | Over<br>250,000 | 100,001<br>To<br>250,000 | 50,001<br>To<br>100,000 | 25,001<br>To<br>50,000 | 10,001<br>To<br>25,000 | 10,000<br>Or<br>Less | Ungrouped |
| Motor Vehicle Theft | 23,086          | 4,153                    | 823                     | 1,004                  | 1,009                  | 675                  | 99        |
| Distribution        | 74.8%           | 13.5%                    | 2.7%                    | 3.2%                   | 3.3%                   | 2.2%                 | 0.3%      |

## MOTOR VEHICLE THEFT BY MONTH



## STOLEN VEHICLES BY TYPE

AUTOMOBILES  
20,399 (66.1%)

TRUCKS & BUSES  
8,320 (27.0%)

OTHER VEHICLES  
(Includes motorcycles)  
2,130 (6.9%)

# MOTOR VEHICLE RECOVERY INFORMATION

| SITUATION  | TOTAL         | JAN          | FEB          | MAR          | APR          | MAY          | JUN          | JUL          | AUG          | SEP          | OCT          | NOV          | DEC          |
|--|---------------|--------------|--------------|--------------|--------------|--------------|--------------|--------------|--------------|--------------|--------------|--------------|--------------|
| Stolen Locally-<br>Recovered Locally                           | 18,001        | 1,522        | 1,370        | 1,578        | 1,387        | 1,359        | 1,380        | 1,746        | 1,718        | 1,465        | 1,484        | 1,463        | 1,529        |
| Stolen Locally-<br>Recovered by Other<br>Agencies in State     | 4,815         | 418          | 384          | 408          | 332          | 395          | 328          | 507          | 439          | 385          | 393          | 407          | 419          |
| Stolen Locally-<br>Recovered by Other<br>Agencies out of State | 893           | 86           | 66           | 84           | 65           | 77           | 58           | 89           | 102          | 69           | 67           | 66           | 64           |
| <b>SUBTOTAL</b>  | <b>23,709</b> | <b>2,026</b> | <b>1,820</b> | <b>2,070</b> | <b>1,784</b> | <b>1,831</b> | <b>1,766</b> | <b>2,342</b> | <b>2,259</b> | <b>1,919</b> | <b>1,944</b> | <b>1,936</b> | <b>2,012</b> |
| Stolen out of Town-<br>Instate-<br>Recovered Locally           | 4,499         | 454          | 392          | 390          | 345          | 352          | 325          | 373          | 379          | 298          | 425          | 383          | 383          |
| Stolen out of State-<br>Recovered Locally                      | 925           | 77           | 111          | 54           | 63           | 56           | 73           | 118          | 54           | 43           | 83           | 109          | 84           |
| <b>SUBTOTAL</b>  | <b>5,424</b>  | <b>531</b>   | <b>503</b>   | <b>444</b>   | <b>408</b>   | <b>408</b>   | <b>398</b>   | <b>491</b>   | <b>433</b>   | <b>341</b>   | <b>508</b>   | <b>492</b>   | <b>467</b>   |
| <b>TOTALS</b>  | <b>29,133</b> | <b>2,557</b> | <b>2,323</b> | <b>2,514</b> | <b>2,192</b> | <b>2,239</b> | <b>2,164</b> | <b>2,833</b> | <b>2,692</b> | <b>2,260</b> | <b>2,452</b> | <b>2,428</b> | <b>2,479</b> |

# ARSON

## DEFINITION

*Arson is defined by the national Uniform Crime Reporting Program to include any willful or malicious burning or attempts to burn, with or without intent to defraud, a dwelling house, public building, motor vehicle or aircraft, personal property of another, etc. Fires of suspicious or unknown origins are excluded.*

## SUMMARY

- There were 1,212 arsons reported during 1992.
- Arson accounted for 0.5 percent of the total Index offenses and 0.5 percent of the property crimes.
- June recorded the highest number, with 141, while December recorded the lowest with 76.
- Structural arson accounted for 589 offenses or 48.6 percent.
- Motor vehicle arson accounted for the highest single known category, with 236, while industrial/manufacturing arson was the lowest with 3.

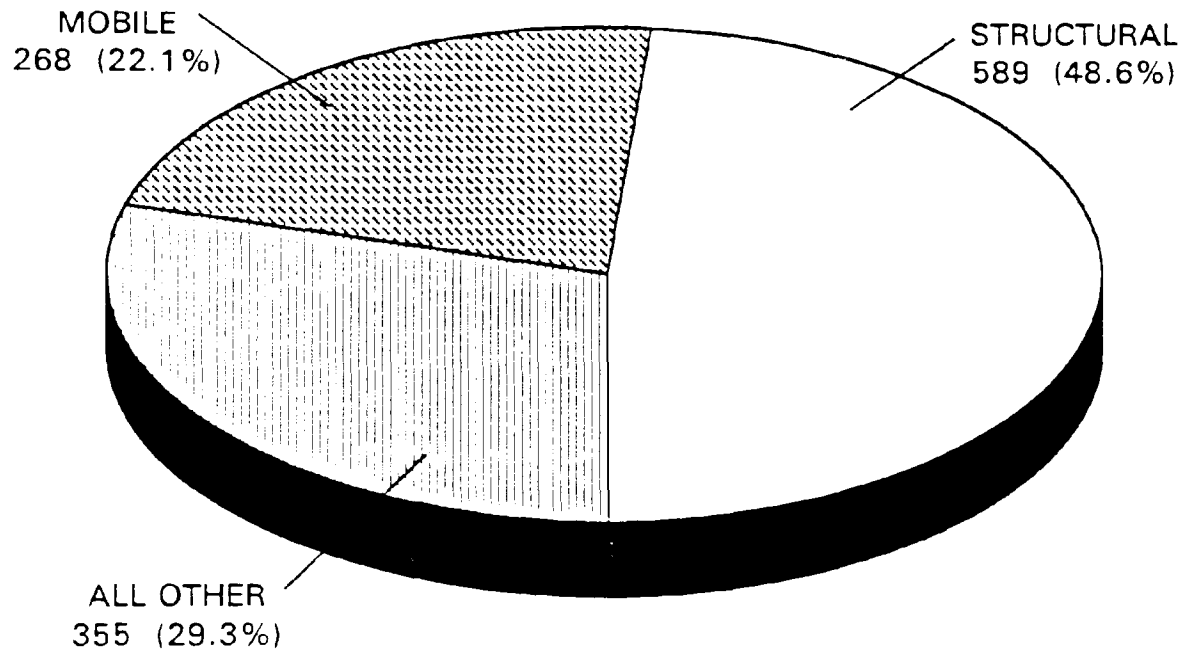
## ARRESTS/CLEARANCES

- A total of 339 persons were arrested in 1992.
- Adults accounted for 129 arrests and juveniles accounted for 210 arrests.
- Males accounted for 83.8 percent and females accounted for 16.2 percent.
- There were a total of 256 clearances for arson reported in 1992. Juveniles represented 58.6 percent of this total.

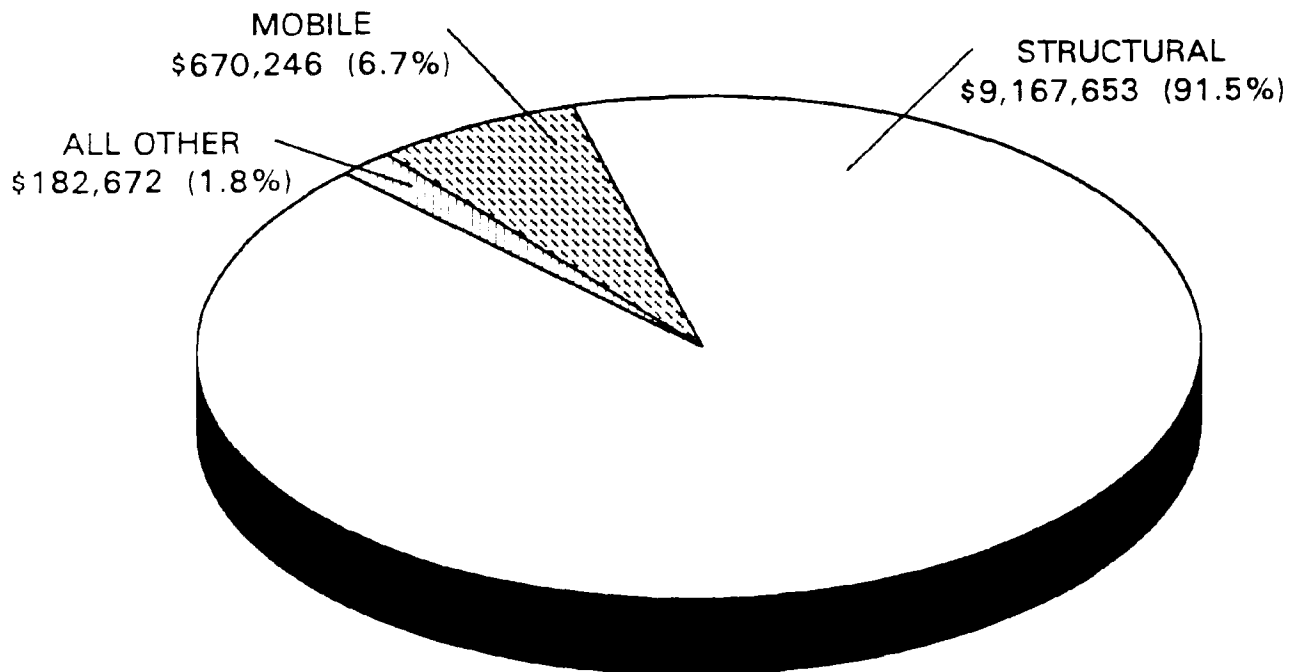
## ARSON BY POPULATION GROUP

|                  | 1               | 2                        | 3                       | 4                      | 5                      | 6                    | 7         |
|------------------|-----------------|--------------------------|-------------------------|------------------------|------------------------|----------------------|-----------|
| Population Group | Over<br>250,000 | 100,001<br>To<br>250,000 | 50,001<br>To<br>100,000 | 25,001<br>To<br>50,000 | 10,001<br>To<br>25,000 | 10,000<br>Or<br>Less | Ungrouped |
| Arson            | 749             | 188                      | 47                      | 73                     | 68                     | 77                   | 10        |
| Distribution     | 61.8%           | 15.5%                    | 3.9%                    | 6.0%                   | 5.6%                   | 6.4%                 | 0.8%      |

## ARSON BY PROPERTY CLASSIFICATION




## VALUE OF PROPERTY DAMAGED



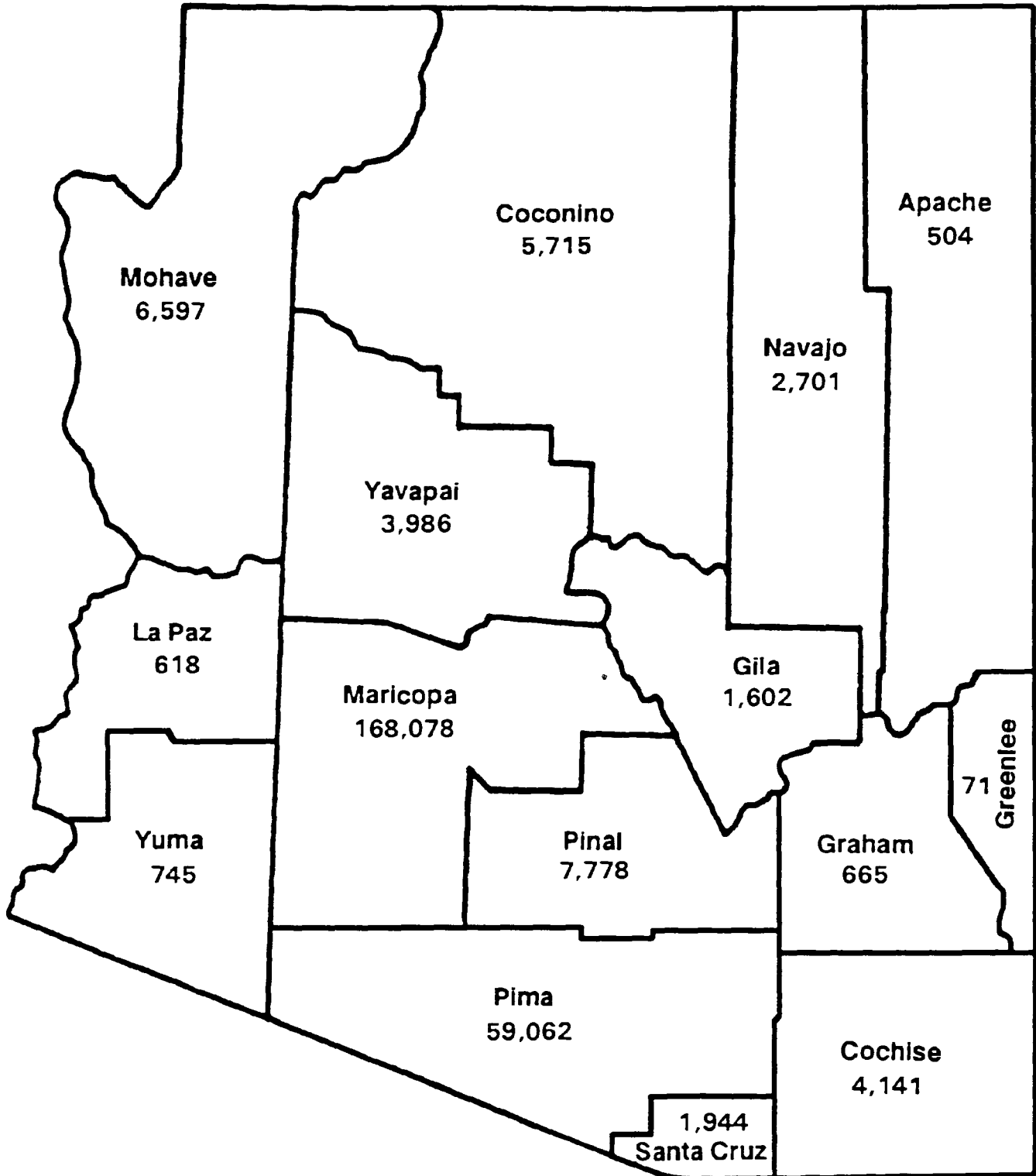
# ARSON OFFENSES BY PROPERTY TYPE BY MONTH

| PROPERTY CLASSIFICATION  | TOTAL        | JAN       | FEB        | MAR       | APR        | MAY        | JUN        | JUL        | AUG       | SEP        | OCT       | NOV        | DEC       | VALUE OF PROPERTY DAMAGE |
|--|--------------|-----------|------------|-----------|------------|------------|------------|------------|-----------|------------|-----------|------------|-----------|--------------------------|
| <b>STRUCTURE</b>   |              |           |            |           |            |            |            |            |           |            |           |            |           |                          |
| Single Occupancy Residential:<br>Houses, Townhouses, Duplexes,<br>Etc.   | 229          | 28        | 19         | 15        | 18         | 25         | 26         | 21         | 24        | 17         | 11        | 10         | 15        | \$ 2,770,650             |
| Other Residential:<br>Apartments, Hotels, Motels,<br>Dormitories, Etc.   | 97           | 11        | 6          | 8         | 8          | 8          | 5          | 3          | 10        | 12         | 7         | 10         | 9         | 1,074,390                |
| Storage:<br>Barns, Garages, Warehouses, Etc.                             | 49           | 3         | 5          | 4         | 3          | 4          | 5          | 2          | 4         | 3          | 5         | 6          | 5         | 418,290                  |
| Industrial/Manufacturing   | 3            | 1         | --         | --        | --         | 2          | --         | --         | --        | --         | --        | --         | --        | 525,000                  |
| Other Commercial:<br>Stores, Restaurants, Offices, Etc.                  | 86           | 9         | 5          | 7         | 11         | 11         | 8          | 8          | 6         | 3          | 3         | 8          | 7         | 3,449,228                |
| Community/Public:<br>Churches, Jails, Schools, Etc.                      | 53           | 6         | 2          | 3         | 6          | 2          | 3          | 6          | --        | 4          | 4         | 11         | 6         | 78,750                   |
| All Other:<br>Monuments, Buildings under<br>Construction, Etc.           | 72           | 6         | 13         | 6         | 6          | 2          | 6          | 6          | 9         | 4          | 2         | 4          | 8         | 851,345                  |
| <b>SUBTOTAL</b>  | <b>589</b>   | <b>64</b> | <b>50</b>  | <b>43</b> | <b>52</b>  | <b>54</b>  | <b>53</b>  | <b>46</b>  | <b>53</b> | <b>43</b>  | <b>32</b> | <b>49</b>  | <b>50</b> | <b>\$ 9,167,653</b>      |
| <b>MOBILE</b>  |              |           |            |           |            |            |            |            |           |            |           |            |           |                          |
| Motor Vehicles:<br>Autos, Trucks, Buses,<br>Motorcycles, Etc.            | 236          | 12        | 23         | 15        | 17         | 33         | 27         | 27         | 16        | 15         | 21        | 18         | 12        | 589,281                  |
| All Other:<br>Trailers, Recreational Vehicles,<br>Airplanes, Boats, Etc. | 32           | --        | 3          | 1         | 4          | 5          | 1          | 1          | 3         | 6          | 2         | 5          | 1         | 80,965                   |
| <b>SUBTOTAL</b>  | <b>268</b>   | <b>12</b> | <b>26</b>  | <b>16</b> | <b>21</b>  | <b>38</b>  | <b>28</b>  | <b>28</b>  | <b>19</b> | <b>21</b>  | <b>23</b> | <b>23</b>  | <b>13</b> | <b>\$ 670,246</b>        |
| <b>ALL OTHER</b>   |              |           |            |           |            |            |            |            |           |            |           |            |           |                          |
| Crops, Timber, Fences, Signs, Etc.                                       | 355          | 17        | 28         | 24        | 27         | 42         | 60         | 28         | 18        | 37         | 26        | 35         | 13        | 182,672                  |
| <b>TOTAL</b>   | <b>1,212</b> | <b>93</b> | <b>104</b> | <b>83</b> | <b>100</b> | <b>134</b> | <b>141</b> | <b>102</b> | <b>90</b> | <b>101</b> | <b>81</b> | <b>107</b> | <b>76</b> | <b>\$10,020,571</b>      |



**COUNTY OFFENSE  
AND  
SUPPLEMENTAL DATA**

# INDEX CRIMES BY COUNTY



**ARIZONA**  
264,207

# INDEX CRIMES BY COUNTY

| INDEX OFFENSES           | APACHE | COCHISE | COCONINO | GILA  | GRAHAM | GREENLEE | LA PAZ | MARICOPA | MOHAVE | NAVAJO | PIMA   | PINAL | SANTA CRUZ | YAVAPAI | YUMA* |
|--------------------------|--------|---------|----------|-------|--------|----------|--------|----------|--------|--------|--------|-------|------------|---------|-------|
| MURDER                   | 1      | 5       | 5        | 1     | 1      | --       | 1      | 196      | 14     | 1      | 60     | 12    | 4          | 7       | 1     |
| FORCIBLE RAPE            | 5      | 12      | 39       | 18    | 4      | 1        | 2      | 895      | 23     | 26     | 481    | 79    | 2          | 17      | --    |
| Rape by Force            | 5      | 9       | 29       | 16    | 4      | --       | 1      | 737      | 17     | 19     | 373    | 61    | 2          | 15      | --    |
| Attempts to Commit       | --     | 3       | 10       | 2     | --     | 1        | 1      | 158      | 6      | 7      | 108    | 18    | --         | 2       | --    |
| ROBBERY                  | --     | 27      | 54       | 4     | 2      | --       | 3      | 4,245    | 49     | 24     | 1,171  | 100   | 81         | 27      | 2     |
| Firearm                  | --     | 6       | 11       | 1     | 1      | --       | 1      | 1,642    | 27     | 6      | 324    | 21    | 23         | 11      | --    |
| Knife/Cutting Instrument | --     | 4       | 4        | --    | --     | --       | 1      | 469      | 3      | 3      | 105    | 11    | 16         | 3       | --    |
| Other Dangerous Weapons  | --     | 5       | 9        | 1     | --     | --       | --     | 342      | 6      | --     | 181    | 10    | 6          | 1       | --    |
| Strong Arm               | --     | 12      | 30       | 2     | 1      | --       | 1      | 1,792    | 13     | 15     | 561    | 58    | 36         | 12      | 2     |
| ASSAULT                  | 54     | 132     | 256      | 123   | 107    | 3        | 72     | 11,417   | 304    | 229    | 3,534  | 820   | 106        | 506     | 32    |
| Firearm                  | 5      | 33      | 47       | 25    | 7      | 1        | 13     | 4,205    | 53     | 28     | 1,044  | 186   | 17         | 54      | 2     |
| Knife/Cutting Instrument | 4      | 12      | 34       | 12    | 5      | 1        | 2      | 1,785    | 51     | 46     | 803    | 80    | 14         | 43      | 4     |
| Other Dangerous Weapons  | 6      | 34      | 55       | 52    | 3      | --       | 7      | 3,740    | 76     | 39     | 674    | 206   | 7          | 104     | 3     |
| Physical Force           | 39     | 53      | 120      | 34    | 92     | 1        | 50     | 1,687    | 124    | 118    | 1,213  | 348   | 68         | 305     | 23    |
| BURGLARY                 | 109    | 878     | 803      | 345   | 78     | 21       | 123    | 35,320   | 1,764  | 588    | 9,467  | 1,904 | 644        | 727     | 113   |
| Forcible Entry           | 51     | 600     | 374      | 188   | 40     | 12       | 66     | 20,361   | 685    | 424    | 6,687  | 1,128 | 538        | 358     | 88    |
| Unlawful Entry-No Force  | 53     | 227     | 341      | 99    | 36     | 8        | 50     | 12,585   | 995    | 127    | 1,851  | 649   | 40         | 322     | 23    |
| Attempted Forcible Entry | 5      | 51      | 88       | 58    | 2      | 1        | 7      | 2,374    | 84     | 37     | 929    | 127   | 66         | 47      | 2     |
| LARCENY-THEFT            | 315    | 2,649   | 4,366    | 1,042 | 451    | 43       | 369    | 92,345   | 4,028  | 1,699  | 38,300 | 4,315 | 867        | 2,544   | 532   |
| MOTOR VEHICLE THEFT      | 19     | 423     | 178      | 59    | 21     | 3        | 39     | 22,952   | 385    | 113    | 5,727  | 492   | 236        | 141     | 61    |
| Autos                    | 15     | 211     | 91       | 32    | 7      | 1        | 20     | 14,700   | 272    | 50     | 4,389  | 312   | 168        | 86      | 45    |
| Trucks and Buses         | 1      | 174     | 48       | 15    | 4      | 2        | 7      | 6,868    | 58     | 38     | 928    | 83    | 49         | 29      | 16    |
| Other Vehicles           | 3      | 38      | 39       | 12    | 10     | --       | 12     | 1,384    | 55     | 25     | 410    | 97    | 19         | 26      | --    |
| ARSON                    | 1      | 15      | 14       | 10    | 1      | --       | 9      | 708      | 30     | 21     | 322    | 56    | 4          | 17      | 4     |
| TOTAL                    | 504    | 4,141   | 5,715    | 1,602 | 665    | 71       | 618    | 168,078  | 6,597  | 2,701  | 59,062 | 7,778 | 1,944      | 3,986   | 745   |

\* The figures for Yuma County are incomplete. Data was not received from one large agency that had reported in 1991.

43

# ANALYSIS OF ROBBERY, BURGLARY, AND LARCENY-THEFT BY COUNTY

| OFFENSES                            | APACHE | COCHISE | COCONINO | GILA  | GRAHAM | GREENLEE | LA PAZ | MARICOPA | MOHAVE | NAVAJO | PIMA   | PINAL | SANTA CRUZ | YAVAPAI | YUMA* |
|-------------------------------------|--------|---------|----------|-------|--------|----------|--------|----------|--------|--------|--------|-------|------------|---------|-------|
| <b>ROBBERY</b>                      | --     | 27      | 54       | 4     | 2      | --       | 3      | 4,245    | 49     | 24     | 1,171  | 100   | 81         | 27      | 2     |
| Highway                             | --     | 8       | 23       | --    | 1      | --       | 1      | 2,341    | 12     | 12     | 660    | 16    | --         | 8       | 2     |
| Commercial House                    | --     | 2       | 3        | 2     | --     | --       | --     | 600      | 11     | 3      | 96     | 4     | --         | 3       | --    |
| Gas or Service Station              | --     | 1       | 3        | --    | --     | --       | --     | 63       | 3      | 2      | 35     | 3     | --         | --      | --    |
| Convenience Store                   | --     | 4       | 3        | --    | --     | --       | --     | 433      | 3      | 2      | 127    | 16    | 7          | 2       | --    |
| Residence                           | --     | 4       | 3        | --    | 1      | --       | 1      | 384      | 7      | 1      | 118    | 8     | 5          | 1       | --    |
| Bank                                | --     | 1       | 2        | --    | --     | --       | --     | 173      | 3      | --     | 77     | 2     | 5          | --      | --    |
| Miscellaneous                       | --     | 7       | 17       | 2     | --     | --       | 1      | 251      | 10     | 4      | 58     | 51    | 64         | 13      | --    |
| <b>BURGLARY</b>                     | 109    | 878     | 803      | 345   | 78     | 21       | 123    | 35,320   | 1,764  | 588    | 9,467  | 1,904 | 644        | 727     | 113   |
| Residence                           | 67     | 540     | 449      | 208   | 40     | 16       | 77     | 26,878   | 1,229  | 364    | 6,445  | 1,233 | 483        | 418     | 93    |
| Night, 6PM-6AM                      | 10     | 170     | 141      | 56    | 27     | 5        | 20     | 5,483    | 301    | 103    | 1,352  | 420   | 137        | 98      | 34    |
| Day, 6AM-6PM                        | 19     | 140     | 176      | 125   | 7      | 2        | 37     | 9,698    | 453    | 51     | 1,531  | 510   | 226        | 124     | 20    |
| Unknown                             | 38     | 230     | 132      | 27    | 6      | 9        | 20     | 11,697   | 475    | 210    | 3,562  | 303   | 120        | 196     | 39    |
| Non-Residence                       | 42     | 338     | 354      | 137   | 38     | 5        | 46     | 8,442    | 535    | 224    | 3,022  | 671   | 161        | 309     | 20    |
| Night, 6PM-6AM                      | 22     | 199     | 172      | 43    | 25     | 2        | 14     | 2,715    | 203    | 183    | 732    | 265   | 100        | 149     | 9     |
| Day, 6AM-6PM                        | 6      | 34      | 111      | 62    | 4      | 1        | 27     | 855      | 75     | 9      | 384    | 260   | 40         | 38      | 9     |
| Unknown                             | 14     | 105     | 71       | 32    | 9      | 2        | 5      | 4,872    | 257    | 52     | 1,906  | 146   | 21         | 122     | 2     |
| <b>LARCENY-THEFT</b>                | 315    | 2,649   | 4,366    | 1,042 | 451    | 43       | 369    | 92,345   | 4,028  | 1,699  | 38,300 | 4,315 | 867        | 2,544   | 532   |
| \$200 and Over                      | 92     | 584     | 1,541    | 331   | 122    | 24       | 170    | 35,113   | 1,164  | 358    | 9,098  | 1,250 | 352        | 768     | 111   |
| \$50 to \$200                       | 73     | 668     | 865      | 259   | 129    | 11       | 80     | 20,923   | 780    | 408    | 6,260  | 1,030 | 234        | 551     | 172   |
| Under \$50                          | 150    | 1,397   | 1,960    | 452   | 200    | 8        | 119    | 36,309   | 2,084  | 933    | 22,942 | 2,035 | 281        | 1,225   | 249   |
| Pocket Picking                      | 3      | 1       | 8        | 6     | 2      | --       | 1      | 117      | 3      | 4      | 90     | 12    | 1          | 14      | 2     |
| Purse Snatching                     | 14     | 17      | 34       | 16    | 7      | --       | 2      | 289      | 6      | 18     | 139    | 16    | 3          | 7       | 5     |
| Shoplifting                         | 31     | 622     | 740      | 235   | 123    | 4        | 49     | 17,961   | 1,185  | 457    | 8,899  | 948   | 289        | 459     | 120   |
| From Motor Vehicle                  | 40     | 241     | 701      | 143   | 58     | 19       | 48     | 17,630   | 458    | 201    | 5,590  | 633   | 175        | 429     | 41    |
| Motor Vehicle Parts and Accessories | 12     | 271     | 231      | 49    | 23     | 2        | 34     | 17,679   | 330    | 129    | 4,712  | 383   | 134        | 180     | 80    |
| Bicycles                            | 24     | 229     | 463      | 38    | 53     | 3        | 24     | 11,191   | 207    | 104    | 3,090  | 304   | 33         | 180     | 112   |
| From Buildings                      | 47     | 225     | 728      | 118   | 72     | 4        | 47     | 6,110    | 366    | 222    | 3,340  | 363   | 39         | 415     | 71    |
| Coin-Operated Machines              | --     | 48      | 24       | 11    | --     | --       | 11     | 875      | 49     | 20     | 1,207  | 20    | 1          | 18      | 4     |
| All Other                           | 144    | 995     | 1,437    | 426   | 113    | 11       | 153    | 20,493   | 1,424  | 544    | 11,233 | 1,636 | 192        | 842     | 97    |
| <b>TOTAL</b>                        | 424    | 3,554   | 5,223    | 1,391 | 531    | 64       | 495    | 131,910  | 5,841  | 2,311  | 48,938 | 6,319 | 1,592      | 3,298   | 647   |

\*The figures for Yuma County are incomplete. Data was not received from one large agency that had reported in 1991.

# VALUE OF PROPERTY STOLEN BY CRIME BY COUNTY

| OFFENSES                            | APACHE  | COCHISE   | COCONINO  | GILA    | GRAHAM  | GREENLEE | LA PAZ  | MARICOPA    | MOHAVE    | NAVAJO    | PIMA       | PINAL     | SANTA CRUZ | YAVAPAI   | YUMA *  |
|-------------------------------------|---------|-----------|-----------|---------|---------|----------|---------|-------------|-----------|-----------|------------|-----------|------------|-----------|---------|
| MURDER                              | --      | --        | --        | --      | --      | --       | --      | 176         | --        | --        | 250        | --        | --         | --        | --      |
| FORCIBLE RAPE                       | 11      | --        | --        | --      | --      | --       | --      | 16,360      | 655       | --        | 950        | 89        | --         | --        | --      |
| ROBBERY                             | --      | 10,399    | 15,279    | 800     | 10,080  | --       | 30,519  | 2,857,404   | 73,356    | 45,834    | 796,646    | 27,683    | 75,689     | 15,991    | 283     |
| Highway                             | --      | 955       | 3,491     | --      | 10,000  | --       | 2,859   | 1,065,721   | 16,828    | 1,632     | 243,255    | 3,475     | --         | 6,718     | 283     |
| Commercial House                    | --      | 331       | 1,009     | 500     | --      | --       | --      | 514,341     | 8,181     | 41,261    | 16,346     | 3,724     | --         | 1,192     | --      |
| Gas or Service Station              | --      | --        | 4,223     | --      | --      | --       | --      | 7,775       | 773       | 2,646     | 10,088     | 2,650     | --         | --        | --      |
| Convenience Store                   | --      | 131       | 52        | --      | --      | --       | --      | 48,058      | 75        | 15        | 15,989     | 713       | 21,824     | 386       | --      |
| Residence                           | --      | 3,715     | 675       | --      | 80      | --       | 27,530  | 573,007     | 22,152    | 150       | 200,216    | 1,816     | 2,146      | 170       | --      |
| Bank                                | --      | 3,189     | --        | --      | --      | --       | --      | 446,807     | 4,915     | --        | 263,969    | 4,586     | 30,154     | --        | --      |
| Miscellaneous                       | --      | 2,078     | 5,829     | 300     | --      | --       | 130     | 201,695     | 19,432    | 130       | 46,783     | 10,719    | 21,565     | 8,525     | --      |
| BURGLARY                            | 106,862 | 956,239   | 753,130   | 275,578 | 69,177  | 19,142   | 112,803 | 45,451,322  | 1,414,062 | 393,326   | 10,100,864 | 2,334,055 | 435,104    | 812,172   | 51,876  |
| Residence                           | 76,679  | 562,224   | 427,745   | 193,605 | 31,026  | 10,508   | 79,870  | 33,341,346  | 913,423   | 200,544   | 7,344,679  | 1,463,880 | 346,239    | 493,495   | 44,893  |
| Night, 6PM-6AM                      | 7,757   | 167,273   | 119,942   | 36,580  | 21,178  | 590      | 23,211  | 5,700,630   | 188,657   | 54,295    | 1,069,544  | 332,576   | 55,784     | 79,629    | 20,985  |
| Day, 6AM-6PM                        | 15,693  | 123,951   | 214,309   | 122,587 | 1,856   | 1,200    | 45,499  | 12,881,953  | 181,915   | 33,075    | 2,035,354  | 819,676   | 220,250    | 80,642    | 8,685   |
| Unknown                             | 53,229  | 271,000   | 93,494    | 34,438  | 7,992   | 8,718    | 11,160  | 14,758,763  | 542,851   | 113,174   | 4,239,781  | 311,628   | 70,205     | 333,224   | 15,223  |
| Non-Residence                       | 30,183  | 394,015   | 325,385   | 81,973  | 38,151  | 8,634    | 32,933  | 12,109,976  | 500,639   | 192,782   | 2,756,185  | 870,175   | 88,865     | 318,677   | 6,983   |
| Night, 6PM-6AM                      | 11,392  | 266,705   | 116,408   | 21,220  | 25,358  | 1,064    | 7,808   | 3,079,594   | 200,536   | 136,905   | 447,558    | 282,499   | 30,092     | 204,150   | 3,847   |
| Day, 6AM-6PM                        | 1,515   | 39,872    | 158,782   | 50,920  | 709     | 7,000    | 13,820  | 646,253     | 68,874    | 4,119     | 287,554    | 287,214   | 27,591     | 20,037    | 2,630   |
| Unknown                             | 17,276  | 87,438    | 52,195    | 9,833   | 12,084  | 570      | 11,505  | 8,384,129   | 231,229   | 51,758    | 2,021,073  | 300,462   | 31,182     | 94,490    | 508     |
| LARCENY-THEFT                       | 75,832  | 921,631   | 1,780,325 | 400,859 | 119,240 | 21,170   | 282,972 | 38,321,644  | 1,731,050 | 455,406   | 9,378,189  | 1,593,678 | 658,666    | 799,388   | 112,789 |
| \$200 and Over                      | 66,178  | 836,746   | 1,645,499 | 367,333 | 102,859 | 19,698   | 273,186 | 34,856,703  | 1,623,783 | 401,626   | 8,485,233  | 1,453,126 | 625,359    | 721,825   | 92,099  |
| \$50 to \$200                       | 7,400   | 66,535    | 93,592    | 28,148  | 13,177  | 1,297    | 8,051   | 2,350,082   | 80,532    | 41,089    | 684,598    | 109,115   | 27,964     | 60,294    | 17,878  |
| Under \$50                          | 2,254   | 18,350    | 41,234    | 5,388   | 3,204   | 175      | 1,735   | 1,114,859   | 26,735    | 12,691    | 226,358    | 31,437    | 5,343      | 17,269    | 2,812   |
| Pocket-Picking                      | 2,150   | 5         | 1,225     | 453     | 45      | --       | 55      | 28,040      | 155       | 1,510     | 12,991     | 5,628     | 200        | 1,977     | 414     |
| Purse Snatching                     | 1,091   | 3,051     | 15,192    | 2,722   | 808     | --       | 415     | 50,246      | 3,230     | 2,593     | 23,041     | 1,802     | 329        | 647       | 366     |
| Shoplifting                         | 507     | 21,115    | 48,775    | 7,928   | 2,978   | 140      | 3,483   | 1,626,875   | 32,031    | 9,240     | 438,161    | 31,569    | 22,889     | 11,992    | 2,476   |
| From Motor Vehicle                  | 14,380  | 92,246    | 291,898   | 59,424  | 14,064  | 11,740   | 26,647  | 8,983,154   | 217,883   | 95,779    | 2,404,136  | 267,249   | 206,022    | 193,900   | 15,643  |
| Motor Vehicle Parts and Accessories | 2,326   | 44,085    | 44,824    | 29,515  | 3,593   | 555      | 8,800   | 5,585,900   | 104,998   | 28,002    | 1,057,480  | 124,334   | 84,078     | 40,428    | 13,887  |
| Bicycles                            | 3,958   | 29,582    | 166,870   | 5,983   | 7,428   | 460      | 3,934   | 2,649,093   | 43,355    | 15,892    | 876,568    | 46,328    | 10,046     | 59,773    | 12,653  |
| From Buildings                      | 25,394  | 80,399    | 418,270   | 44,755  | 33,185  | 3,020    | 14,342  | 4,264,501   | 221,963   | 140,541   | 2,010,859  | 280,602   | 80,848     | 256,442   | 22,541  |
| Coin-Operated Machines              | --      | 3,592     | 9,915     | 1,288   | --      | --       | 2,501   | 58,173      | 5,738     | 1,644     | 91,263     | 697       | 6          | 1,445     | 263     |
| All Other                           | 26,026  | 647,556   | 783,356   | 248,801 | 57,139  | 5,255    | 222,795 | 15,075,682  | 1,101,697 | 160,205   | 2,461,690  | 835,469   | 254,248    | 232,784   | 44,546  |
| MOTOR VEHICLE THEFT                 | 102,829 | 2,147,669 | 916,652   | 285,490 | 89,800  | 19,500   | 172,299 | 106,507,271 | 1,467,442 | 556,455   | 14,428,870 | 2,590,752 | 1,728,234  | 588,783   | 216,617 |
| TOTAL                               | 285,334 | 4,035,938 | 3,465,386 | 962,737 | 288,297 | 59,812   | 598,593 | 193,154,177 | 4,686,565 | 1,451,021 | 34,703,769 | 6,546,257 | 2,897,693  | 2,216,334 | 381,565 |

\*The figures for Yuma County are incomplete. Data was not received from one large agency that had reported in 1991.

# TYPE & VALUE, IN DOLLARS, OF PROPERTY STOLEN & RECOVERED BY COUNTY

| STOLEN                  | APACHE         | COCHISE          | COCONINO         | GILA           | GRAHAM         | GREENLEE      | LA PAZ         | MARICOPA           | MOHAVE           | NAVAJO           | PIMA              | PINAL            | SANTA CRUZ       | YAVAPAI          | YUMA *         |
|-------------------------|----------------|------------------|------------------|----------------|----------------|---------------|----------------|--------------------|------------------|------------------|-------------------|------------------|------------------|------------------|----------------|
| Currency/Notes/Etc.     | 44,895         | 420,351          | 400,326          | 84,478         | 38,683         | 3,595         | 37,830         | 5,471,807          | 370,334          | 132,804          | 688,681           | 242,269          | 181,088          | 276,849          | 37,604         |
| Jewelry/Precious Metals | 10,169         | 269,507          | 321,683          | 64,404         | 16,981         | 735           | 77,102         | 15,894,393         | 409,807          | 83,649           | 4,316,971         | 537,623          | 358,317          | 230,097          | 19,081         |
| Clothing and Furs       | 7,045          | 42,095           | 141,813          | 11,828         | 7,076          | 90            | 4,545          | 3,269,383          | 63,881           | 22,648           | 783,480           | 84,382           | 76,218           | 31,835           | 8,404          |
| Locally Stolen Vehicles | 102,629        | 2,153,042        | 917,252          | 233,119        | 79,800         | 19,500        | 189,646        | 106,457,104        | 1,559,163        | 579,498          | 14,254,838        | 2,467,711        | 1,728,234        | 811,732          | 216,617        |
| Office Equipment        | 800            | 42,779           | 45,678           | 12,376         | 25,500         | --            | 6,550          | 8,107,984          | 32,582           | 19,398           | 1,231,438         | 80,383           | 12,402           | 19,394           | 2,990          |
| Stereos/TV's/Cameras    | 16,850         | 251,453          | 277,956          | 71,716         | 25,154         | 3,228         | 57,422         | 18,499,183         | 462,506          | 123,935          | 4,721,637         | 676,286          | 183,162          | 204,329          | 32,233         |
| Firearms                | 15,840         | 93,997           | 47,961           | 23,575         | 7,220          | 1,752         | 11,931         | 2,132,130          | 98,065           | 20,548           | 502,867           | 167,500          | 12,526           | 68,333           | --             |
| Household Goods         | 19,401         | 81,770           | 61,167           | 22,233         | 2,321          | 700           | 10,613         | 2,671,600          | 147,226          | 42,284           | 804,167           | 225,600          | 9,487            | 123,448          | 22,063         |
| Consumable Goods        | 1,661          | 89,245           | 35,733           | 8,022          | 8,910          | 365           | 8,169          | 616,930            | 33,180           | 18,226           | 147,301           | 46,023           | 3,492            | 36,543           | 2,713          |
| Livestock               | 740            | 5,936            | 2,620            | 800            | 33             | --            | --             | 24,186             | 850              | 125              | 45,444            | 3,395            | 150,350          | 5,800            | --             |
| Miscellaneous           | 65,304         | 585,763          | 1,213,279        | 430,386        | 76,419         | 29,849        | 194,785        | 32,009,517         | 1,508,971        | 407,906          | 7,206,925         | 2,015,085        | 182,416          | 607,974          | 41,860         |
| <b>TOTAL STOLEN</b>     | <b>285,334</b> | <b>4,035,936</b> | <b>3,465,386</b> | <b>962,737</b> | <b>288,297</b> | <b>59,812</b> | <b>598,593</b> | <b>193,154,177</b> | <b>4,686,565</b> | <b>1,451,021</b> | <b>34,703,769</b> | <b>8,546,257</b> | <b>2,897,693</b> | <b>2,216,334</b> | <b>381,565</b> |
| <b>RECOVERED</b>        |                |                  |                  |                |                |               |                |                    |                  |                  |                   |                  |                  |                  |                |
| Currency/Notes/Etc.     | 32,799         | 17,673           | 68,228           | 12,336         | 24,683         | 700           | 4,232          | 176,827            | 38,174           | 13,088           | 11,223            | 37,223           | 12,618           | 16,189           | 23,223         |
| Jewelry/Precious Metals | 1,263          | 43,303           | 41,235           | 12,135         | --             | --            | 23,303         | 718,279            | 26,500           | 19,890           | 134,856           | 56,754           | 5,032            | 9,910            | 5,570          |
| Clothing and Furs       | 71             | 7,566            | 20,543           | 727            | 3,916          | --            | 264            | 374,966            | 8,077            | 5,806            | 95,517            | 9,729            | 13,014           | 3,274            | 1,064          |
| Locally Stolen Vehicles | 87,129         | 628,182          | 591,229          | 197,089        | 67,000         | 4,500         | 141,795        | 78,592,106         | 1,425,785        | 511,534          | 5,869,335         | 2,069,733        | 428,549          | 484,922          | 104,140        |
| Office Equipment        | --             | 15,727           | 5,571            | 100            | 21,500         | --            | 1,850          | 414,895            | 12,452           | 3,924            | 31,199            | 2,626            | --               | 283              | 2,390          |
| Stereos/TV's/Cameras    | 5,151          | 32,077           | 17,037           | 6,875          | 5,304          | 43            | 5,647          | 731,892            | 61,610           | 16,364           | 241,621           | 49,837           | 11,127           | 18,847           | 5,140          |
| Firearms                | 4,420          | 22,954           | 7,422            | 4,715          | 3,500          | --            | 3,215          | 204,359            | 11,709           | 7,715            | 31,040            | 13,252           | 1,663            | 14,336           | --             |
| Household Goods         | 2,380          | 8,874            | 2,257            | 3,685          | 266            | --            | 69             | 158,393            | 12,429           | 1,683            | 21,676            | 8,788            | 275              | 6,158            | 8,583          |
| Consumable Goods        | 258            | 6,601            | 3,646            | 1,301          | 3,759          | 3             | 135            | 149,474            | 12,205           | 3,498            | 23,172            | 9,465            | 1,085            | 5,672            | 1,696          |
| Livestock               | --             | 4,000            | 20               | 800            | 33             | --            | --             | 492                | 310              | 143              | 5,780             | --               | --               | --               | --             |
| Miscellaneous           | 6,893          | 63,969           | 128,961          | 75,704         | 18,064         | 5,455         | 87,449         | 2,928,196          | 299,817          | 36,029           | 404,539           | 331,935          | 13,815           | 81,821           | 10,629         |
| <b>TOTAL RECOVERED</b>  | <b>140,364</b> | <b>1,050,926</b> | <b>886,149</b>   | <b>315,467</b> | <b>148,225</b> | <b>10,701</b> | <b>267,959</b> | <b>84,449,679</b>  | <b>1,908,968</b> | <b>621,674</b>   | <b>6,869,958</b>  | <b>2,589,342</b> | <b>487,178</b>   | <b>641,412</b>   | <b>162,435</b> |

\* The figures for Yuma County are incomplete. Data was not received from one large agency that had reported in 1991.



**STATE AND COUNTY  
ARREST DATA**

# ARREST SUMMARY

- There were a total of 247,025 arrests reported in 1992.
- Arrests for Part I offenses amounted to 55,605, or 22.5 percent.
- Arrests for Part II offenses amounted to 191,420, or 77.5 percent.
- Adult arrests were 193,934, or 78.5 percent, and juvenile arrests were 53,091, or 21.5 percent.
- Males accounted for 197,679 arrests, or 80.0 percent, and females accounted for 49,346, or 20.0 percent.
- Arrests for adults between the ages of 25-29 recorded the highest number with 36,977, or 19.1 percent of the total adult arrests.
- Arrests for juveniles age 12 and under were 6,375, or 12.0 percent of the total juvenile arrests.
- Larceny-theft recorded the highest number of arrests of a specific offense with 34,537, or 14.0 of the total.

## ARREST BY AGE GROUP

| PART I OFFENSES     | ADULT   |              | JUVENILE |              |
|---------------------|---------|--------------|----------|--------------|
|                     | ARRESTS | DISTRIBUTION | ARRESTS  | DISTRIBUTION |
| Murder/Manslaughter | 187     | 0.5%         | 45       | 0.2%         |
| Forcible Rape       | 285     | 0.8%         | 68       | 0.4%         |
| Robbery             | 1,134   | 3.1%         | 473      | 2.4%         |
| Aggravated Assault  | 5,800   | 16.0%        | 1,636    | 8.4%         |
| Burglary            | 4,038   | 11.1%        | 3,602    | 18.6%        |
| Larceny-Theft       | 23,208  | 64.1%        | 11,329   | 58.4%        |
| Motor Vehicle Theft | 1,433   | 4.0%         | 2,028    | 10.5%        |
| Arson               | 129     | 0.4%         | 210      | 1.1%         |
| TOTAL               | 36,214  | 100.0%       | 19,391   | 100.0%       |

# ARREST BY OFFENSE, RACE & ETHNIC ORIGIN 1992

| OFFENSE CLASSIFICATION           | NUMBER<br>of<br>ARRESTS | DIST.          | WHITE          | BLACK         | INDIAN        | ASIAN        | HISPANIC      | NOT<br>HISPANIC |
|----------------------------------|-------------------------|----------------|----------------|---------------|---------------|--------------|---------------|-----------------|
| <b>PART I</b>                    |                         |                |                |               |               |              |               |                 |
| Murder/Nonneg. Manslaughter      | 232                     | 0.09%          | 197            | 29            | 6             | --           | 61            | 171             |
| Forcible Rape                    | 353                     | 0.14%          | 276            | 54            | 20            | 3            | 109           | 244             |
| Robbery                          | 1,607                   | 0.65%          | 1,067          | 470           | 64            | 6            | 535           | 1,072           |
| Aggravated Assault               | 7,436                   | 3.01%          | 6,084          | 946           | 369           | 37           | 2,369         | 5,067           |
| Burglary                         | 7,640                   | 3.09%          | 6,563          | 820           | 221           | 36           | 2,341         | 5,299           |
| Larceny-Theft                    | 34,537                  | 13.98%         | 28,616         | 3,678         | 1,995         | 248          | 9,281         | 25,256          |
| Motor Vehicle Theft              | 3,461                   | 1.40%          | 3,006          | 369           | 78            | 8            | 1,517         | 1,944           |
| Arson                            | 339                     | 0.14%          | 314            | 18            | 6             | 1            | 77            | 262             |
| <b>PART I SUBTOTAL</b>           | <b>55,605</b>           | <b>22.51%</b>  | <b>46,123</b>  | <b>6,384</b>  | <b>2,759</b>  | <b>339</b>   | <b>16,290</b> | <b>39,315</b>   |
| <b>PART II</b>                   |                         |                |                |               |               |              |               |                 |
| Manslaughter by Negligence       | 37                      | 0.01%          | 32             | 5             | --            | --           | 17            | 20              |
| Other Assaults - Simple          | 25,521                  | 10.33%         | 21,227         | 2,720         | 1,422         | 152          | 7,057         | 18,464          |
| Forgery and Counterfeiting       | 1,243                   | 0.50%          | 1,002          | 214           | 23            | 4            | 219           | 1,024           |
| Fraud                            | 1,761                   | 0.71%          | 1,451          | 251           | 52            | 7            | 187           | 1,574           |
| Embezzlement                     | 239                     | 0.10%          | 204            | 30            | 3             | 2            | 30            | 209             |
| Stolen Property                  | 2,118                   | 0.86%          | 1,740          | 321           | 46            | 11           | 709           | 1,409           |
| Vandalism                        | 8,152                   | 3.30%          | 7,021          | 724           | 348           | 59           | 2,299         | 5,853           |
| Weapons: Carrying, Possessing    | 3,058                   | 1.24%          | 2,408          | 584           | 56            | 10           | 1,069         | 1,989           |
| Prostitution and Comm. Vice      | 2,055                   | 0.83%          | 1,578          | 385           | 80            | 12           | 351           | 1,704           |
| Sex Offenses                     | 2,370                   | 0.96%          | 2,014          | 181           | 161           | 14           | 470           | 1,900           |
| <b>DRUGS, SALE OR MFG.</b>       |                         |                |                |               |               |              |               |                 |
| Opium, Cocaine, Derivatives      | 1,548                   | 0.62%          | 987            | 553           | 6             | 2            | 643           | 905             |
| Marijuana                        | 1,501                   | 0.61%          | 1,378          | 96            | 20            | 7            | 711           | 790             |
| Synthetic Narcotics              | 412                     | 0.16%          | 297            | 104           | 9             | 2            | 104           | 308             |
| Other Dangerous Nonnarcotics     | 565                     | 0.23%          | 530            | 33            | 2             | --           | 53            | 512             |
| <b>DRUGS, POSSESSION</b>         |                         |                |                |               |               |              |               |                 |
| Opium, Cocaine, Derivatives      | 2,206                   | 0.89%          | 1,540          | 647           | 16            | 3            | 638           | 1,568           |
| Marijuana                        | 7,430                   | 3.01%          | 6,606          | 573           | 237           | 14           | 2,340         | 5,090           |
| Synthetic Narcotics              | 1,033                   | 0.42%          | 868            | 143           | 18            | 4            | 412           | 621             |
| Other Dangerous Nonnarcotics     | 1,259                   | 0.51%          | 1,038          | 162           | 56            | 3            | 383           | 876             |
| All Gambling                     | 57                      | 0.02%          | 49             | 6             | 2             | --           | 14            | 43              |
| Offenses Against Family/Children | 1,967                   | 0.80%          | 1,697          | 86            | 172           | 12           | 368           | 1,599           |
| Driving Under the Influence      | 28,994                  | 11.74%         | 26,101         | 674           | 2,116         | 103          | 7,253         | 21,741          |
| Liquor Laws                      | 23,246                  | 9.41%          | 19,486         | 1,132         | 2,539         | 89           | 5,605         | 17,641          |
| Disorderly Conduct               | 19,924                  | 8.06%          | 16,680         | 1,716         | 1,444         | 84           | 5,440         | 14,484          |
| Vagrancy                         | 930                     | 0.38%          | 650            | 104           | 169           | 7            | 175           | 755             |
| All Other, Except Traffic        | 44,412                  | 18.00%         | 35,530         | 4,751         | 3,966         | 165          | 11,184        | 33,228          |
| Curfew/Loitering (Juveniles)     | 3,902                   | 1.58%          | 3,554          | 253           | 68            | 27           | 1,516         | 2,386           |
| Runaways (Juveniles)             | 5,480                   | 2.22%          | 5,015          | 293           | 130           | 42           | 1,288         | 4,192           |
| <b>PART II SUBTOTAL</b>          | <b>191,420</b>          | <b>77.49%</b>  | <b>160,683</b> | <b>16,741</b> | <b>13,161</b> | <b>835</b>   | <b>50,535</b> | <b>140,885</b>  |
| <b>TOTAL</b>                     | <b>247,025</b>          | <b>100.00%</b> | <b>206,806</b> | <b>23,125</b> | <b>15,920</b> | <b>1,174</b> | <b>66,825</b> | <b>180,200</b>  |
|                                  | <b>Distribution</b>     |                | <b>83.72%</b>  | <b>9.36%</b>  | <b>6.44%</b>  | <b>0.48%</b> | <b>27.05%</b> | <b>72.95%</b>   |

# TOTAL ARRESTS BY AGE

| OFFENSE CLASSIFICATION           | UNDER 10     | 10-12        | 13-14         | 15            | 16            | 17            | TOTAL UNDER 18 | 18            | 19            | 20            | 21           |
|----------------------------------|--------------|--------------|---------------|---------------|---------------|---------------|----------------|---------------|---------------|---------------|--------------|
| <b>PART I</b>                    |              |              |               |               |               |               |                |               |               |               |              |
| Murder/Nonneg. Manslaughter      | --           | --           | 7             | 9             | 15            | 14            | 45             | 13            | 17            | 4             | 12           |
| Forcible Rape                    | 2            | 3            | 19            | 8             | 17            | 19            | 68             | 17            | 17            | 12            | 13           |
| Robbery                          | 4            | 27           | 92            | 77            | 123           | 150           | 473            | 127           | 74            | 82            | 75           |
| Aggravated Assault               | 27           | 156          | 396           | 269           | 391           | 397           | 1,636          | 315           | 304           | 265           | 291          |
| Burglary                         | 118          | 519          | 917           | 681           | 689           | 678           | 3,602          | 544           | 398           | 274           | 273          |
| Larceny-Theft                    | 295          | 1,766        | 3,612         | 2,009         | 1,963         | 1,664         | 11,329         | 1,667         | 1,396         | 1,051         | 1,074        |
| Motor Vehicle Theft              | 2            | 54           | 540           | 525           | 488           | 419           | 2,028          | 281           | 210           | 100           | 80           |
| Arson                            | 31           | 58           | 76            | 24            | 14            | 7             | 210            | 11            | 5             | 4             | 8            |
| <b>PART I SUBTOTAL</b>           | <b>479</b>   | <b>2,583</b> | <b>5,659</b>  | <b>3,602</b>  | <b>3,700</b>  | <b>3,368</b>  | <b>19,391</b>  | <b>2,975</b>  | <b>2,421</b>  | <b>1,792</b>  | <b>1,826</b> |
| <b>PART II</b>                   |              |              |               |               |               |               |                |               |               |               |              |
| Manslaughter by Negligence       | --           | 1            | --            | 3             | 2             | 3             | 9              | 1             | 1             | --            | --           |
| Other Assaults - Simple          | 112          | 601          | 1,228         | 737           | 716           | 762           | 4,156          | 690           | 716           | 814           | 958          |
| Forgery and Counterfeiting       | --           | 3            | 13            | 28            | 36            | 54            | 134            | 79            | 75            | 74            | 72           |
| Fraud                            | --           | 5            | 24            | 22            | 28            | 37            | 116            | 68            | 55            | 70            | 70           |
| Embezzlement                     | --           | --           | --            | 2             | 4             | 3             | 9              | 13            | 16            | 9             | 12           |
| Stolen Property                  | 2            | 26           | 178           | 170           | 198           | 204           | 778            | 156           | 140           | 94            | 72           |
| Vandalism                        | 180          | 536          | 822           | 434           | 450           | 390           | 2,812          | 321           | 292           | 264           | 278          |
| Weapons: Carrying, Possessing    | 4            | 36           | 209           | 141           | 184           | 206           | 780            | 250           | 221           | 165           | 158          |
| Prostitution and Comm. Vice      | 3            | --           | 2             | 2             | 5             | 7             | 19             | 68            | 40            | 56            | 85           |
| Sex Offenses                     | 20           | 67           | 161           | 64            | 54            | 67            | 433            | 56            | 54            | 75            | 66           |
| <b>DRUGS, SALE OR MFG.</b>       |              |              |               |               |               |               |                |               |               |               |              |
| Opium, Cocaine, Derivatives      | --           | 1            | 12            | 16            | 38            | 42            | 109            | 74            | 69            | 82            | 84           |
| Marijuana                        | 1            | 4            | 40            | 40            | 37            | 62            | 184            | 64            | 69            | 78            | 68           |
| Synthetic Narcotics              | --           | --           | 10            | 6             | 8             | 5             | 29             | 15            | 15            | 17            | 14           |
| Other Dangerous Nonnarcotics     | --           | --           | 3             | 3             | 10            | 16            | 32             | 16            | 25            | 17            | 18           |
| <b>DRUGS, POSSESSION</b>         |              |              |               |               |               |               |                |               |               |               |              |
| Opium, Cocaine, Derivatives      | --           | --           | 15            | 11            | 31            | 35            | 92             | 68            | 69            | 78            | 85           |
| Marijuana                        | 4            | 36           | 178           | 188           | 300           | 370           | 1,076          | 479           | 446           | 442           | 458          |
| Synthetic Narcotics              | --           | 2            | 5             | 7             | 13            | 17            | 44             | 28            | 39            | 39            | 49           |
| Other Dangerous Nonnarcotics     | --           | 16           | 102           | 63            | 58            | 65            | 304            | 61            | 56            | 55            | 64           |
| All Gambling                     | --           | 1            | 5             | 5             | 3             | 7             | 21             | 3             | 4             | 2             | 1            |
| Offenses Against Family/Children | --           | --           | --            | --            | --            | --            | --             | 56            | 58            | 62            | 68           |
| Driving Under the Influence      | 2            | 1            | 5             | 9             | 49            | 142           | 208            | 331           | 548           | 724           | 1,127        |
| Liquor Laws                      | 3            | 51           | 492           | 731           | 1,361         | 2,173         | 4,811          | 3,213         | 2,879         | 2,419         | 672          |
| Disorderly Conduct               | 70           | 340          | 818           | 638           | 665           | 669           | 3,200          | 775           | 759           | 740           | 930          |
| Vagrancy                         | 1            | 5            | 12            | 5             | 25            | 20            | 68             | 56            | 55            | 56            | 44           |
| All Other, Except Traffic        | 99           | 420          | 1,317         | 1,006         | 1,016         | 1,036         | 4,894          | 1,785         | 1,894         | 1,932         | 1,980        |
| Curfew/Lortening (Juveniles)     | 19           | 210          | 1,040         | 862           | 907           | 864           | 3,902          | --            | --            | --            | --           |
| Runaways (Juveniles)             | 31           | 400          | 2,006         | 1,298         | 1,144         | 601           | 5,480          | --            | --            | --            | --           |
| <b>PART II SUBTOTAL</b>          | <b>551</b>   | <b>2,762</b> | <b>8,697</b>  | <b>6,491</b>  | <b>7,342</b>  | <b>7,857</b>  | <b>33,700</b>  | <b>8,726</b>  | <b>8,595</b>  | <b>8,364</b>  | <b>7,433</b> |
| <b>TOTAL</b>                     | <b>1,030</b> | <b>5,345</b> | <b>14,356</b> | <b>10,093</b> | <b>11,042</b> | <b>11,225</b> | <b>53,091</b>  | <b>11,701</b> | <b>11,016</b> | <b>10,156</b> | <b>9,259</b> |

| 22    | 23    | 24    | 25-29  | 30-34  | 35-39  | 40-44  | 45-49 | 50-54 | 55-59 | 60-64 | 65 AND OVER | TOTAL OVER 18 | TOTAL ALL AGES |
|-------|-------|-------|--------|--------|--------|--------|-------|-------|-------|-------|-------------|---------------|----------------|
| 5     | 7     | 6     | 37     | 30     | 20     | 16     | 7     | 7     | 1     | 4     | 1           | 187           | 232            |
| 11    | 10    | 8     | 69     | 55     | 34     | 19     | 7     | 8     | 4     | 1     | --          | 285           | 353            |
| 69    | 40    | 62    | 265    | 154    | 118    | 40     | 16    | 10    | 1     | 1     | --          | 1,134         | 1,607          |
| 251   | 250   | 226   | 1,136  | 1,046  | 709    | 426    | 251   | 133   | 80    | 55    | 62          | 5,800         | 7,436          |
| 196   | 163   | 161   | 755    | 530    | 386    | 199    | 88    | 38    | 20    | 6     | 7           | 4,038         | 7,640          |
| 953   | 845   | 826   | 3,986  | 3,688  | 2,893  | 1,894  | 1,025 | 638   | 385   | 314   | 573         | 23,208        | 34,537         |
| 68    | 60    | 62    | 234    | 177    | 75     | 39     | 21    | 16    | 4     | 3     | 3           | 1,433         | 3,461          |
| 5     | 1     | 1     | 15     | 27     | 15     | 11     | 7     | 6     | 4     | 3     | 6           | 129           | 339            |
| 1,558 | 1,376 | 1,352 | 6,497  | 5,707  | 4,250  | 2,644  | 1,422 | 856   | 499   | 387   | 652         | 36,214        | 55,605         |
| 2     | 1     | --    | 8      | 7      | 6      | --     | 1     | 1     | --    | --    | --          | 28            | 37             |
| 980   | 954   | 959   | 4,889  | 4,367  | 2,908  | 1,540  | 744   | 384   | 185   | 117   | 160         | 21,365        | 25,521         |
| 48    | 51    | 59    | 234    | 174    | 115    | 81     | 25    | 10    | 6     | 5     | 1           | 1,109         | 1,243          |
| 69    | 74    | 77    | 324    | 279    | 222    | 144    | 101   | 47    | 20    | 16    | 9           | 1,645         | 1,761          |
| 16    | 11    | 20    | 54     | 24     | 28     | 18     | 8     | --    | --    | 1     | --          | 230           | 239            |
| 99    | 76    | 70    | 251    | 157    | 108    | 49     | 28    | 19    | 10    | 8     | 3           | 1,340         | 2,118          |
| 258   | 264   | 268   | 1,184  | 977    | 626    | 312    | 136   | 71    | 40    | 17    | 32          | 5,340         | 8,152          |
| 161   | 129   | 95    | 407    | 246    | 195    | 115    | 68    | 41    | 10    | 11    | 6           | 2,278         | 3,058          |
| 101   | 98    | 105   | 482    | 478    | 281    | 119    | 56    | 23    | 20    | 9     | 15          | 2,036         | 2,055          |
| 54    | 74    | 50    | 349    | 357    | 277    | 184    | 134   | 80    | 45    | 42    | 40          | 1,937         | 2,370          |
| 69    | 70    | 69    | 306    | 258    | 173    | 118    | 37    | 19    | 3     | 5     | 3           | 1,439         | 1,548          |
| 73    | 67    | 60    | 266    | 236    | 162    | 87     | 39    | 29    | 9     | 5     | 5           | 1,317         | 1,501          |
| 21    | 14    | 13    | 84     | 66     | 52     | 38     | 14    | 12    | 3     | 1     | 4           | 383           | 412            |
| 20    | 16    | 20    | 130    | 104    | 92     | 44     | 18    | 5     | 7     | 1     | --          | 533           | 565            |
| 89    | 85    | 84    | 476    | 471    | 343    | 163    | 56    | 22    | 16    | 6     | 3           | 2,114         | 2,206          |
| 403   | 352   | 322   | 1,376  | 990    | 580    | 312    | 109   | 52    | 14    | 13    | 6           | 6,354         | 7,430          |
| 38    | 36    | 49    | 235    | 215    | 155    | 75     | 22    | 5     | 3     | 1     | --          | 989           | 1,033          |
| 42    | 60    | 37    | 182    | 167    | 111    | 75     | 24    | 10    | 7     | --    | 4           | 955           | 1,259          |
| 1     | 3     | 1     | 6      | 4      | 3      | 1      | 4     | 2     | 1     | --    | --          | 36            | 57             |
| 66    | 75    | 84    | 404    | 393    | 338    | 164    | 98    | 39    | 23    | 20    | 19          | 1,967         | 1,967          |
| 1,209 | 1,198 | 1,231 | 5,996  | 5,462  | 4,033  | 2,820  | 1,705 | 1,019 | 602   | 381   | 400         | 28,786        | 28,994         |
| 480   | 340   | 299   | 1,405  | 1,711  | 1,668  | 1,233  | 785   | 535   | 327   | 255   | 214         | 18,435        | 23,246         |
| 909   | 805   | 682   | 3,156  | 2,987  | 2,050  | 1,327  | 712   | 399   | 198   | 154   | 141         | 16,724        | 19,924         |
| 38    | 29    | 21    | 128    | 119    | 129    | 88     | 41    | 16    | 22    | 11    | 9           | 862           | 930            |
| 1,895 | 1,759 | 1,631 | 8,148  | 6,927  | 4,928  | 3,062  | 1,525 | 952   | 498   | 321   | 281         | 39,518        | 44,412         |
| --    | --    | --    | --     | --     | --     | --     | --    | --    | --    | --    | --          | --            | 3,902          |
| --    | --    | --    | --     | --     | --     | --     | --    | --    | --    | --    | --          | --            | 5,480          |
| 7,141 | 6,641 | 6,306 | 30,480 | 27,176 | 19,583 | 12,169 | 6,490 | 3,792 | 2,069 | 1,400 | 1,355       | 157,720       | 191,420        |
| 8,699 | 8,017 | 7,658 | 36,977 | 32,883 | 23,833 | 14,813 | 7,912 | 4,648 | 2,568 | 1,787 | 2,007       | 193,934       | 247,025        |

# JUVENILE MALE ARRESTS

| OFFENSE CLASSIFICATION           | AGE        |              |              |              |              |              | TOTAL JUVENILE |
|----------------------------------|------------|--------------|--------------|--------------|--------------|--------------|----------------|
|                                  | UNDER 10   | 10-12        | 13-14        | 15           | 16           | 17           |                |
| <b>PART I</b>                    |            |              |              |              |              |              |                |
| Murder/Nonneg. Manslaughter      | --         | --           | 5            | 8            | 14           | 13           | 40             |
| Forcible Rape                    | 2          | 3            | 19           | 8            | 17           | 19           | 68             |
| Robbery                          | 4          | 25           | 84           | 68           | 119          | 141          | 441            |
| Aggravated Assault               | 27         | 144          | 322          | 217          | 345          | 348          | 1,403          |
| Burglary                         | 106        | 454          | 780          | 607          | 631          | 818          | 3,196          |
| Larceny-Theft                    | 229        | 1,234        | 2,311        | 1,357        | 1,360        | 1,184        | 7,675          |
| Motor Vehicle Theft              | 2          | 41           | 431          | 462          | 438          | 387          | 1,761          |
| Arson                            | 28         | 52           | 66           | 15           | 13           | 6            | 180            |
| <b>PART I SUBTOTAL</b>           | <b>398</b> | <b>1,953</b> | <b>4,018</b> | <b>2,742</b> | <b>2,937</b> | <b>2,716</b> | <b>14,764</b>  |
| <b>PART II</b>                   |            |              |              |              |              |              |                |
| Manslaughter by Negligence       | --         | 1            | --           | 3            | 2            | 1            | 7              |
| Other Assaults - Simple          | 92         | 436          | 812          | 502          | 523          | 595          | 2,960          |
| Forgery and Counterfeiting       | --         | 3            | 8            | 13           | 20           | 33           | 77             |
| Fraud                            | --         | 5            | 11           | 10           | 22           | 24           | 72             |
| Embezzlement                     | --         | --           | --           | 2            | 2            | 3            | 7              |
| Stolen Property                  | 2          | 23           | 145          | 150          | 165          | 186          | 671            |
| Vandalism                        | 167        | 484          | 694          | 380          | 402          | 353          | 2,480          |
| Weapons - Carrying, Possessing   | 3          | 31           | 190          | 136          | 176          | 200          | 736            |
| Prostitution and Comm. Vice      | --         | --           | 1            | 1            | 2            | 2            | 6              |
| Sex Offenses                     | 19         | 61           | 148          | 61           | 50           | 63           | 402            |
| <b>DRUGS, SALE OR MFG.</b>       |            |              |              |              |              |              |                |
| Opium, Cocaine, Derivatives      | --         | 1            | 9            | 13           | 32           | 37           | 92             |
| Manjuana                         | 1          | 4            | 34           | 38           | 29           | 56           | 162            |
| Synthetic Narcotics              | --         | --           | 9            | 6            | 6            | 5            | 26             |
| Other Dangerous Nonnarcotics     | --         | --           | 2            | 1            | 9            | 15           | 27             |
| <b>DRUGS, POSSESSION</b>         |            |              |              |              |              |              |                |
| Opium, Cocaine, Derivatives      | --         | --           | 3            | 9            | 25           | 32           | 69             |
| Manjuana                         | 4          | 30           | 141          | 153          | 248          | 323          | 899            |
| Synthetic Narcotics              | --         | 1            | 3            | 6            | 9            | 15           | 34             |
| Other Dangerous Nonnarcotics     | --         | 12           | 72           | 52           | 50           | 54           | 240            |
| All Gambling                     | --         | 1            | 2            | 3            | 2            | 7            | 15             |
| Offenses Against Family/Children | --         | --           | --           | --           | --           | --           | --             |
| Driving Under the Influence      | 2          | 1            | 4            | 9            | 41           | 120          | 177            |
| Liquor Laws                      | 2          | 27           | 261          | 471          | 988          | 1,667        | 3,416          |
| Disorderly Conduct               | 57         | 239          | 548          | 448          | 523          | 539          | 2,354          |
| Vagrancy                         | 1          | 2            | 5            | 4            | 20           | 11           | 43             |
| All Other, Except Traffic        | 87         | 322          | 905          | 761          | 821          | 874          | 3,770          |
| Curfew and Loitering             | 15         | 155          | 654          | 580          | 689          | 684          | 2,777          |
| Runaways                         | 23         | 211          | 791          | 474          | 530          | 307          | 2,336          |
| <b>PART II SUBTOTAL</b>          | <b>475</b> | <b>2,050</b> | <b>5,452</b> | <b>4,286</b> | <b>5,386</b> | <b>6,206</b> | <b>23,855</b>  |
| <b>TOTAL</b>                     | <b>873</b> | <b>4,003</b> | <b>9,470</b> | <b>7,028</b> | <b>8,323</b> | <b>8,922</b> | <b>38,619</b>  |

# JUVENILE FEMALE ARRESTS

| OFFENSE CLASSIFICATION           | AGE        |              |              |              |              |              | TOTAL JUVENILE |
|----------------------------------|------------|--------------|--------------|--------------|--------------|--------------|----------------|
|                                  | UNDER 10   | 10-12        | 13-14        | 15           | 16           | 17           |                |
| <b>PART I</b>                    |            |              |              |              |              |              |                |
| Murder/Nonneg. Manslaughter      | --         | --           | 2            | 1            | 1            | 1            | 5              |
| Forcible Rape                    | --         | --           | --           | --           | --           | --           | --             |
| Robbery                          | --         | 2            | 8            | 9            | 4            | 9            | 32             |
| Aggravated Assault               | --         | 12           | 74           | 52           | 46           | 49           | 233            |
| Burglary                         | 12         | 65           | 137          | 74           | 58           | 60           | 406            |
| Larceny-Theft                    | 66         | 532          | 1,301        | 652          | 603          | 500          | 3,654          |
| Motor Vehicle Theft              | --         | 13           | 109          | 63           | 50           | 32           | 267            |
| Arson                            | 3          | 6            | 10           | 9            | 1            | 1            | 30             |
| <b>PART I SUBTOTAL</b>           | <b>81</b>  | <b>630</b>   | <b>1,641</b> | <b>860</b>   | <b>763</b>   | <b>652</b>   | <b>4,627</b>   |
| <b>PART II</b>                   |            |              |              |              |              |              |                |
| Manslaughter by Negligence       | --         | --           | --           | --           | --           | 2            | 2              |
| Other Assaults - Simple          | 20         | 165          | 416          | 235          | 193          | 167          | 1,196          |
| Forgery and Counterfeiting       | --         | --           | 5            | 15           | 16           | 21           | 57             |
| Fraud                            | --         | --           | 13           | 12           | 6            | 13           | 44             |
| Embezzlement                     | --         | --           | --           | --           | 2            | --           | 2              |
| Stolen Property                  | --         | 3            | 33           | 20           | 33           | 18           | 107            |
| Vandalism                        | 13         | 52           | 128          | 54           | 48           | 37           | 332            |
| Weapons - Carrying, Possessing   | 1          | 5            | 19           | 5            | 8            | 6            | 44             |
| Prostitution and Comm. Vice      | 3          | --           | 1            | 1            | 3            | 5            | 13             |
| Sex Offenses                     | 1          | 6            | 13           | 3            | 4            | 4            | 31             |
| <b>DRUGS, SALE OR MFG.</b>       |            |              |              |              |              |              |                |
| Opium, Cocaine, Derivatives      | --         | --           | 3            | 3            | 6            | 5            | 17             |
| Marijuana                        | --         | --           | 6            | 2            | 8            | 6            | 22             |
| Synthetic Narcotics              | --         | --           | 1            | --           | 2            | --           | 3              |
| Other Dangerous Nonnarcotics     | --         | --           | 1            | 2            | 1            | 1            | 5              |
| <b>DRUGS, POSSESSION</b>         |            |              |              |              |              |              |                |
| Opium, Cocaine, Derivatives      | --         | --           | 12           | 2            | 6            | 3            | 23             |
| Marijuana                        | --         | 8            | 37           | 35           | 52           | 47           | 177            |
| Synthetic Narcotics              | --         | 1            | 2            | 1            | 4            | 2            | 10             |
| Other Dangerous Nonnarcotics     | --         | 4            | 30           | 11           | 8            | 11           | 64             |
| All Gambling                     | --         | --           | 3            | 2            | 1            | --           | 6              |
| Offenses Against Family/Children | --         | --           | --           | --           | --           | --           | --             |
| Driving Under the Influence      | --         | --           | 1            | --           | 8            | 22           | 31             |
| Liquor Laws                      | 1          | 24           | 231          | 260          | 373          | 506          | 1,395          |
| Disorderly Conduct               | 13         | 101          | 270          | 190          | 142          | 130          | 846            |
| Vagrancy                         | --         | 3            | 7            | 1            | 5            | 9            | 25             |
| All Other, Except Traffic        | 12         | 98           | 412          | 245          | 195          | 162          | 1,124          |
| Curfew and Loitering             | 4          | 55           | 386          | 282          | 218          | 180          | 1,125          |
| Runaways                         | 8          | 189          | 1,215        | 824          | 614          | 294          | 3,144          |
| <b>PART II SUBTOTAL</b>          | <b>76</b>  | <b>712</b>   | <b>3,245</b> | <b>2,205</b> | <b>1,956</b> | <b>1,651</b> | <b>9,845</b>   |
| <b>TOTAL</b>                     | <b>157</b> | <b>1,342</b> | <b>4,886</b> | <b>3,065</b> | <b>2,719</b> | <b>2,303</b> | <b>14,472</b>  |

# ADULT MALE ARRESTS

| OFFENSE CLASSIFICATION           | AGE          |              |              |              |              |              |              |               |               |               |               |              |              |              |              |              | TOTAL ADULTS   |
|----------------------------------|--------------|--------------|--------------|--------------|--------------|--------------|--------------|---------------|---------------|---------------|---------------|--------------|--------------|--------------|--------------|--------------|----------------|
|                                  | 18           | 19           | 20           | 21           | 22           | 23           | 24           | 25-29         | 30-34         | 35-39         | 40-44         | 45-49        | 50-54        | 55-59        | 60-64        | 65 Over      |                |
| <b>PART I</b>                    |              |              |              |              |              |              |              |               |               |               |               |              |              |              |              |              |                |
| Murder/Nonneg. Manslaughter      | 12           | 17           | 4            | 10           | 5            | 6            | 6            | 35            | 27            | 16            | 14            | 7            | 7            | 1            | 3            | 1            | 171            |
| Forcible Rape                    | 17           | 16           | 12           | 13           | 11           | 10           | 8            | 69            | 55            | 34            | 19            | 7            | 8            | 4            | 1            | ..           | 284            |
| Robbery                          | 121          | 70           | 77           | 70           | 60           | 36           | 53           | 235           | 139           | 105           | 33            | 18           | 9            | ..           | 1            | ..           | 1,025          |
| Aggravated Assault               | 285          | 262          | 231          | 262          | 217          | 219          | 199          | 955           | 872           | 811           | 384           | 218          | 109          | 70           | 51           | 59           | 4,984          |
| Burglary                         | 514          | 369          | 256          | 254          | 180          | 146          | 142          | 650           | 468           | 339           | 177           | 72           | 30           | 17           | 6            | 5            | 3,625          |
| Larceny-Theft                    | 1,249        | 995          | 716          | 765          | 672          | 606          | 556          | 2,667         | 2,549         | 2,014         | 1,376         | 682          | 419          | 251          | 186          | 294          | 15,997         |
| Motor Vehicle Theft              | 268          | 194          | 86           | 71           | 62           | 51           | 55           | 210           | 157           | 66            | 34            | 20           | 15           | 2            | 3            | 3            | 1,307          |
| Arson                            | 10           | 4            | 3            | 5            | 4            | 1            | 1            | 13            | 22            | 10            | 10            | 6            | 5            | 3            | 2            | 5            | 104            |
| <b>PART I SUBTOTAL</b>           | <b>2,476</b> | <b>1,927</b> | <b>1,395</b> | <b>1,450</b> | <b>1,211</b> | <b>1,075</b> | <b>1,020</b> | <b>4,834</b>  | <b>4,289</b>  | <b>3,195</b>  | <b>2,027</b>  | <b>1,028</b> | <b>602</b>   | <b>348</b>   | <b>253</b>   | <b>367</b>   | <b>27,497</b>  |
| <b>PART II</b>                   |              |              |              |              |              |              |              |               |               |               |               |              |              |              |              |              |                |
| Manslaughter by Negligence       | 1            | 1            | ..           | ..           | ..           | 1            | ..           | 6             | 7             | 6             | ..            | 1            | 1            | ..           | ..           | ..           | 24             |
| Other Assaults - Simple          | 554          | 564          | 671          | 813          | 823          | 815          | 798          | 4,128         | 3,678         | 2,478         | 1,302         | 642          | 336          | 156          | 104          | 142          | 18,004         |
| Forgery and Counterfeiting       | 58           | 55           | 61           | 52           | 34           | 38           | 39           | 165           | 104           | 70            | 55            | 22           | 6            | 6            | 3            | 1            | 769            |
| Fraud                            | 44           | 38           | 41           | 49           | 47           | 49           | 55           | 215           | 191           | 150           | 96            | 73           | 35           | 14           | 14           | 8            | 1,119          |
| Embezzlement                     | 10           | 11           | 8            | 8            | 12           | 6            | 15           | 38            | 14            | 13            | 13            | 6            | ..           | ..           | 1            | ..           | 155            |
| Stolen Property                  | 139          | 126          | 87           | 67           | 87           | 66           | 62           | 231           | 132           | 93            | 45            | 21           | 18           | 9            | 6            | 1            | 1,190          |
| Vandalism                        | 295          | 263          | 225          | 244          | 212          | 217          | 227          | 983           | 817           | 517           | 251           | 110          | 58           | 33           | 12           | 23           | 4,487          |
| Weapons - Carrying, Possessing   | 240          | 209          | 159          | 148          | 148          | 119          | 93           | 365           | 218           | 174           | 103           | 64           | 38           | 9            | 11           | 5            | 2,103          |
| Prostitution and Comm. Vice      | 10           | 7            | 10           | 27           | 23           | 21           | 26           | 116           | 124           | 96            | 56            | 39           | 21           | 19           | 9            | 15           | 619            |
| Sex Offenses                     | 55           | 50           | 71           | 58           | 50           | 66           | 42           | 323           | 327           | 261           | 171           | 127          | 77           | 43           | 42           | 40           | 1,803          |
| <b>DRUGS, SALE OR MFG.</b>       |              |              |              |              |              |              |              |               |               |               |               |              |              |              |              |              |                |
| Opium, Cocaine, Derivatives      | 68           | 57           | 68           | 74           | 58           | 54           | 57           | 250           | 202           | 135           | 95            | 28           | 16           | 3            | 5            | 3            | 1,173          |
| Marijuana                        | 59           | 66           | 69           | 62           | 62           | 59           | 51           | 235           | 199           | 135           | 77            | 37           | 22           | 8            | 4            | 5            | 1,150          |
| Synthetic Narcotics              | 12           | 15           | 16           | 13           | 14           | 11           | 10           | 68            | 50            | 33            | 34            | 11           | 8            | 3            | 1            | 3            | 302            |
| Other Dangerous Nonnarcotics     | 11           | 17           | 13           | 13           | 13           | 12           | 14           | 102           | 75            | 65            | 38            | 12           | 3            | 6            | ..           | ..           | 394            |
| <b>DRUGS, POSSESSION</b>         |              |              |              |              |              |              |              |               |               |               |               |              |              |              |              |              |                |
| Opium, Cocaine, Derivatives      | 62           | 53           | 60           | 74           | 67           | 67           | 68           | 383           | 368           | 282           | 135           | 49           | 17           | 15           | 6            | 3            | 1,709          |
| Marijuana                        | 437          | 405          | 408          | 407          | 348          | 306          | 291          | 1,205         | 860           | 487           | 270           | 97           | 49           | 12           | 11           | 4            | 5,597          |
| Synthetic Narcotics              | 25           | 33           | 37           | 40           | 29           | 29           | 42           | 186           | 174           | 128           | 63            | 19           | 4            | 2            | 1            | ..           | 612            |
| Other Dangerous Nonnarcotics     | 59           | 45           | 49           | 55           | 38           | 47           | 31           | 141           | 123           | 80            | 60            | 21           | 7            | 7            | ..           | 4            | 767            |
| All Gambling                     | 3            | 4            | 2            | 1            | 1            | 3            | 1            | 5             | 4             | 2             | ..            | 3            | 1            | 1            | ..           | ..           | 31             |
| Offenses Against Family/Children | 40           | 46           | 34           | 44           | 47           | 50           | 61           | 267           | 278           | 253           | 129           | 72           | 33           | 21           | 19           | 16           | 1,410          |
| Driving Under the Influence      | 289          | 497          | 639          | 983          | 1,050        | 1,036        | 1,074        | 5,225         | 4,661         | 3,422         | 2,424         | 1,470        | 907          | 539          | 335          | 353          | 24,904         |
| Liquor Laws                      | 2,562        | 2,317        | 2,009        | 569          | 404          | 301          | 261          | 1,233         | 1,531         | 1,481         | 1,035         | 732          | 489          | 303          | 246          | 211          | 15,684         |
| Disorderly Conduct               | 641          | 622          | 612          | 771          | 764          | 645          | 555          | 2,496         | 2,404         | 1,623         | 1,065         | 591          | 344          | 163          | 132          | 127          | 13,555         |
| Vagrancy                         | 33           | 42           | 43           | 32           | 30           | 25           | 15           | 112           | 105           | 115           | 81            | 36           | 14           | 17           | 11           | 8            | 719            |
| All Other, Except Traffic        | 1,542        | 1,625        | 1,636        | 1,659        | 1,610        | 1,466        | 1,332        | 6,670         | 5,699         | 4,076         | 2,619         | 1,345        | 815          | 446          | 295          | 248          | 33,083         |
| <b>PART II SUBTOTAL</b>          | <b>7,249</b> | <b>7,168</b> | <b>7,028</b> | <b>6,263</b> | <b>5,971</b> | <b>5,509</b> | <b>5,220</b> | <b>25,148</b> | <b>22,345</b> | <b>16,175</b> | <b>10,217</b> | <b>5,628</b> | <b>3,319</b> | <b>1,835</b> | <b>1,268</b> | <b>1,220</b> | <b>131,563</b> |
| <b>TOTAL</b>                     | <b>9,725</b> | <b>9,095</b> | <b>8,423</b> | <b>7,713</b> | <b>7,182</b> | <b>6,584</b> | <b>6,240</b> | <b>29,982</b> | <b>26,634</b> | <b>19,370</b> | <b>12,244</b> | <b>6,656</b> | <b>3,921</b> | <b>2,183</b> | <b>1,521</b> | <b>1,587</b> | <b>159,060</b> |

# ADULT FEMALE ARRESTS

| OFFENSE CLASSIFICATION           | AGE          |              |              |              |              |              |              |              |              |              |              |              |            |            |            |            | TOTAL ADULTS  |
|----------------------------------|--------------|--------------|--------------|--------------|--------------|--------------|--------------|--------------|--------------|--------------|--------------|--------------|------------|------------|------------|------------|---------------|
|                                  | 18           | 19           | 20           | 21           | 22           | 23           | 24           | 25-29        | 30-34        | 35-39        | 40-44        | 45-49        | 50-54      | 55-59      | 60-64      | 65-Over    |               |
| <b>PART I</b>                    |              |              |              |              |              |              |              |              |              |              |              |              |            |            |            |            |               |
| Murder/Nonneg. Manslaughter      | 1            | --           | --           | 2            | --           | 1            | --           | 2            | 3            | 4            | 2            | --           | --         | --         | 1          | --         | 16            |
| Forcible Rape                    | --           | 1            | --           | --           | --           | --           | --           | --           | --           | --           | --           | --           | --         | --         | --         | --         | 1             |
| Robbery                          | 6            | 4            | 5            | 6            | 9            | 4            | 9            | 30           | 15           | 13           | 7            | --           | 1          | 1          | --         | --         | 109           |
| Aggravated Assault               | 30           | 42           | 34           | 29           | 34           | 31           | 27           | 181          | 174          | 98           | 62           | 33           | 24         | 10         | 4          | 3          | 816           |
| Burglary                         | 30           | 29           | 18           | 19           | 16           | 17           | 19           | 105          | 62           | 47           | 22           | 16           | 8          | 3          | --         | 2          | 413           |
| Larceny-Theft                    | 418          | 401          | 335          | 309          | 281          | 239          | 270          | 1,319        | 1,139        | 879          | 518          | 343          | 219        | 134        | 128        | 279        | 7,211         |
| Motor Vehicle Theft              | 13           | 16           | 4            | 9            | 6            | 9            | 7            | 24           | 20           | 9            | 5            | 1            | 1          | 2          | --         | --         | 126           |
| Arson                            | 1            | 1            | 1            | 3            | 1            | --           | --           | 2            | 5            | 5            | 1            | 1            | 1          | 1          | 1          | 1          | 25            |
| <b>PART I SUBTOTAL</b>           | <b>499</b>   | <b>494</b>   | <b>397</b>   | <b>376</b>   | <b>347</b>   | <b>301</b>   | <b>332</b>   | <b>1,663</b> | <b>1,418</b> | <b>1,055</b> | <b>617</b>   | <b>394</b>   | <b>254</b> | <b>151</b> | <b>134</b> | <b>285</b> | <b>8,717</b>  |
| <b>PART II</b>                   |              |              |              |              |              |              |              |              |              |              |              |              |            |            |            |            |               |
| Manslaughter by Negligence       | --           | --           | --           | --           | 2            | --           | --           | 2            | --           | --           | --           | --           | --         | --         | --         | --         | 4             |
| Other Assaults - Simple          | 136          | 152          | 143          | 145          | 157          | 139          | 161          | 761          | 689          | 430          | 238          | 102          | 48         | 29         | 13         | 18         | 3,361         |
| Forgery and Counterfeiting       | 21           | 20           | 13           | 20           | 14           | 13           | 20           | 69           | 70           | 45           | 26           | 3            | 4          | --         | 2          | --         | 340           |
| Fraud                            | 24           | 17           | 29           | 21           | 22           | 25           | 22           | 109          | 88           | 72           | 48           | 28           | 12         | 6          | 2          | 1          | 526           |
| Embezzlement                     | 3            | 5            | 1            | 4            | 4            | 5            | 5            | 16           | 10           | 15           | 5            | 2            | --         | --         | --         | --         | 75            |
| Stolen Property                  | 17           | 14           | 7            | 5            | 12           | 10           | 8            | 20           | 25           | 15           | 4            | 7            | 1          | 1          | 2          | 2          | 150           |
| Vandalism                        | 26           | 29           | 39           | 34           | 46           | 47           | 41           | 201          | 160          | 109          | 61           | 26           | 13         | 7          | 5          | 9          | 853           |
| Weapons - Carrying, Possessing   | 10           | 12           | 6            | 10           | 13           | 10           | 2            | 42           | 28           | 21           | 12           | 4            | 3          | 1          | --         | 1          | 175           |
| Prostitution and Comm. Vice      | 58           | 33           | 46           | 58           | 78           | 77           | 79           | 366          | 354          | 185          | 63           | 17           | 2          | 1          | --         | --         | 1,417         |
| Sex Offenses                     | 1            | 4            | 4            | 8            | 4            | 8            | 8            | 26           | 30           | 16           | 13           | 7            | 3          | 2          | --         | --         | 134           |
| <b>DRUGS, SALE OR MFG.</b>       |              |              |              |              |              |              |              |              |              |              |              |              |            |            |            |            |               |
| Opium, Cocaine, Derivatives      | 6            | 12           | 14           | 10           | 11           | 16           | 12           | 56           | 56           | 38           | 23           | 9            | 3          | --         | --         | --         | 266           |
| Marijuana                        | 5            | 3            | 9            | 6            | 11           | 8            | 9            | 31           | 37           | 27           | 10           | 2            | 7          | 1          | 1          | --         | 167           |
| Synthetic Narcotics              | 3            | --           | 1            | 1            | 7            | 3            | 3            | 16           | 16           | 19           | 4            | 3            | 4          | --         | --         | 1          | 81            |
| Other Dangerous Nonnarcotics     | 5            | 8            | 4            | 5            | 7            | 4            | 6            | 28           | 29           | 27           | 6            | 6            | 2          | 1          | 1          | --         | 139           |
| <b>DRUGS, POSSESSION</b>         |              |              |              |              |              |              |              |              |              |              |              |              |            |            |            |            |               |
| Opium, Cocaine, Derivatives      | 6            | 16           | 18           | 11           | 22           | 18           | 16           | 93           | 103          | 61           | 28           | 7            | 5          | 1          | --         | --         | 405           |
| Marijuana                        | 42           | 41           | 34           | 51           | 55           | 46           | 31           | 171          | 130          | 93           | 42           | 12           | 3          | 2          | 2          | 2          | 757           |
| Synthetic Narcotics              | 3            | 6            | 2            | 9            | 9            | 7            | 7            | 49           | 41           | 27           | 12           | 3            | 1          | 1          | --         | --         | 177           |
| Other Dangerous Nonnarcotics     | 2            | 11           | 6            | 9            | 4            | 13           | 6            | 41           | 44           | 31           | 15           | 3            | 3          | --         | --         | --         | 188           |
| All Gambling                     | --           | --           | --           | --           | --           | --           | --           | 1            | --           | 1            | 1            | 1            | 1          | --         | --         | --         | 5             |
| Offenses Against Family/Children | 16           | 12           | 28           | 24           | 19           | 25           | 23           | 137          | 115          | 85           | 35           | 26           | 6          | 2          | 1          | 3          | 657           |
| Driving Under the Influence      | 42           | 51           | 85           | 144          | 159          | 162          | 157          | 771          | 801          | 611          | 396          | 235          | 112        | 63         | 46         | 47         | 3,882         |
| Liquor Laws                      | 651          | 662          | 410          | 103          | 76           | 39           | 38           | 172          | 180          | 187          | 198          | 53           | 46         | 24         | 9          | 3          | 2,751         |
| Disorderly Conduct               | 134          | 137          | 128          | 159          | 145          | 160          | 127          | 660          | 583          | 427          | 262          | 121          | 55         | 35         | 22         | 14         | 3,169         |
| Vagrancy                         | 23           | 13           | 13           | 12           | 8            | 4            | 6            | 16           | 14           | 14           | 7            | 5            | 2          | 5          | --         | 1          | 143           |
| All Other, Except Traffic        | 243          | 269          | 296          | 321          | 285          | 293          | 299          | 1,478        | 1,228        | 852          | 443          | 180          | 137        | 52         | 26         | 33         | 6,435         |
| <b>PART II SUBTOTAL</b>          | <b>1,477</b> | <b>1,427</b> | <b>1,336</b> | <b>1,170</b> | <b>1,170</b> | <b>1,132</b> | <b>1,086</b> | <b>6,332</b> | <b>4,831</b> | <b>3,408</b> | <b>1,952</b> | <b>862</b>   | <b>473</b> | <b>234</b> | <b>132</b> | <b>135</b> | <b>26,157</b> |
| <b>TOTAL</b>                     | <b>1,976</b> | <b>1,921</b> | <b>1,733</b> | <b>1,546</b> | <b>1,517</b> | <b>1,433</b> | <b>1,418</b> | <b>6,995</b> | <b>6,249</b> | <b>4,463</b> | <b>2,569</b> | <b>1,256</b> | <b>727</b> | <b>385</b> | <b>266</b> | <b>420</b> | <b>34,874</b> |

# TOTAL ARRESTS BY COUNTY

| OFFENSE CLASSIFICATION           | APACHE     | COCHISE      | COCONINO     | GILA         | GRAHAM       | GREENLEE   | LA PAZ     | MARICOPA       | MOHAVE        | NAVAJO       | PIMA          | PINAL        | SANTA CRUZ   | YAVAPAI      | YUMA*      |
|----------------------------------|------------|--------------|--------------|--------------|--------------|------------|------------|----------------|---------------|--------------|---------------|--------------|--------------|--------------|------------|
| <b>PART I</b>                    |            |              |              |              |              |            |            |                |               |              |               |              |              |              |            |
| Murder/Nonneg. Manslaughter      | 1          | 5            | 8            | --           | --           | --         | 2          | 109            | 21            | 3            | 64            | 13           | --           | 6            | --         |
| Forcible Rape                    | 4          | 5            | 10           | 2            | 1            | --         | 1          | 225            | 6             | 12           | 70            | 11           | --           | 6            | --         |
| Robbery                          | --         | 4            | 31           | 3            | 5            | --         | 1          | 1,128          | 49            | 9            | 291           | 49           | 28           | 9            | --         |
| Aggravated Assault               | 47         | 79           | 226          | 136          | 66           | 4          | 24         | 4,394          | 359           | 134          | 1,225         | 445          | 85           | 190          | 22         |
| Burglary                         | 48         | 160          | 361          | 62           | 33           | 7          | 17         | 4,560          | 267           | 153          | 1,350         | 295          | 136          | 182          | 29         |
| Larceny-Theft                    | 77         | 868          | 1,190        | 371          | 170          | 7          | 54         | 20,898         | 1,909         | 561          | 6,426         | 1,097        | 342          | 654          | 113        |
| Motor Vehicle Theft              | 18         | 86           | 45           | 30           | 9            | --         | 7          | 2,041          | 107           | 22           | 924           | 89           | 34           | 47           | 2          |
| Arson                            | --         | 14           | 14           | 13           | --           | --         | 1          | 98             | 22            | 2            | 121           | 34           | 1            | 19           | --         |
| <b>PART I SUBTOTAL</b>           | <b>195</b> | <b>1,221</b> | <b>1,885</b> | <b>617</b>   | <b>284</b>   | <b>18</b>  | <b>107</b> | <b>33,253</b>  | <b>2,740</b>  | <b>896</b>   | <b>10,471</b> | <b>2,033</b> | <b>626</b>   | <b>1,093</b> | <b>166</b> |
| <b>PART II</b>                   |            |              |              |              |              |            |            |                |               |              |               |              |              |              |            |
| Manslaughter by Negligence       | --         | 2            | --           | --           | 2            | 1          | --         | 14             | 3             | 1            | 14            | --           | --           | --           | --         |
| Other Assaults - Simple          | 55         | 415          | 669          | 148          | 29           | 22         | 27         | 15,260         | 923           | 363          | 6,291         | 853          | 80           | 365          | 21         |
| Forgery and Counterfeiting       | 5          | 11           | 31           | 2            | 5            | --         | 3          | 911            | 41            | 19           | 179           | 17           | --           | 15           | 4          |
| Fraud                            | 7          | 82           | 41           | 14           | 6            | 3          | 2          | 1,113          | 111           | 12           | 325           | 17           | --           | 26           | 2          |
| Embezzlement                     | 2          | 4            | --           | --           | --           | --         | --         | 219            | 1             | 1            | 6             | 3            | --           | 3            | --         |
| Stolen Property                  | 3          | 28           | 31           | 4            | --           | 2          | 6          | 1,757          | 47            | 28           | 115           | 58           | 18           | 18           | 3          |
| Vandalism                        | 24         | 209          | 284          | 68           | 35           | --         | 25         | 4,473          | 155           | 126          | 2,264         | 346          | 3            | 126          | 14         |
| Weapons - Carrying, Possessing   | 14         | 29           | 67           | 12           | 1            | --         | 10         | 2,080          | 52            | 25           | 613           | 108          | 15           | 28           | 4          |
| Prostitution and Comm. Vice      | --         | --           | --           | 1            | --           | --         | --         | 1,693          | 8             | --           | 348           | 1            | --           | 3            | 1          |
| Sex Offenses                     | 17         | 24           | 100          | 11           | 10           | 2          | 5          | 1,339          | 161           | 54           | 538           | 71           | 9            | 23           | 6          |
| <b>DRUGS, SALE OR MFG.</b>       |            |              |              |              |              |            |            |                |               |              |               |              |              |              |            |
| Opium, Cocaine, Derivatives      | --         | 14           | --           | 3            | 2            | --         | --         | 1,351          | 39            | --           | 120           | 10           | --           | 9            | --         |
| Marijuana                        | 2          | 149          | 9            | 13           | 4            | --         | 1          | 760            | 82            | 17           | 378           | 41           | 16           | 29           | --         |
| Synthetic Narcotics              | --         | 7            | 9            | --           | --           | --         | --         | 80             | 27            | --           | 247           | 27           | --           | 15           | --         |
| Other Dangerous Nonnarcotics     | --         | 3            | 1            | --           | --           | --         | --         | 395            | 119           | --           | 46            | --           | --           | 1            | --         |
| <b>DRUGS, POSSESSION</b>         |            |              |              |              |              |            |            |                |               |              |               |              |              |              |            |
| Opium, Cocaine, Derivatives      | --         | 30           | 29           | 7            | 2            | 1          | 8          | 1,907          | 38            | 2            | 109           | 53           | 8            | 10           | 2          |
| Marijuana                        | 10         | 260          | 175          | 28           | 29           | 13         | 27         | 4,069          | 306           | 70           | 2,024         | 83           | 163          | 129          | 44         |
| Synthetic Narcotics              | --         | 4            | 9            | 1            | 2            | --         | 4          | 245            | 44            | 1            | 696           | 16           | 2            | 8            | 1          |
| Other Dangerous Nonnarcotics     | --         | 13           | 21           | 4            | 3            | --         | --         | 396            | 71            | 2            | 729           | 8            | 3            | 7            | 2          |
| All Gambling                     | --         | 9            | --           | --           | --           | --         | --         | 14             | --            | --           | 20            | 14           | --           | --           | --         |
| Offenses Against Family/Children | 29         | 251          | 203          | 96           | 27           | 9          | 35         | 242            | 570           | 55           | 135           | 182          | 5            | 117          | 11         |
| Driving Under the Influence      | 67         | 454          | 1,449        | 345          | 110          | 10         | 126        | 17,633         | 1,825         | 414          | 4,870         | 871          | 139          | 541          | 140        |
| Liquor Laws                      | 152        | 250          | 745          | 291          | 179          | 11         | 37         | 11,877         | 1,082         | 640          | 6,821         | 786          | 2            | 301          | 72         |
| Disorderly Conduct               | 103        | 461          | 1,376        | 335          | 220          | 26         | 97         | 7,907          | 1,148         | 412          | 6,271         | 910          | 103          | 467          | 68         |
| Vagrancy                         | 1          | 4            | 76           | 10           | 2            | --         | --         | 558            | 21            | 72           | 157           | --           | 18           | 2            | 9          |
| All Other, Except Traffic        | 123        | 1,316        | 2,609        | 640          | 199          | 27         | 243        | 25,249         | 2,651         | 1,368        | 6,145         | 1,842        | 342          | 1,512        | 146        |
| Curfew/Loitering (Juveniles)     | 10         | 174          | 3            | 2            | 29           | --         | --         | 2,679          | 49            | 9            | 662           | 184          | --           | 65           | 36         |
| Runaways (Juveniles)             | 21         | 269          | 132          | 61           | 11           | 3          | 2          | 1,668          | 138           | 78           | 2,730         | 135          | --           | 222          | 10         |
| <b>PART II SUBTOTAL</b>          | <b>645</b> | <b>4,492</b> | <b>8,069</b> | <b>2,096</b> | <b>907</b>   | <b>130</b> | <b>658</b> | <b>105,889</b> | <b>9,712</b>  | <b>3,769</b> | <b>42,853</b> | <b>6,636</b> | <b>926</b>   | <b>4,042</b> | <b>596</b> |
| <b>TOTAL</b>                     | <b>840</b> | <b>5,713</b> | <b>9,954</b> | <b>2,713</b> | <b>1,191</b> | <b>148</b> | <b>765</b> | <b>139,142</b> | <b>12,452</b> | <b>4,665</b> | <b>53,324</b> | <b>8,669</b> | <b>1,552</b> | <b>5,135</b> | <b>762</b> |

\*The figures for Yuma County are incomplete. Data was not received from one large agency that had reported in 1991.

# ADULT ARRESTS BY COUNTY

| OFFENSE CLASSIFICATION           | APACHE     | COCHISE      | COCONINO     | GILA         | GRAHAM     | GREENLEE   | LA PAZ     | MARICOPA       | MOHAVE        | NAVAJO       | PIMA          | PINAL        | SANTA CRUZ   | YAVAPAI      | YUMA*      |
|----------------------------------|------------|--------------|--------------|--------------|------------|------------|------------|----------------|---------------|--------------|---------------|--------------|--------------|--------------|------------|
| <b>PART I</b>                    |            |              |              |              |            |            |            |                |               |              |               |              |              |              |            |
| Murder/Nonneg. Manslaughter      | 1          | 5            | 7            | --           | --         | --         | 2          | 87             | 19            | 3            | 50            | 8            | --           | 5            | --         |
| Forcible Rape                    | 3          | 4            | 7            | 1            | 1          | --         | 1          | 180            | 5             | 11           | 59            | 8            | --           | 5            | --         |
| Robbery                          | --         | 2            | 25           | 3            | 5          | --         | 1          | 757            | 45            | 9            | 237           | 29           | 16           | 5            | --         |
| Aggravated Assault               | 35         | 53           | 187          | 84           | 45         | 4          | 23         | 3,414          | 339           | 108          | 935           | 337          | 69           | 148          | 19         |
| Burglary                         | 10         | 54           | 167          | 34           | 17         | 7          | 8          | 2,582          | 178           | 53           | 684           | 94           | 62           | 75           | 13         |
| Larceny Theft                    | 30         | 438          | 789          | 184          | 84         | 4          | 36         | 14,403         | 1,425         | 333          | 4,118         | 667          | 255          | 350          | 92         |
| Motor Vehicle Theft              | 4          | 32           | 19           | 9            | 4          | --         | 5          | 789            | 69            | 12           | 408           | 23           | 28           | 29           | 2          |
| Arson                            | --         | 2            | 8            | 9            | --         | --         | 1          | 40             | 17            | --           | 27            | 21           | 1            | 3            | --         |
| <b>PART I SUBTOTAL</b>           | <b>83</b>  | <b>590</b>   | <b>1,209</b> | <b>324</b>   | <b>156</b> | <b>15</b>  | <b>77</b>  | <b>22,252</b>  | <b>2,097</b>  | <b>529</b>   | <b>6,518</b>  | <b>1,187</b> | <b>431</b>   | <b>620</b>   | <b>126</b> |
| <b>PART II</b>                   |            |              |              |              |            |            |            |                |               |              |               |              |              |              |            |
| Manslaughter by Negligence       | --         | 2            | --           | --           | 2          | 1          | --         | 7              | 2             | 1            | 13            | --           | --           | --           | --         |
| Other Assaults - Simple          | 28         | 251          | 596          | 115          | 18         | 17         | 26         | 13,119         | 821           | 295          | 5,045         | 672          | 56           | 290          | 16         |
| Forgery and Counterfeiting       | 3          | 9            | 26           | 2            | 5          | --         | 3          | 815            | 40            | 14           | 183           | 13           | --           | 12           | 4          |
| Fraud                            | 7          | 75           | 35           | 13           | 6          | 3          | 2          | 1,034          | 109           | 12           | 307           | 17           | --           | 23           | 2          |
| Embezzlement                     | 2          | 4            | --           | --           | --         | --         | --         | 210            | 1             | 1            | 6             | 3            | --           | 3            | --         |
| Stolen Property                  | 1          | 18           | 13           | 4            | --         | 2          | 6          | 1,104          | 38            | 17           | 84            | 30           | 13           | 7            | 3          |
| Vandalism                        | 8          | 83           | 230          | 30           | 10         | --         | 16         | 3,022          | 120           | 84           | 1,478         | 177          | 1            | 76           | 5          |
| Weapons - Carrying, Possessing   | 4          | 16           | 36           | 9            | 1          | --         | 10         | 1,604          | 45            | 10           | 435           | 78           | 10           | 16           | 4          |
| Prostitution and Comm. Vice      | --         | --           | --           | 1            | --         | --         | --         | 1,681          | 8             | --           | 345           | --           | --           | --           | 1          |
| Sex Offenses                     | 9          | 13           | 96           | 10           | 9          | 2          | 5          | 1,089          | 144           | 51           | 428           | 56           | 1            | 20           | 4          |
| <b>DRUGS, SALE OR MFG.</b>       |            |              |              |              |            |            |            |                |               |              |               |              |              |              |            |
| Opium, Cocaine, Derivatives      | --         | 13           | --           | 3            | 2          | --         | --         | 1,261          | 37            | --           | 110           | 9            | --           | 4            | --         |
| Marijuana                        | 2          | 130          | 5            | 10           | 4          | --         | 1          | 642            | 80            | 17           | 353           | 38           | 12           | 23           | --         |
| Synthetic Narcotics              | --         | 4            | --           | --           | --         | --         | --         | 74             | 26            | --           | 239           | 26           | --           | 14           | --         |
| Other Dangerous Nonnarcotics     | --         | 3            | 1            | --           | --         | --         | --         | 372            | 118           | --           | 38            | --           | --           | 1            | --         |
| <b>DRUGS, POSSESSION</b>         |            |              |              |              |            |            |            |                |               |              |               |              |              |              |            |
| Opium, Cocaine, Derivatives      | --         | 22           | 24           | 7            | 2          | 1          | 8          | 1,847          | 35            | 2            | 102           | 44           | 8            | 10           | 2          |
| Marijuana                        | 7          | 211          | 144          | 25           | 20         | 11         | 26         | 3,527          | 283           | 56           | 1,705         | 64           | 115          | 117          | 43         |
| Synthetic Narcotics              | --         | 4            | 6            | 1            | 2          | --         | 4          | 230            | 41            | 1            | 674           | 15           | 2            | 8            | 1          |
| Other Dangerous Nonnarcotics     | --         | 7            | 10           | 4            | 3          | --         | --         | 274            | 70            | 2            | 572           | 4            | 2            | 5            | 2          |
| All Gambling                     | --         | 9            | --           | --           | --         | --         | --         | 13             | --            | --           | 14            | --           | --           | --           | --         |
| Offenses Against Family/Children | 29         | 251          | 203          | 96           | 27         | 9          | 35         | 242            | 570           | 55           | 135           | 182          | 5            | 117          | 11         |
| Driving Under the Influence      | 61         | 450          | 1,439        | 344          | 110        | 10         | 125        | 17,514         | 1,820         | 406          | 4,842         | 858          | 138          | 535          | 134        |
| Liquor Laws                      | 73         | 163          | 464          | 159          | 120        | 7          | 34         | 9,438          | 820           | 422          | 5,994         | 480          | 2            | 196          | 63         |
| Disorderly Conduct               | 67         | 362          | 1,220        | 276          | 178        | 22         | 89         | 6,910          | 1,024         | 333          | 5,021         | 702          | 93           | 368          | 59         |
| Vagrancy                         | --         | 3            | 76           | 9            | 2          | --         | --         | 521            | 10            | 69           | 144           | --           | 18           | 2            | 8          |
| All Other, Except Traffic        | 69         | 1,099        | 2,097        | 575          | 109        | 22         | 236        | 23,049         | 2,432         | 1,256        | 5,292         | 1,535        | 302          | 1,330        | 115        |
| Curfew/Loitering (Juveniles)     | --         | --           | --           | --           | --         | --         | --         | --             | --            | --           | --            | --           | --           | --           | --         |
| Runaways (Juveniles)             | --         | --           | --           | --           | --         | --         | --         | --             | --            | --           | --            | --           | --           | --           | --         |
| <b>PART II SUBTOTAL</b>          | <b>370</b> | <b>3,202</b> | <b>6,721</b> | <b>1,693</b> | <b>630</b> | <b>107</b> | <b>626</b> | <b>89,599</b>  | <b>8,694</b>  | <b>3,104</b> | <b>33,539</b> | <b>5,003</b> | <b>778</b>   | <b>3,177</b> | <b>477</b> |
| <b>TOTAL</b>                     | <b>453</b> | <b>3,792</b> | <b>7,930</b> | <b>2,017</b> | <b>786</b> | <b>122</b> | <b>703</b> | <b>111,851</b> | <b>10,791</b> | <b>3,633</b> | <b>40,057</b> | <b>6,190</b> | <b>1,209</b> | <b>3,797</b> | <b>603</b> |

\*The figures for Yuma County are incomplete. Data was not received from one large agency that had reported in 1991.

# JUVENILE ARRESTS BY COUNTY

| OFFENSE CLASSIFICATION           | APACHE     | COCHISE      | COCONINO     | GILA       | GRAHAM     | GREENLEE  | LA PAZ    | MARICOPA      | MOHAVE       | NAVAJO       | PIMA          | PINAL        | SANTA CRUZ | YAVAPAI      | YUMA*      |
|----------------------------------|------------|--------------|--------------|------------|------------|-----------|-----------|---------------|--------------|--------------|---------------|--------------|------------|--------------|------------|
| <b>PART I</b>                    |            |              |              |            |            |           |           |               |              |              |               |              |            |              |            |
| Murder/Nonneg. Manslaughter      | --         | --           | 1            | --         | --         | --        | --        | 22            | 2            | --           | 14            | 5            | --         | 1            | --         |
| Forcible Rape                    | 1          | 1            | 3            | 1          | --         | --        | --        | 45            | 1            | 1            | 11            | 3            | --         | 1            | --         |
| Robbery                          | --         | 2            | 6            | --         | --         | --        | --        | 371           | 4            | --           | 54            | 20           | 12         | 4            | --         |
| Aggravated Assault               | 12         | 26           | 39           | 52         | 21         | --        | 1         | 980           | 20           | 26           | 290           | 108          | 16         | 42           | 3          |
| Burglary                         | 38         | 106          | 194          | 28         | 16         | --        | 9         | 1,978         | 89           | 100          | 666           | 201          | 74         | 87           | 16         |
| Larceny-Theft                    | 47         | 430          | 401          | 187        | 86         | 3         | 18        | 6,295         | 484          | 228          | 2,308         | 430          | 87         | 304          | 21         |
| Motor Vehicle Theft              | 14         | 54           | 26           | 21         | 5          | --        | 2         | 1,252         | 38           | 10           | 516           | 66           | 6          | 18           | --         |
| Arson                            | --         | 12           | 6            | 4          | --         | --        | --        | 58            | 6            | 2            | 94            | 13           | --         | 16           | --         |
| <b>PART I SUBTOTAL</b>           | <b>112</b> | <b>631</b>   | <b>676</b>   | <b>293</b> | <b>128</b> | <b>3</b>  | <b>30</b> | <b>11,001</b> | <b>643</b>   | <b>367</b>   | <b>3,953</b>  | <b>846</b>   | <b>195</b> | <b>473</b>   | <b>40</b>  |
| <b>PART II</b>                   |            |              |              |            |            |           |           |               |              |              |               |              |            |              |            |
| Manslaughter by Negligence       | --         | --           | --           | --         | --         | --        | --        | 7             | 1            | --           | 1             | --           | --         | --           | --         |
| Other Assaults - Simple          | 27         | 164          | 73           | 33         | 11         | 5         | 1         | 2,141         | 102          | 68           | 1,246         | 181          | 24         | 75           | 5          |
| Forgery and Counterfeiting       | 2          | 2            | 5            | --         | --         | --        | --        | 96            | 1            | 5            | 16            | 4            | --         | 3            | --         |
| Fraud                            | --         | 7            | 6            | 1          | --         | --        | --        | 79            | 2            | --           | 18            | --           | --         | 3            | --         |
| Embezzlement                     | --         | --           | --           | --         | --         | --        | --        | 9             | --           | --           | --            | --           | --         | --           | --         |
| Stolen Property                  | 2          | 10           | 18           | --         | --         | --        | --        | 653           | 9            | 11           | 31            | 28           | 5          | 11           | --         |
| Vandalism                        | 16         | 126          | 54           | 38         | 25         | --        | 9         | 1,451         | 35           | 42           | 786           | 169          | 2          | 50           | 9          |
| Weapons - Carrying, Possessing   | 10         | 13           | 31           | 3          | --         | --        | --        | 476           | 7            | 15           | 178           | 30           | 5          | 12           | --         |
| Prostitution and Comm. Vice      | --         | --           | --           | --         | --         | --        | --        | 12            | --           | --           | 3             | 1            | --         | 3            | --         |
| Sex Offenses                     | 8          | 11           | 4            | 1          | 1          | --        | --        | 250           | 17           | 3            | 110           | 15           | 8          | 3            | 2          |
| <b>DRUGS, SALE OR MFG.</b>       |            |              |              |            |            |           |           |               |              |              |               |              |            |              |            |
| Opium, Cocaine, Derivatives      | --         | 1            | --           | --         | --         | --        | --        | 90            | 2            | --           | 10            | 1            | --         | 5            | --         |
| Marijuana                        | --         | 19           | 4            | 3          | --         | --        | --        | 118           | 2            | --           | 25            | 3            | 4          | 6            | --         |
| Synthetic Narcotics              | --         | 3            | 9            | --         | --         | --        | --        | 6             | 1            | --           | 8             | 1            | --         | 1            | --         |
| Other Dangerous Nonnarcotics     | --         | --           | --           | --         | --         | --        | --        | 23            | 1            | --           | 8             | --           | --         | --           | --         |
| <b>DRUGS, POSSESSION</b>         |            |              |              |            |            |           |           |               |              |              |               |              |            |              |            |
| Opium, Cocaine, Derivatives      | --         | 8            | 5            | --         | --         | --        | --        | 60            | 3            | --           | 7             | 9            | --         | --           | --         |
| Marijuana                        | 3          | 49           | 31           | 3          | 9          | 2         | 1         | 542           | 23           | 14           | 319           | 19           | 48         | 12           | 1          |
| Synthetic Narcotics              | --         | --           | 3            | --         | --         | --        | --        | 15            | 3            | --           | 22            | 1            | --         | --           | --         |
| Other Dangerous Nonnarcotics     | --         | 6            | 11           | --         | --         | --        | --        | 122           | 1            | --           | 157           | 4            | 1          | 2            | --         |
| All Gambling                     | --         | --           | --           | --         | --         | --        | --        | 1             | --           | --           | 6             | 14           | --         | --           | --         |
| Offenses Against Family/Children | --         | --           | --           | --         | --         | --        | --        | --            | --           | --           | --            | --           | --         | --           | --         |
| Driving Under the Influence      | 6          | 4            | 10           | 1          | --         | --        | 1         | 119           | 5            | 8            | 28            | 13           | 1          | 6            | 6          |
| Liquor Laws                      | 79         | 87           | 281          | 132        | 59         | 4         | 3         | 2,439         | 262          | 218          | 827           | 306          | --         | 105          | 9          |
| Disorderly Conduct               | 36         | 119          | 156          | 59         | 42         | 4         | 8         | 997           | 124          | 79           | 1,250         | 208          | 10         | 99           | 9          |
| Vagrancy                         | 1          | 1            | --           | 1          | --         | --        | --        | 37            | 11           | 3            | 13            | --           | --         | --           | 1          |
| All Other, Except Traffic        | 54         | 217          | 512          | 65         | 90         | 5         | 7         | 2,200         | 219          | 112          | 853           | 307          | 40         | 182          | 31         |
| Curfew/Loitering (Juveniles)     | 10         | 174          | 3            | 2          | 29         | --        | --        | 2,679         | 49           | 9            | 662           | 184          | --         | 65           | 36         |
| Runaways (Juveniles)             | 21         | 269          | 132          | 61         | 11         | 3         | 2         | 1,668         | 138          | 78           | 2,730         | 135          | --         | 222          | 10         |
| <b>PART II SUBTOTAL</b>          | <b>275</b> | <b>1,290</b> | <b>1,348</b> | <b>403</b> | <b>277</b> | <b>23</b> | <b>32</b> | <b>16,290</b> | <b>1,018</b> | <b>665</b>   | <b>9,314</b>  | <b>1,633</b> | <b>148</b> | <b>865</b>   | <b>119</b> |
| <b>TOTAL</b>                     | <b>387</b> | <b>1,921</b> | <b>2,024</b> | <b>696</b> | <b>405</b> | <b>26</b> | <b>62</b> | <b>27,291</b> | <b>1,661</b> | <b>1,032</b> | <b>13,267</b> | <b>2,479</b> | <b>343</b> | <b>1,338</b> | <b>169</b> |

\*The figures for Yuma County are incomplete. Data was not received from one large agency that had reported in 1991.

# POLICE DISPOSITION OF JUVENILES

| COUNTY      | TOTAL  | Handled within Department and Released | Referred to Juvenile Court or Prob. Dept. | Referred to Welfare Agency | Referred to Other Police Agency | Referred to Criminal or Adult Court |
|-------------|--------|--|---|----------------------------|---------------------------------|-------------------------------------|
| APACHE      | 390    | 81                                     | 306                                       | 1                          | --                              | 2                                   |
| COCHISE     | 1,924  | 120                                    | 1,789                                     | 1                          | 5                               | 9                                   |
| COCONINO    | 2,024  | 29                                     | 1,982                                     | --                         | 4                               | 9                                   |
| GILA        | 698    | 74                                     | 598                                       | --                         | 26                              | --                                  |
| GRAHAM      | 406    | 4                                      | 397                                       | --                         | --                              | 5                                   |
| GREENLEE    | 26     | 1                                      | 25  | --                         | --                              | --                                  |
| LA PAZ      | 62     | 6                                      | 48  | --                         | 8                               | --                                  |
| MARICOPA    | 27,556 | 2,085                                  | 23,588                                    | 1                          | 263                             | 1,619                               |
| MOHAVE      | 1,656  | 90                                     | 1,541                                     | --                         | --                              | 25                                  |
| NAVAJO      | 1,034  | 51                                     | 975                                       | --                         | 8                               | --                                  |
| PIMA        | 13,367 | 1,063                                  | 12,299                                    | --                         | --                              | 5                                   |
| PINAL       | 2,486  | 338                                    | 2,094                                     | 1                          | 32                              | 21                                  |
| SANTA CRUZ  | 343    | 10                                     | 321                                       | --                         | 10                              | 2                                   |
| YAVAPAI     | 1,341  | 184                                    | 1,151                                     | 3                          | 2                               | 1                                   |
| *YUMA       | 161    | 36                                     | 120                                       | 4                          | 1                               | --                                  |
| STATE TOTAL | 53,474 | 4,172                                  | 47,234                                    | 11                         | 359                             | 1,698                               |

\*The figures for Yuma County are incomplete. Data was not received from one large agency that had reported in 1991.



**ASSAULTS ON  
LAW ENFORCEMENT  
OFFICERS**

# POLICE OFFICER ASSAULTS

## DEFINITION

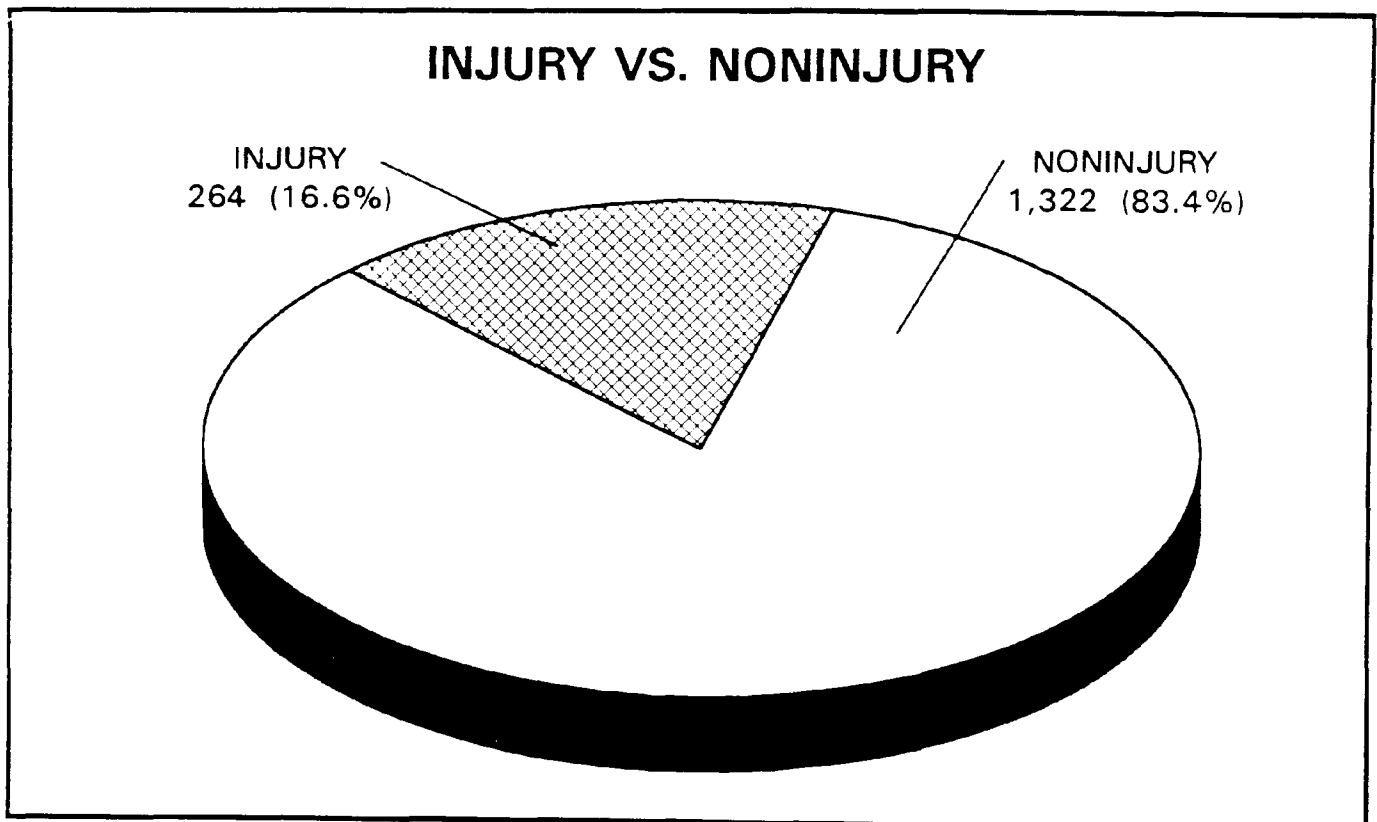
*All assaults on sworn officers resulting in serious injury or in which a weapon was used that could have caused serious injury or death. Also included are assaults not causing injury which involved more than mere verbal abuse or minor resistance to arrest.*

## SUMMARY

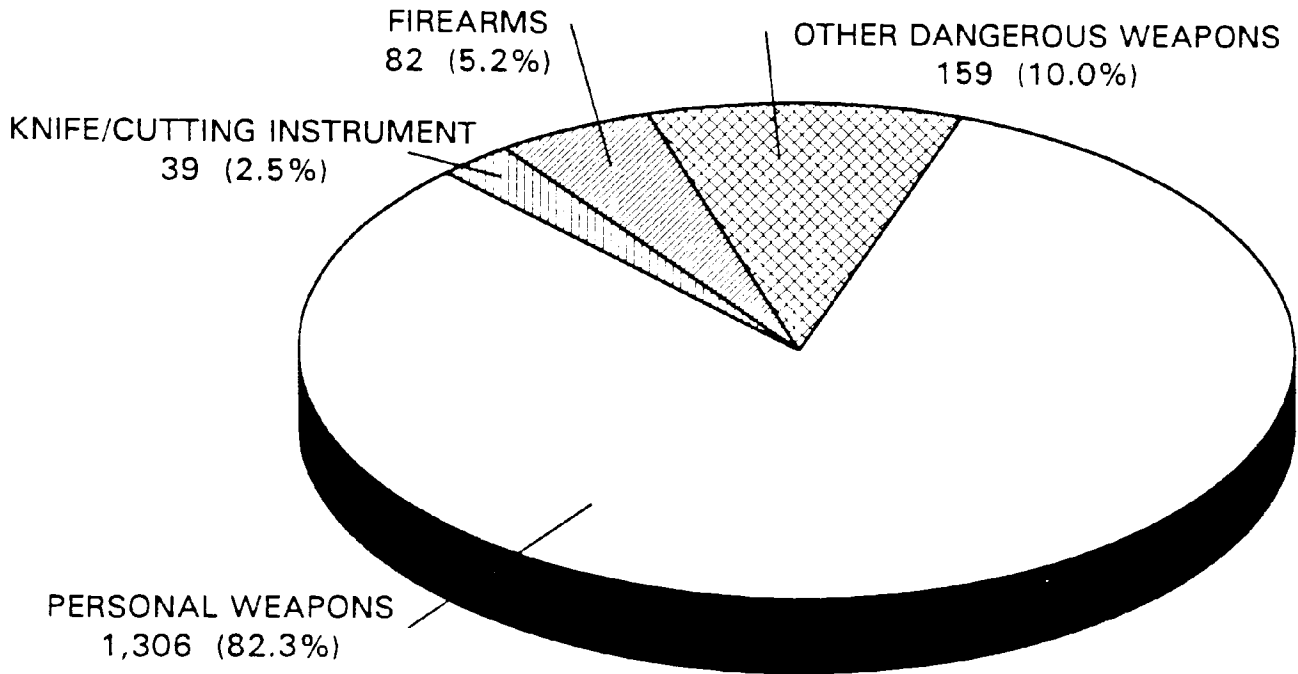
- There were a total of 1,586 police officers assaulted statewide in 1992.
- Personal weapons, such as hands, fists, and feet, were used in 1,306 assaults, or 82.3 percent.
- The time period of 12:01 AM to 2:00 AM recorded the highest incidence of assaults with 283, or 17.8 percent.
- The highest number of assaults, 614, or 38.7 percent, occurred when officers were responding to disturbance calls.
- Personal injuries were sustained in 264 assaults, or 16.6 percent.

## CLEARANCES

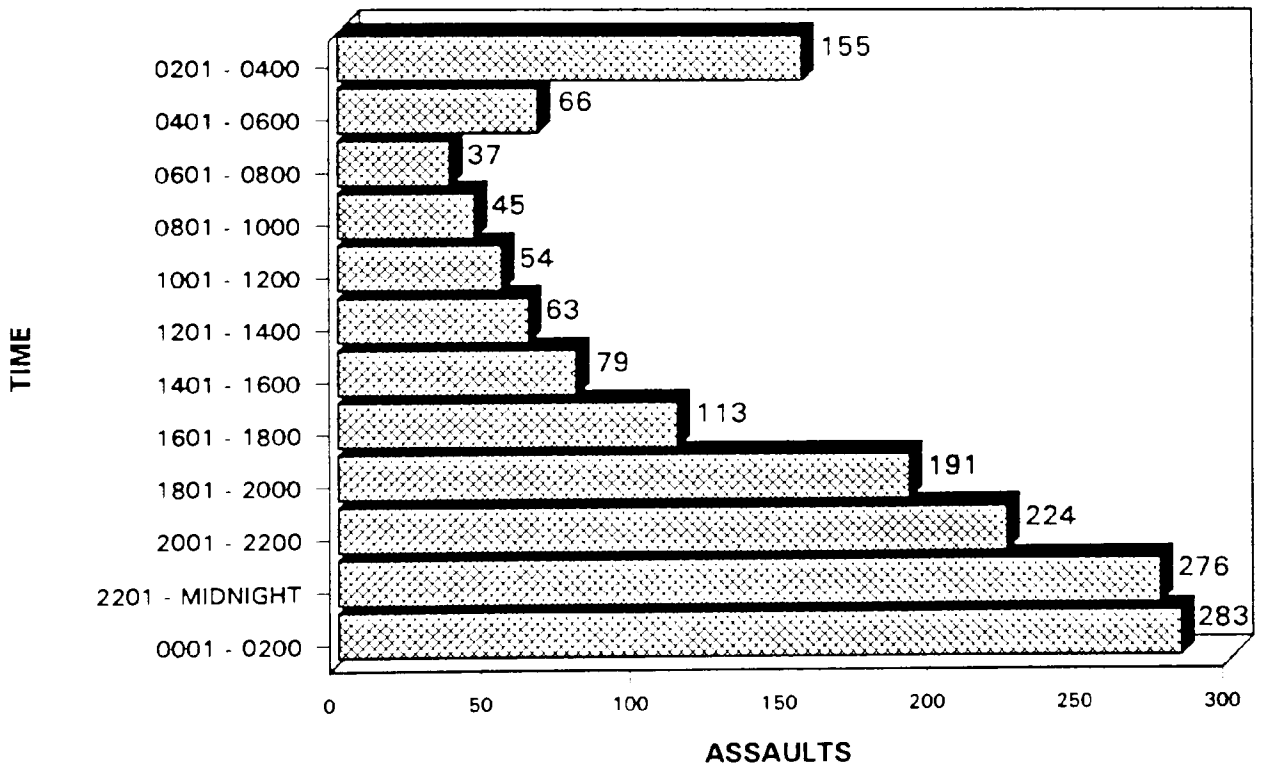
- There were a total of 1,543 clearances for assaults on police officers. This represents a clearance rate of 97.3 percent.



# WEAPONS USED



# TIME OF DAY



# OFFICERS ASSAULTED FREQUENCY DISTRIBUTION

| TYPE OF ACTIVITY                                     | TOTAL ASSAULTS BY WEAPON | TYPE OF WEAPON |                                   |                        |                          | TYPE OF ASSIGNMENT |                 |            |                              |           |           | POLICE ASSAULTS CLEARED |              |
|--|--------------------------|----------------|-----------------------------------|------------------------|--------------------------|--------------------|-----------------|------------|------------------------------|-----------|-----------|-------------------------|--------------|
|  |                          | FIREARM        | KNIFE OR OTHER CUTTING INSTRUMENT | OTHER DANGEROUS WEAPON | HANDS, FISTS, FEET, ETC. | TWO MAN VEHICLE    | ONE-MAN VEHICLE |            | DETECTIVE OR SPECIAL ASSIGN. |           | OTHER     |                         |              |
|  |                          |                |                                   |                        |                          |                    | ALONE           | ASSISTED   | ALONE                        | ASSISTED  | ALONE     |                         | ASSISTED     |
| Responding to "disturbance" calls                    | 614                      | 23             | 17                                | 59                     | 615                      | 73                 | 94              | 437        | 3                            | 2         | --        | 5                       | 601          |
| Burglaries in progress or pursuing burglary suspects | 31                       | 4              | 1                                 | 6                      | 20                       | 3                  | 5               | 22         | 1                            | --        | --        | --                      | 28           |
| Robberies in progress or pursuing robbery suspects   | 8                        | 1              | 2                                 | 2                      | 3                        | 2                  | 1               | 5          | --                           | --        | --        | --                      | 8            |
| Attempting other arrests                             | 253                      | 14             | 3                                 | 17                     | 219                      | 23                 | 44              | 147        | 8                            | 21        | 4         | 6                       | 251          |
| Civil disorder (Riot, mass disobedience)             | 13                       | --             | --                                | 2                      | 11                       | 2                  | 2               | 9          | --                           | --        | --        | --                      | 13           |
| Handling or transporting of prisoners                | 161                      | --             | 1                                 | 5                      | 155                      | 14                 | 39              | 85         | 2                            | 1         | 3         | 17                      | 157          |
| Investigating suspicious persons or circumstances    | 202                      | 20             | 5                                 | 25                     | 152                      | 33                 | 50              | 96         | 1                            | 10        | 5         | 7                       | 195          |
| Ambush - No warning                                  | 5                        | 4              | --                                | 1                      | --                       | 1                  | 3               | --         | --                           | 1         | --        | --                      | 3            |
| Mentally deranged                                    | 25                       | 3              | 3                                 | --                     | 19                       | 5                  | 5               | 15         | --                           | --        | --        | --                      | 24           |
| Traffic pursuits and stops                           | 113                      | 5              | --                                | 23                     | 85                       | 16                 | 36              | 56         | --                           | 2         | 2         | 1                       | 110          |
| All Other  | 161                      | 8              | 7                                 | 19                     | 127                      | 10                 | 40              | 89         | 3                            | 6         | 6         | 7                       | 153          |
| <b>TOTAL</b>   | <b>1,586</b>             | <b>82</b>      | <b>39</b>                         | <b>159</b>             | <b>1,306</b>             | <b>182</b>         | <b>319</b>      | <b>961</b> | <b>18</b>                    | <b>43</b> | <b>20</b> | <b>43</b>               | <b>1,543</b> |
| Number with personal injury                          | 264                      | 7              | 7                                 | 33                     | 217                      |                    |                 |            |                              |           |           |                         |              |
| Number without personal injury                       | 1,322                    | 75             | 32                                | 126                    | 1,089                    |                    |                 |            |                              |           |           |                         |              |

# OFFICERS ASSAULTED DISTRIBUTION BY COUNTY

| COUNTY     | NUMBER OF ASSAULTS | WITH INJURY | WITHOUT INJURY | PERCENT DISTRIBUTION | CLEARANCE |
|------------|--------------------|-------------|----------------|----------------------|-----------|
| Apache     | --                 | --          | --             | 0.0%                 | --        |
| Cochise    | 10                 | 3           | 7              | 0.6%                 | 10        |
| Coconino   | 32                 | 14          | 18             | 2.1%                 | 32        |
| Gila       | 4                  | 2           | 2              | 0.3%                 | 4         |
| Graham     | --                 | --          | --             | 0.0%                 | --        |
| Greenlee   | --                 | --          | --             | 0.0%                 | --        |
| La Paz     | 7                  | 3           | 4              | 0.4%                 | 7         |
| Maricopa   | 1,063              | 145         | 918            | 67.0%                | 1,040     |
| Mohave     | 24                 | 6           | 18             | 1.5%                 | 23        |
| Navajo     | 18                 | 11          | 7              | 1.1%                 | 17        |
| Pima       | 387                | 66          | 321            | 24.4%                | 369       |
| Pinal      | 19                 | 8           | 11             | 1.2%                 | 19        |
| Santa Cruz | --                 | --          | --             | 0.0%                 | --        |
| Yavapai    | 19                 | 4           | 15             | 1.2%                 | 19        |
| *Yuma      | 3                  | 2           | 1              | 0.2%                 | 3         |
| TOTAL      | 1,586              | 264         | 1,322          | 100.0%               | 1,543     |

\*The figures for Yuma County are incomplete. Data was not received from one large agency that had reported in 1991.



**BIAS CRIMES DATA**

# BIAS (HATE) CRIME DATA COLLECTION

## BACKGROUND

*The collection of bias (hate) crime statistics is the latest addition to the Uniform Crime Reporting program. It reflects a growing concern on both a federal and state level to the problem of crimes being committed due to bias or hate.*

*The collection of these statistics began with the passage of Public Law 101-275, known as the Hate Crime Statistics Act, in April 1990. The Act required the Attorney General to establish guidelines and collect data "about crimes that manifest evidence of prejudice based on race, religion, sexual orientation, or ethnicity, including where appropriate the crimes of murder, non-negligent manslaughter; forcible rape; aggravated assault, simple assault, intimidation; arson; and destruction, damage or vandalism of property."*

*In Arizona, legislation mandating the collection of bias (hate) crime statistics was passed in 1991. Arizona Revised Statutes 41-1750 was amended in part to read that the criminal identification section within the Department of Public Safety shall "Collect information concerning criminal offenses that manifest evidence of prejudice based on race, color, religion, national origin, sexual orientation, gender or disability."*

*Statewide collection began January 1992. Statistics received from Arizona law enforcement agencies are listed on the following pages.*

# BIAS (HATE) CRIMES

## DEFINITION

*A criminal offense committed against a person or property which is motivated, in whole or in part, by the offender's bias against a race, religion, ethnic/national origin group, sexual orientation group, gender, or disability.*

## SUMMARY

- There were 172 actual incidents of bias crimes reported in 1992 involving 179 offenses.
- Intimidation accounted for 66 offenses, or 37 percent, followed by simple assault with 49 offenses and aggravated assault with 38 offenses.
- The residence/home accounted for the most frequent location of occurrence of bias offenses with 65 or 36 percent.
- Racial bias accounted for 107 of all bias offenses, or 60 percent, followed by sexual orientation bias with 33 offenses or 18 percent.
- The most frequently reported known suspected offenders' race was white, reported in 114 offenses, or 64 percent, followed by black with 16, American Indian with 3, and multi-racial with 3. In 43 bias offenses, the suspected offenders' race was reported as unknown.

## BIAS OFFENSES

| OFFENSE                      | NUMBER OF OFFENSES | PERCENT OF TOTAL |
|------------------------------|--------------------|------------------|
| Homicide                     | --                 | 0.0%             |
| Forcible Rape                | 1                  | 0.6%             |
| Robbery                      | --                 | 0.0%             |
| Aggravated Assault           | 38                 | 21.2%            |
| Simple Assault               | 49                 | 27.4%            |
| Burglary                     | 2                  | 1.1%             |
| Larceny-Theft                | --                 | 0.0%             |
| Motor Vehicle Theft          | --                 | 0.0%             |
| Arson                        | --                 | 0.0%             |
| Intimidation                 | 66                 | 36.9%            |
| Destruction/Damage/Vandalism | 23                 | 12.8%            |
| <b>TOTAL</b>                 | <b>179</b>         | <b>100.0%</b>    |

## LOCATION OF BIAS OFFENSES

|                                     | NUMBER OF OFFENSES | PERCENT OF TOTAL |
|-------------------------------------|--------------------|------------------|
| Convenience Store                   | 3                  | 1.7%             |
| Highway/Road/Alley                  | 35                 | 19.5%            |
| Residence/Home                      | 65                 | 36.3%            |
| Parking Lot/Garage                  | 32                 | 17.9%            |
| Air/Bus/Train Terminal              | 2                  | 1.1%             |
| Restaurant                          | 4                  | 2.2%             |
| School/College                      | 9                  | 5.0%             |
| Commercial/Office Building          | 4                  | 2.2%             |
| Grocery/Supermarket                 | 2                  | 1.1%             |
| Bar/Nightclub                       | 3                  | 1.7%             |
| Government/Public Building          | 3                  | 1.7%             |
| Field/Woods                         | 2                  | 1.1%             |
| Hotel/Motel                         | 1                  | 0.6%             |
| Service/Gas Station                 | 1                  | 0.6%             |
| Church/Synagogue                    | 1                  | 0.6%             |
| Department/Discount Store           | 1                  | 0.6%             |
| Drug Store/Doctor's Office/Hospital | 1                  | 0.6%             |
| Other/Unknown                       | 10                 | 5.5%             |
| <b>TOTAL</b>                        | <b>179</b>         | <b>100.0%</b>    |

## BIAS MOTIVATION

|                               | NUMBER OF OFFENSES | PERCENT OF TOTAL |
|-------------------------------|--------------------|------------------|
| <b>RACE</b>                   | <b>107</b>         | <b>59.8%</b>     |
| Anti-White                    | 22                 | 12.3%            |
| Anti-Black                    | 70                 | 39.1%            |
| Anti-American Indian          | 5                  | 2.8%             |
| Anti-Asian/Pacific Islander   | 8                  | 4.5%             |
| Anti-Multi-Racial             | 2                  | 1.1%             |
| <b>ETHNIC/NATIONAL ORIGIN</b> | <b>20</b>          | <b>11.2%</b>     |
| Anti-Hispanic                 | 14                 | 7.8%             |
| Anti-Arab                     | 3                  | 1.7%             |
| Anti-Other Ethnicity          | 3                  | 1.7%             |
| <b>RELIGION</b>               | <b>19</b>          | <b>10.6%</b>     |
| Anti-Jewish                   | 18                 | 10.0%            |
| Anti-Other Religion           | 1                  | 0.6%             |
| <b>SEXUAL ORIENTATION</b>     | <b>33</b>          | <b>18.4%</b>     |
| Anti-Male Homosexual          | 26                 | 14.5%            |
| Anti-Female Homosexual        | 4                  | 2.2%             |
| Anti-Homosexual               | 3                  | 1.7%             |
| <b>TOTAL</b>                  | <b>179</b>         | <b>100.0%</b>    |

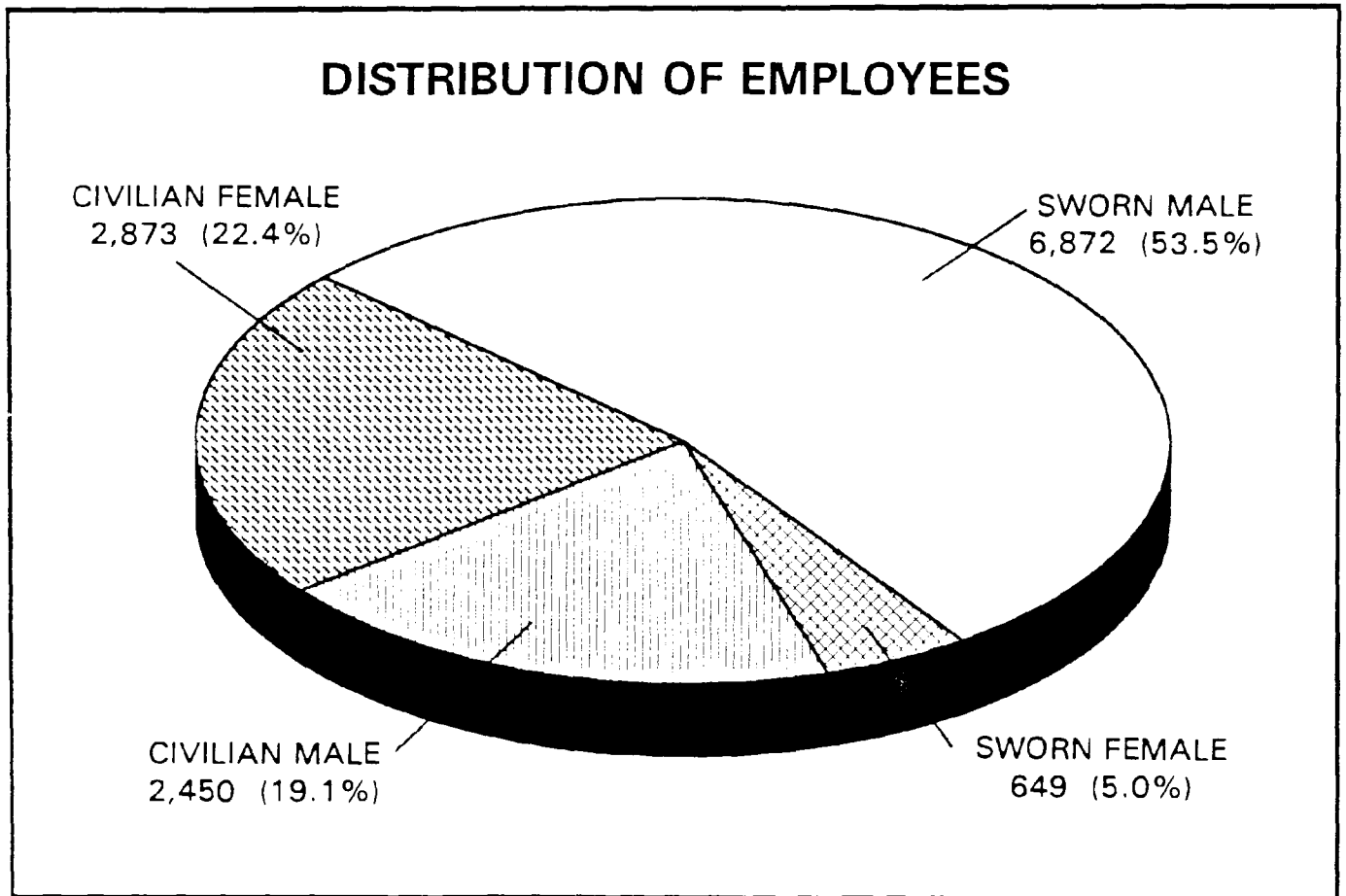


**FULL-TIME  
LAW ENFORCEMENT  
EMPLOYEES**

# FULL-TIME LAW ENFORCEMENT EMPLOYEES

## DEFINITION

The following chart reflects full-time law enforcement personnel employed as of October 31, 1992. These figures include full-time sworn personnel with full arrest powers; however they do not include persons performing guard or protection duties, such as school crossing guards, nor reserve officers. Civilian employees include clerks, dispatchers, secretaries, etc. who are employed full-time and are paid from law enforcement funds or budget.



# NUMBER OF EMPLOYEES BY AGENCY

| AGENCY              | SWORN |        | CIVILIAN |        | TOTAL | POPULATION |
|---------------------|-------|--------|----------|--------|-------|------------|
|                     | MALE  | FEMALE | MALE     | FEMALE |       |            |
| APACHE COUNTY SO    | 18    | 1      | 14       | 9      | 42    | 53,350     |
| APACHE JUNCTION PD  | 36    | 2      | 2        | 17     | 57    | 18,510     |
| AVONDALE PD         | 26    | 3      | 1        | 8      | 38    | 21,505     |
| BENSON PD           | 6     | --     | 2        | 4      | 12    | 3,920      |
| BISBEE PD           | 15    | 1      | --       | 5      | 21    | 6,450      |
| BUCKEYE PD          | 12    | 2      | 2        | 5      | 21    | 5,360      |
| BULLHEAD CITY PD    | 61    | 3      | 8        | 25     | 97    | 24,665     |
| CAMP VERDE MO       | 14    | --     | 3        | 5      | 22    | 6,760      |
| CASA GRANDE PD      | 38    | 2      | 1        | 17     | 58    | 19,675     |
| CHANDLER PD         | 112   | 4      | 14       | 37     | 167   | 101,620    |
| CHINO VALLEY PD     | 10    | 1      | 1        | 4      | 16    | 5,250      |
| CLARKDALE PD        | 8     | --     | --       | --     | 8     | 2,265      |
| COCHISE COUNTY SO   | 62    | 1      | 51       | 38     | 152   | 37,445     |
| COCONINO COUNTY SO  | 64    | 7      | 21       | 26     | 118   | 34,210     |
| COOLIDGE PD         | 19    | --     | --       | 6      | 25    | 7,020      |
| COTTONWOOD PD       | 17    | --     | 6        | 5      | 28    | 6,075      |
| DOUGLAS PD          | 34    | --     | 5        | 7      | 46    | 13,310     |
| EAGAR PD            | 5     | --     | --       | 1      | 6     | 4,465      |
| EL MIRAGE PD        | 10    | 1      | 1        | 4      | 16    | 5,165      |
| ELOY PD             | 20    | 1      | 9        | 4      | 34    | 7,455      |
| FLAGSTAFF PD        | 74    | 2      | 6        | 26     | 108   | 48,330     |
| FLORENCE PD         | 11    | 2      | 1        | 5      | 19    | 7,640      |
| GILA COUNTY SO      | 50    | 2      | 25       | 38     | 115   | 23,590     |
| GILBERT PD          | 36    | 6      | 1        | 17     | 60    | 38,485     |
| GLENDALE PD         | 173   | 20     | 33       | 63     | 289   | 154,740    |
| GLOBE PD            | 16    | 2      | 1        | 5      | 24    | 6,255      |
| GOODYEAR PD         | 13    | 1      | --       | 5      | 19    | 6,760      |
| GRAHAM COUNTY SO    | 11    | 1      | 10       | 4      | 26    | 14,345     |
| GREENLEE COUNTY SO  | 12    | --     | 8        | 1      | 21    | 4,685      |
| HAYDEN PD           | 6     | --     | --       | 1      | 7     | 910        |
| HOLBROOK PD         | 14    | 1      | --       | 5      | 20    | 4,810      |
| HUACHUCA CITY PD    | 7     | 1      | 3        | 2      | 13    | 1,880      |
| JEROME PD           | 2     | 1      | --       | --     | 3     | 410        |
| KEARNY PD           | 5     | 1      | 1        | 3      | 10    | 2,395      |
| KINGMAN PD          | 30    | 4      | --       | 16     | 50    | 14,180     |
| LA PAZ COUNTY SO    | 30    | 1      | 6        | 11     | 48    | 9,965      |
| LAKE HAVASU CITY PD | 50    | 1      | 7        | 13     | 71    | 30,245     |
| MAMMOTH PD          | 5     | 1      | --       | --     | 6     | 1,905      |
| MARANA PD           | 12    | --     | --       | 5      | 17    | 2,685      |
| MARICOPA COUNTY SO  | 404   | 27     | 926      | 551    | 1,908 | 201,105    |
| MESA PD             | 380   | 38     | 68       | 162    | 648   | 302,140    |
| MIAMI PD            | 9     | --     | --       | 1      | 10    | 2,030      |
| MOHAVE COUNTY SO    | 78    | 7      | 67       | 49     | 201   | 33,955     |
| NAVAJO COUNTY SO    | 33    | 2      | 9        | 18     | 62    | 51,890     |
| NOGALES PD          | 42    | 1      | 8        | 7      | 58    | 19,745     |
| ORO VALLEY PD       | 27    | 3      | 2        | 7      | 39    | 9,025      |
| PAGE PD             | 17    | 1      | 3        | 7      | 28    | 6,860      |

# NUMBER OF EMPLOYEES BY AGENCY (CONTINUED)

| AGENCY               | SWORN |        | CIVILIAN |        | TOTAL | POPULATION |
|----------------------|-------|--------|----------|--------|-------|------------|
|                      | MALE  | FEMALE | MALE     | FEMALE |       |            |
| PARADISE VALLEY PD   | 31    | 1      | 4        | 5      | 41    | 12,300     |
| PARKER PD            | 12    | --     | --       | 6      | 18    | 2,915      |
| PAYSON PD            | 16    | --     | --       | 11     | 27    | 8,915      |
| PEORIA PD            | 53    | 7      | 4        | 25     | 89    | 56,315     |
| PHOENIX PD           | 1,765 | 174    | 189      | 474    | 2,602 | 1,020,295  |
| PIMA COUNTY SO       | 321   | 41     | 351      | 222    | 935   | 257,505    |
| PIMA PD              | 3     | --     | --       | --     | 3     | 1,790      |
| PINAL COUNTY SO      | 107   | 11     | 62       | 51     | 231   | 54,520     |
| PINETOP-LAKESIDE PD  | 9     | 2      | 2        | 5      | 18    | 2,480      |
| PRESCOTT PD          | 44    | 4      | 8        | 22     | 78    | 27,750     |
| PRESCOTT VALLEY PD   | 15    | 1      | 1        | 6      | 23    | 10,495     |
| QUARTZSITE MO        | 6     | --     | --       | 1      | 7     | 1,945      |
| SAFFORD PD           | 14    | --     | 1        | 1      | 16    | 7,620      |
| ST. JOHNS PD         | 7     | --     | --       | 1      | 8     | 3,305      |
| SAN LUIS PD          | 11    | 1      | 1        | 5      | 18    | 6,405      |
| SANTA CRUZ COUNTY SO | 34    | --     | 16       | 6      | 56    | 10,380     |
| SCOTTSDALE PD        | 195   | 13     | 34       | 71     | 313   | 141,090    |
| SEDONA PD            | 14    | 1      | 1        | 6      | 22    | 8,090      |
| SHOW LOW PD          | 14    | 1      | 6        | 2      | 23    | 5,290      |
| SIERRA VISTA PD      | 35    | --     | 5        | 10     | 50    | 33,725     |
| SNOWFLAKE-TAYLOR PD  | 10    | --     | 1        | --     | 11    | 6,240      |
| SOMERTON PD          | 10    | 1      | 1        | 4      | 16    | 5,545      |
| SOUTH TUCSON PD      | 22    | 2      | 1        | 7      | 32    | 6,855      |
| SPRINGERVILLE PD     | 6     | --     | 1        | --     | 7     | 1,830      |
| SUPERIOR PD          | 7     | 1      | --       | 6      | 14    | 3,480      |
| SURPRISE PD          | 16    | 1      | --       | 1      | 18    | 8,070      |
| TEMPE PD             | 221   | 20     | 33       | 76     | 350   | 146,900    |
| THATCHER PD          | 7     | --     | --       | --     | 7     | 3,945      |
| TOLLESON PD          | 12    | 1      | 2        | 3      | 18    | 4,540      |
| TOMBSTONE MO         | 6     | --     | --       | 1      | 7     | 1,240      |
| TUCSON PD            | 651   | 103    | 56       | 192    | 1,002 | 424,180    |
| WICKENBURG PD        | 10    | --     | 4        | 1      | 15    | 4,650      |
| WILLCOX PD           | 10    | --     | --       | 5      | 15    | 3,205      |
| WILLIAMS PD          | 8     | --     | --       | 5      | 13    | 2,625      |
| WINSLOW PD           | 16    | 2      | 3        | 11     | 32    | 9,765      |
| YAVAPAI COUNTY SO    | 62    | 5      | 37       | 50     | 154   | 55,095     |
| YOUNGTOWN PD         | 7     | 1      | 2        | 4      | 14    | 2,660      |
| YUMA PD              | 85    | 7      | 8        | 26     | 126   | 56,925     |

| Agencies with no measurable population |     |    |     |     |       |  |
|--|-----|----|-----|-----|-------|--|
| AZ DEPT PUBLIC SAFETY                  | 749 | 77 | 261 | 272 | 1,359 |  |
| AZ STATE UNIV DPS                      | 38  | 6  | 11  | 9   | 64    |  |
| AZ WESTERN COLLEGE PD                  | 6   | 1  | --  | 1   | 8     |  |
| CENTRAL AZ COLLEGE PD                  | 6   | -- | --  | --  | 6     |  |
| NORTHERN AZ UNIV PD                    | 17  | 1  | 6   | 5   | 29    |  |
| PIMA COLLEGE PD                        | 18  | 3  | 6   | 7   | 34    |  |
| UNIV OF AZ PD                          | 29  | 3  | 6   | 8   | 46    |  |
| YAVAPAI COLLEGE PD                     | 3   | 2  | --  | --  | 5     |  |

# GLOSSARY

|                                      |  |
|--------------------------------------|--|
| ADULT                                | For UCR, a person aged 18 or over.   |
| AMERICAN INDIAN<br>or ALASKAN NATIVE | A person having origins in any of the original peoples of North America, and who maintains cultural identification through tribal affiliation or community recognition.  |
| ASIAN or<br>PACIFIC ISLANDER         | A person having origins in any of the original peoples of the Far East, Southeast Asia, the Indian subcontinent, or the Pacific Islands. This area includes for example: China, India, Japan, Korea, the Philippine Islands, and Samoa.              |
| BLACK                                | A person having origins in any of the black racial groups of Africa, characterized by dark skin pigmentation.  |
| CLEARED BY ARREST                    | An offense that is cleared (solved) when at least one person is arrested, charged with the commission of the offense, and turned over to the court for prosecution.  |
| CRIMES AGAINST<br>PERSONS            | Includes the following Index offenses: Murder, rape and aggravated assault.  |
| CRIME INDEX                          | Total of eight offenses used to measure the extent, fluctuation and distribution of crime in a given geographical area. The Crime Index includes: Murder, rape, robbery, aggravated assault, burglary, larceny-theft, motor vehicle theft and arson. |
| EXCEPTIONAL<br>CLEARANCE             | An offense that is cleared when an offender has been identified, located, and there is some reason beyond law enforcement control which prohibits bringing the offender to court.  |
| HIERARCHY RULE                       | A UCR scoring practice used in multiple offense situations where only the most serious offense (as determined by the established crime index order) is counted.  |
| HISPANIC                             | A person of Mexican, Cuban, Central or South American, or other Spanish culture or origin, regardless of race.   |
| JUVENILE                             | For UCR, any person under the age of 18.   |
| JUVENILE<br>CLEARANCE                | Offenses involving only persons under the age of 18 that are cleared by arrest or exceptional means.   |
| NONVIOLENT<br>CRIME                  | Any of the following Index offenses: Burglary, larceny-theft, motor vehicle theft and arson.   |
| VIOLENT CRIME                        | Any of the following Index offenses: Murder, rape, robbery and aggravated assault.   |
| WHITE                                | A person having origins in any of the original peoples of Europe, North Africa or the Middle East.   |