

HEALTH STATUS PROFILE OF AMERICAN INDIANS IN ARIZONA 1996 DATA BOOK

by

*Christopher K. Mrela, Ph.D., Assistant Registrar of Vital Statistics
Trentham Coe, Senior Research Data Analyst*

Health Status Profile of American Indians in Arizona: 1996 Data Book

This report was prepared by Christopher K. Mrela, Ph.D., Assistant Registrar of Vital Statistics

This report is the third annual update of population-level data on trends and patterns in natality and mortality among American Indian residents of Arizona.

Topics

1) American Indians' standing with respect to selected health objectives for the year 2000

- 1.1 [Early Prenatal Care](#)
- 1.2 [Infant Mortality](#)
- 1.3 [Postneonatal Mortality](#)
- 1.4 [Mortality From Unintentional Injuries](#)
- 1.5 [Mortality From Motor Vehicle-Related Injuries](#)
- 1.6 [Suicide Mortality](#)
- 1.7 [Homicide Mortality](#)
- 1.8 [Mortality of Children 1-14 Years Old](#)
- 1.9 [Mortality of Adolescents and Young Adults 15-24 Years Old](#)
- 1.10 [Mortality of Adults 25-64 Years of Age](#)

2) Selected health problems and health risks among American Indian and all residents of Arizona

- 2.1 [Causes From Which American Indians Are More Likely Or Less Likely to Die Relative to All Arizona Residents](#)
- 2.2 [Average Age At Death From All Causes Among American Indians and All Arizona Residents](#)
- 2.3 [Nonmarital Births](#)
- 2.4 [Low-Birthweight Births](#)
- 2.5 [The Incidence of Fetal Alcohol Syndrome](#)

- 2.6 [Births to Teenage Mothers](#)
- 2.7 [Low-Birthweight Births to Mothers 30 Years or Older](#)
- 2.8 [The Incidence of Pregnancy Associated Hypertension](#)
- 2.9 [The Incidence of Anemia During Pregnancy](#)
- 2.10 [The Incidence of Diabetes During Pregnancy](#)

3) Characteristics of American Indian newborns and mothers giving birth who were residents of specified tribal communities on reservations, and those who resided off reservation

- 3.1 [Maternal Age](#)
- 3.2 [Educational Attainment of Mother](#)
- 3.3 [Marital Status of Mother](#)
- 3.4 [Race/Ethnicity of Father](#)
- 3.5 [Age of Father](#)
- 3.6 [Source of Payment for Labor and Delivery](#)
- Maternal Lifestyle and Health Characteristics**
- 3.7 [Maternal Weight Gain During Pregnancy](#)
- 3.8 [Medical Risk Factors of Pregnancy](#)
- 3.9 [Substance Use During Pregnancy](#)
- Utilization of Medical Services**
- 3.10 [Trimester of Pregnancy Prenatal Care Began](#)
- 3.11 [Number of Prenatal Visits](#)
- 3.12 [Obstetric Procedures](#)
- 3.13 [Complications of Labor and Delivery](#)
- 3.14 [Method of Delivery](#)
- 3.15 [Attendant at Birth](#)
- Newborn's Health**
- 3.16 [Gestational Age](#)
- 3.17 [Weight at Birth](#)
- 3.18 [Abnormal Conditions of the Newborn](#)
- 3.19 [Congenital Anomalies \(Birth Defects\)](#)
- 3.20 [Causes of Infant Death](#)

4) Patterns of mortality among American Indians

4.1 [Age-Specific Mortality](#)

4.2 [Age-Specific Mortality Among Males](#)

4.3 [Age-Specific Mortality Among Females](#)

Cause-Specific Mortality

4.4 [Deaths From Causes Selected as Indicators for Monitoring Progress Toward The Year 2000 Objectives](#)

4.5 [Leading Causes of Death](#)

4.6 [Leading Causes of Death Among Males](#)

4.7 [Leading Causes of Death Among Females](#)

Leading Causes of Death by Age Group for Selected Indian Nations

4.8 [Leading Causes of Death by Age Group Among Residents of NAVAJO Tribal Communities](#)

4.9 [Leading Causes of Death by Age Group Among Residents of HOPI Tribal Communities](#)

4.10 [Leading Causes of Death by Age Group Among Residents of FORT APACHE Tribal Communities](#)

4.11 [Leading Causes of Death by Age Group Among Residents of GILA RIVER Tribal Communities](#)

4.12 [Leading Causes of Death by Age Group Among Residents of SALT RIVER Tribal Communities](#)

4.13 [Leading Causes of Death by Age Group Among Residents of SAN CARLOS Tribal Communities](#)

4.14 [Leading Causes of Death by Age Group Among Residents of TOHONO O'ODHAM Tribal Communities](#)

4.15 [Leading Causes of Death by Age Group Among American Indians Who Resided Off Reservation](#)

Glossary of Terms

Technical Notes

It should be noted that tribal identity is not recorded on birth or death certificates. Tabulations of births and deaths in this publication are by place of residence in Arizona and not by tribe.

American Indian births are determined by mother's race as indicated on a birth certificate, that is, these are the births to American Indian mothers. American Indian deaths are determined by decedent's race as stated on the death certificate.

Health Status Profile of American Indians in Arizona is intended as a data book: a basic reference for some of the most frequently requested statistics. The four sections of the report were computer-generated and contain information with no accompanying narrative.

Sources of Data

The charts in Section I and II are based on rates and ratios published in the *Arizona Health Status and Vital Statistics* annual report (s). Information on live births and deaths in Sections III and IV is compiled from the original documents (i.e., certificates of live births and certificates of death) filed with the Arizona Department of Health Services.

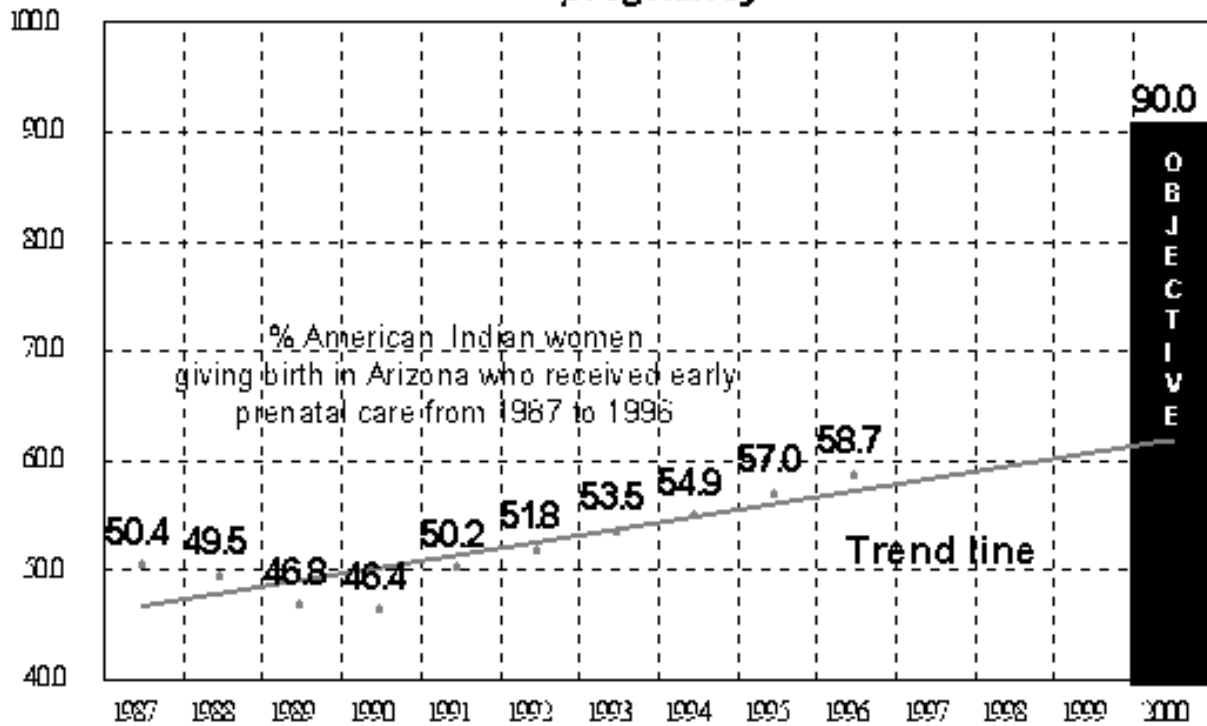
Population denominators for American Indians by place of residence in Arizona were not available for 1996.

**Public Health Services
Office of Health Planning, Evaluation and Statistics
Arizona Center for Health Statistics**

Phone: 602/542-7333; FAX: 602/542-1244

1.1. Early Prenatal Care

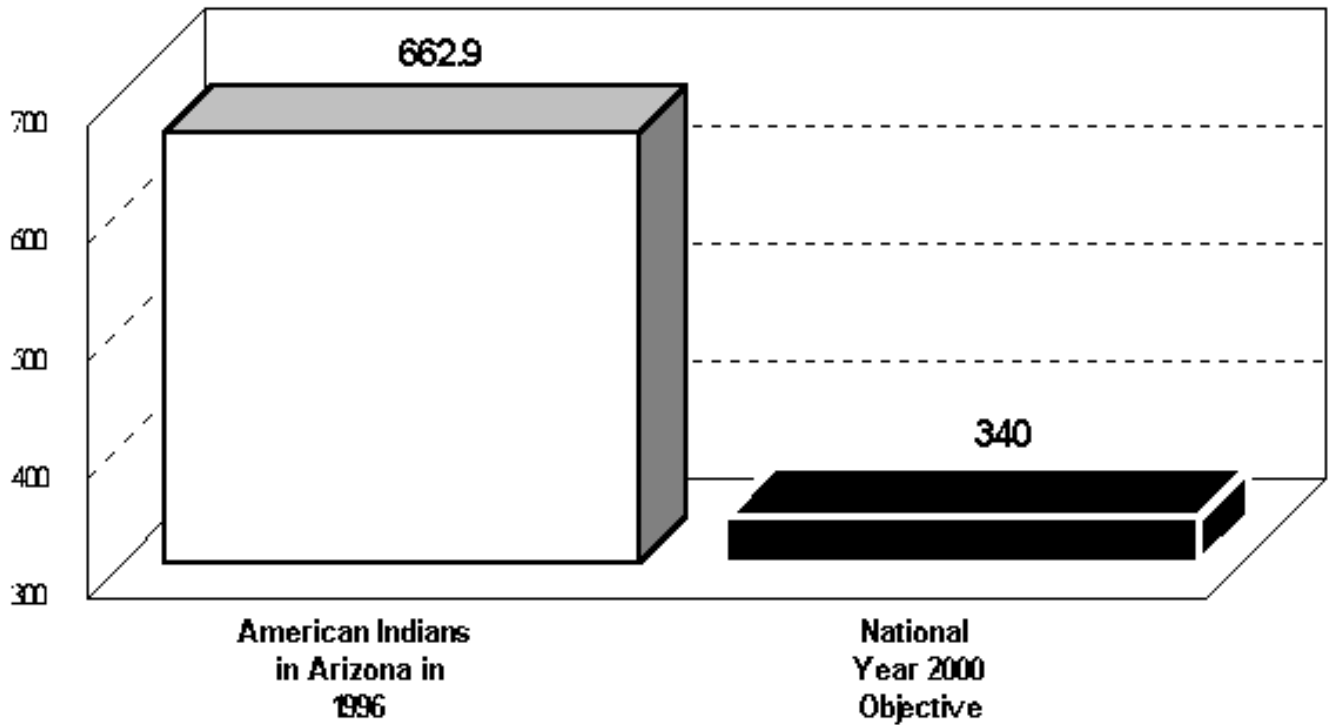
National Year 2000 Objective: Increase to 90 percent the proportion of women giving birth who receive prenatal care in the first trimester of pregnancy



Source: Chapter 4 in *Arizona Health Status and Vital Statistics 1996*

1.10. Mortality of Adults 25-64 Years of Age

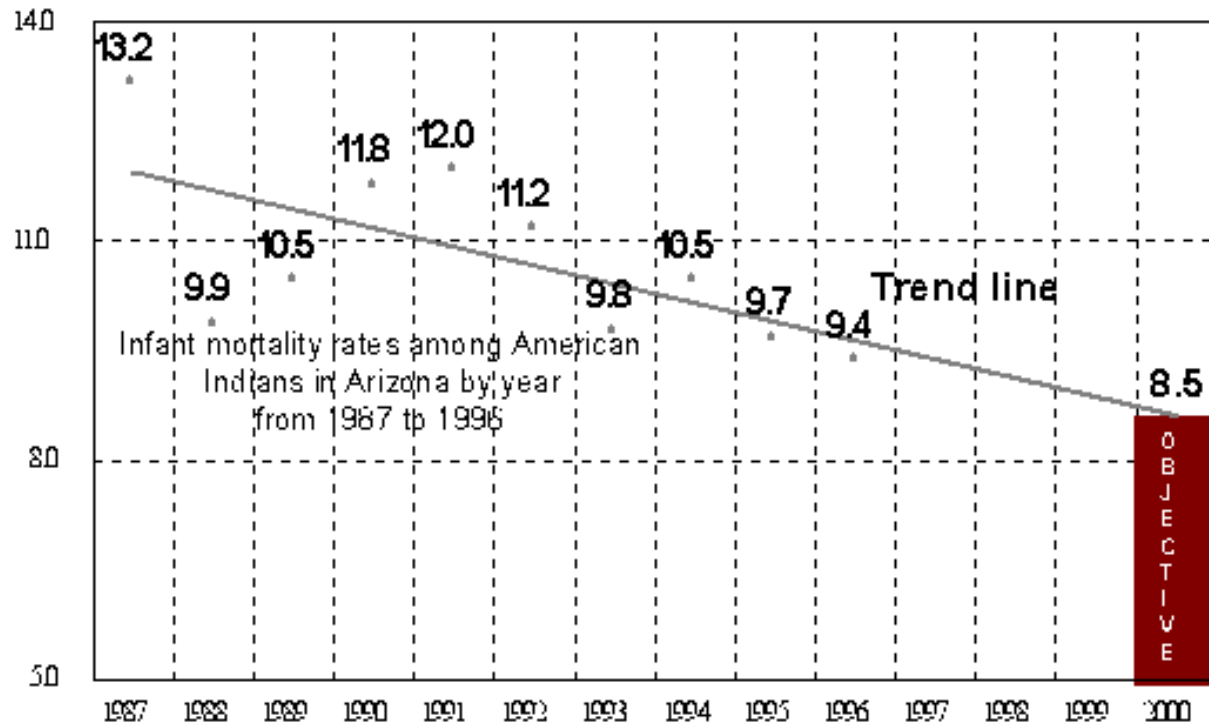
National Year 2000 Objective: *Reduce death rates for adults 25-64 years of age to no more than 340 per 100,000*



Source: Chapter 4 in *Arizona Health Status and Vital Statistics 1996*.

1.2. Infant Mortality

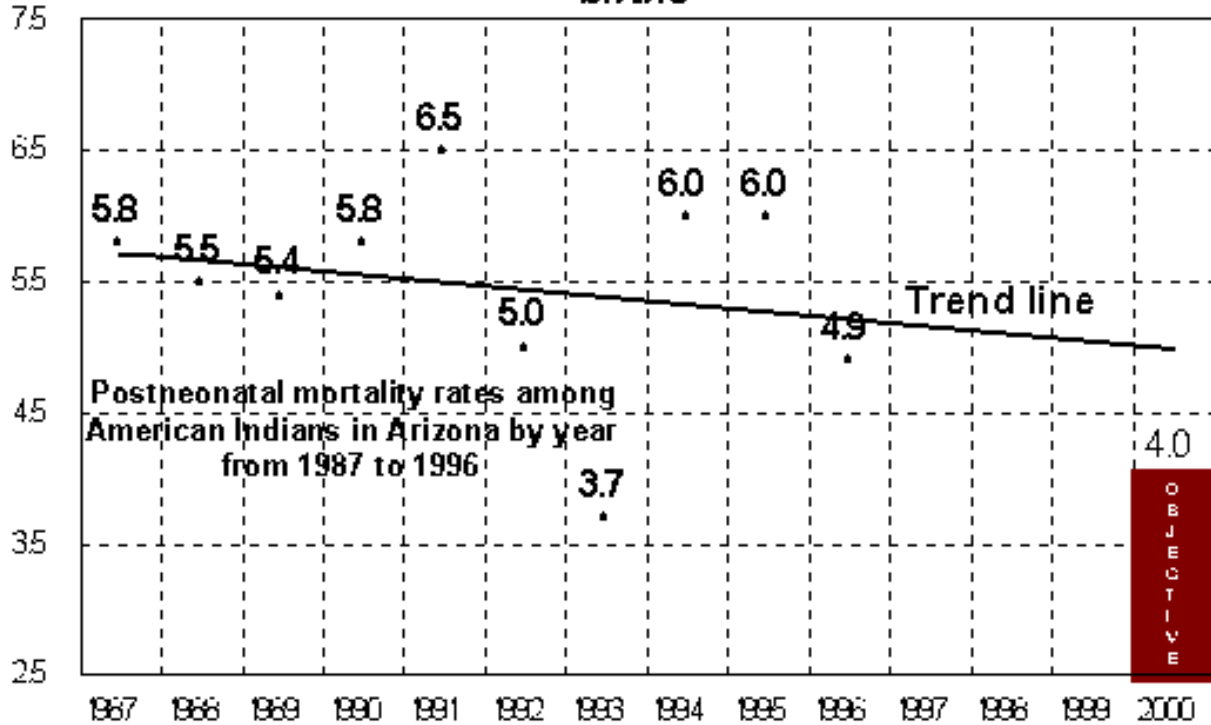
National Year 2000 Objective: *Reduce the rate of infant deaths to no more than 8.5 per 1,000 live births*



Source: Chapter 4 in *Arizona Health Status and Vital Statistics 1996*

1.3. Postneonatal Mortality

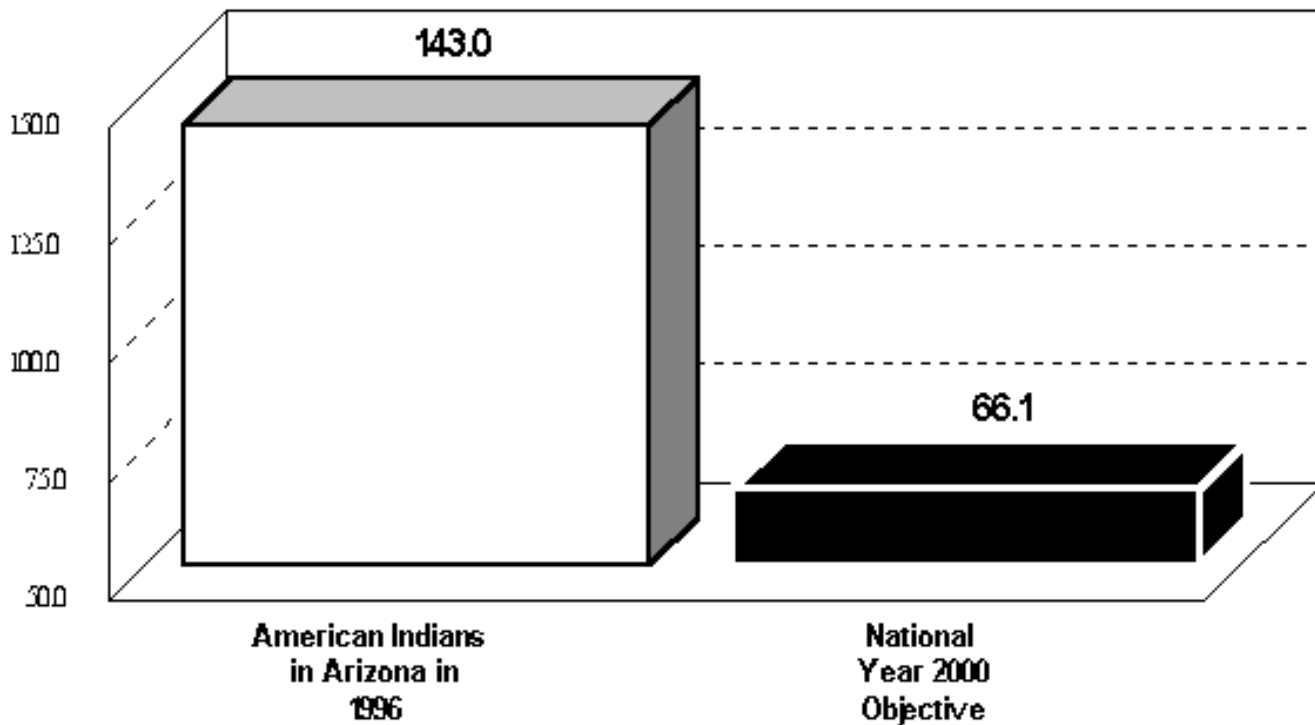
National Year 2000 Objective: *Reduce postneonatal mortality among American Indians to no more than 4 per 1,000 live births*



Source: Chapter 4 in *Arizona Health Status and Vital Statistics 1996*.

1.4. Mortality From Unintentional Injuries

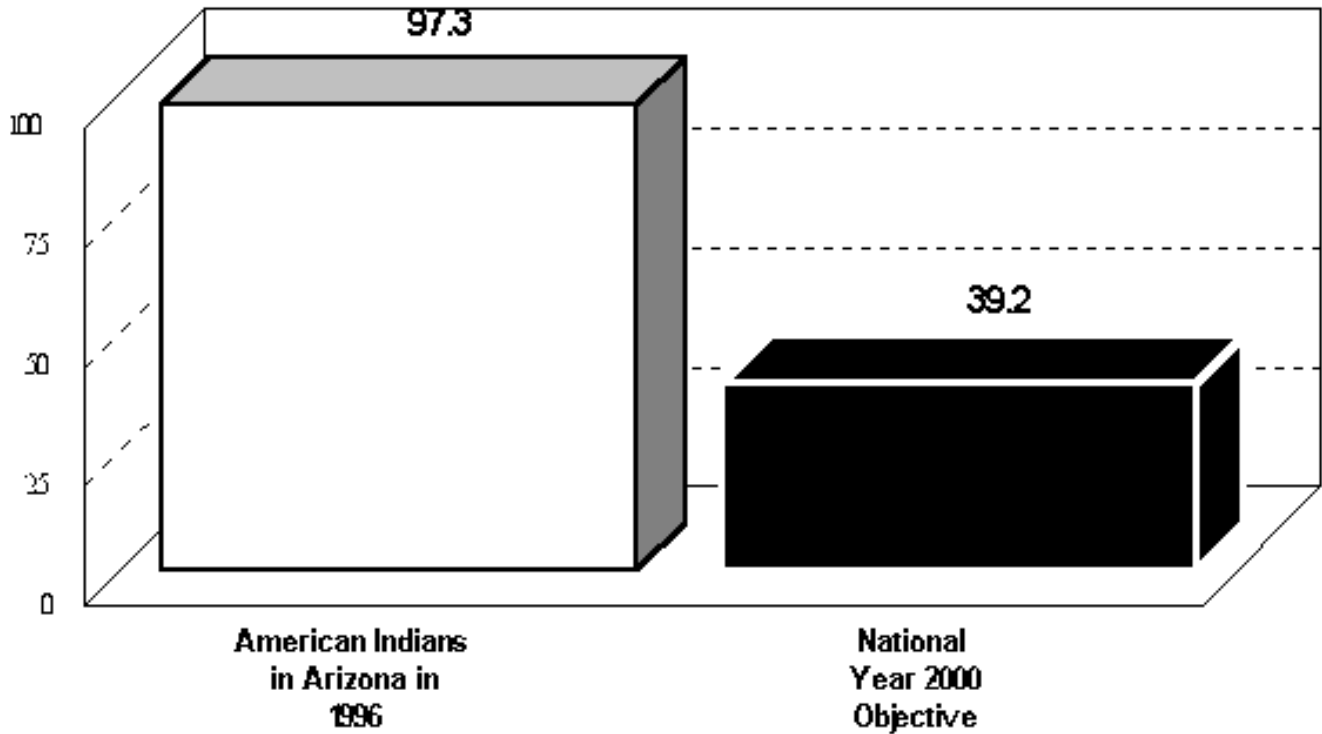
National Year 2000 Objective: *Reduce unintentional injury deaths among American Indians to no more than 66.1 per 100,000 (age-adjusted)*



Source: Chapter 4 in *Arizona Health Status and Vital Statistics 1996*

1.5. Mortality From Motor Vehicle-Related Injuries

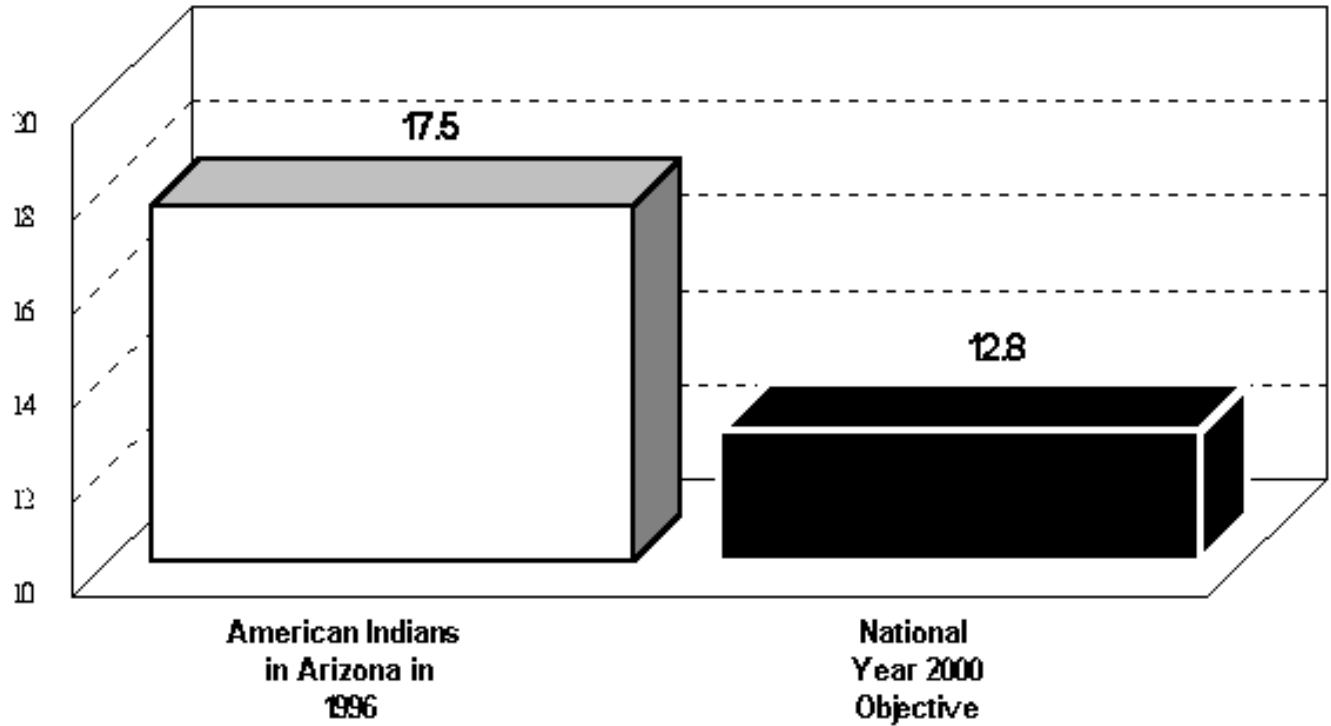
National Year 2000 Objective: *Reduce motor vehicle-related injury deaths among American Indians to no more than 39.2 per 100,000 (age-adjusted)*



Source: Chapter 4 in *Arizona Health Status and Vital Statistics 1996*.

1.6. Suicide Mortality

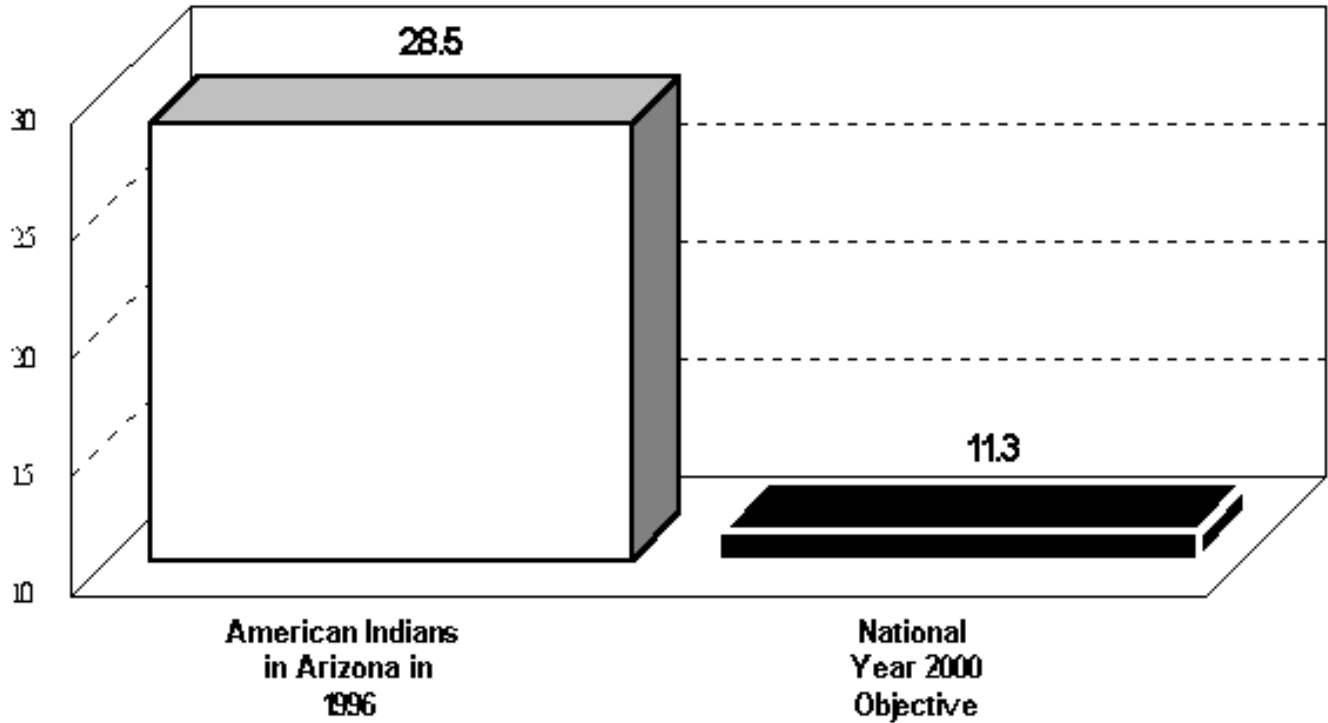
National Year 2000 Objective: *Reduce suicides among American Indians to no more than 12.8 per 100,000 (age-adjusted)*



Source: Table 2B-5 in *Arizona Health Status and Vital Statistics 1996*.

1.7. Homicide Mortality

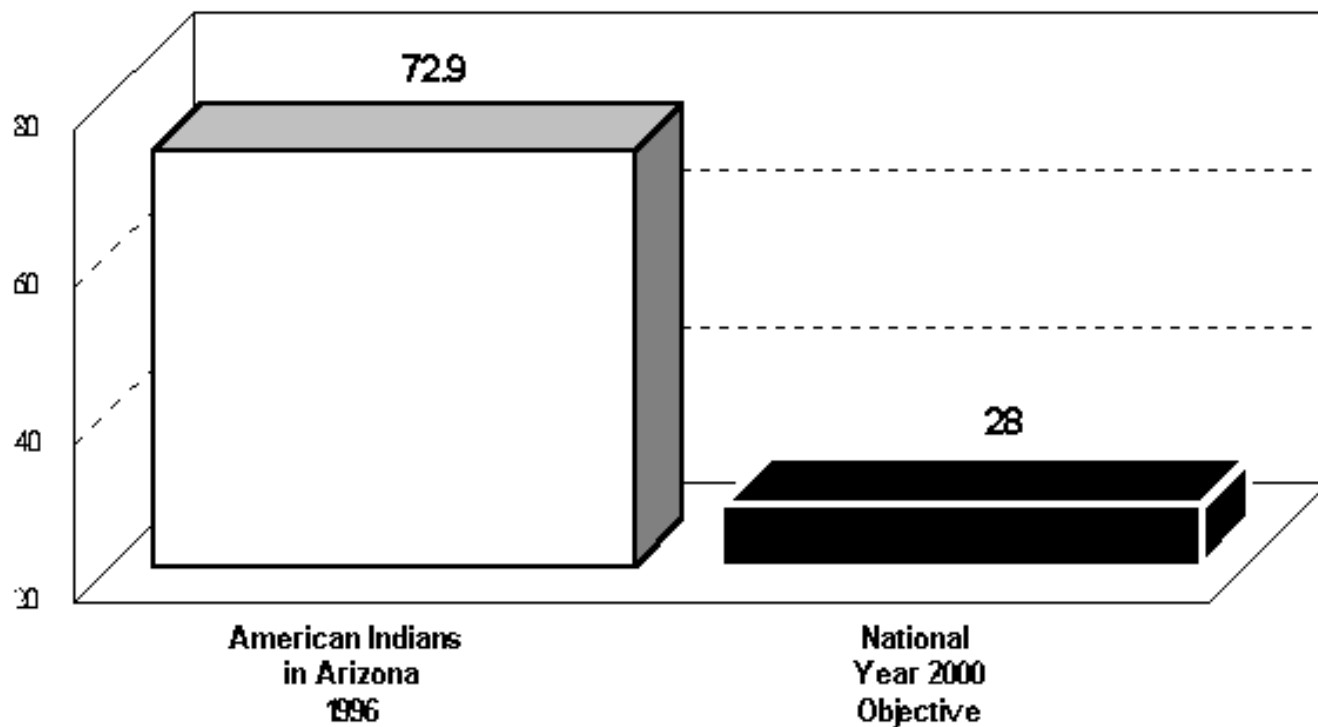
National Year 2000 Objective: *Reduce homicides among American Indians to no more than 11.3 per 100,000 (age-adjusted)*



Source: Table 2B-5 in *Arizona Health Status and Vital Statistics 1996*.

1.8. Mortality of Children 1-14 Years Old

National Year 2000 Objective: *Reduce death rates for children 1-14 years of age to no more than 28 per 100,000*

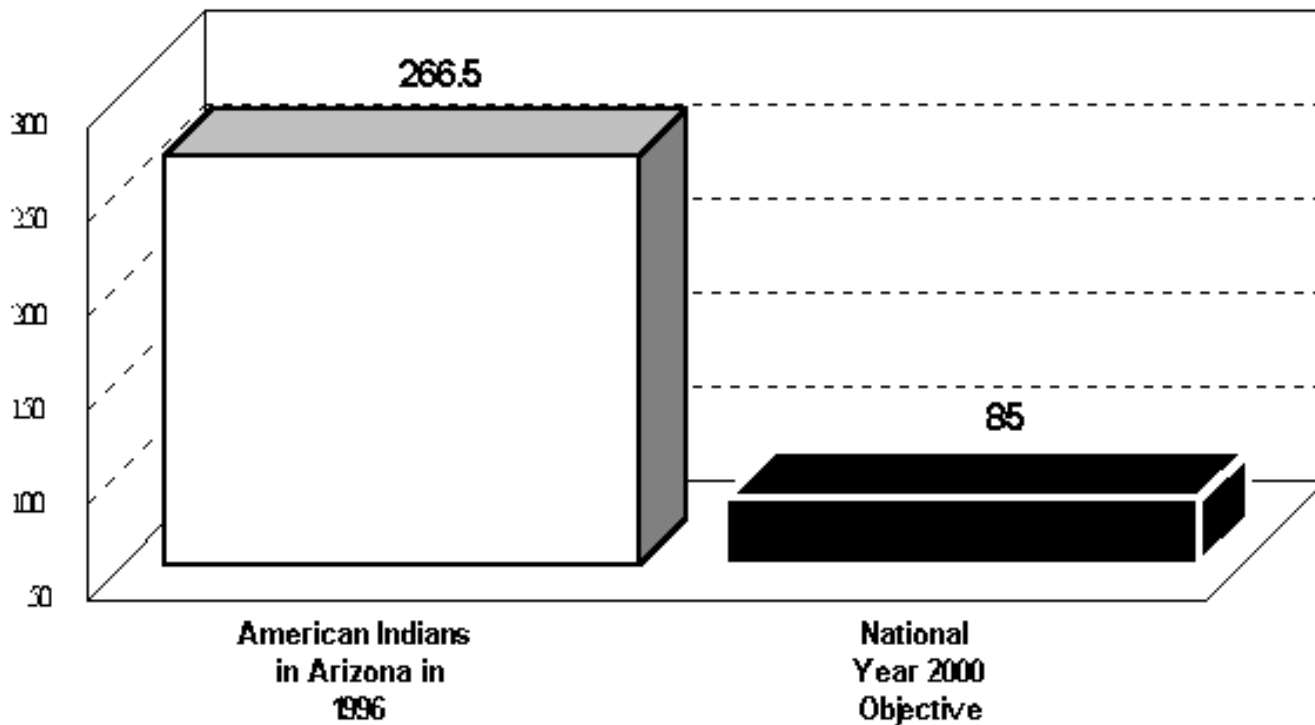


Source: Chapter 4 in *Arizona Health Status and Vital Statistics 1996*

1.9.

Mortality of Adolescents and Young Adults 15-24 Years Old

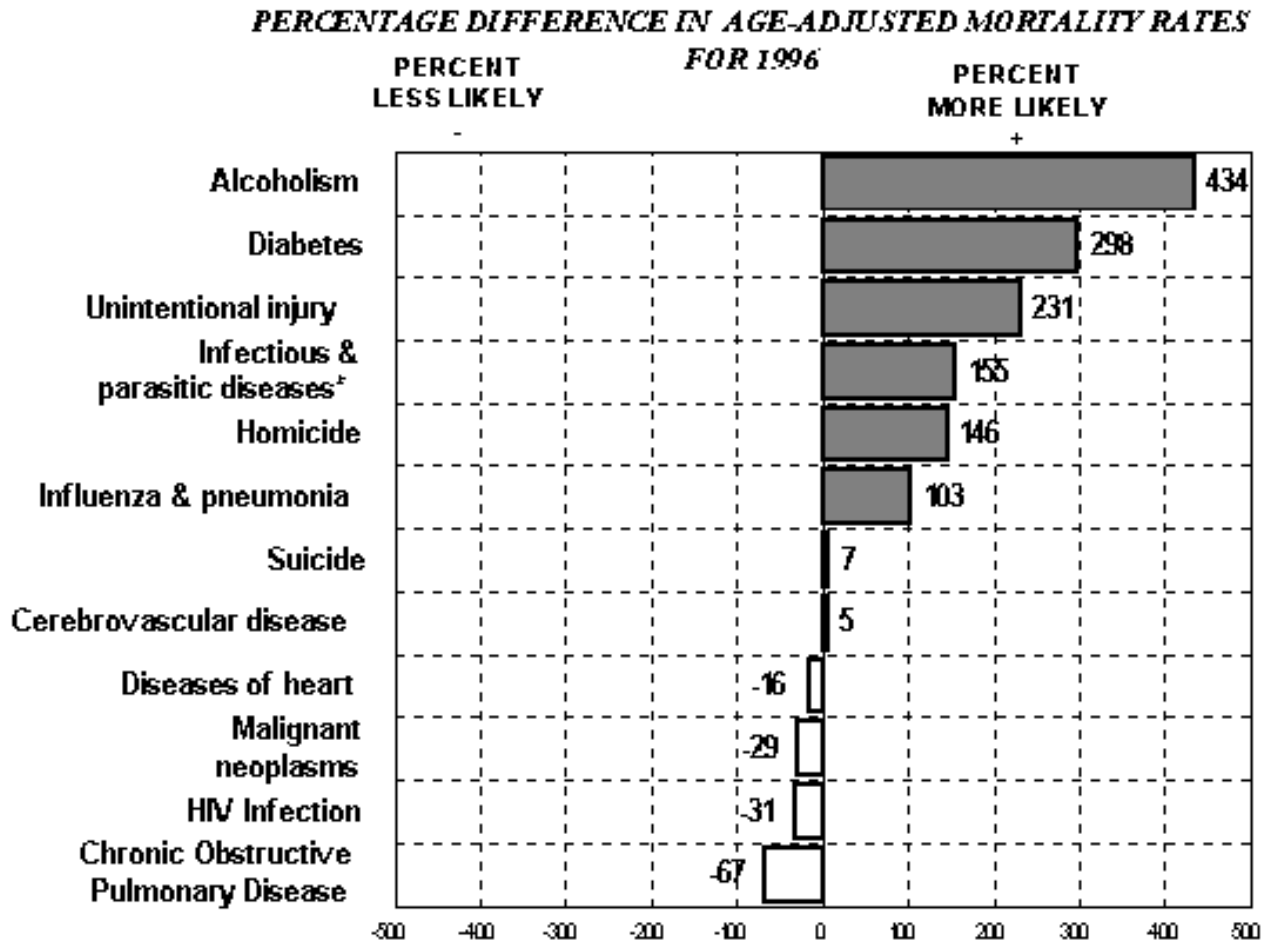
National Year 2000 Objective: *Reduce death rates for adolescents and young adults 15-24 years of age to no more than 185 per 100,000*



Source: Chapter 4 in *Arizona Health Status and Vital Statistics 1996*

2.1.

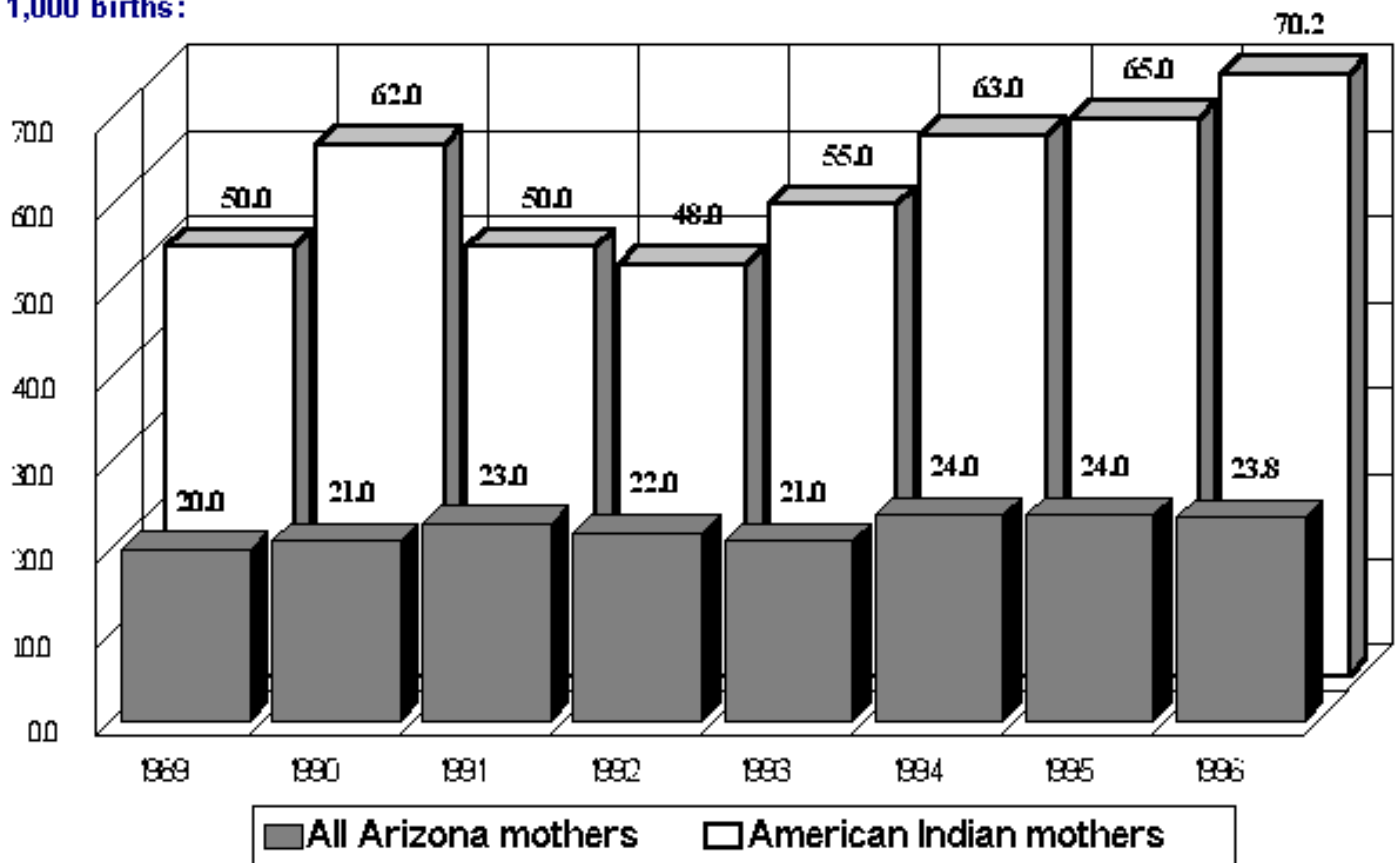
Causes From Which American Indians Are More Likely (+) Or Less Likely (-) to Die Relative to All Arizona Residents



*Excluding HIV infection.

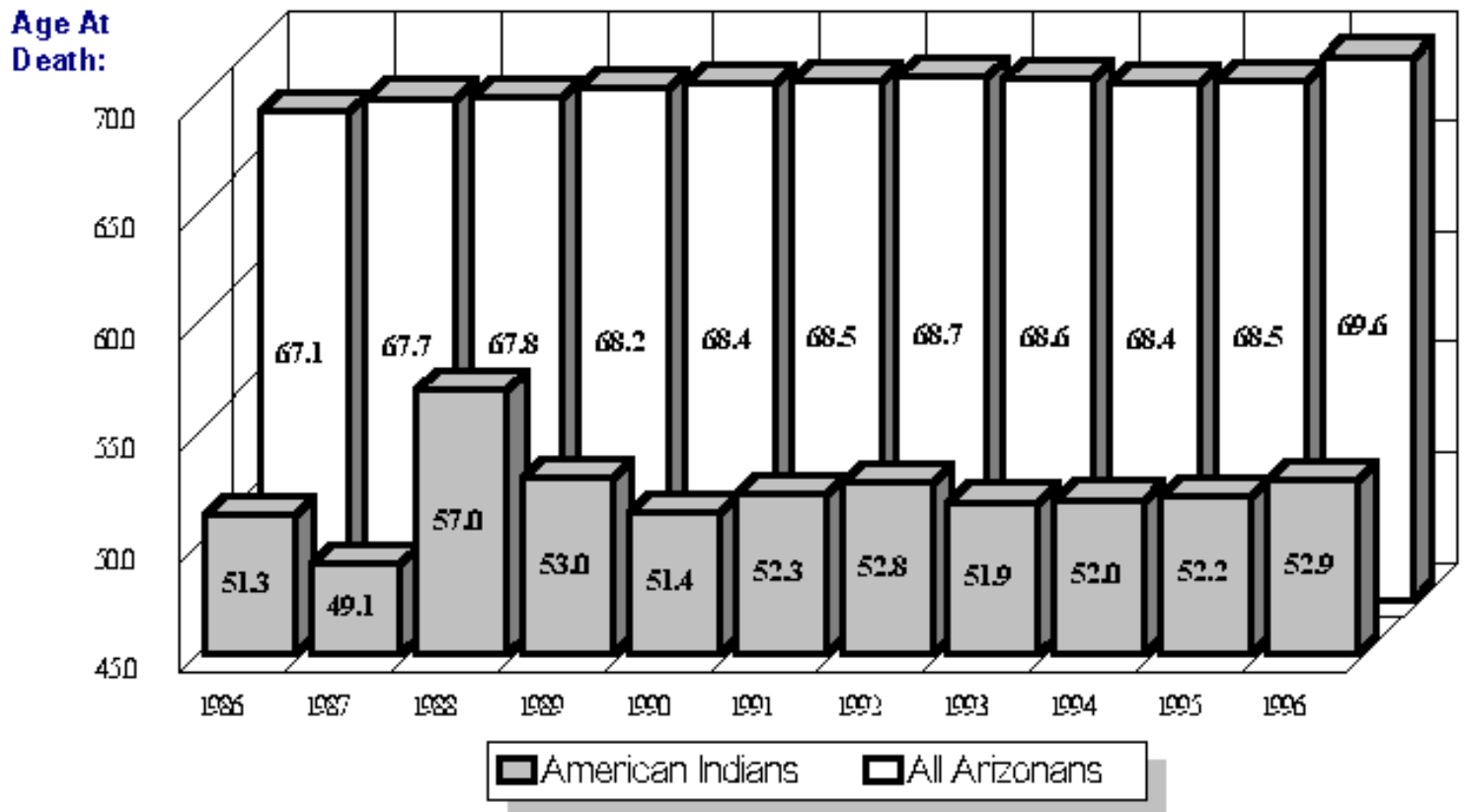
2.10. The Incidence of Diabetes During Pregnancy

Per 1,000 births:



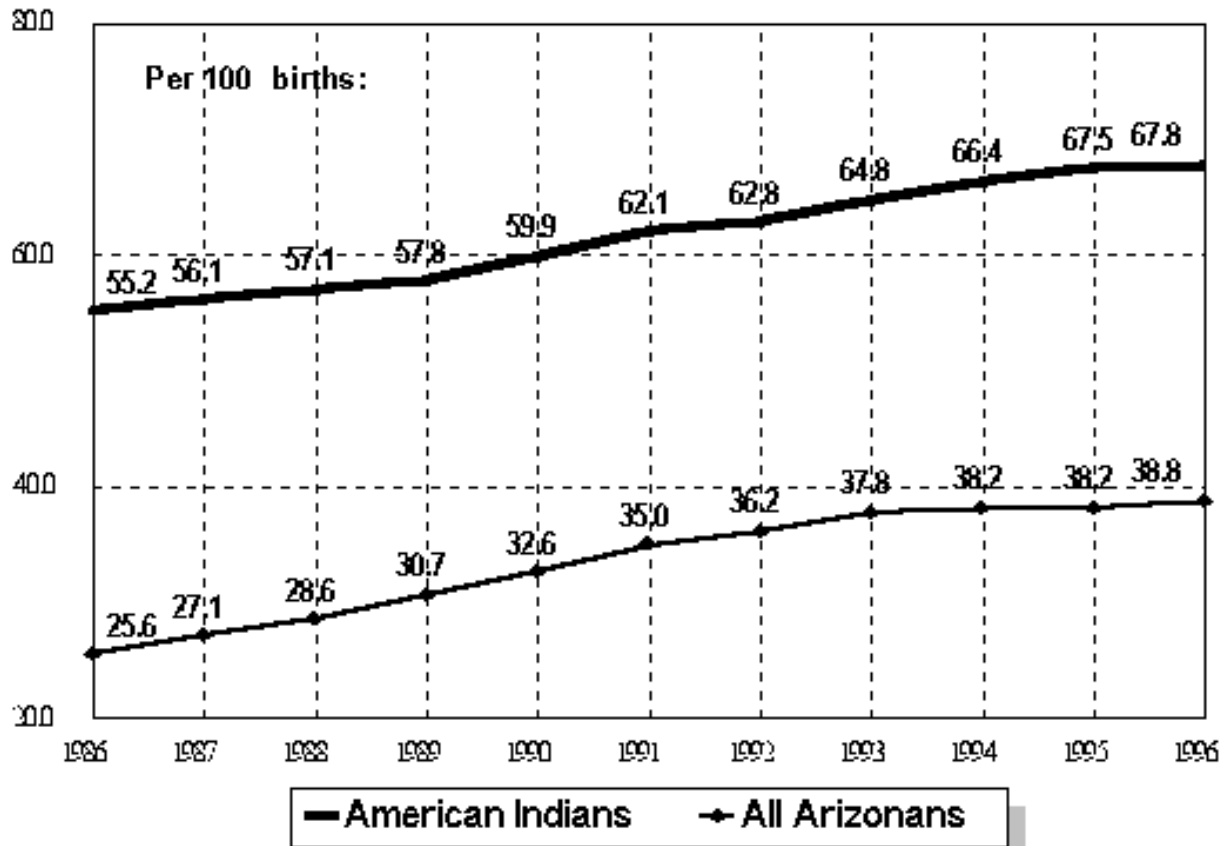
Source: Table 1B-26 in *Arizona Health Status and Vital Statistics 1996*.

2.2. Average Age At Death From All Causes Among American Indians and All Arizona Residents



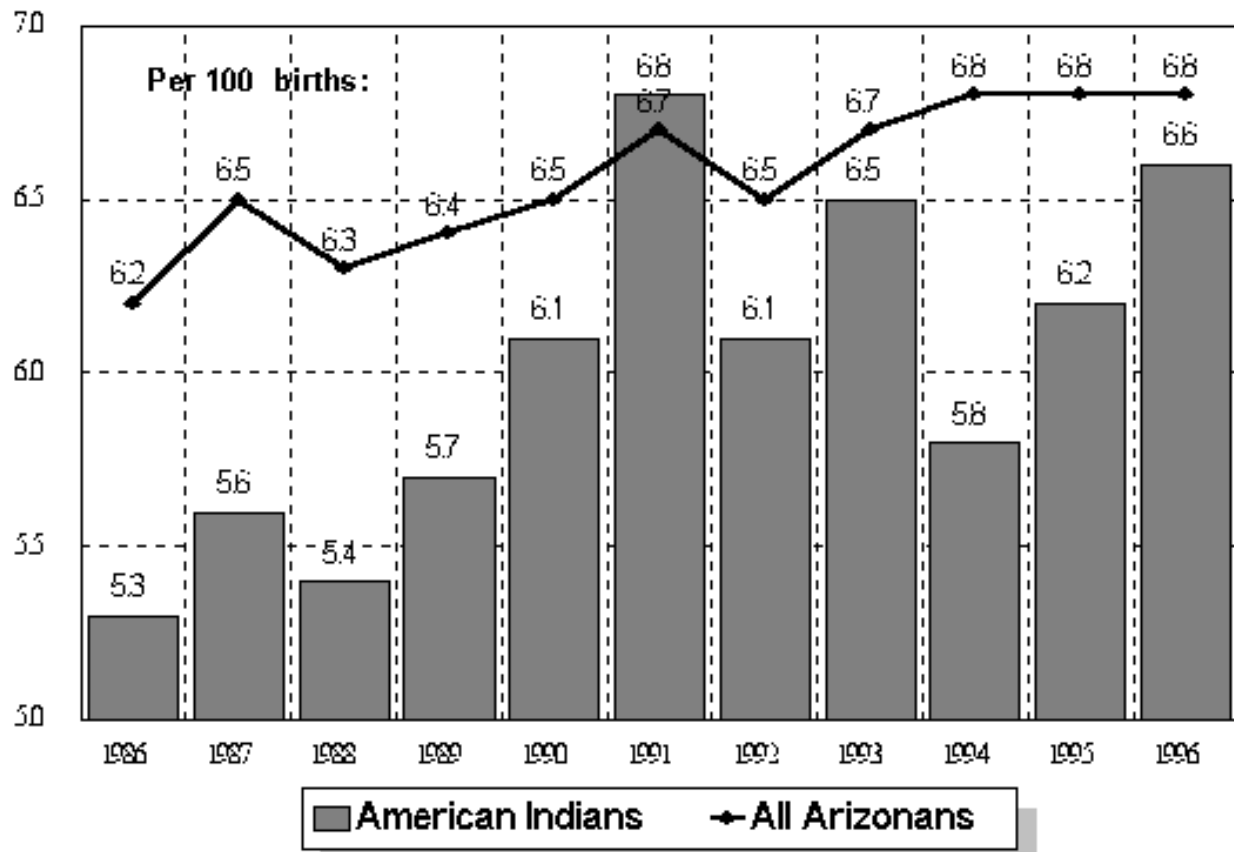
Source: Table 2D-1 in *Arizona Health Status and Vital Statistics 1996*

2.3. Nonmarital Births



Source: Table 1B-3 and Table 1B-14 in *Arizona Health Status and Vital Statistics 1996*

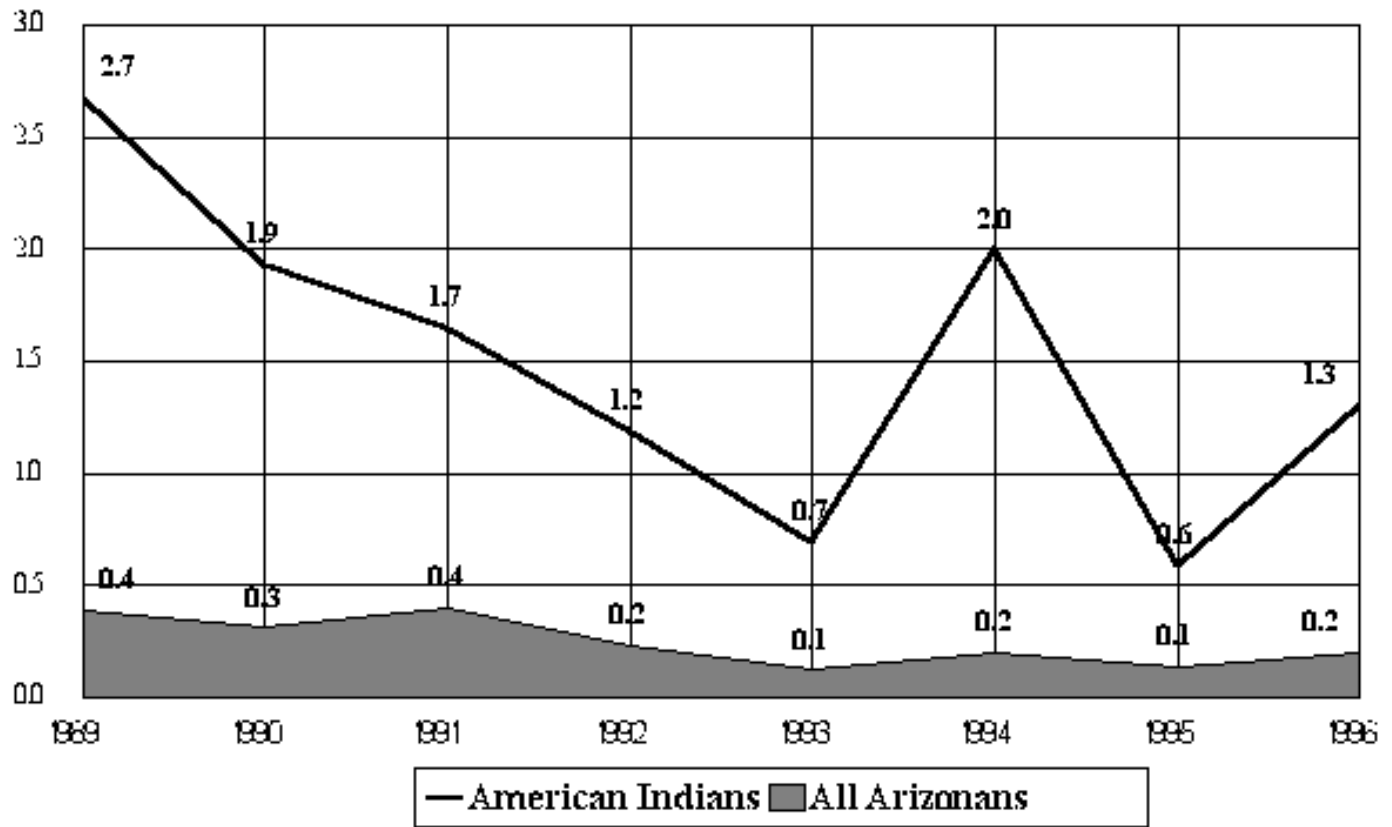
2.4. Low-Birthweight Births



Source: Table 1B-2 and Table 1B-14 in *Arizona Health Status and Vital Statistics 1995*.

2.5. The Incidence of Fetal Alcohol Syndrome

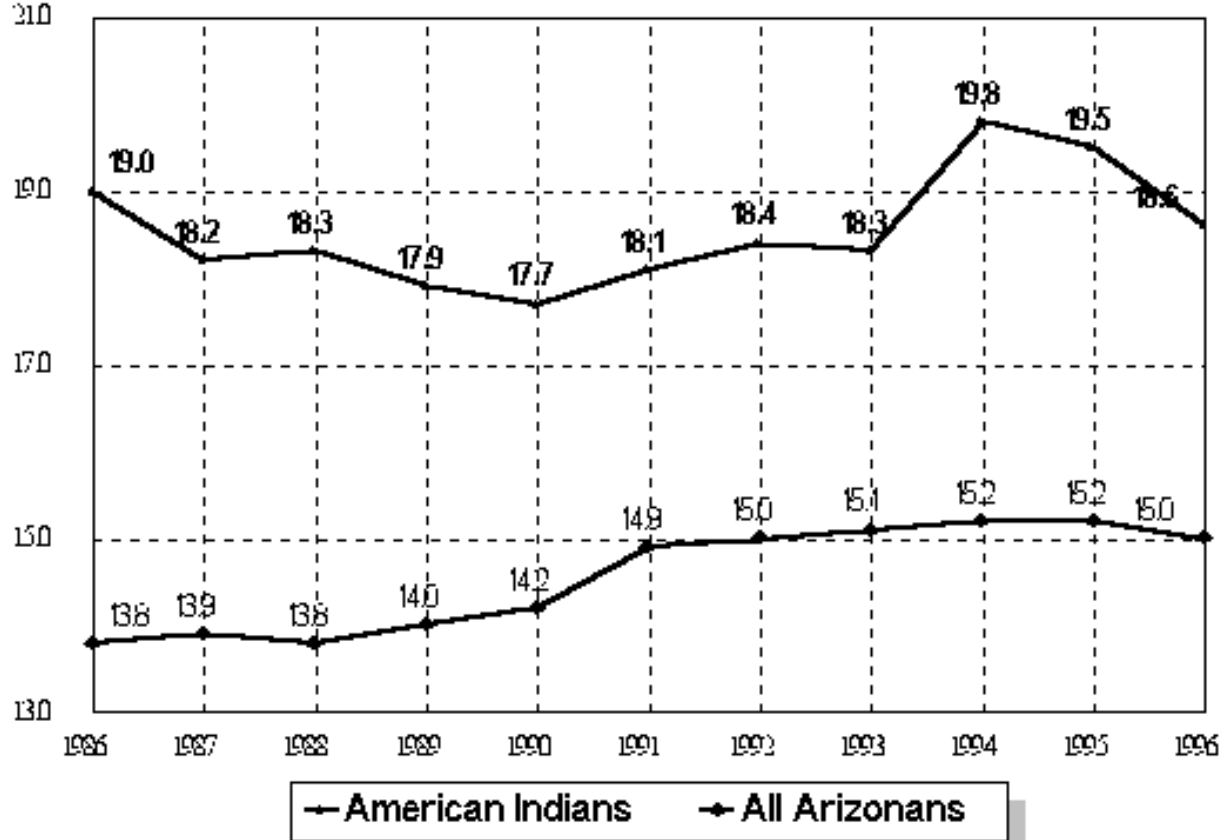
Per 1,000 live births



Source: Table 1B-26 in *Arizona Health Status and Vital Statistics 1996*.

2.6. Births to Teenage[†] Mothers

Per 100 births:

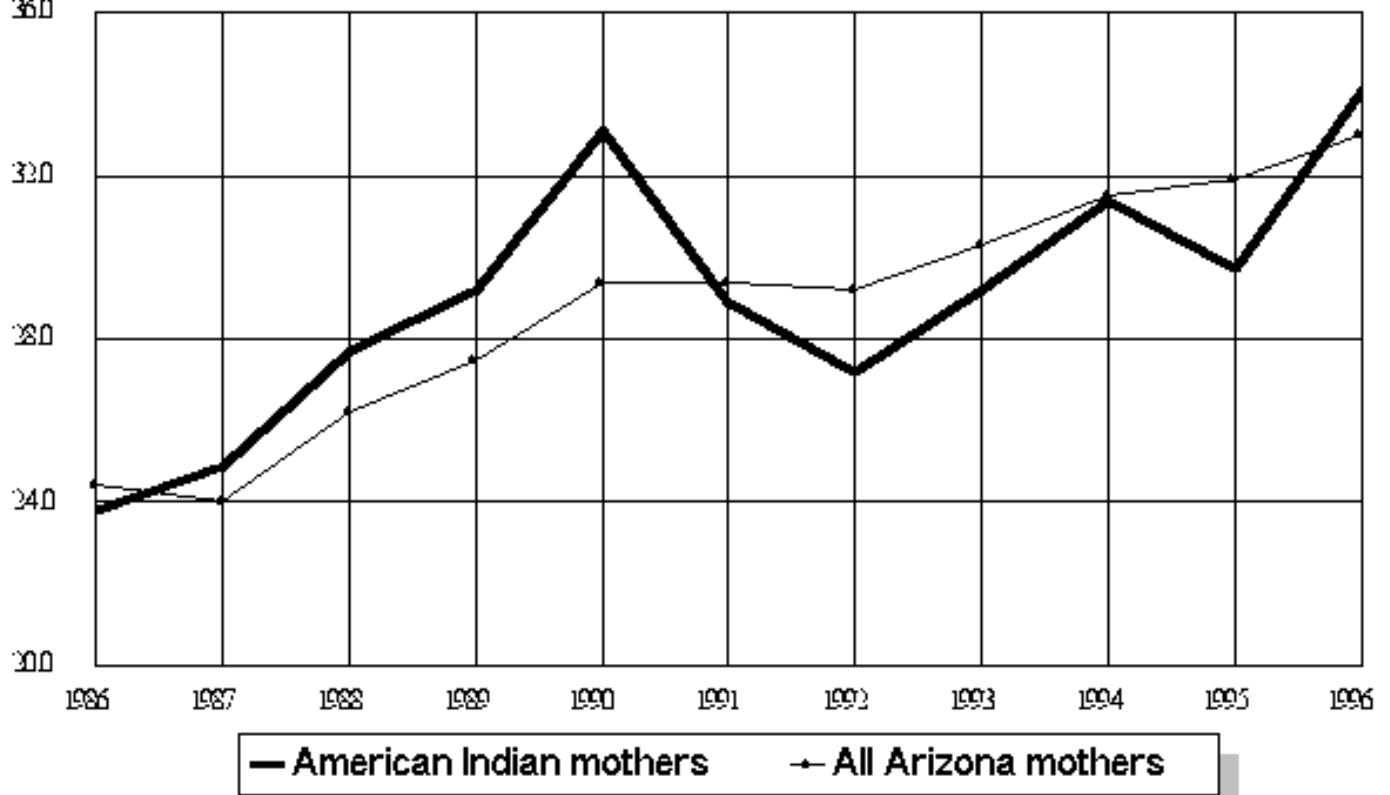


[†] 19 or younger.

Source: Table 1B-2 and Table 1B-14 in *Arizona Health Status and Vital Statistics 1996*.

2.7. Low-Birthweight Births to Mothers 30 Years or Older as a Percentage of All Low-Birthweight Births

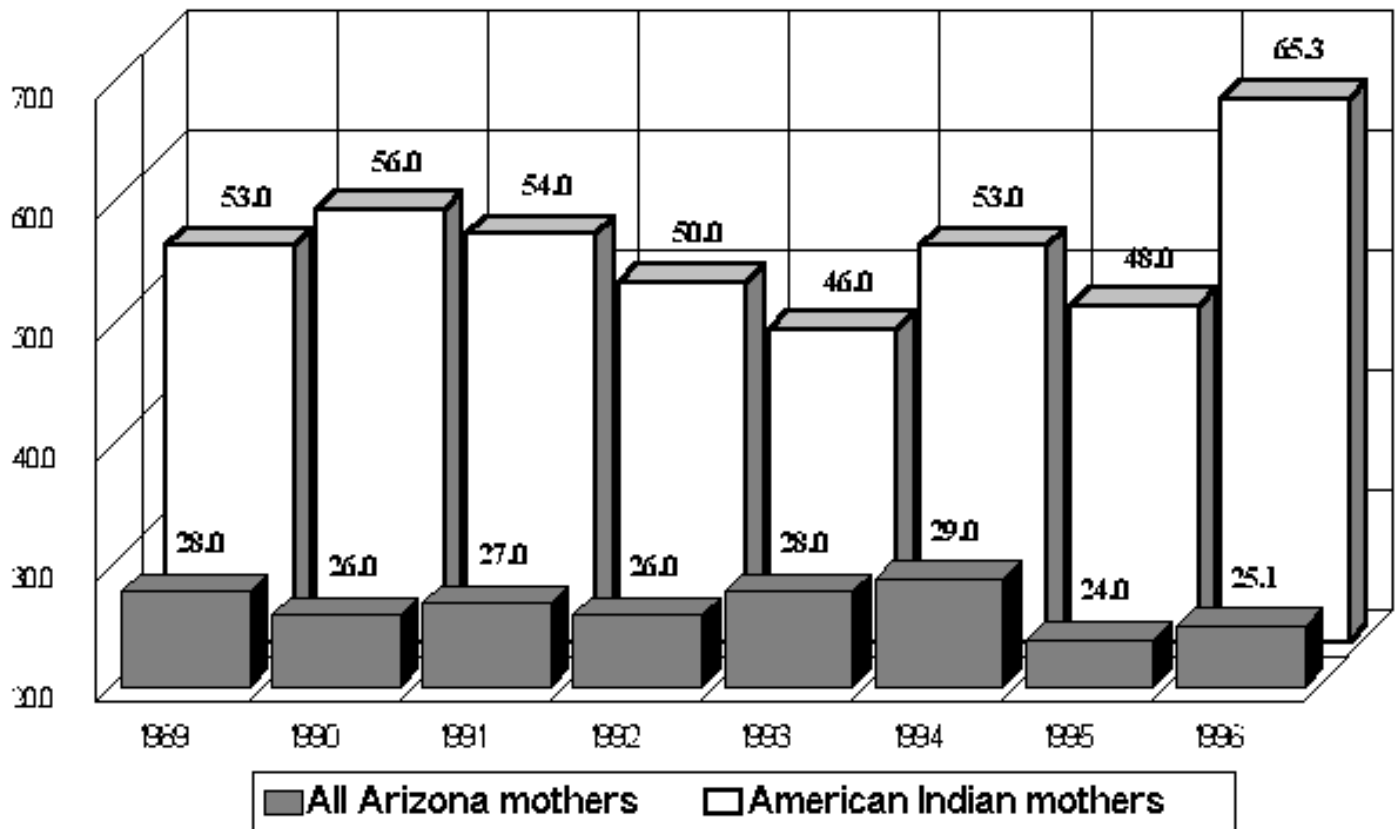
% of all LBW
births



Source: Tables 1B-3 and 1B-15 in *Arizona Health Status and Vital Statistics 1996*.

2.8. The Incidence of Pregnancy Associated Hypertension

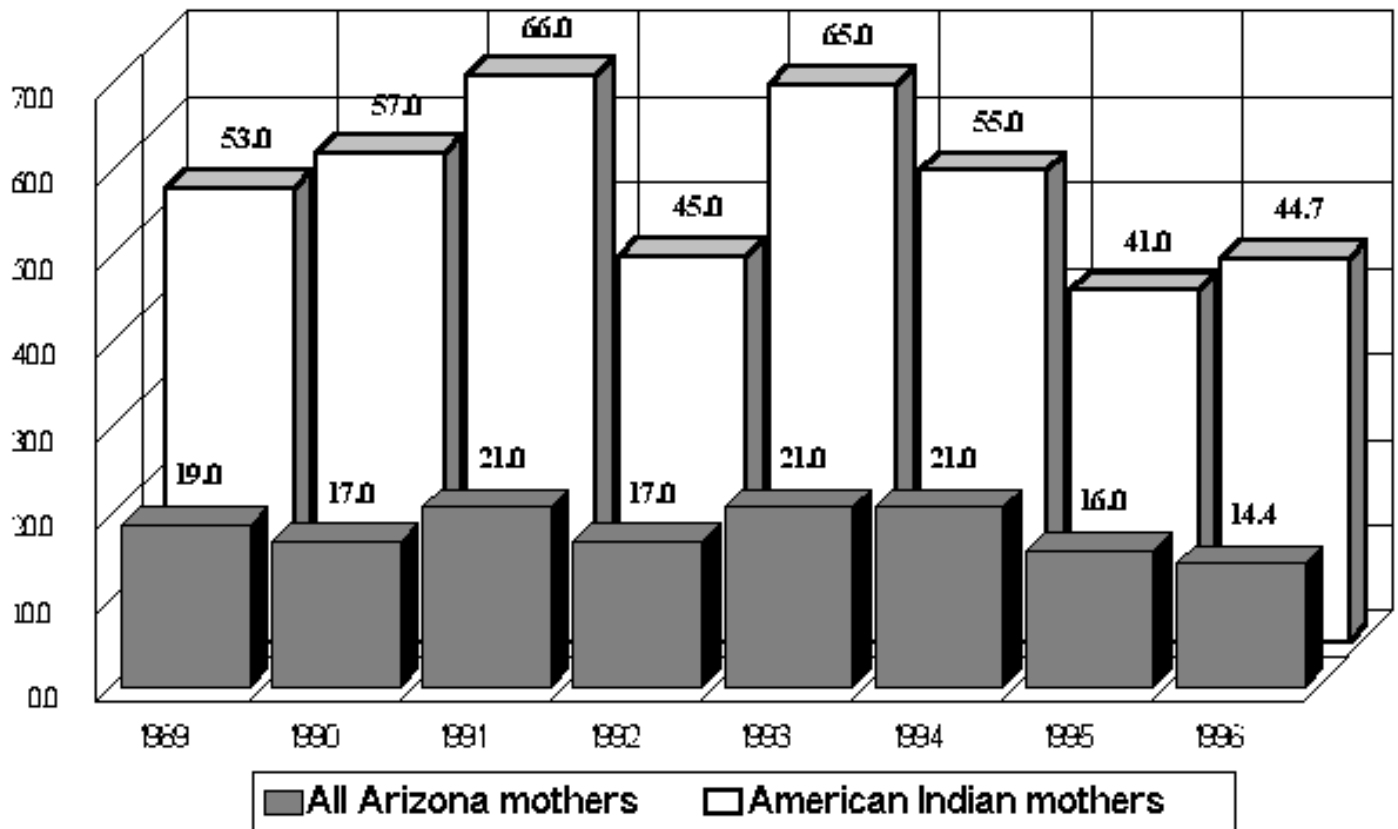
Per 1,000 births:



Source: Table 1B-26 in *Arizona Health Status and Vital Statistics 1996*.

2.9. The Incidence of Anemia During Pregnancy

Per 1,000 births:



Source: Table 1B-26 in *Arizona Health Status and Vital Statistics 1996*.

3.1 MATERNAL AGE

		TOTAL	AGE GROUP OF MOTHER									
			<15	15-17	18-19	20-24	25-29	30-34	35-39	40-44	45+	Un-known
TOTAL		5328	28	401	567	1674	1212	909	426	106	3	2
Resided on reservation:	COLORADO RIVER	17	0	1	2	6	4	0	4	0	0	0
	FORT APACHE	233	2	19	18	65	58	37	30	4	0	0
	FORT McDOWELL	33	0	7	6	7	6	7	0	0	0	0
	GILA RIVER	146	1	12	11	48	40	24	10	0	0	0
	HAVASUPAI	4	0	0	0	1	1	1	1	0	0	0
	HOPI	99	0	8	12	29	25	14	9	2	0	0
	HUALAPAI	25	0	1	2	7	4	9	2	0	0	0
	KAIBAB	1	0	0	0	1	0	0	0	0	0	0
	NAVAJO	1943	1	115	197	563	450	364	194	55	3	1
	SALT RIVER	26	0	4	9	6	3	3	1	0	0	0
	SAN CARLOS	177	2	17	27	51	33	30	15	2	0	0
	SAN XAVIER	10	0	0	1	5	1	3	0	0	0	0
	TOHONO O ODHAM	143	0	16	16	40	37	21	12	1	0	0
	Subtotal	2857	6	200	301	829	662	513	278	64	3	1
Resided off reservation	Subtotal	2471	22	201	266	845	550	396	148	42	0	1

1996 data.

3.10.

TRIMESTER OF PREGNANCY PRENATAL CARE BEGAN

		TOTAL	PRENATAL CARE				
			No Care	1st trimester	2nd trimester	3rd trimester	Unknown
TOTAL		5328	117	3126	1507	519	59
Resided on reservation:	COLORADO RIVER	17	0	6	7	3	1
	FORT APACHE	233	7	130	63	28	5
	FORT McDOWELL	33	0	20	7	4	2
	GILA RIVER	146	3	99	29	12	3
	HAVASUPAI	4	0	2	2	0	0
	HOPI	99	4	52	29	9	5
	HUALAPAI	25	1	15	6	3	0
	KAIBAB	1	0	0	0	1	0
	NAVAJO	1943	38	1137	568	188	12
	SALT RIVER	26	0	17	4	5	0
	SAN CARLOS	177	7	100	50	17	3
	SAN XAVIER	10	1	7	2	0	0
	TOHONO O'ODHAM	143	4	86	34	17	2
	Subtotal	2857	5	61671	801	287	33

Resided off reservation	Subtotal	2471	52	1455	706	232	26
1996 data.							

3.11. NUMBER OF PRENATAL VISITS

		TOTAL	NUMBER OF PRENATAL VISITS					Un- known
			No visits	1-4 visits	5-8 visits	9-12 visits	13+ visits	
TOTAL		5328	125	554	1406	2083	1007	153
Resided on reservation:	COLORADO RIVER	17	1	3	7	3	3	0
	FORT APACHE	233	8	32	62	70	45	16
	FORT McDOWELL	33	0	6	6	14	6	1
	GILA RIVER	146	3	14	29	64	29	7
	HAVASUPAI	4	0	1	1	2	0	0
	HOPI	99	4	11	26	36	17	5
	HUALAPAI	25	1	5	11	7	0	1
	KAIBAB	1	0	1	0	0	0	0
	NAVAJO	1943	39	213	539	732	385	35
	SALT RIVER	26	0	3	12	8	3	0
	SAN CARLOS	177	11	26	50	43	22	25
	SAN XAVIER	10	1	0	2	5	2	0
	TOHONO O'ODHAM	143	4	7	38	54	38	2
	Subtotal	2857	72	322	783	1038	550	92

Resided off reservation	Subtotal	2471	53	232	623	1045	457	61
1996 data.								

3.12. OBSTETRIC PROCEDURES

		TOTAL	OBSTETRIC PROCEDURES:*						
			Amniocentesis	Electro. Fetal Monit.	Induction of Labor	Stimulation of Labor	Tocolysis	Ultrasound	Other
TOTAL		4985	90	4315	1047	439	106	3427	544
Resided on reservation:	COLORADO RIVER	17	0	16	5	0	2	12	0
	FORT APACHE	210	0	199	34	3	6	170	3
	FORT McDOWELL	33	1	26	7	2	0	24	3
	GILA RIVER	145	8	137	38	1	3	125	85
	HAVASUPAI	4	0	4	2	2	0	4	0
	HOPI	84	2	75	22	9	2	53	3
	HUALAPAI	24	1	23	4	4	0	24	0
	KAIBAB	1	0	1	0	0	0	0	0
	NAVAJO	1748	22	1621	317	181	30	1046	40
	SALT RIVER	26	1	18	8	1	0	20	3
	SAN CARLOS	159	3	106	29	20	5	145	27
	SAN XAVIER	9	0	7	4	2	0	6	3
	TOHONO O'ODHAM	139	3	132	42	15	1	129	22
		Subtotal	2599	41	2365	512	240	49	1758
Resided off reservation	Subtotal	2386	49	1950	535	199	57	1669	355

*More than one may be reported on a birth certificate.
1996 data.

3.13. COMPLICATIONS OF LABOR AND DELIVERY

		TOTAL	COLORADO RIVER	FORT APACHE	FORT McDOWELL	GILA RIVER	HAVASUPAI	HOPI	HUALAPAI	KAIBAB	NAVAJO	SALT RIVER	SAN CARLOS	SAN XAVIER	TOHONO O'DHAM	Subtotal
TOTAL		2148	6	107	12	61	3	35	10	1	713	12	58	4	82	1044
COMPLICATIONS OF LABOR AND DELIVERY*	Febrile	50	0	1	0	0	0	0	0	0	21	1	1	0	0	26
	Meconium	287	0	15	2	3	0	8	2	0	86	4	7	0	22	138
	Rupture of Membrane	285	1	2	2	2	1	4	0	0	136	4	10	1	8	114
	Abruptio Placenta	24	0	1	0	0	0	0	1	0	10	1	1	0	1	9
	Placenta Previa	19	0	0	0	0	0	1	0	0	7	0	1	1	0	9
	Other Bleeding	111	0	0	0	1	0	9	0	0	72	0	3	0	2	24
	Seizures	3	0	0	0	0	0	0	0	0	0	0	0	0	0	3
	Precipitous Labor	73	0	0	0	0	0	0	1	0	1	53	0	1	0	16
	Prolonged Labor	96	0	3	0	0	0	1	2	0	0	58	1	3	0	24
	Dysfunctional Labor	142	1	2	0	0	0	1	2	0	0	92	0	3	1	40
	Breech Malpresentation	180	1	1	0	4	0	0	3	3	0	74	1	6	0	82
	Cephalopelvic Disp.	58	0	4	0	6	0	0	0	0	0	17	0	1	0	29
	Cord Prolapse	14	0	1	0	0	0	0	0	0	0	6	0	1	0	6
	Anesthetic Complic.	1	0	0	0	0	0	0	0	0	0	0	0	0	0	1
	Fetal Distress	120	1	1	0	6	0	2	2	2	0	51	0	5	0	51
Other	1228	4	86	12	46	3	13	7	1	235	9	32	1	57	722	

*More than one may be reported on a birth certificate.
1996 data.

3.14. METHOD OF DELIVERY

		TOTAL	METHOD OF DELIVERY:*					Forceps	Vacuum
			Vaginal	Vaginal after C-section	Primary C-Section	Repeat C-Section			
TOTAL		5321	4355	243	450	273	65	108	
Resided on reservation:	COLORADO RIVER	17	12	1	4	0	1	1	
	FORT APACHE	233	202	6	16	9	1	13	
	FORT McDOWELL	33	26	3	3	1	1	0	
	GILA RIVER	146	122	1	17	6	2	7	
	HAVASUPAI	4	4	0	0	0	0	0	
	HOPI	99	86	4	6	4	0	2	
	HUALAPAI	25	18	1	4	2	0	1	
	KAIBAB	1	1	0	0	0	0	0	
	NAVAJO	1943	1611	114	137	83	13	19	
	SALT RIVER	26	21	2	2	1	0	1	
	SAN CARLOS	176	140	11	13	12	5	6	
	SAN XAVIER	10	8	0	1	1	0	1	
	TOHONO O'ODHAM	143	119	7	6	11	1	0	
		Subtotal	2855	2370	150	209	130	24	51

Resided off reservation	Subtotal	2466	1985	93	241	143	41	57
--------------------------------	-----------------	------	------	----	-----	-----	----	----

*More than one may be reported on a birth certificate.
1996 data.

3.15. ATTENDANT AT BIRTH

		TOTAL	ATTENDANT					Other	Unknown
			M.D.	C.N. M.	Hospital admin.	D. O.			
TOTAL		5328	2917	2086	3	271	41	10	
Resided on reservation:	COLORADO RIVER	17	15	2	0	0	0	0	
	FORT APACHE	233	212	4	0	15	2	0	
	FORT McDOWELL	33	16	13	0	3	1	0	
	GILA RIVER	146	100	19	0	27	0	0	
	HAVASUPAI	4	2	2	0	0	0	0	
	HOPI	99	48	46	0	4	1	0	
	HUALAPAI	25	17	0	0	7	1	0	
	KAIBAB	1	1	0	0	0	0	0	
	NAVAJO	1943	652	1210	1	61	14	5	
	SALT RIVER	26	9	17	0	0	0	0	
	SAN CARLOS	177	167	9	0	1	0	0	
	SAN XAVIER	10	8	0	0	0	2	0	
	TOHONO O'ODHAM	143	109	29	0	1	4	0	
	Subtotal	2857	1356	1351	1	119	25	5	

Resided off reservation	Subtotal	2471	1561	735	2	152	16	5
1996 data.								

3.16. GESTATIONAL AGE

		TOTAL	LENGTH OF GESTATION				
			<37 weeks	37 weeks	38-41	42+	Unknown
TOTAL		5328	488	411	4315	94	20
Resided on reservation:	COLORADO RIVER	17	3	1	13	0	0
	FORT APACHE	233	30	17	182	3	1
	FORT McDOWELL	33	5	0	27	0	1
	GILA RIVER	146	10	13	123	0	0
	HAVASUPAI	4	2	1	1	0	0
	HOPI	99	8	8	82	0	1
	HUALAPAI	25	3	4	18	0	0
	KAIBAB	1	0	0	1	0	0
	NAVAJO	1943	138	124	1631	47	3
	SALT RIVER	26	3	0	23	0	0
	SAN CARLOS	177	26	17	131	3	0
	SAN XAVIER	10	1	1	8	0	0
	TOHONO O'ODHAM	143	15	17	110	1	0
		Subtotal	2857	244	203	2350	54
Resided off reservation	Subtotal	2471	244	208	1965	40	14

1996 data.

3.17. WEIGHT AT BIRTH

		TOTAL	BIRTHWEIGHT			
			<2500g	2500g-3999g	4000g+	Un-known
TOTAL		5328	354	4422	548	4
Resided on reservation:	COLORADO RIVER	17	1	14	2	0
	FORT APACHE	233	23	192	18	0
	FORT McDOWELL	33	0	25	8	0
	GILA RIVER	146	8	124	14	0
	HAVASUPAI	4	1	2	1	0
	HOPI	99	8	86	5	0
	HUALAPAI	25	3	22	0	0
	KAIBAB	1	0	1	0	0
	NAVAJO	1943	108	1645	189	1
	SALT RIVER	26	1	24	1	0
	SAN CARLOS	177	14	142	21	0
	SAN XAVIER	10	0	8	2	0
	TOHONO O'ODHAM	143	11	118	14	0
	Subtotal	2857	178	2403	275	1
Resided off reservation	Subtotal	2471	176	2019	273	3

1996 data.

3.18.
ABNORMAL CONDITIONS OF THE NEWBORN

	TOTAL	COLORADO RIVER	FORT APACHE	FORT McDOWELL	GILA RIVER	HAVASUPAI	HOPI	HUALAPAI	NAVAJO	SALT RIVER	SAN CARLOS	SAN XAVIER	TOHONO O ODHAM	Subtotal
TOTAL	493	5	32	3	21	1	10	4	117	1	19	2	9	269
ABNORMAL CONDITIONS OF THE NEWBORN*	Anemia	11	0	0	0	1	0	0	1	6	0	1	0	2
	Birth Injury	10	0	0	0	0	0	0	2	0	1	0	0	7
	Fetal Alcohol Syndrome	7	0	1	0	0	0	0	1	0	2	1	0	2
	Membrane Disease	13	0	0	0	1	0	0	0	5	0	0	0	7
	Meconium Aspiration	15	0	1	0	1	0	0	0	5	0	0	0	8
	Assisted Vent.<30 min	56	1	0	0	1	0	0	1	26	0	1	1	25
	Assisted Vent.>30 min.	39	0	0	0	1	0	0	3	17	0	2	0	16
	Seizures	3	0	0	0	0	0	0	0	2	0	1	0	0
	Other	389	5	31	3	18	1	10	2	69	1	14	1	9

*More than one may be reported on a birth certificate.
1996 data.

3.19. CONGENITAL ANOMALIES (BIRTH DEFECTS)

		TOTAL	COLORADO RIVER	FORT APACHE	GILA RIVER	HOPI	HUALAPAI	NAVAJO	SALT RIVER	SAN CARLOS	TOHONO O'ODHAM	Subtotal
TOTAL		137	3	9	1	2	2	36	2	4	6	72
BIRTH DEFECTS: *	Anencephalus	1	0	0	0	0	0	1	0	0	0	0
	Spina Bifida	1	0	0	0	0	0	0	0	0	0	1
	Hydrocephalus	3	0	0	0	0	0	0	0	0	0	3
	Microcephalus	1	0	0	0	0	0	1	0	0	0	0
	Other CNS Anomaly	1	0	0	0	0	0	1	0	0	0	0
	Heart Malformations	3	0	0	0	0	1	0	0	1	0	1
	Other Resp./ Circulatory	20	0	3	0	0	0	1	1	1	0	14
	Fistula/Esoph. Atresia	1	0	1	0	0	0	0	0		0	0
	Omphalocele	1	0	0	0	0	0	1	0	0	0	
	Other Gastrointestinal	1	0	0	0	0	0	1	0	0	0	0
	Malformed Genitalia	2	0	0	0	0	0	1	0	0	0	1
	Renal Agenesis	1	0	0	0	0	0	0	0	0	0	1
	Other Urogenital	2	0	0	0	0	0	1	0	0	0	1
	Cleft Lip/ Palate	7	0	0	0	1	0	4	0	1	0	1
Polydactyly	5	0	0	0	0	0	0	5	0	0	0	

Club Foot	2	1	0	0	0	0	1	0	0	0	0
Diaphragmatic Hernia	2	0	0	0	0	0	2	0	0	0	0
Other Muscoskeletal	4	1	0	0	0	0	2	0	0	0	1
Down's Syndrome	2	0	0	0	0	1	1	0	0	0	0
Other Chromosomal	3	0	0	0	1	0	1	0	0	0	1
Other	85	1	7	1	0	0	12	1	2	6	55

1996 data.

3.2.

EDUCATIONAL ATTAINMENT OF MOTHER

		TOTAL	MOTHER'S EDUCATION						Un- known
			< 8	8	9-11	12	13-16	17 +	
TOTAL		5328	81	191	1574	2057	1285	49	91
Resided on reservation:	COLORADO RIVER	17	0	0	4	7	5	0	1
	FORT APACHE	233	5	5	84	93	42	1	3
	FORT McDOWELL	33	1	2	15	8	7	0	0
	GILA RIVER	146	2	13	54	40	24	0	13
	HAVASUPAI	4	0	0	1	2	1	0	0
	HOPI	99	0	0	26	45	26	0	2
	HUALAPAI	25	0	0	7	15	2	0	1
	KAIBAB	1	0	0	0	1	0	0	0
	NAVAJO	1943	34	34	530	818	471	20	36
	SALT RIVER	26	0	2	11	10	3	0	0
	SAN CARLOS	177	1	1	69	70	32	1	3
	SAN XAVIER	10	0	0	3	3	4	0	0
	TOHONO O' ODHAM	143	2	6	64	54	16	0	1
		Subtotal	2857	45	63	868	1166	633	22
Resided off reservation	Subtotal	2471	36	128	706	891	652	27	31

1996 data.

3.20 CAUSES OF INFANT DEATH

	TOTAL,	AK CHIN	FORT APACHE	GILA RIVER	HUALAPAI	KAIBAB	NAVAJO	SALT RIVER	SAN CARLOS	TOHONO O'ODHAM	Resided off reservation
TOTAL, ALL CAUSES	50	1	4	1	1	1	15	1	3	4	19
CONDITIONS ORIGINATING IN THE PERINATAL PERIOD	15	1	1	0	1	0	5	0	0	0	7
-Low birthweight/ short gestation	3	0	1	0	0	0	0	0	0	0	2
-Respiratory distress syndrome	1	0	0	0	0	0	1	0	0	0	0
-Other respiratory condition	3	0	0	0	1	0	0	0	0	0	2
-Intrauterine hypoxia or birth asphyxia	1	1	0	0	0	0	0	0	0	0	0
-Other perinatal conditions	7	0	0	0	0	0	4	0	0	0	3
CONGENITAL ANOMALIES	11	0	2	0	0	0	3	0	0	1	5
-Heart and/or circulatory system	3	0	1	0	0	0	1	0	0	1	0
-respiratory system	1	0	0	0	0	0	1	0	0	0	0
-Brain, spinal cord or nervous system	2	0	0	0	0	0	1	0	0	0	1

Other anomalies	5	0	1	0	0	0	0	0	0	0	4
SUDDEN INFANT DEATH SYNDROME (SIDS)	5	0	0	0	0	0	0	0	1	2	2
UNINTENTIONAL INJURY	6	0	0	1	0	0	3	0	0	1	1
PNEUMONIA & INFLUENZA	1	0	0	0	0	0	1	0	0	0	0
ALL OTHER CAUSES	12	0	1	0	0	1	3	1	2	0	4

1996 data.

3.3. MARITAL STATUS OF MOTHER

		TOTAL	MARITAL STATUS		
			Unmarried	Married	Unknown
TOTAL		5328	3614	1713	1
Resided on reservation:	COLORADO RIVER	17	12	5	0
	FORT APACHE	233	137	96	0
	FORT McDOWELL	33	25	8	0
	GILA RIVER	146	120	26	0
	HAVASUPAI	4	2	2	0
	HOPI	99	77	22	0
	HUALAPAI	25	16	9	0
	KAIBAB	1	1	0	0
	NAVAJO	1943	1302	641	0
	SALT RIVER	26	20	6	0
	SAN CARLOS	177	116	61	0
	SAN XAVIER	10	7	3	0
	TOHONO O'ODHAM	143	123	20	0
	Subtotal	2857	1958	899	0
Resided off reservation	Subtotal	2471	1656	814	1

1996 data.

3.4. RACE/ETHNICITY OF FATHER

		TOTAL	ETHNICITY OF FATHER					Asian	Un- known
			Non- Hispanic White	Hispanic	Black	Native American			
TOTAL		5328	260	257	38	2269	19	2485	
Resided on reservation:	COLORADO RIVER	17	0	3	0	3	0	11	
	FORT APACHE	233	3	2	0	140	0	88	
	FORT McDOWELL	33	0	0	0	11	0	22	
	GILA RIVER	146	2	4	1	52	0	87	
	HAVASUPAI	4	0	0	0	2	0	2	
	HOPI	99	0	0	0	52	0	47	
	HUALAPAI	25	1	0	0	12	0	12	
	KAIBAB	1	0	0	0	0	0	1	
	NAVAJO	1943	17	13	6	1062	2	843	
	SALT RIVER	26	0	1	0	10	0	15	
	SAN CARLOS	177	2	2	0	88	2	83	
	SAN XAVIER	10	0	1	0	3	0	6	
	TOHONO O'ODHAM	143	0	1	0	60	0	82	
	Subtotal	2857	25	27	7	1495	4	1299	

Resided off reservation	Subtotal	2471	235	230	31	774	15	1186
1996 data.								

3.5 AGE OF FATHER

		TOTAL	AGE GROUP OF FATHER								
			15-17	18-19	20-24	25-29	30-34	35-39	40-44	45+	Un-known
TOTAL		5328	58	150	766	764	703	406	143	79	2259
Resided on reservation:	COLORADO RIVER	17	0	0	2	3	1	1	0	0	10
	FORT APACHE	233	4	12	41	39	33	26	7	3	68
	FORT McDOWELL	33	1	1	3	2	4	2	0	1	19
	GILA RIVER	146	1	4	15	21	16	4	2	1	82
	HAVASUPAI	4	0	0	2	0	0	0	0	1	1
	HOPI	99	4	3	18	10	12	9	4	1	38
	HUALAPAI	25	0	0	2	3	4	4	1	0	11
	KAIBAB	1	0	0	0	0	0	0	0	0	1
	NAVAJO	1943	18	57	258	264	318	168	71	40	749
	SALT RIVER	26	3	2	1	4	0	2	0	0	14
	SAN CARLOS	177	3	7	33	20	12	19	4	2	77
	SAN XAVIER	10	0	1	0	1	1	1	0	0	6
	TOHONO O'ODHAM	143	3	4	21	16	18	6	1	2	72
	Subtotal	2857	37	91	396	383	419	242	90	51	1148

Resided off reservation	Subtotal	2471	21	59	370	381	284	164	53	28	1111
1996 data.											

3.6.

SOURCE OF PAYMENT FOR LABOR AND DELIVERY

		TOTAL	PAYEE FOR BIRTH				
			AHCCCS	IHS	PRIVATE INSUR.	SELF	UNKNOWN
TOTAL		5328	2185	1983	666	51	443
Resided on reservation:	COLORADO RIVER	17	11	1	2	0	3
	FORT APACHE	233	193	26	7	3	4
	FORT McDOWELL	33	13	5	10	1	4
	GILA RIVER	146	22	82	35	6	1
	HAVASUPAI	4	1	2	0	1	0
	HOPI	99	14	80	3	0	2
	HUALAPAI	25	16	2	4	3	0
	KAIBAB	1	0	0	0	0	1
	NAVAJO	1943	493	1117	91	4	238
	SALT RIVER	26	12	10	1	0	3
	SAN CARLOS	177	52	111	10	0	4
	SAN XAVIER	10	2	4	3	0	1
	TOHONO O'ODHAM	143	39	92	10	0	2
	Subtotal	2857	868	1532	176	18	263

Resided off reservation	Subtotal	2471	1317	451	490	33	180
1996 data.							

3.7. MATERNAL WEIGHT GAIN DURING PREGNANCY

		TOTAL	WEIGHT GAIN					Unknown
			None	1-10 Pounds	11-20 Pounds	21-30 Pounds	31 or more	
TOTAL		5328	45	346	1068	1489	1602	778
Resided on reservation:	COLORADO RIVER	17	0	0	3	3	9	2
	FORT APACHE	233	1	15	39	52	66	60
	FORT McDOWELL	33	0	1	3	17	8	4
	GILA RIVER	146	2	13	29	32	36	34
	HAVASUPAI	4	0	1	2	1	1	0
	HOPI	99	0	6	27	27	19	20
	HUALAPAI	25	1	2	5	7	5	5
	KAIBAB	1	0	0	0	1	0	0
	NAVAJO	1943	17	163	462	527	460	314
	SALT RIVER	26	0	2	8	6	9	1
	SAN CARLOS	177	4	12	25	42	56	38
	SAN XAVIER	10	0	0	1	4	2	3
	TOHONO O'ODHAM	143	3	11	29	38	29	33
	Subtotal	2857	28	226	633	757	699	514

Resided off reservation	Subtotal	2471	17	120	435	732	903	264
1996 data.								

3.8. MEDICAL RISK FACTORS OF PREGNANCY

0

	TOTAL	COLORADO RIVER	FORT APACHE	FORT McDOWELL	GILA RIVER	HAVASUPAI	HOPI	HUALAPAI	NAVAJO	SALT RIVER	SAN CARLOS	SAN XAVIER	TOHONO O'ODHAM	Resided off reservation	
TOTAL	2257	10	123	17	79	4	41	7	758	8	67	6	102	1035	
MEDICAL RISK FACTORS: *	Anemia	238	2	10	1	6	1	3	0	101	0	7	0	4	103
	Cardiac Disease	17	0	2	0	1	1	1	0	4	0	1	0	0	7
	Lung Disease	11	0	0	0	0	0	0	0	5	0	1	0	0	5
	Diabetes	374	3	20	3	21	2	10	1	110	0	12	0	12	180
	Genital Herpes	12	0	0	0	2	0	0	0	2	0	1	0	0	7
	Hydramnios	96	1		0	0	0	2	0	46	0	1	0	7	39
	Hemoglobinopathy	1	0	0	0	0	0	1	0	0	0	0	0	0	0
	Chronic Hypertension	60	0	3	0	0	0	4	0	29	0	4	0	1	19
	Pregnancy Associated Hypertension	348	1	16	3	10	0	11	2	150	1	21	1	3	129
	Eclampsia	116	0	3	3	2	0	2	0	14	0	6	2	13	71
	Previous Infant 4000+g	65	0	0	1	0	0	1	0	40	0	4	0	0	19
	Previous SGA Infant	57	0	3	0	0	0	0	0	37	0	4	0	1	12
	Renal Disease	35	0	3	0	1	0	1	0	22	0	0	0	0	8
	RH Sensitization	2	1	0	0	0	0	0	0	1	0	0	0	0	0
	Uterine Bleeding	22	0	1	0	0	0	0	0	9	0	2	0	0	10
Other	1352	9	86	11	57	2	17	4	351	7	27	3	91	687	

* More than one may be reported on a birth certificate.
1996 data.

3.9.

SUBSTANCE USE DURING PREGNANCY

		TOTAL	Tobacco use during pregnancy	Alcohol use during pregnancy	Use of both tobacco and alcohol	Nonsmoker and nondrinker
TOTAL		271	271	208	79	4928
Resided on reservation:	COLORADO RIVER	3	3	3	2	13
	FORT APACHE	26	26	42	20	185
	FORT McDOWELL	4	4	3	2	28
	GILA RIVER	12	12	9	4	129
	HAVASUPAI	1	1	0	0	3
	HOPI	2	2	3	2	96
	HUALAPAI	1	1	4	1	21
	KAIBAB	0	0	0	0	1
	NAVAJO	39	39	56	12	1860
	SALT RIVER	4	4	1	0	21
	SAN CARLOS	10	10	15	6	158
	SAN XAVIER	0	0	1	0	9
	TOHONO O'ODHAM	9	9	6	4	132
Subtotal	111	111	143	53	2656	

Resided off reservation	Subtotal	160	160	65	26	2272
1996 data.						

4.1. AGE-SPECIFIC MORTALITY

		TOTAL	AGE GROUP:									
			<1	1-4	5-14	15-24	25-34	35-44	45-54	55-64	65+	Un-known
TOTAL		1536	50	25	38	117	170	193	179	179	584	1
Resided on reservation:	AK CHIN	6	1	0	0	1	0	0	1	1	2	0
	CAMP VERDE	1	0	0	0	0	0	0	0	1	0	0
	COLORADO RIVER	19	0	0	1	0	2	3	1	3	9	0
	FORT APACHE	66	4	2	2	2	8	5	9	12	22	0
	FORT McDOWELL	4	0	0	0	0	0	3	0	1	0	0
	GILA RIVER	104	1	1	5	5	8	10	19	18	37	0
	HAVASUPAI	4	0	0	0	0	0	2	1	0	1	0
	HOPI	42	0	1	1	3	3	6	4	10	14	0
	HUALAPAI	14	1	0	0	0	0	4	2	2	5	0
	KAIBAB	4	1	0	0	0	0	1	1	0	1	0
	NAVAJO	582	15	10	15	55	65	65	45	55	256	1
	SALT RIVER	26	1	0	1	2	4	0	3	6	9	0
	SAN CARLOS	52	3	3	0	5	6	5	7	8	15	0
SAN XAVIER	11	0	0	0	0	1	3	1	2	4	0	

	TOHONO O'ODHAM	101	4	0	1	9	12	10	13	13	39	0
	Subtotal	1036	31	17	26	82	109	117	107	132	414	1
Resided off reservation	Subtotal	500	19	8	12	35	61	76	72	47	170	0

1996 data.

4.10.

LEADING CAUSES OF DEATH BY AGE GROUP AMONG RESIDENTS OF FORT APACHE TRIBAL COMMUNITIES

	TOTAL	AGE GROUP:								
		<1	1-4	5-14	15-24	25-34	35-44	45-54	55-64	65+
TOTAL	66	4	2	2	2	8	5	9	12	22
Unintentional injury	10	0	1	1	0	3	0	0	2	3
---Motor Vehicle - Related	5	0	1	1	0	3	0	0	0	0
-- Fall injury	1	0	0	0	0	0	0	0	0	1
---Other Injury	4	0	0	0	0	0	0	0	2	2
Diseases of Heart	10	0	0	0	0	0	1	2	2	5
Malignant Neoplasms	5	0	0	0	0	0	0	0	1	4
Diabetes	4	0	0	0	0	0	0	1	2	1
Alcoholism	10	0	0	0	0	2	3	3	2	0
Pneumonia/Influenza	1	0	0	0	0	0	1	0	0	0
Homicide/Legal intervention	2	0	0	0	1	0	0	0	1	0
Suicide	1	0	0	0	0	1	0	0	0	0
Cerebrovascular Disease	3	0	0	0	0	0	0	0	1	2
Ill Defined Conditions	2	1	0	0	0	0	0	1	0	0
Congenital Anomalies	3	2	0	1	0	0	0	0	0	0

Chronic Obstructive Pulmonary Disease	1	0	0	0	0	0	0	0	0	1
All Other Causes	13	0	1	0	1	2	0	2	1	6
1996 data.										

4.11.

LEADING CAUSES OF DEATH BY AGE GROUP AMONG RESIDENTS OF GILA RIVER TRIBAL COMMUNITIES

	TOTAL	AGE GROUP:								
		<1	1-4	5-14	15-24	25-34	35-44	45-54	55-64	65+
TOTAL	104	1	1	5	5	8	10	19	18	37
Unintentional injury	25	1	1	4	4	6	4	2	0	3
--- Motor Vehicle-Related	18	1	1	3	3	4	4	1	0	1
--- Fall injury	1	0	0	0	0	0	0	1	0	0
--- Other Injury	6	0	0	1	1	2	0	0	0	2
Diseases of Heart	11	0	0	0	0	0	1	1	3	6
Malignant Neoplasms	10	0	0	0	0	0	1	1	3	5
Diabetes	12	0	0	0	0	0	0	1	5	6
Alcoholism	7	0	0	0	0	1	2	4	0	0
Pneumonia & Influenza	3	0	0	0	0	0	0	1	1	1
Homicide/Legal intervention	2	0	0	0	0	0	1	1	0	0
Suicide	1	0	0	0	0	1	0	0	0	0
Cerebrovascular Disease	4	0	0	0	0	0	0	1	2	1
Infectious & Parasitic Diseases	3	0	0	0	0	0	0	2	1	0

---HIV Infection	0	0	0	0	0	0	0	0	0	0
---Other Infectious Disease	3	0	0	0	0	0	0	2	1	0
Ill Defined Conditions	1	0	0	0	0	0	1	0	0	0
Chronic Obstructive Pulmonary Disease	5	0	0	0	0	0	0	0	0	5
All Other Causes	18	0	0	1	1	0	0	4	3	9

1996 data.

4.12.

LEADING CAUSES OF DEATH BY AGE GROUP AMONG RESIDENTS OF SALT RIVER TRIBAL COMMUNITIES

	TOTAL	AGE GROUP:						
		<1	5-14	15-24	25-34	45-54	55-64	65+
TOTAL	26	1	1	2	4	3	6	9
Unintentional injury	5	0	0	0	3	0	1	1
---Motor Vehicle-Related	4	0	0	0	3	0	1	0
---Fall injury	1	0	0	0	0	0	0	1
Diseases of Heart	4	0	1	0	0	1	0	2
Diabetes	4	0	0	0	0	0	2	2
Alcoholism	2	0	0	0	0	1	0	1
Homicide/Legal-intervention	3	0	0	1	1	1	0	0
Suicide	1	0	0	1	0	0	0	0
Infectious & Parasitic Diseases	1	0	0	0	0	0	1	0
All Other Causes	5	1	0	0	0	0	2	2
1996 data.								

4.13.

LEADING CAUSES OF DEATH BY AGE GROUP AMONG RESIDENTS OF SAN CARLOS TRIBAL COMMUNITIES

	TOTAL	AGE GROUP:							
		<1	1-4	15-24	25-34	35-44	45-54	55-64	65+
TOTAL	52	3	3	5	6	5	7	8	15
Unintentional injury	8	0	1	3	1	1	1	1	0
---Motor Vehicle-Related	8	0	1	3	1	1	1	1	0
Diseases of Heart	10	0	1	0	0	1	2	2	4
Malignant Neoplasms	3	0	0	0	0	0	1	0	2
Diabetes	3	0	0	0	0	0	0	1	2
Alcoholism	6	0	0	0	1	2	2	1	0
Pneumonia & Influenza	2	0	0	0	1	0	0	1	0
Suicide	1	0	0	0	1	0	0	0	0
Infectious & Parasitic Diseases	2	0	1	0	0	0	0	0	1
---HIV Infection	0	0	0	0	0	0	0	0	0
---Other Infectious Disease	2	0	1	0	0	0	0	0	1
All Other Causes	9	2	0	1	0	0	1	2	3
1996 data.									

4.14.

LEADING CAUSES OF DEATH BY AGE GROUP AMONG RESIDENTS OF TOHONO O'ODHAM TRIBAL COMMUNITIES

	TOTAL	AGE GROUP:							
		<1	5-14	15-24	25-34	35-44	45-54	55-64	65+
TOTAL	101	4	1	9	12	10	13	13	39
Unintentional injury	18	1	1	5	4	4	2	0	1
---Motor Vehicle-Related	12	0	1	5	2	2	2	0	0
---Other Injury	6	1	0	0	2	2	0	0	1
Diseases of Heart	13	0	0	1	0	0	2	0	10
Malignant Neoplasms	12	0	0	1	1	0	1	1	8
Diabetes	8	0	0	0	0	2	2	0	4
Alcoholism	9	0	0	0	2	2	1	4	0
Pneumonia & Influenza	4	0	0	0	0	0	0	1	3
Homicide/Legal intervention	3	0	0	1	2	0	0	0	0
Suicide	3	0	0	0	2	1	0	0	0
Cerebrovascular Disease	4	0	0	0	0	0	0	1	3
Infectious & Parasitic Diseases	5	0	0	0	0	0	1	2	2
---HIV Infection	0	0	0	0	0	0	0	0	0
---Other Infectious Disease	5	0	0	0	0	0	1	2	2
Ill Defined Conditions	5	2	0	0	0	0	0	2	1

Chronic Obstructive Pulmonary Disease	2	0	0	0	0	0	0	0	2
All Other Causes	14	0	0	1	1	1	4	2	5
1996 data.									

4.15. LEADING CAUSES OF DEATH BY AGE GROUP AMONG NATIVE AMERICANS WHO RESIDED OFF RESERVATION

	TOTAL	AGE GROUP:								
		<1	1-4	5-14	15-24	25-34	35-44	45-54	55-64	65+
TOTAL	500	19	8	12	35	61	76	72	47	170
Unintentional injury	92	1	5	7	20	28	12	9	6	4
--- Motor Vehicle - Related	59	1	3	5	16	18	6	4	5	1
--- Fall injury	6	0	0	0	1	2	1	1	0	1
--- Other Injury	27	0	2	2	3	8	5	4	1	2
Diseases of Heart	68	0	0	0	0	0	3	8	11	46
Malignant Neoplasms	58	0	0	1	0	2	6	8	9	32
Diabetes	28	0	0	0	0	2	0	4	7	15
Alcoholism	31	0	0	0	0	5	16	6	3	1
Pneumonia & Influenza	16	0	0	0	0	0	2	2	1	11
Homicide/Legal intervention	26	0	1	2	7	6	8	1	0	1
Suicide	19	0	0	1	6	5	4	2	0	1
Cerebrovascular Disease	21	0	0	0	0	0	2	1	0	18
Infectious & Parasitic Diseases	30	0	0	0	2	7	8	5	2	6

---HIV Infection	12	0	0	0	0	5	7	0	0	0
---Other Infectious Disease	18	0	0	0	2	2	1	5	2	6
Ill Defined Conditions	8	4	1	0	0	1	1	1	0	0
Congenital Anomalies	6	5	1	0	0	0	0	0	0	0
Chronic Obstructive Pulmonary Disease	3	0	0	0	0	1	0	0	0	2
Perinatal Conditions	7	7	0	0	0	0	0	0	0	0
Atherosclerosis	2	0	0	0	0	0	0	0	0	2
All Other Causes	85	2	0	1	0	4	14	25	8	31

1996 data.

4.2. AGE-SPECIFIC MORTALITY AMONG MALES

		TOTAL	AGE GROUP:									
			<1	1-4	5-14	15-24	25-34	35-44	45-54	55-64	65+	Un-known
TOTAL		895	24	10	26	91	124	122	103	104	290	1
Resided on reservation:	AK CHIN	2	0	0	0	0	0	0	0	1	1	0
	CAMP VERDE	1	0	0	0	0	0	0	0	1	0	0
	COLORADO RIVER	10	0	0	1	0	0	1	1	2	5	0
	FORT APACHE	42	1	0	2	1	6	4	5	9	14	0
	FORT McDOWELL	2	0	0	0	0	0	1	0	1	0	0
	GILA RIVER	49	0	0	3	4	5	5	11	6	15	0
	HAVASUPAI	1	0	0	0	0	0	0	0	0	1	0
	HOPI	33	0	0	1	3	3	5	2	9	10	0
	HUALAPAI	10	0	0	0	0	0	3	2	1	4	0
	KAIBAB	3	1	0	0	0	0	1	0	0	1	0
	NAVAJO	341	8	4	10	47	49	40	28	33	121	1
	SALT RIVER	14	0	0	1	2	3	0	2	2	4	0
	SAN CARLOS	26	1	2	0	4	5	1	3	3	7	0
SAN XAVIER	2	0	0	0	0	0	1	1	0	0	0	

	TOHONO O'ODHAM	57	3	0	1	6	8	7	5	8	19	0
	Subtotal	593	14	6	19	67	79	69	60	76	202	1
Resided off reservation	Subtotal	302	10	4	7	24	45	53	43	28	88	0

1996 data.

4.3.

AGE-SPECIFIC MORTALITY AMONG FEMALES

		TOTAL	AGE GROUP:								
			<1	1-4	5-14	15-24	25-34	35-44	45-54	55-64	65+
TOTAL		641	26	15	12	26	46	71	76	75	294
Resided on reservation:	AK CHIN	4	1	0	0	1	0	0	1	0	1
	COLORADO RIVER	9	0	0	0	0	2	2	0	1	4
	FORT APACHE	24	3	2	0	1	2	1	4	3	8
	FORT McDOWELL	2	0	0	0	0	0	2	0	0	0
	GILA RIVER	55	1	1	2	1	3	5	8	12	22
	HAVASUPAI	3	0	0	0	0	0	2	1	0	0
	HOPI	9	0	1	0	0	0	1	2	1	4
	HUALAPAI	4	1	0	0	0	0	1	0	1	1
	KAIBAB	1	0	0	0	0	0	0	1	0	0
	NAVAJO	241	7	6	5	8	16	25	17	22	135
	SALT RIVER	12	1	0	0	0	1	0	1	4	5
	SAN CARLOS	26	2	1	0	1	1	4	4	5	8
	SAN XAVIER	9	0	0	0	0	1	2	0	2	4
	TOHONO O'ODHAM	44	1	0	0	3	4	3	8	5	20
Subtotal		443	17	11	7	15	30	48	47	56	212

Resided off reservation	Subtotal	198	9	4	5	11	16	23	29	19	82
1996 data.											

4.4

DEATHS FROM CAUSES SELECTED* AS INDICATORS FOR MONITORING PROGRESS TOWARD THE YEAR 2000 OBJECTIVES

		Cardiovascular Disease	Motor Vehicle Injury	Lung Cancer	Female Breast Cancer	Homicide	Suicide	Work- Related Injury**	All Other Causes
TOTAL		295	232	13	12	68	42	2	872
Resided on reservation:	AK CHIN	1	0	0	0	0	0	0	5
	CAMP VERDE	0	0	0	0	0	0	0	1
	COLORADO RIVER	5	1	0	0	0	1	2	10
	FORT APACHE	13	5	0	0	2	1	0	45
	FORT McDOWELL	0	2	0	0	0	0	0	2
	GILA RIVER	17	18	0	0	2	1	0	66
	HAVASUPAI	0	0	0	0	0	0	0	4
	HOPI	12	6	0	0	1	2	0	21
	HUALAPAI	3	1	0	0	0	0	0	10
	KAIBAB	0	0	0	0	1	0	0	3
	NAVAJO	113	115	2	8	27	13	0	304
	SALT RIVER	5	4	0	0	3	1	0	13
	SAN CARLOS	12	8	0	0	3	1	0	28
	SAN XAVIER	3	1	0	0	0	0	0	7
	TOHONO O'ODHAM	18	12	0	1	3	3	0	64
Subtotal	202	173	2	9	42	23	2	583	
Resided off reservation	Subtotal	93	59	11	3	26	19	0	289
1996 data.									

4.5. LEADING CAUSES OF DEATH

	TOTAL	AK CHIN	CAMP VERDE	COLORADO RIVER	FORT APACHE	FORT McDOWELL	GILA RIVER	HAVASUPAI	HOPI	HUALAPAI	KAIBAB	NAVAJO	SALT RIVER	SAN CARLOS	SAN XAVIER	TOHONO O'ODHAM	Resided off reservation
TOTAL	1536	6	1	19	66	4	104	4	42	14	4	582	26	52	11	101	500
Unintentional injury	335	0	1	3	10	2	25	0	10	3	0	157	5	8	1	18	92
---Motor Vehicle -Related	232	0	0	1	5	2	18	0	6	1	0	115	4	8	1	12	59
---Fall injury	16	0	0	0	1	0	1	0	2	0	0	5	1	0	0	0	6
---Other Injury	87	0	1	2	4	0	6	0	2	2	0	37	0	0	0	6	27
Diseases of Heart	217	1	0	4	10	0	11	0	9	3	0	81	4	10	3	13	68
Malignant Neoplasms	167	1	0	2	5	0	10	0	3	2	0	71	0	3	0	12	8
Diabetes	92	0	0	2	4	1	12	1	0	1	2	23	4	3	3	8	28
Alcoholism	95	0	0	2	10	0	7	2	4	1	0	20	2	6	1	9	31
Pneumonia & Influenza	68	0	0	0	1	0	3	1	2	0	1	38	0	2	0	4	16
Homicide/Legal intervention	68	0	0	0	2	0	2	0	1	0	1	27	3	3	0	3	26
Suicide	42	0	0	1	1	0	1	0	2	0	0	13	1	1	0	3	19
Cerebrovascular Disease	60	0	0	0	3	0	4	0	2	0	0	23	1	2	0	4	21
Infectious & Parasitic Diseases	56	1	0	0	0	0	3	0	2	1	0	11	1	2	0	5	30
--- HIV Infection	14	0	0	0	0	0	0	0	0	1	0	1	0	0	0	0	12
--- Other Infectious Disease	42	1	0	0	0	0	3	0	2	0	0	10	1	2	0	5	18
Ill Defined Conditions	27	0	0	0	2	0	1	0	1	0	0	8	0	2	0	5	8
Congenital Anomalies	14	0	0	0	3	0	0	0	0	0	0	4	0	0	0	1	6
Chronic Obstructive Pulmonary Disease	18	0	0	0	1	0	5	0	0	0	0	6	0	1	0	2	3
Diseases of Arteries	7	0	0	0	0	0	1	0	0	0	0	6	0	0	0	0	0

Perinatal Conditions	15	1	0	0	1	0	0	0	0	1	0	5	0	0	0	0	7
Atherosclerosis	4	0	0	1	0	0	1	0	0	0	0	0	0	0	0	0	2
All Other Causes	251	2	0	4	13	1	18	0	6	2	0	89	5	9	3	14	85

1996 data.

4.6.
LEADING CAUSES OF DEATH AMONG MALES

	TOTAL	AK CHIN	CAMP VERDE	COLORADO RIVER	FORT APACHE	FORT McDOWELL	GILA RIVER	HAVASUPAI	HOPI	HUALAPAI	KAIBAB	NAVAJO	SALT RIVER	SAN CARLOS	SAN XAVIER	TOHONO O'ODHAM	Resided off reservation
TOTAL	895	2	1	10	42	2	49	1	33	10	3	341	14	26	2	57	302
Unintentional injury	234	0	1	2	8	1	12	0	9	2	0	112	2	6	0	14	65
---Motor Vehicle -Related	156	0	0	0	4	1	8	0	6	1	0	81	2	6	0	9	38
---Fall injury	12	0	0	0	1	0	1	0	2	0	0	4	0	0	0	0	4
---Other Injury	66	0	1	2	3	0	3	0	1	1	0	27	0	0	0	5	23
Diseases of Heart	118	0	0	1	5	0	7	0	3	0	47	2	4	0	6	35	
Malignant Neoplasms	75	1	0	0	4	0	4	0	2	1	0	31	0	2	0	4	26
Alcoholism	54	0	0	1	6	0	3	0	3	0	0	14	2	2	0	6	17
Pneumonia & Influenza	40	0	0	0	1	0	2	1	2	0	1	18	0	1	0	3	11
Homicide/Legal intervention	54	0	0	0	2	0	2	0	1	0	1	20	3	3	0	2	20
Suicide	33	0	0	0	1	0	1	0	2	0	0	11	1	0	0	3	14
Diabetes	38	0	0	2	1	1	3	0	0	1	1	10	1	1	1	1	15
Infectious & Parasitic Diseases	38	0	0	0	0	0	1	0	1	1	0	9	0	1	0	3	22
---HIV Infection	12	0	0	0	0	0	0	0	0	1	0	1	0	0	0	0	10
---Other Infectious Disease	26	0	0	0	0	0	1	0	1	0	0	8	0	1	0	3	12
Ill Defined Conditions	15	0	0	0	1	0	0	0	1	0	0	6	0	1	0	3	3
Cerebrovascular Disease	31	0	0	0	3	0	2	0	1	0	0	9	0	1	0	2	13
Congenital Anomalies	7	0	0	0	1	0	0	0	0	0	0	1	0	0	0	1	4
Chronic Obstructive Pulmonary Disease	11	0	0	0	1	0	2	0	0	0	0	4	0	1	0	1	2
Diseases of Arteries	4	0	0	0	0	0	0	0	0	0	0	4	0	0	0	0	0

Perinatal Conditions	10	0	0	0	1	0	0	0	0	0	0	4	0	0	0	0	5
Atherosclerosis	2	0	0	1	0	0	0	0	0	0	0	0	0	0	0	0	1
All Other Causes	131	1	0	3	7	0	10	0	3	2	0	41	3	3	1	8	49

1996 data.

4.7.
LEADING CAUSES OF DEATH AMONG FEMALES

	TOTAL	AK CHIN	COLORADO RIVER	FORT APACHE	FORT McDOWELL	GILA RIVER	HAVASUPAI	HOPI	HUALAPAI	KAIBAB	NAVAJO	SALT RIVER	SAN CARLOS	SAN XAVIER	TOHONO O'ODHAM	Resided off reservation
TOTAL	641	4	9	24	2	55	3	9	4	1	241	12	26	9	44	198
Diseases of Heart	99	1	3	5	0	4	0	1	0	0	34	2	6	3	7	33
Unintentional injury	101	0	1	2	1	13	0	1	1	0	45	3	2	1	4	27
---Motor Vehicle-Related	76	0	1	1	1	10	0	0	0	0	34	2	2	1	3	21
---Fall injury	4	0	0	0	0	0	0	0	0	0	1	1	0	0	0	2
---Other Injury	21	0	0	1	0	3	0	1	1	0	10	0	0	0	1	4
Malignant Neoplasms	92	0	2	1	0	6	0	1	1	0	40	0	1	0	8	32
Diabetes	54	0	0	3	0	9	1	0	0	1	13	3	2	2	7	13
Pneumonia & Influenza	28	0	0	0	0	1	0	0	0	0	20	0	1	0	1	5
Alcoholism	41	0	1	4	0	4	2	1	1	0	6	0	4	1	3	14
Cerebrovascular Disease	29	0	0	0	0	2	0	1	0	0	14	1	1	0	2	8
Infectious & Parasitic Diseases	18	1	0	0	0	2	0	1	0	0	2	1	1	0	2	8
--- HIV Infection	2	0	0	0	0	0	0	0	0	0	0	0	0	0	0	2
--- Other Infectious Disease	16	1	0	0	0	2	0	1	0	0	2	1	1	0	2	6
Ill Defined Conditions	12	0	0	1	0	1	0	0	0	0	2	0	1	0	2	5
Homicide/Legal intervention	14	0	0	0	0	0	0	0	0	0	7	0	0	0	1	6
Congenital Anomalies	7	0	0	2	0	0	0	0	0	0	3	0	0	0	0	2
Suicide	9	0	1	0	0	0	0	0	0	0	2	0	1	0	0	5
Diseases of Arteries	3	0	0	0	0	1	0	0	0	0	2	0	0	0	0	0

Chronic Obstructive Pulmonary Disease	7	0	0	0	0	3	0	0	0	0	2	0	0	0	1	1
Perinatal Conditions	5	1	0	0	0	0	0	0	1	0	1	0	0	0	0	2
Atherosclerosis	2	0	0	0	0	1	0	0	0	0	0	0	0	0	0	1
All Other Causes	120	1	1	6	1	8	0	3	0	0	48	2	6	2	6	36
1996 data.																

4.8.

LEADING CAUSES OF DEATH BY AGE GROUP AMONG RESIDENTS OF NAVAJO TRIBAL COMMUNITIES

	TOTAL	AGE GROUP:									
		<1	1-4	5-14	15-24	25-34	35-44	45-54	55-64	65+	Un-known
TOTAL	582	15	10	15	55	65	65	45	55	256	1
Unintentional injury	157	3	7	8	34	36	21	16	13	19	0
--- Motor Vehicle-Related	115	2	5	6	31	26	17	11	8	9	0
--- Fall injury	5	1	0	0	0	1	0	2	0	1	0
--- Other Injury	37	0	2	2	3	9	4	3	5	9	0
Diseases of Heart	81	1	1	0	2	2	3	5	8	59	0
Malignant Neoplasms	71	0	0	0	2	1	9	5	11	43	0
Diabetes	23	0	0	0	0	1	3	1	5	13	0
Alcoholism	20	0	0	0	0	3	6	6	5	0	0
Pneumonia & Influenza	38	1	1	0	1	1	3	1	1	29	0
Homicide/Legal intervention	7	0	0	4	9	5	5	2	2	0	0
Suicide	13	0	0	1	3	7	1	1	0	0	0
Cerebrovascular Disease	23	0	0	0	0	0	0	0	3	20	0

Infectious & Parasitic Diseases	11	0	0	0	0	0	2	1	0	8	0
--- HIV Infection	1	0	0	0	0	0	0	1	0	0	0
--- Other Infectious Disease	10	0	0	0	0	0	2	0	0	8	0
Ill Defined Conditions	8	0	0	0	0	2	0	1	1	4	0
Congenital Anomalies	4	3	0	0	1	0	0	0	0	0	0
Chronic Obstructive Pulmonary Disease	6	0	0	0	0	0	0	1	5	0	
Diseases of Arteries	6	0	0	0	0	0	1	1	1	3	0
Perinatal Conditions	5	5	0	0	0	0	0	0	0	0	0
All Other Causes	89	2	1	2	3	7	11	5	4	53	1
1996 data.											

4.9. LEADING CAUSES OF DEATH BY AGE GROUP AMONG RESIDENTS OF HOPI TRIBAL COMMUNITIES

	TOTAL	AGE GROUP:							
		1-4	5-14	15-24	25-34	35-44	45-54	55-64	65+
TOTAL	42	1	1	3	3	6	4	10	14
Unintentional injury	10	1	1	2	3	2	0	0	1
---Motor Vehicle-Related	6	0	0	2	2	2	0	0	0
---Fall injury	2	0	0	0	1	0	0	0	1
---Other Injury	2	1	1	0	0	0	0	0	0
Diseases of Heart	9	0	0	0	0	1	1	4	3
Malignant Neoplasms	3	0	0	0	0	0	1	0	2
Alcoholism	4	0	0	0	0	1	1	1	1
Pneumonia & Influenza	2	0	0	0	0	1	0	0	1
Homicide/Legal intervention	1	0	0	0	0	0	0	1	0
Suicide	2	0	0	1	0	0	0	1	0
Cerebrovascular Disease	2	0	0	0	0	0	0	0	2
Infectious & Parasitic Diseases	2	0	0	0	0	0	0	2	0
---HIV Infection	0	0	0	0	0	0	0	0	0
---Other Infectious Disease	2	0	0	0	0	0	0	2	0
Ill Defined Conditions	1	0	0	0	0	0	0	0	1

All Other Causes	6	0	0	0	0	1	1	1	3
1996 data.									

The Health Status Profile of American Indians

Definition of Terms

Rates

Age-adjusted mortality rates - Because mortality from most causes of death occurs predominately among the elderly, a population group with a larger proportion of older persons would have a higher mortality rate. The "age-adjustment" removes the effect of the age differences among subpopulations by placing them all in a population with a standard age distribution. All age-adjusted mortality rates used in this report were computed by the direct method, that is by applying the age-specific death rates to the standard population distributed by age. The total U.S. population as enumerated in 1940 was selected as the standard.

Infant mortality rate - Number of infant (< 1 year old) deaths per 1,000 live births.

Postneonatal mortality rate - Number of postneonatal (at least 28 days of age) deaths per 1,000 live births.

Terms Related to Reproductive Health

Birth or Live Birth - The complete expulsion or extraction from its mother of a product of human conception, irrespective of the duration of pregnancy which, after such expulsion or extraction, breaths or shows any other evidence of life such as beating of the heart, pulsation of the umbilical cord, or definite movement of voluntary muscles, whether or not the umbilical cord has been cut or the placenta is attached.

Birth weight - The weight of a neonate determined immediately after delivery or as soon thereafter as possible..

Gestational age - The number of completed weeks that have elapsed between then first day of the last menstrual period and the date of delivery, irrespective of whether the gestation results in a live birth or a fetal death.

Infant death - Any death at any time from birth up to, but not including, the first year of age(364 days, 23 hours, 59 minutes from the moment of birth).

Low-birthweight - Prior to 1990: any neonate whose weight at birth is 2,500 grams or less. Beginning in 1990: any neonate weighing less than 2,500 grams at birth (less than 5 pounds 8 ounces).

Postneonatal death - Any death of a liveborn infant at least 28 days of age but under one year of age.

Terms Related to Mortality

Age-specific mortality - Number of deaths in a specific age group during a calendar year.

Cause of death - For the purpose of national mortality statistics, every death is attributed to one underlying condition, based on information reported on the death certificate and utilizing the international rules for selecting the underlying cause of death from the reported conditions.

Cause-specific mortality - Number of deaths from a specified cause during a calendar year.

Classification of cause of death - The cause of death used in this report is the underlying cause classified according to the *International Classification of Diseases, Injuries and Causes of Death*. Listed below are categories and International Classification of Diseases (ICD) codes for selected causes of mortality discussed in this report.

n 001-139: Infectious and parasitic diseases;

n 042-044: HIV infection;

n 140-208: Malignant neoplasms (cancers);

n 250: Diabetes mellitus;

n 291, 303, 571.0-571.3: Alcoholism;

n 390-398, 402, 404-429: Diseases of the heart

n 430-438: Cerebrovascular disease (stroke)

n 440: Atherosclerosis

n 441-448: Other diseases of the arteries

n 480-487: Pneumonia and influenza

n 490-496: Chronic obstructive pulmonary disease

n 740-759: Congenital anomalies (birth defects)

n 760-779: Certain conditions originating in the peri-natal period

n 765: Disorders relating to short gestation and unspecified low birthweight (LBW/prematurity in Table 3.20)

n 780-799: Symptoms and ill-defined conditions

n798.0: Sudden infant death syndrome

n 800-949: Unintentional injuries

n810-824: Motor vehicle-related injuries

n830, 832, 910: Drowning

n 950-959: Suicide

n 960-978: Homicide and legal intervention

Medical Terms Used on the Birth Certificate

Medical risk factors for this pregnancy

Anemia - Hemoglobin level of less than 10.0 g/dL during pregnancy, or a hematocrit of less than 30 percent during pregnancy.

Cardiac disease - Disease of the heart.

Acute or chronic lung disease - Disease of the lungs during pregnancy.

Diabetes - Metabolic disorder characterized by excessive discharge of urine and persistent thirst; includes juvenile onset, adult onset, and gestational diabetes during pregnancy.

Genital herpes - Infection of the skin of the genital area by herpes simplex virus.

Hydramnios/Oligohydramnios - Any noticeable excess (hydramnios) or lack (oligohydramnios) of amniotic fluid.

Hemoglobinopathy - A blood disorder caused by alteration in the genetically determined molecular structure of hemoglobin (for example, sickle cell anemia).

Hypertension, chronic - Blood pressure persistently greater than 140/90, diagnosed prior to onset of pregnancy or before the 20th week of gestation.

Hypertension, pregnancy-associated - An increase in blood pressure of at least 30 mm hg systolic or 15 mm hg diastolic on two measurements taken 6 hours apart after the 20th week of gestation.

Eclampsia - The occurrence of convulsions and/or coma unrelated to other cerebral conditions in women with signs and symptoms of preeclampsia.

Incompetent cervix - Characterized by painless dilation of the cervix in the second trimester or early in the third trimester of pregnancy, with premature expulsion of membranes through cervix and ballooning of the membranes into vagina, followed by rupture of the membrane and subsequent expulsion of the fetus.

Previous infant 4,000+ grams - The birthweight of a previous live-born child was over 4,000 grams (8lbs.14oz.).

Previous preterm or small-for-gestational-age infant - Previous birth of an infant prior to term (before 37 completed weeks of gestation) or of an infant weighing less than the 10th percentile for gestational age using a standard weight for age chart.

Renal disease - Kidney disease.

Rh Sensitization - The process or state of becoming sensitized to the Rh factor as when an Rh-negative woman is pregnant with an Rh-positive fetus.

Uterine bleeding - Any clinically significant bleeding during the pregnancy taking into consideration the stage of pregnancy; any second or third trimester bleeding or third trimester bleeding of the uterus prior to the onset of labor.

Obstetric procedures

Amniocentesis - Surgical transabdominal perforation of the uterus to obtain amniotic fluid to be used in the detection of genetic disorders, fetal abnormalities, and fetal lung maturity.

Electronic fetal monitoring - Monitoring with external devices applied to maternal abdomen or with internal devices with an electrode attached to the fetal scalp and a catheter through the cervix into uterus, to detect and record fetal heart tones and uterine contractions.

Induction of labor - The initiation of uterine contractions before the spontaneous onset of labor by medical and/or surgical means for the purpose of delivery.

Stimulation of labor - Augmentation of previously established labor by use of oxytocin.

Tocolysis - Use of medications to inhibit preterm uterine contractions to extend the length of pregnancy and therefore, avoid a preterm birth.

Ultrasound - Visualization of the fetus and the placenta by means of sound wave.

Complications of labor and/or delivery

Febrile - A fever greater than 100 degrees F. or 38 C. occurring during labor and/or delivery.

Meconium, moderate/heavy - Meconium consists of undigested debris from swallowed amniotic fluid, various products of secretion and shedding by the gastrointestinal tract, moderate to heavy amounts of meconium in the amniotic fluid noted during labor and /or delivery.

Premature rupture of membranes (more than 12 hours) - Rupture of membranes at any time during pregnancy and more than 12 hours before the onset of labor.

Abruptio placenta - Premature separation of normally implanted placenta from the uterus.

Placenta previa - Implantation of the placenta over or near the internal opening of the cervix.

Other excessive bleeding - The loss of significant amount of blood from conditions other than abruptio placenta or placenta previa.

Seizures during labor - Maternal seizures occurring during labor from any cause.

Precipitous labor (less than 3 hours) - Extremely rapid labor and delivery lasting less than 3 hours.

Prolonged labor (more than 20 hours) - Abnormally slow progress of labor lasting more than 20 hours.

**Public Health Services
Office of Health Planning, Evaluation and Statistics
Arizona Center for Health Statistics**

Phone: 602/542-7333; FAX: 602/542-1244
