

HEALTH STATUS PROFILE OF AMERICAN INDIANS IN ARIZONA 1995 DATA BOOK

by

*Christopher K. Mrela, Ph.D., Assistant Registrar of Vital Statistics
Trentham Coe, Senior Research Data Analyst*

Health Status Profile of American Indians in Arizona: 1995 Data Book

This report is the second annual update of population-level data on trends and patterns in natality and mortality among American Indian residents of Arizona.

Topics

1) American Indians' standing with respect to selected health objectives for the year 2000

- 1.1 [Early Prenatal Care](#)
- 1.2 [Infant Mortality](#)
- 1.3 [Postneonatal Mortality](#)
- 1.4 [Mortality From Unintentional Injuries](#)
- 1.5 [Mortality From Motor Vehicle-Related Injuries](#)
- 1.6 [Suicide Mortality](#)
- 1.7 [Homicide Mortality](#)
- 1.8 [Mortality of Children 1-14 Years Old](#)
- 1.9 [Mortality of Adolescents and Young Adults 15-24 Years Old](#)
- 1.10 [Mortality of Adults 25-64 Years of Age](#)

2) Selected health problems and health risks among American Indian and all residents of Arizona

- 2.1 [Causes From Which American Indians Are More Likely Or Less Likely to Die Relative to All Arizona Residents](#)
- 2.2 [Average Age At Death From All Causes Among American Indians and All Arizona Residents](#)
- 2.3 [Nonmarital Births](#)
- 2.4 [Low-Birthweight Births](#)
- 2.5 [The Incidence of Fetal Alcohol Syndrome](#)
- 2.6 [Births to Teenage Mothers](#)
- 2.7 [Low-Birthweight Births to Mothers 30 Years or Older](#)

- 2.8 [The Incidence of Pregnancy Associated Hypertension](#)
- 2.9 [The Incidence of Anemia During Pregnancy](#)
- 2.10 [The Incidence of Diabetes During Pregnancy](#)

3) Characteristics of American Indian newborns and mothers giving birth who were residents of specified tribal communities on reservations, and those who resided off reservation

- 3.1 [Maternal Age](#)
- 3.2 [Educational Attainment of Mother](#)
- 3.3 [Marital Status of Mother](#)
- 3.4 [Race/Ethnicity of Father](#)
- 3.5 [Age of Father](#)
- 3.6 [Source of Payment for Labor and Delivery](#)
- Maternal Lifestyle and Health Characteristics**
- 3.7 [Maternal Weight Gain During Pregnancy](#)
- 3.8 [Medical Risk Factors of Pregnancy](#)
- 3.9 [Substance Use During Pregnancy](#)
- Utilization of Medical Services**
- 3.10 [Trimester of Pregnancy Prenatal Care Began](#)
- 3.11 [Number of Prenatal Visits](#)
- 3.12 [Obstetric Procedures](#)
- 3.13 [Complications of Labor and Delivery](#)
- 3.14 [Method of Delivery](#)
- 3.15 [Attendant at Birth](#)
- Newborn's Health**
- 3.16 [Gestational Age](#)
- 3.17 [Weight at Birth](#)
- 3.18 [Abnormal Conditions of the Newborn](#)
- 3.19 [Congenital Anomalies \(Birth Defects\)](#)
- 3.20 [Causes of Infant Death](#)

4) Patterns of mortality among American Indians

4.1 [Age-Specific Mortality](#)

4.2 [Age-Specific Mortality Among Males](#)

4.3 [Age-Specific Mortality Among Females](#)

Cause-Specific Mortality

4.4 [Deaths From Causes Selected as Indicators for Monitoring Progress Toward The Year 2000 Objectives](#)

4.5 [Leading Causes of Death](#)

4.6 [Leading Causes of Death Among Males](#)

4.7 [Leading Causes of Death Among Females](#)

Leading Causes of Death by Age Group for Selected Indian Nations

4.8 [Leading Causes of Death by Age Group Among Residents of NAVAJO Tribal Communities](#)

4.9 [Leading Causes of Death by Age Group Among Residents of HOPI Tribal Communities](#)

4.10 [Leading Causes of Death by Age Group Among Residents of FORT APACHE Tribal Communities](#)

4.11 [Leading Causes of Death by Age Group Among Residents of GILA RIVER Tribal Communities](#)

4.12 [Leading Causes of Death by Age Group Among Residents of SALT RIVER Tribal Communities](#)

4.13 [Leading Causes of Death by Age Group Among Residents of SAN CARLOS Tribal Communities](#)

4.14 [Leading Causes of Death by Age Group Among Residents of TOHONO O'ODHAM Tribal Communities](#)

4.15 [Leading Causes of Death by Age Group Among American Indians Who Resided Off Reservation](#)

Gossary of Terms

Technical Notes

It should be noted that tribal identity is not recorded on birth or death certificates. Tabulations of births and deaths in this publication are by place of residence in Arizona and not by tribe.

American Indian births are determined by mother's race as indicated on a birth certificate, that is, these are the births to American Indian mothers. American Indian deaths are determined by decedent's race as stated on the death certificate.

Health Status Profile of American Indians in Arizona is intended as a data book: a basic reference for some of the most frequently requested statistics. The four sections of the report were computer-generated and contain information with no accompanying narrative.

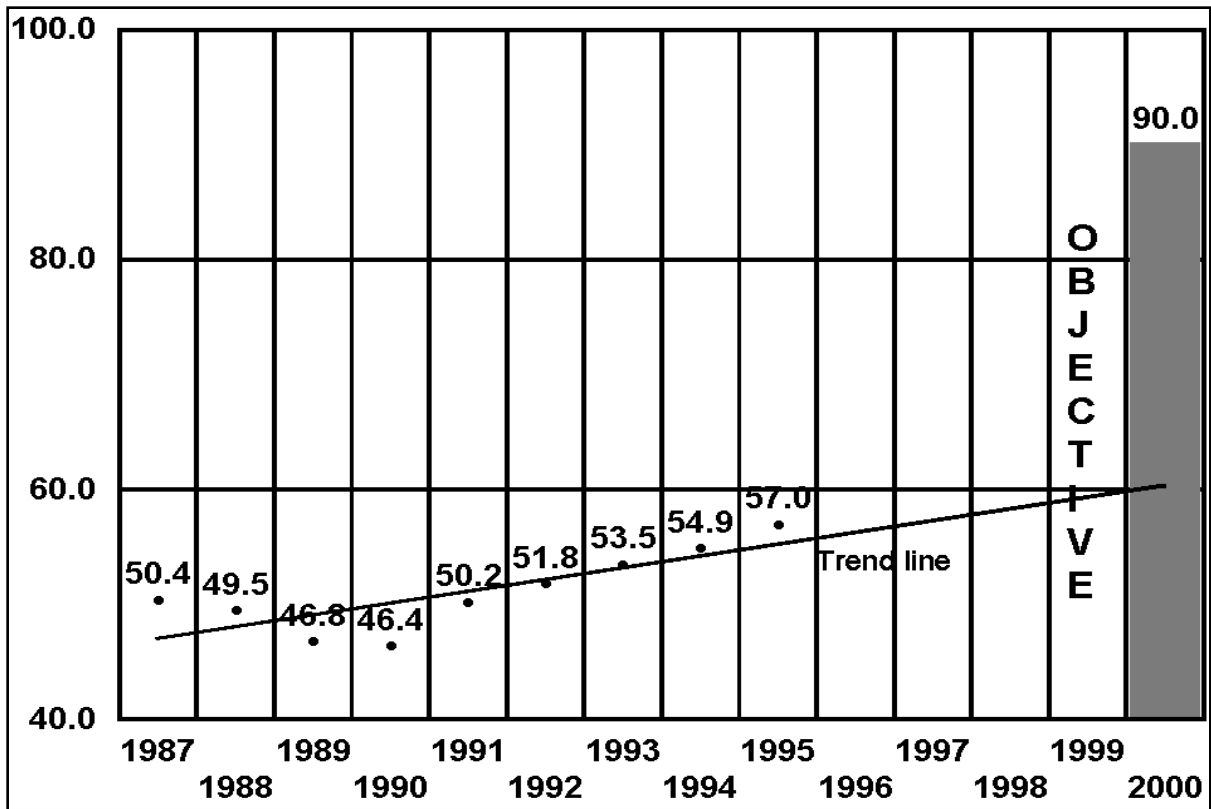
Sources of Data

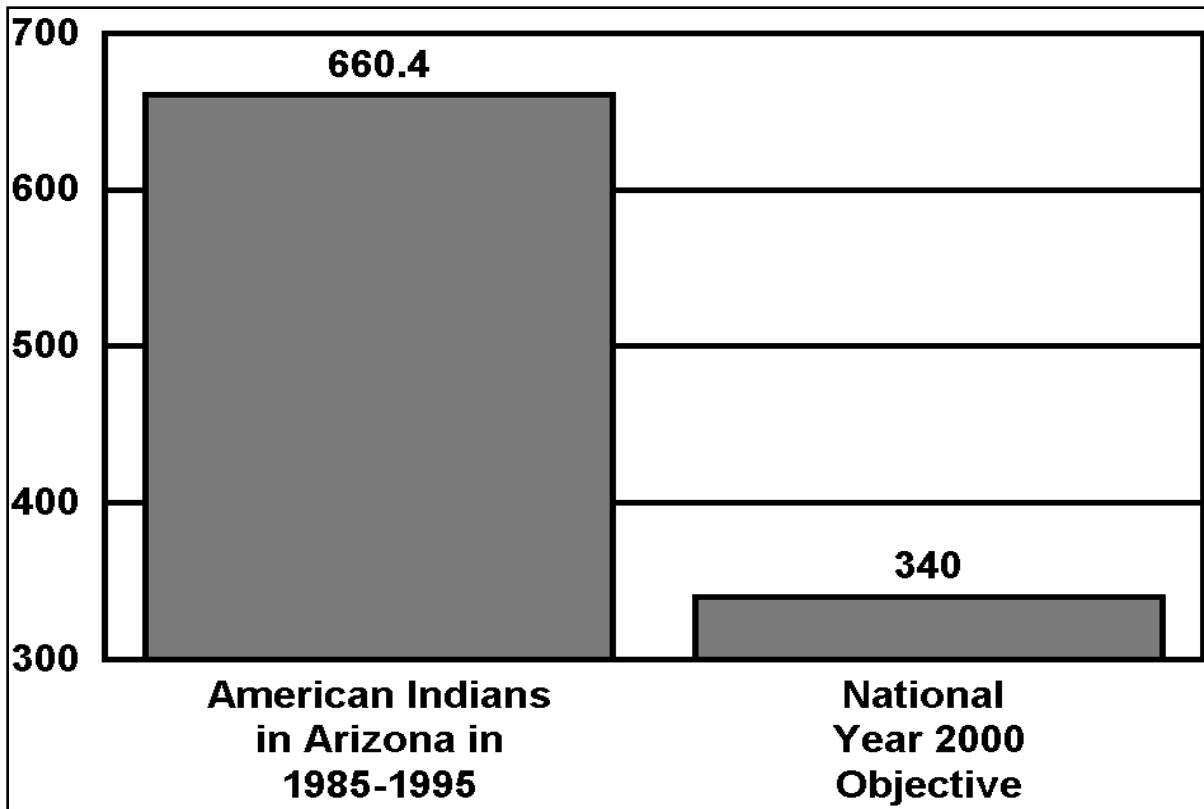
The charts in Section I and II are based on rates and ratios published in the *Arizona Health Status and Vital Statistics* annual report (s). Information on live births and deaths in Sections III and IV is compiled from the original documents (i.e., certificates of live births and certificates of death) filed with the Arizona Department of Health Services.

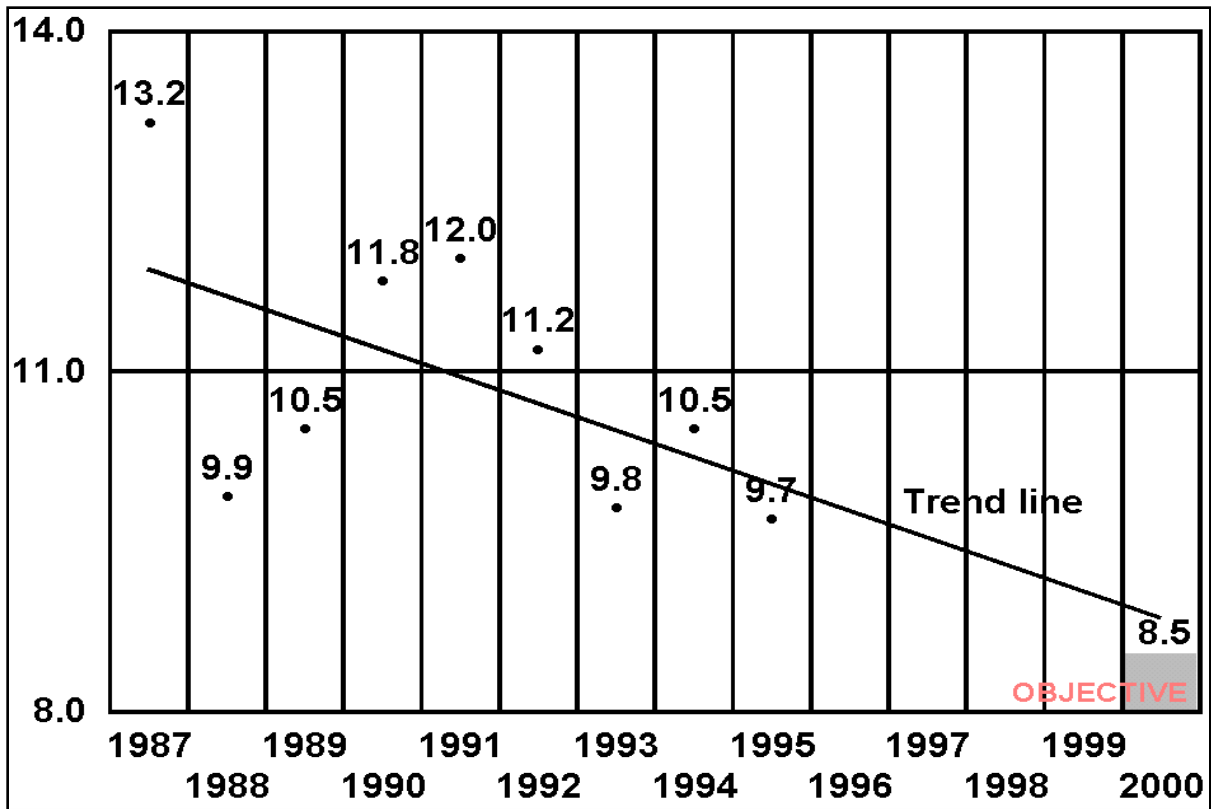
Population denominators for American Indian residents of Arizona were not available for 1995.

**Public Health Services
Office of Health Planning, Evaluation and Statistics
Arizona Center for Health Statistics**

Phone: 602/542-7333; FAX: 602/542-1244

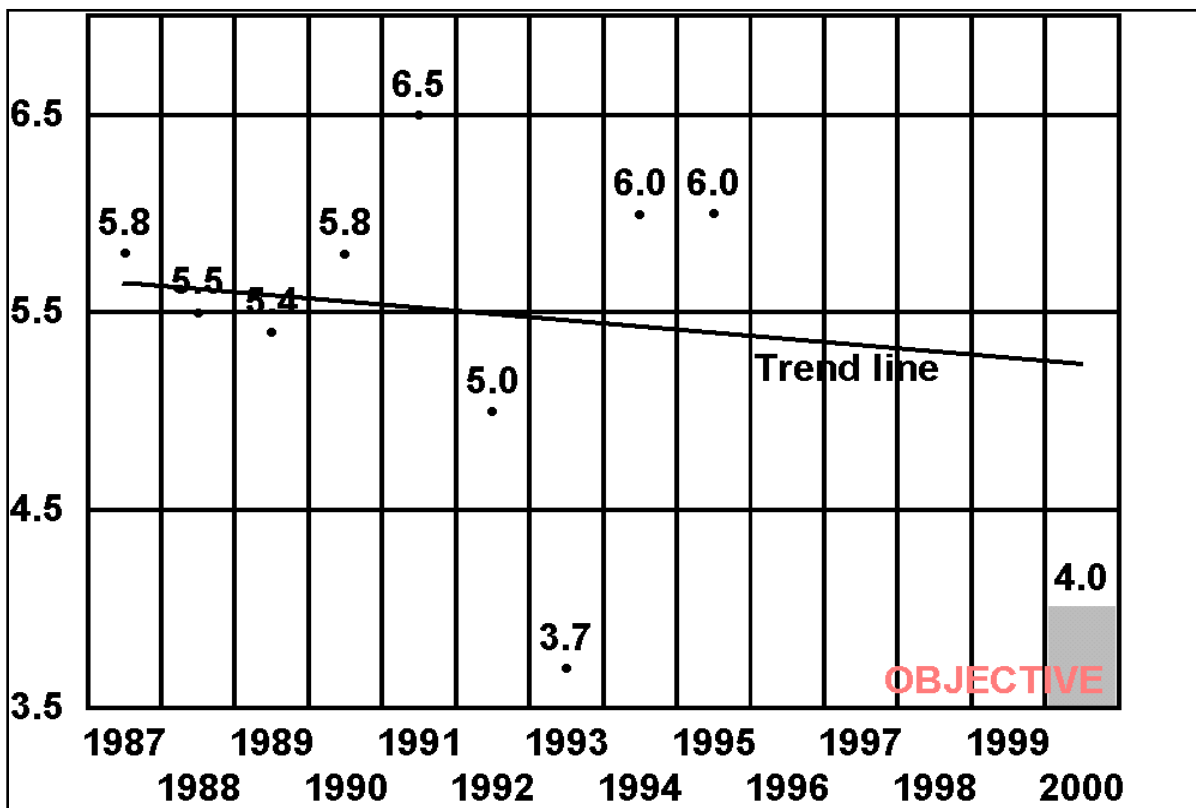






1.3 Postneonatal Mortality

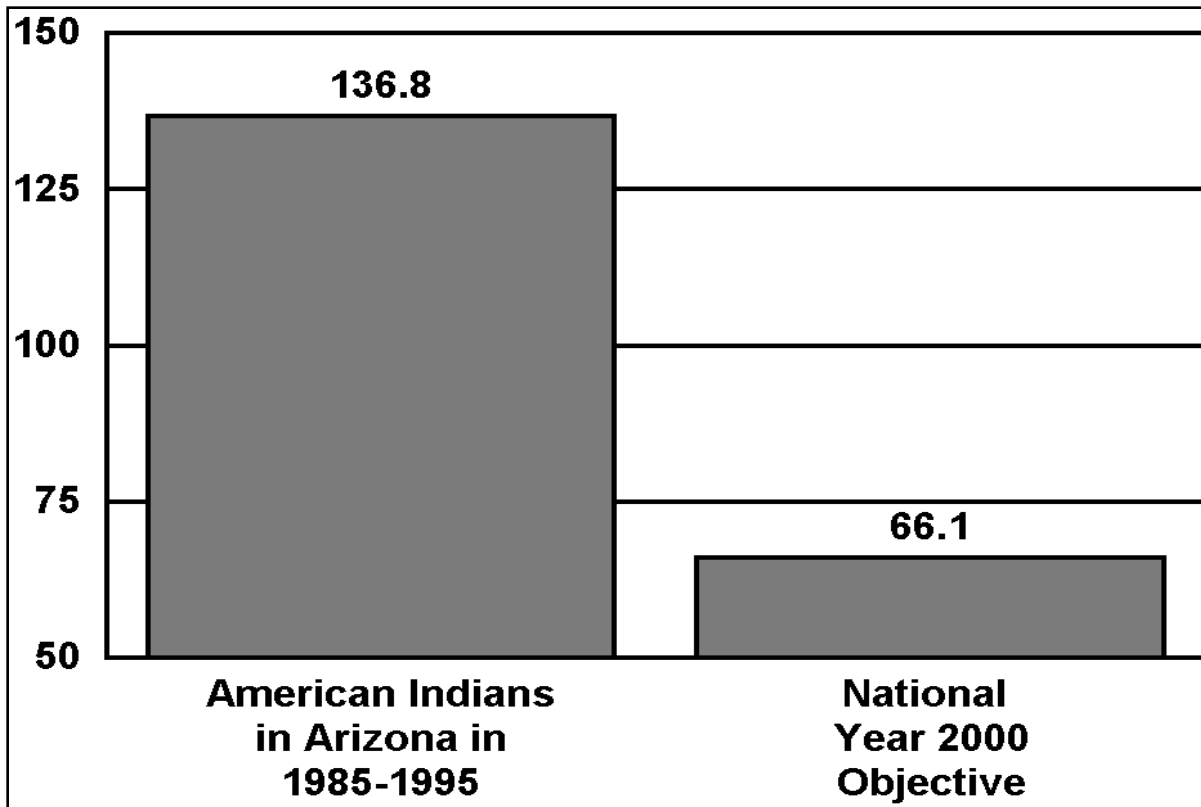
National Year 2000 Objective: Reduce postneonatal mortality among American Indians to no more than 4 per 1,000 live births.

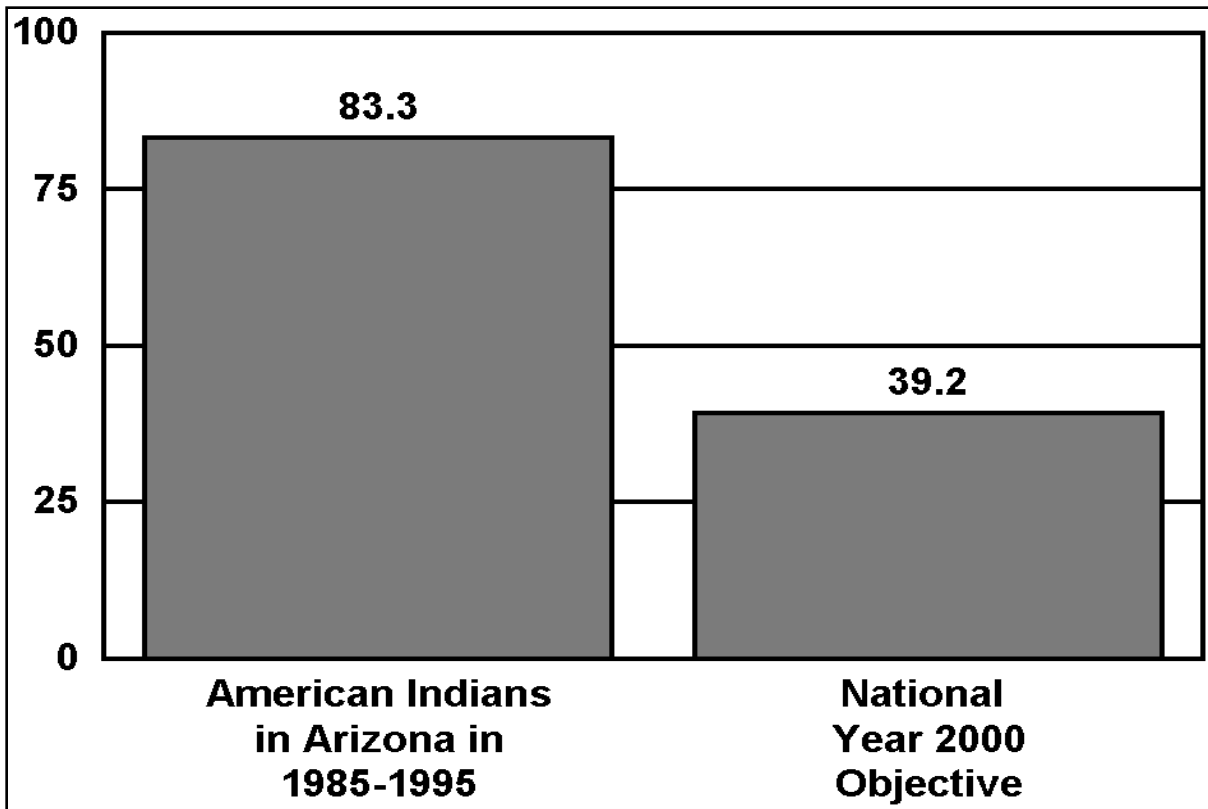


Postneonatal mortality rates among American Indians in Arizona by year from 1987 to 1994

Public Health Services
 Office of Health Planning, Evaluation and Statistics
 Arizona Center for Health Statistics

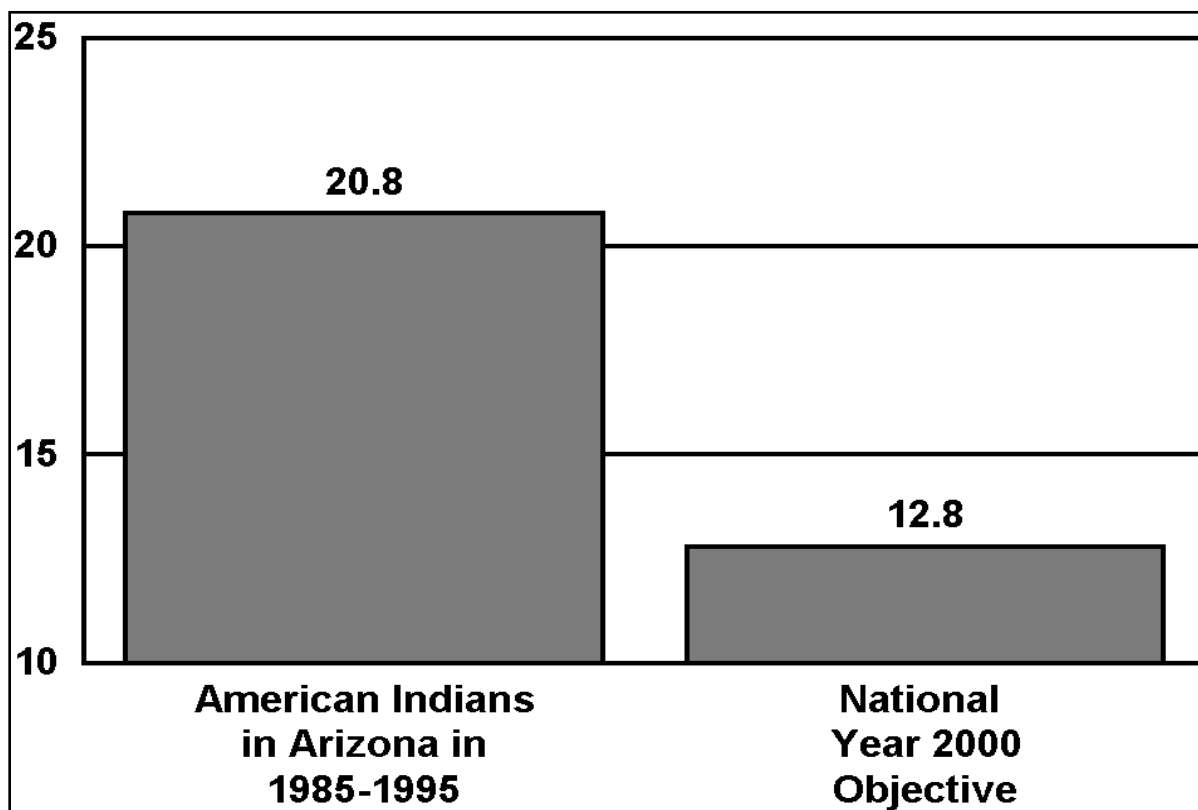
Phone: 602/542-7333; FAX: 602/542-1244





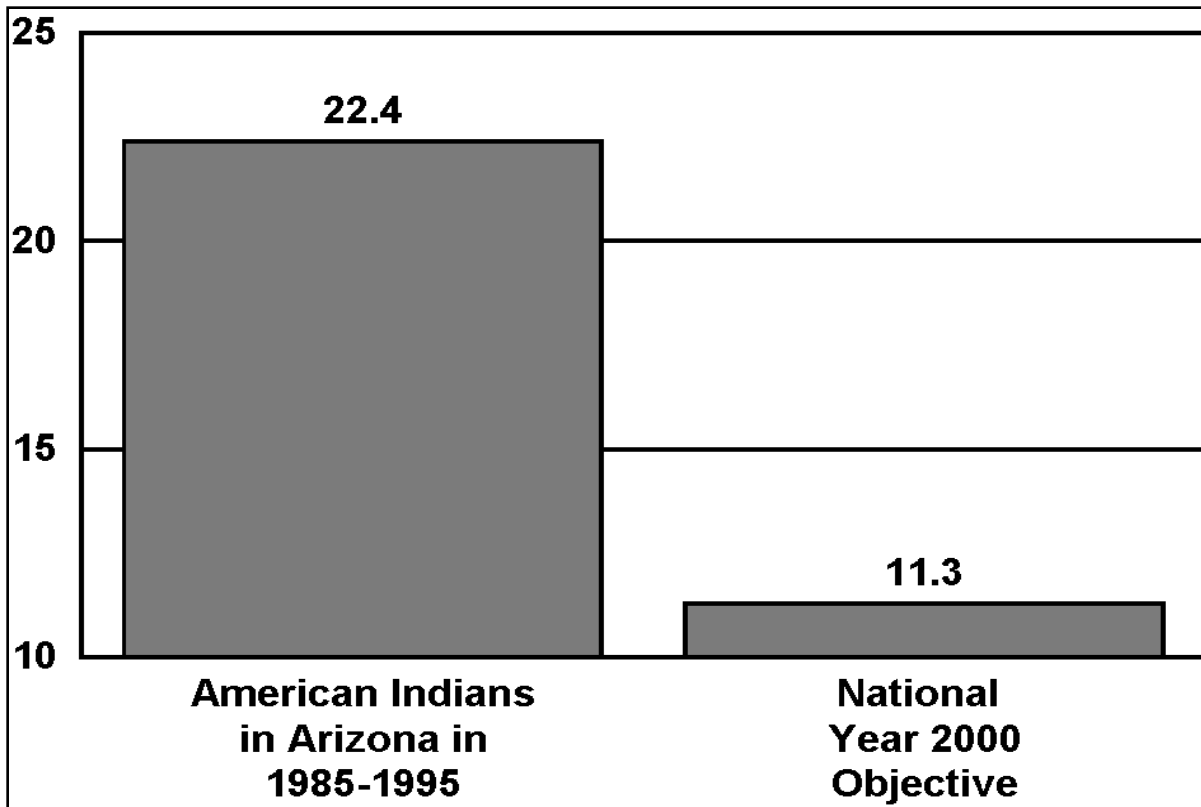
1.6 Suicide Mortality

National Year 2000 Objective: Reduce suicides among American Indians to no more than 12.8 per 100,000 (age-adjusted).



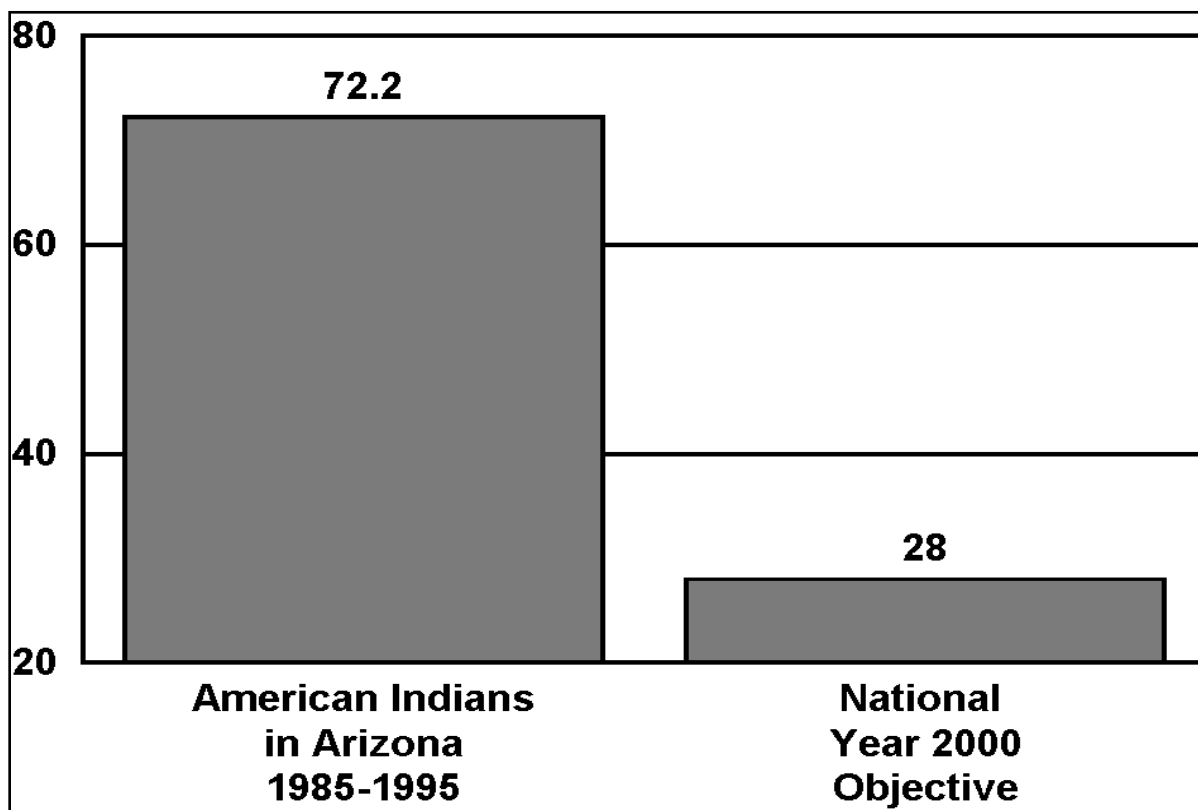
**Public Health Services
Office of Health Planning, Evaluation and Statistics
Arizona Center for Health Statistics**

Phone: 602/542-7333; FAX: 602/542-1244



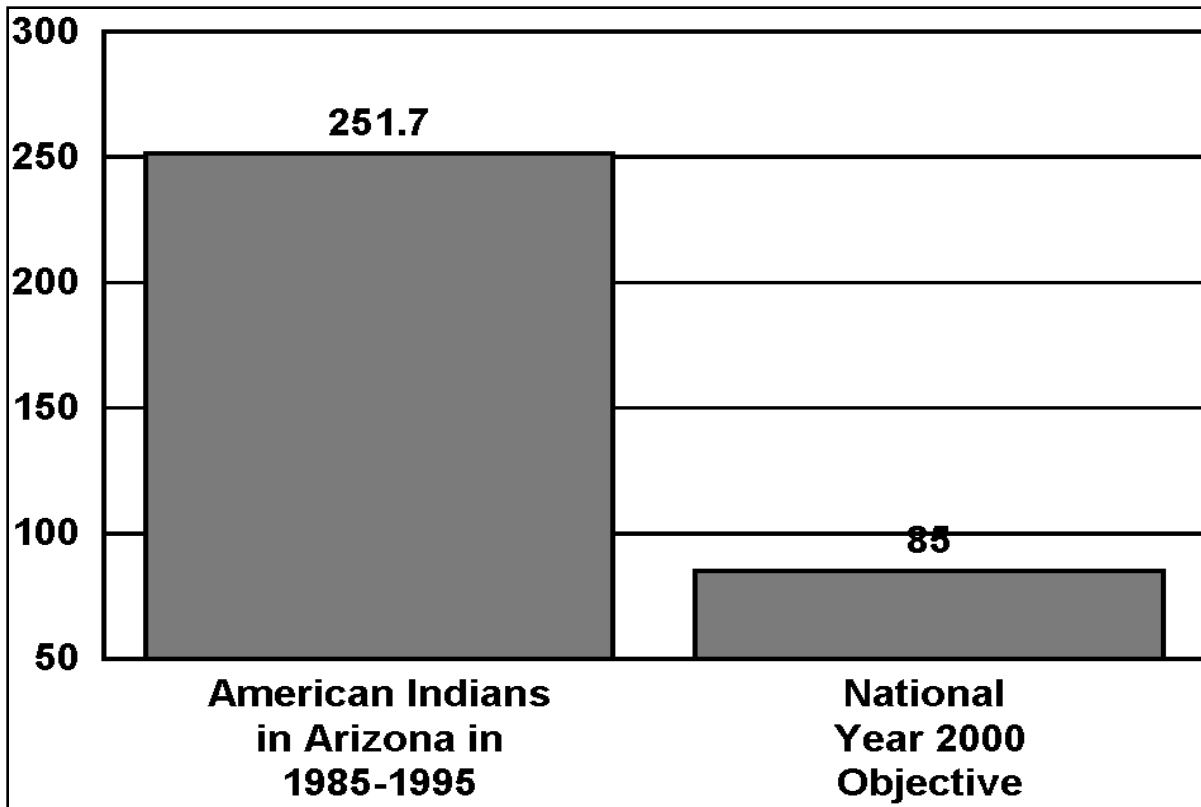
1.8 Mortality of Children 1-14 Years Old

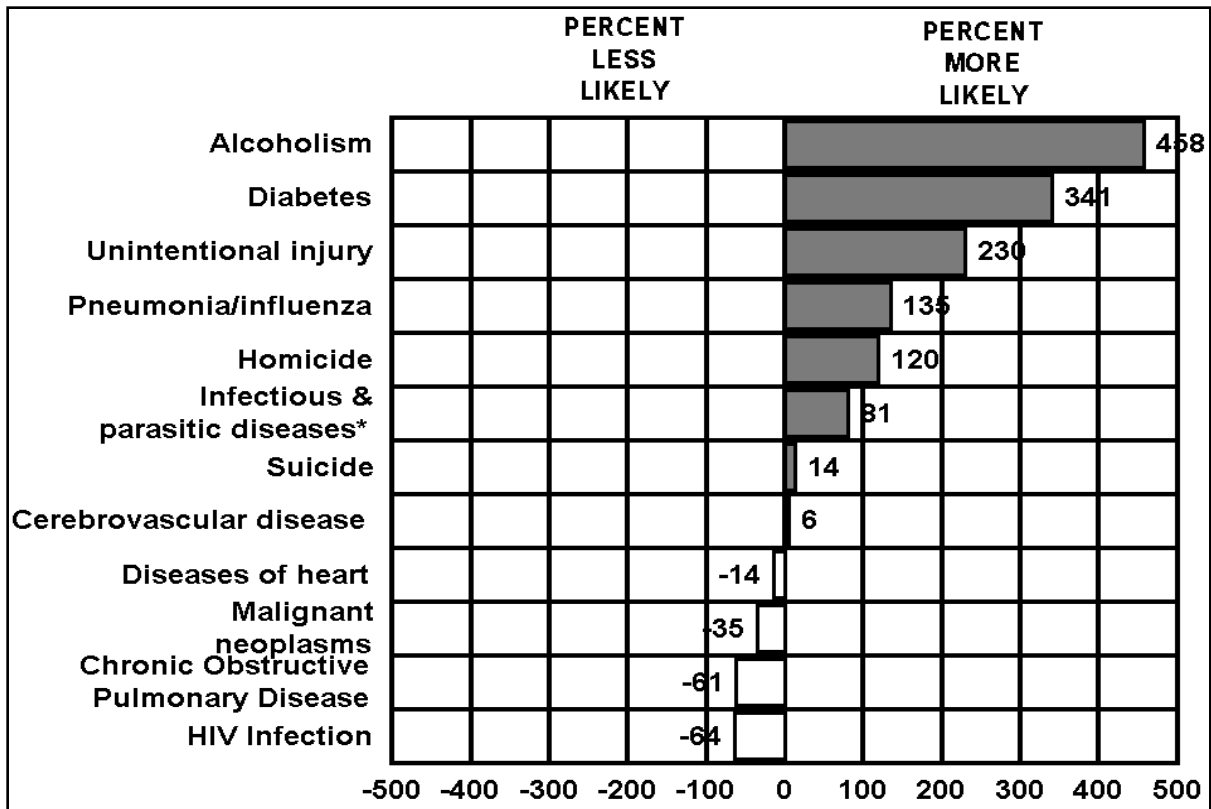
National Year 2000 Objective: Reduce death rates for children 1-14 years of age to no more than 28 per 100,000 (age-adjusted).

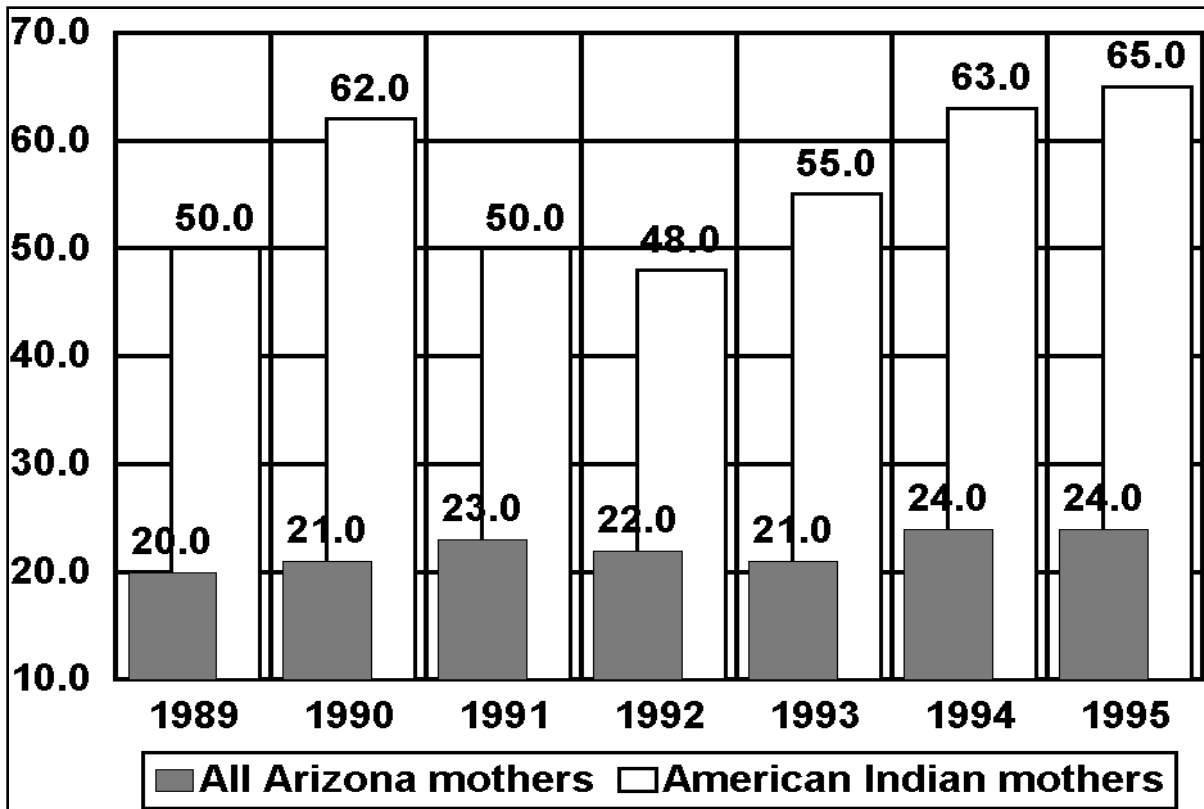


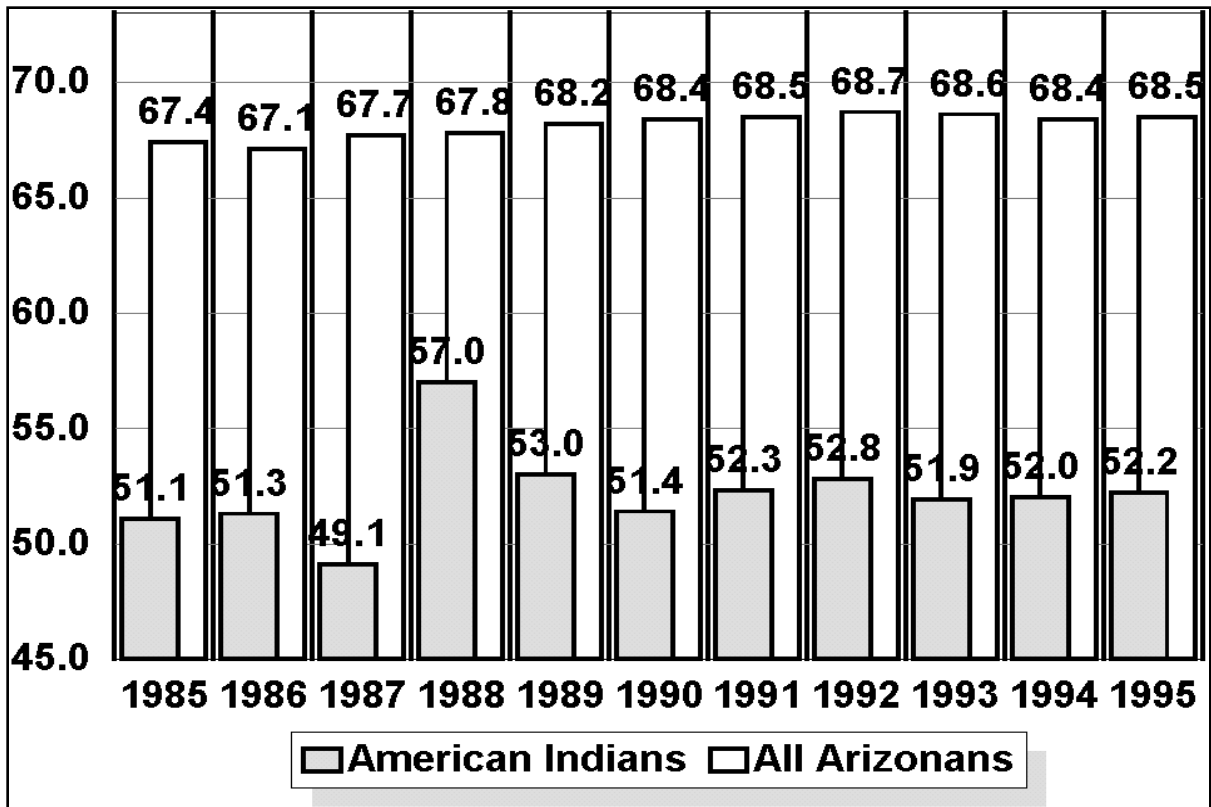
**Public Health Services
Office of Health Planning, Evaluation and Statistics
Arizona Center for Health Statistics**

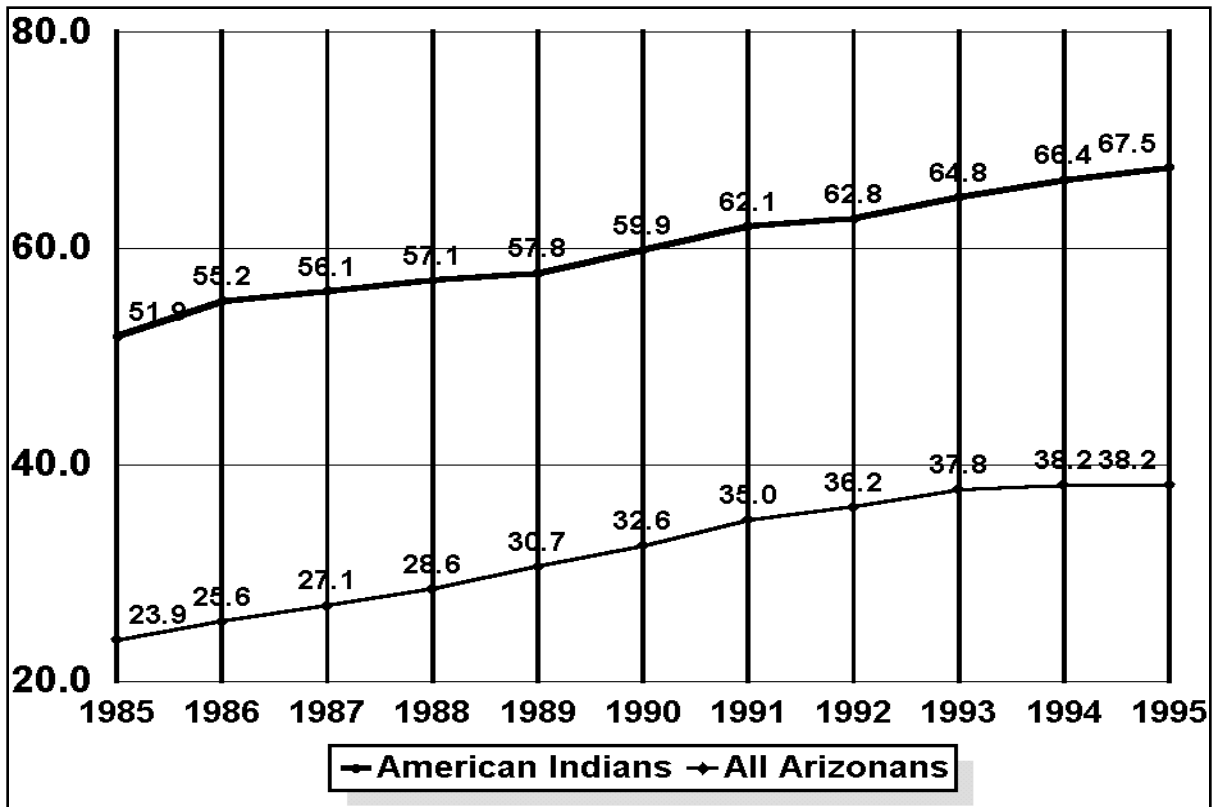
Phone: 602/542-7333; FAX: 602/542-1244

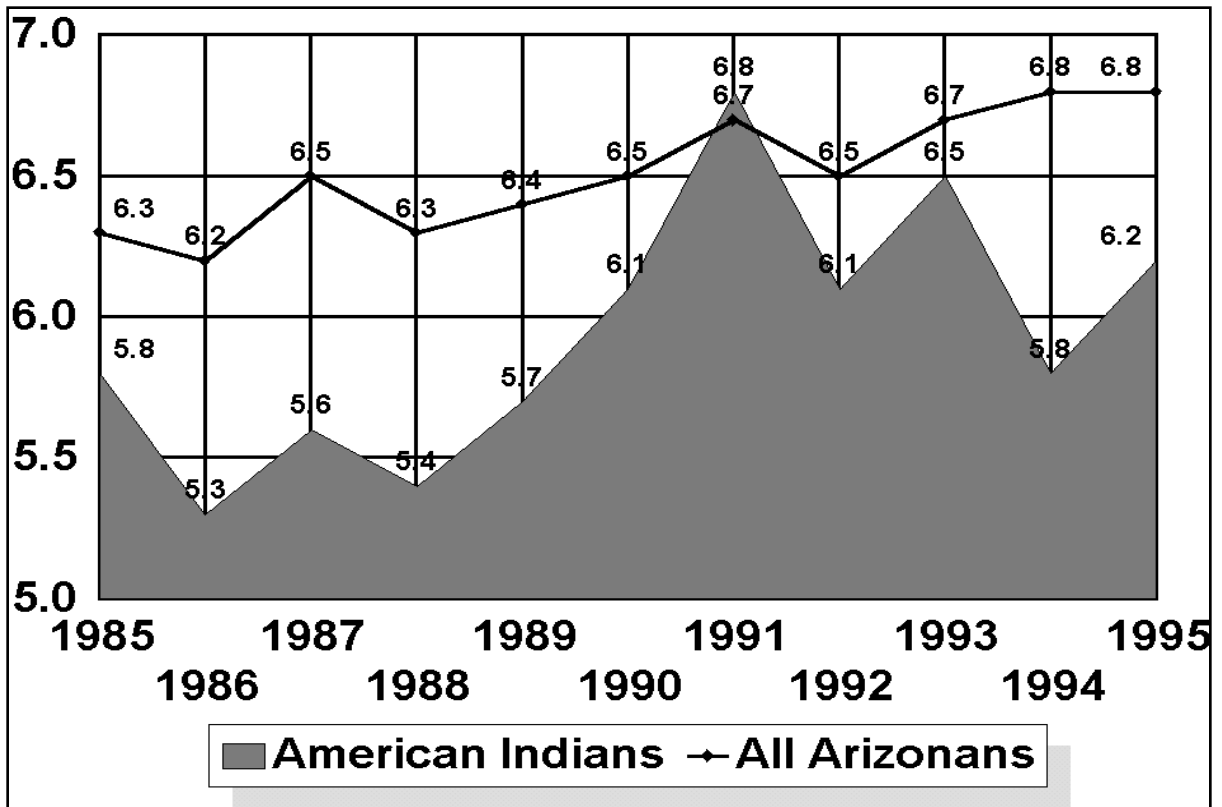


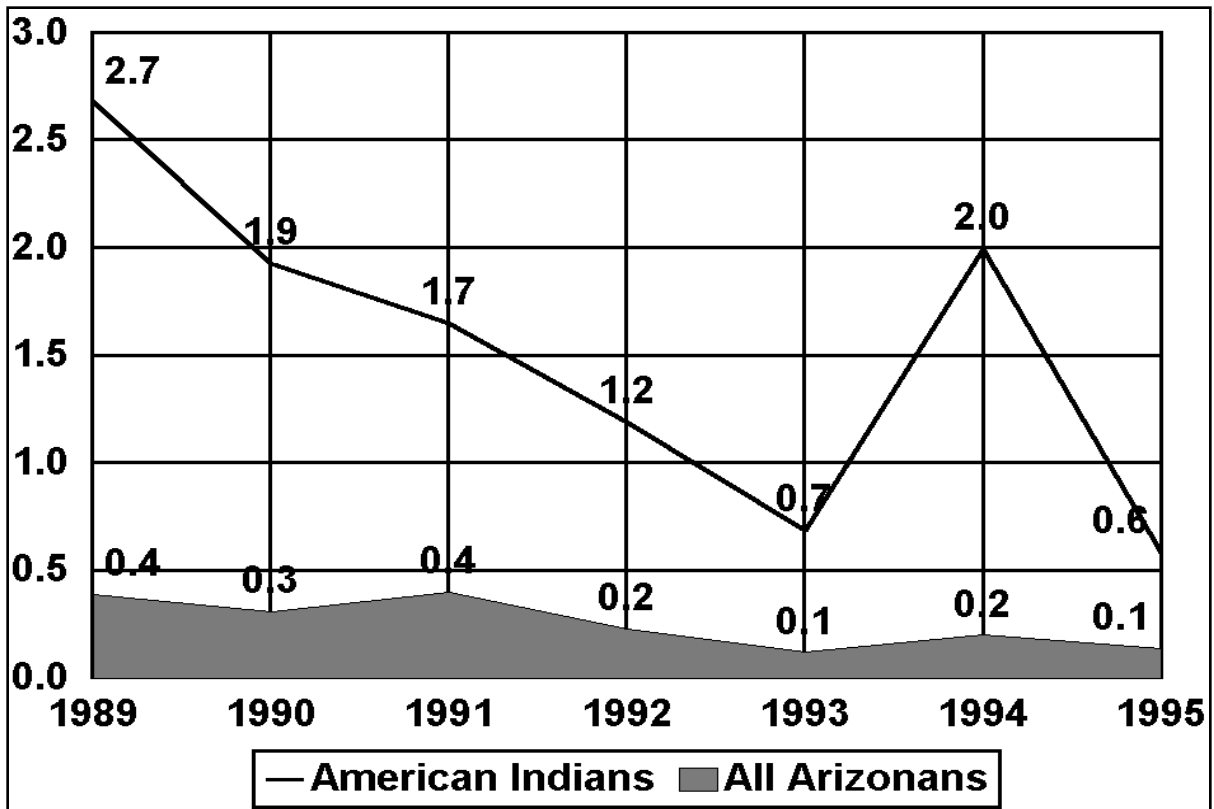


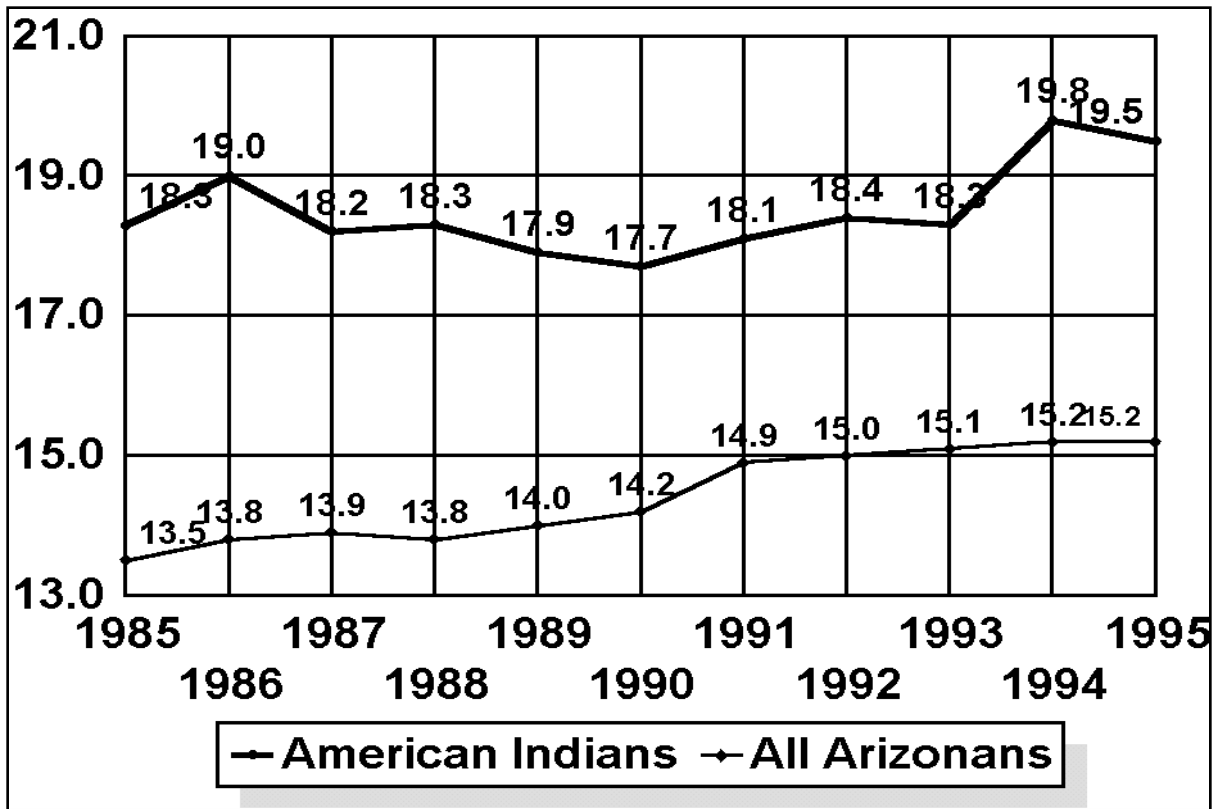


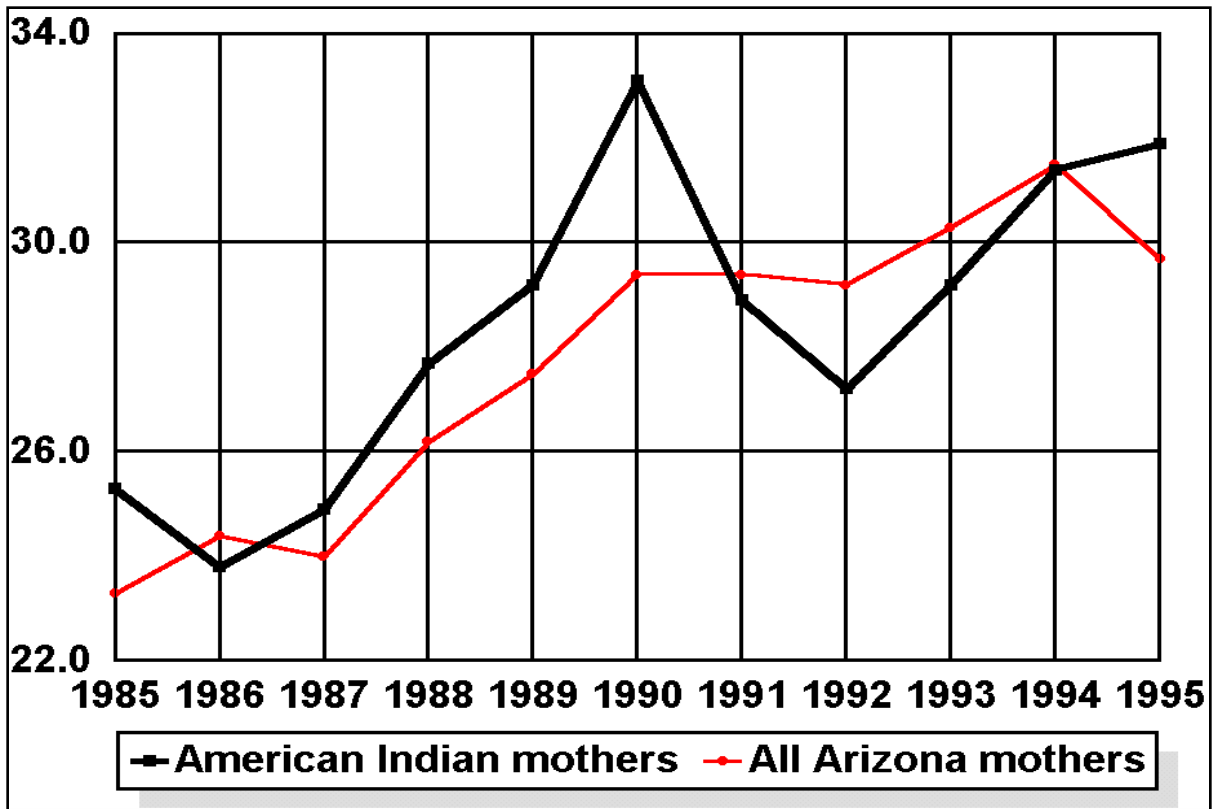


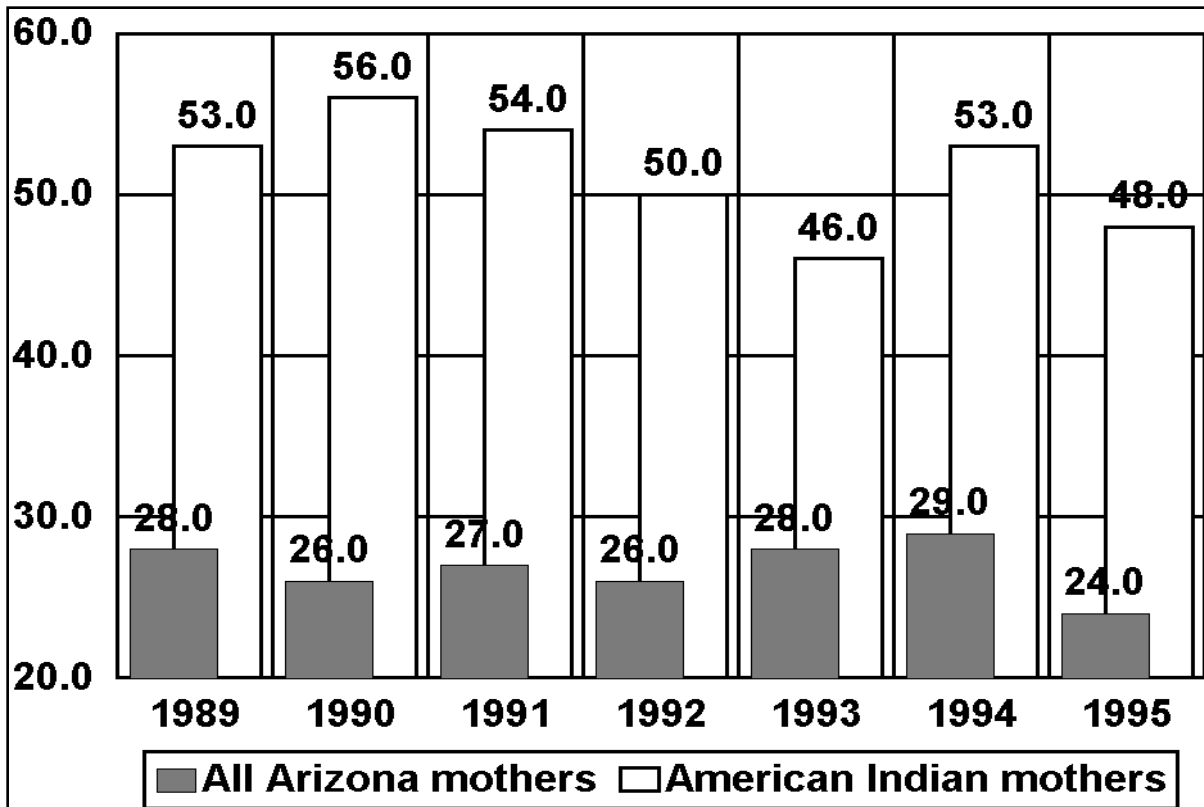


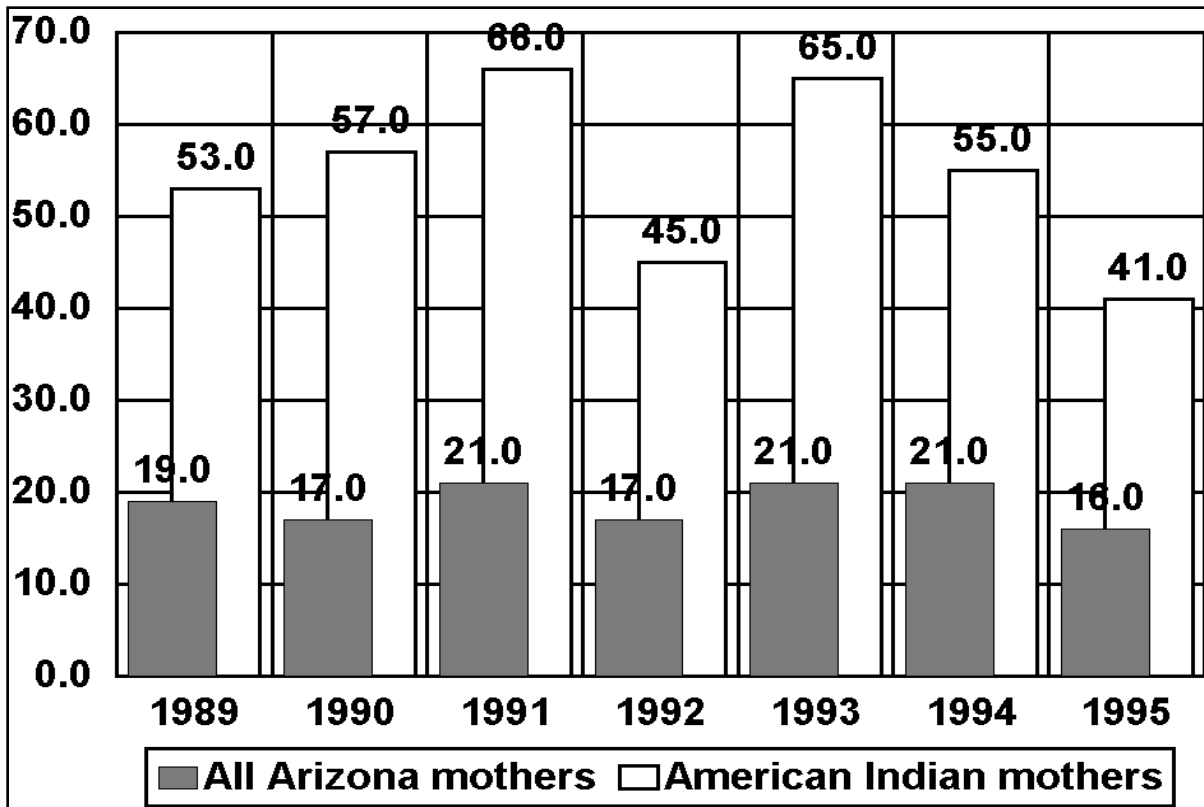












3.10 Trimester of Pregnancy Prenatal Care Began

	Total	Prenatal Care				
		No Care	1st trimester	2nd trimester	3rd trimester	Unknown
Residents of tribal communities	5086	134	2900	1478	506	68
Colorado River	34	2	18	11	1	2
Fort Apache	235	9	138	63	22	3
Fort McDowell	18	0	9	8	1	0
Gila River	150	1	102	34	9	4
Havasupai	5	0	2	2	1	0
Hopi	107	4	77	21	4	1
Hualapai	26	1	14	6	5	0
Kaibab	5	0	5	0	0	0
Navajo	1936	45	1078	599	202	12
Pascua Yaqui	1	0	1	0	0	0
Salt River	32	2	14	10	6	0
San Carlos	185	2	89	64	24	6
San Xavier	17	0	10	5	2	0
Tohono O Odham	148	9	90	37	11	1
Residents of tribal communities, total	2899	75	1647	860	288	29
Residents of non-tribal communities	2187	59	1253	618	218	39

3.11 Number of Prenatal Visits

	Total	Number of Prenatal Visits					
		No visits	1-4 visits	5-8 visits	9-12 visits	13+ visits	Unknown
Residents of tribal communities	5086	138	572	1390	1888	959	139
Colorado River	34	2	5	10	12	3	2
Fort Apache	235	10	32	60	76	42	15
Fort McDowell	18	0	0	5	8	4	1
Gila River	150	2	5	40	61	39	3
Havasupai	5	0	1	3	1	0	0
Hopi	107	4	11	32	39	21	0
Hualapai	26	1	6	6	9	1	3
Kaibab	5	0	0	0	4	1	0
Navajo	1936	46	235	568	691	364	32
Pascua Yaqui	1	0	0	0	1	0	0
Salt River	32	2	4	10	11	5	0
San Carlos	185	2	43	62	46	18	14
San Xavier	17	0	1	4	4	8	0
Tohono O Odham	148	9	16	24	59	39	1
Residents of tribal communities, total	2899	78	359	824	1022	545	71
Residents of non-tribal communities	2187	60	213	566	866	414	68

3.12 Obstetric Procedures

Total	Obstetric Procedures:*						
	Amniocentesis	Electro. Fetal Monitoring	Induction of Labor	Stimulation of Labor	Tocolysis	Ultrasound	Other

Residents of tribal communities	4772	80	4249	937	447	75	3083	492
Colorado River	10	0	8	7	2	1	6	0
Fort Apache	224	1	208	37	8	7	158	9
Fort McDowell	18	0	18	2	2	0	8	2
Gila River	149	8	141	28	2	0	125	79
Havasupai	5	1	5	2	1	0	2	0
Hopi	95	2	84	15	14	0	61	4
Hualapai	26	0	26	5	3	0	22	4
Kaibab	5	0	5	1	2	0	4	0
Navajo	1770	16	1675	299	174	27	1066	48
Pascua Yaqui	1	0	0	0	0	0	1	0
Salt River	29	0	25	10	0	0	13	2
San Carlos	182	3	168	26	32	2	159	7
San Xavier	17	0	14	4	3	0	16	9
Tohono O Odham	140	5	131	51	11	0	135	18
Residents of tribal communities, total	2671	36	2508	487	254	37	1776	182
Residents of non-tribal communities	2101	44	1741	450	193	38	1307	310

3.13 Complications of Labor and Delivery

	Total	Colorado River	Fort Apache	Fort McDowell	Gila River	Hopi	Hualapai	Kaibab	Navajo	Pascui Yaqui	Salt River	San Carlos	San Xavier	Tohono O Odham	Residents of non-tribal communities
Total	1882	5	105	7	51	49	6	3	722	1	11	46	10	86	780
Febrile	58	0	0	0	0	0	0	0	31	0	0	0	1	3	23

Meconium	267	1	13	1	2	9	1	0	98	0	1	3	2	29	107
Rupture of Membrane	237	1	4	0	2	11	0	0	131	0	2	4	0	2	80
Abruptio Placenta	28	0	1	1	0	3	0	0	10	0	0	1	1	1	10
Placenta Previa	14	0	1	0	0	1	0	0	5	0	0	0	0	0	7
Other Bleeding	106	0	1	0	0	4	0	0	84	0	0	1	0	1	15
Seizures	3	0	0	0	0	0	0	0	1	0	0	0	0	0	2
Precipitous Labor	111	0	2	0	0	5	0	0	75	0	1	4	0	2	22
Prolonged Labor	102	1	0	0	1	7	2	0	60	0	0	2	2	3	24
Dysfunctional Labor	118	0	1	1	1	4	0	0	79	0	0	0	1	0	31
Breech Malpresentation	163	3	3	3	5	2	0	1	52	0	2	17	0	2	73
Cephalopelvic Disp.	66	0	2	0	4	1	0	2	18	0	0	0	0	4	35
Cord Prolapse	8	0	0	0	0	0	0	0	4	0	0	0	0	0	4
Anesthetic Complications	2	0	0	0	0	0	0	0	0	0	0	1	0	0	1
Fetal Distress	115	0	5	0	2	3	0	0	46	0	0	10	0	2	47
Other	969	1	85	5	38	17	3	0	241	1	5	17	9	68	479

3.14 Method of Delivery

	Total	Method of Delivery:*				
		Vaginal	Vaginal after C-section	Primary C-Section	Repeat C-Section	Forceps

Residents of tribal communities	5043	4146	201	442	248	63	72
Colorado River	10	7	1	0	2	0	0
Fort Apache	234	195	5	16	18	8	4
Fort McDowell	18	13	1	2	2	0	0
Gila River	150	125	4	12	9	2	4
Havasupai	5	4	1	0	0	0	0
Hopi	106	95	2	5	4	0	1
Hualapai	26	21	0	2	3	0	1
Kaibab	5	3	0	0	2	1	0
Navajo	1934	1616	116	140	58	14	11
Pascua Yaqui	1	1	0	0	0	0	0
Salt River	32	30	0	1	1	0	0
San Carlos	185	138	3	27	17	7	4
San Xavier	17	14	0	2	1	0	1
Tohono O Odham	148	118	3	13	14	1	4
Residents of tribal communities, total	2871	2380	136	220	131	33	30
Residents of non-tribal communities	2172	1766	65	222	117	30	42

3.15 Attendant at Birth

	Total	Attendant					
		M.D.	C.N.M.	Hospital Admission	Midwife	D.O.	Other
Residents of tribal communities	5086	2786	2016	8	3	233	40
Colorado River	34	33	1	0	0	0	0
Fort Apache	235	205	11	1	1	15	2

Fort McDowell	18	12	5	0	0	1	0
Gila River	150	67	24	2	0	56	1
Havasupai	5	1	3	0	0	1	0
Hopi	107	57	48	0	0	2	0
Hualapai	26	20	0	0	0	6	0
Kaibab	5	5	0	0	0	0	0
Navajo	1936	697	1194	3	1	29	12
Pascua Yaqui	1	1	0	0	0	0	0
Salt River	32	11	19	0	0	2	0
San Carlos	185	175	7	1	0	1	1
San Xavier	17	12	5	0	0	0	0
Tohono O Odham	148	88	59	0	0	0	1
Residents of tribal communities, total	2899	1384	1376	7	2	113	17
Residents of non-tribal communities	2187	1402	640	1	1	120	23

This page is maintained by:
Kurt Batsche, ADHS, OHPES

Public Health Services
Office of Health Planning, Evaluation and Statistics
Arizona Center for Health Statistics

Phone: 602/542-7333; FAX: 602/542-1244

3.1 Maternal Age

	Total	Age Group Of Mother									
		<15	15-17	18-19	20-24	25-29	30-34	35-39	40-44	45+	Unknown
Residents of tribal communities	5086	25	387	579	1540	1147	882	430	93	1	2
Colorado River	34	1	5	6	12	5	5	0	0	0	0
Fort Apache	235	0	18	27	74	51	48	14	3	0	0
Fort McDowell	18	0	4	1	6	0	4	2	1	0	0
Gila River	150	2	15	18	40	36	22	17	0	0	0
Havasupai	5	0	1	0	2	1	1	0	0	0	0
Hopi	107	0	8	18	26	23	20	10	2	0	0
Hualapai	26	1	0	7	6	7	2	3	0	0	0
Kaibab	5	0	0	0	3	1	1	0	0	0	0
Navajo	1936	8	130	210	580	414	348	197	46	1	2
Pascua Yaqui	1	0	0	0	0	1	0	0	0	0	0
Salt River	32	0	6	6	4	9	4	2	1	0	0
San Carlos	185	0	13	19	54	47	28	21	3	0	0
San Xavier	17	0	1	4	5	3	3	1	0	0	0
Tohono O Odham	148	3	16	15	41	32	27	12	2	0	0

Residents of tribal communities, total	2899	15	217	331	853	630	513	279	58	1	2
Residents of non-tribal communities	2187	10	170	248	687	517	369	151	35	0	0

3.2 Educational Attainment Of Mother

	Total	Mother's Education						
		< 8	8	9-11	12	13-16	17+	Unknown
Residents of tribal communities	5086	74	179	1536	2001	1113	46	137
Colorado River	34	1	2	12	16	3	0	0
Fort Apache	235	4	14	86	87	39	2	3
Fort McDowell	18	0	0	7	9	2	0	0
Gila River	150	4	8	58	50	20	0	10
Havasupai	5	0	0	2	2	1	0	0
Hopi	107	0	1	30	50	25	0	1
Hualapai	26	0	1	8	16	1	0	0
Kaibab	5	0	0	1	3	1	0	0
Navajo	1936	34	54	550	809	406	11	72

Pascua Yaqui	1	1	0	0	0	0	0	0
Salt River	32	0	1	17	8	4	0	2
San Carlos	185	0	3	78	55	46	1	2
San Xavier	17	0	0	8	5	4	0	0
Tohono O Odham	148	0	5	64	57	19	1	2
Residents of tribal communities, total	2899	44	89	921	1167	571	15	92
Residents of non-tribal communities	2187	30	90	615	834	542	31	45

3.3 Marital Status of Mother

	Total	Marital Status		
		Unmarried	Married	Unknown
Residents of tribal communities	5086	3433	1617	36
Colorado River	34	8	2	24
Fort Apache	235	133	102	0
Fort McDowell	18	16	2	0
Gila River	150	126	24	0
Havasupai	5	4	1	0
Hopi	107	83	24	0

Hualapai	26	17	9	0
Kaibab	5	2	3	0
Navajo	1936	1309	626	1
Pascua Yaqui	1	1	0	0
Salt River	32	22	10	0
San Carlos	185	95	90	0
San Xavier	17	12	5	0
Tohono O Odham	148	125	23	0
Residents of tribal communities, total	2899	1953	921	25
Residents of non-tribal communities	2187	1480	696	11

3.4 Race/Ethnicity of Father

	Total	Ethnicity of Father					
		Non-Hispanic White	Hispanic	Black	Native American	Asian	Unknown
Residents of tribal communities	5086	215	189	57	2160	14	2451
Colorado River	34	2	4	0	16	0	12
Fort Apache	235	0	0	0	147	1	87
Fort McDowell	18	1	0	1	5	0	11
Gila River	150	1	2	0	28	0	119

Havasupai	5	0	0	0	1	0	4
Hopi	107	0	1	0	53	0	53
Hualapai	26	1	0	1	7	0	17
Kaibab	5	1	1	0	2	0	1
Navajo	1936	13	8	8	1088	2	817
Pascua Yaqui	1	0	0	0	0	0	1
Salt River	32	0	3	0	10	1	18
San Carlos	185	3	2	0	109	1	70
San Xavier	17	1	0	0	6	0	10
Tohono O Odham	148	2	2	1	43	0	100
Residents of tribal communities, total	2899	25	23	11	1515	5	1320
Residents of non-tribal communities	2187	190	166	46	645	9	1131

3.5 Age of Father

Total	Age Group of Father									
	<15	15-17	18-19	20-24	25-29	30-34	35-39	40-44	45+	Unknown

Residents of tribal communities	5086	2	53	173	715	721	570	377	154	60	2261
Colorado River	34	0	1	4	5	6	4	2	0	0	12
Fort Apache	235	0	8	14	41	36	38	17	4	2	75
Fort McDowell	18	0	0	1	3	1	2	0	1	0	10
Gila River	150	0	2	5	5	13	10	8	1	0	106
Havasupai	5	0	0	0	1	0	0	1	0	0	3
Hopi	107	0	5	5	13	12	15	8	4	0	45
Hualapai	26	0	0	1	0	2	2	3	1	0	17
Kaibab	5	0	0	0	2	2	0	0	0	0	1
Navajo	1936	0	21	73	282	293	241	176	72	31	747
Pascua Yaqui	1	0	0	0	0	0	0	0	0	0	1
Salt River	32	0	1	3	2	5	5	2	0	0	14
San Carlos	185	0	0	7	38	35	22	12	8	5	58
San Xavier	17	0	0	0	1	3	2	0	1	0	10
Tohono O Odham	148	0	1	4	13	15	11	8	4	0	92
Residents of tribal communities, total	2899	0	39	117	406	423	352	237	96	38	1191
Residents of non-tribal communities	2187	2	14	56	309	298	218	140	58	22	1070

3.6 Source of Payment for Labor and Delivery

	Total	Payee for Birth				
		AHCCCS	IHS	Private Insurance	Self Pay	Unknown
Residents of tribal communities	5086	1854	2330	457	53	392
Colorado River	34	9	1	0	0	24
Fort Apache	235	168	55	9	1	2
Fort McDowell	18	10	3	3	0	2
Gila River	150	28	97	17	4	4
Havasupai	5	3	1	0	1	0
Hopi	107	12	88	2	2	3
Hualapai	26	12	3	7	4	0
Kaibab	5	0	0	0	0	5
Navajo	1936	278	1373	48	6	231
Pascua Yaqui	1	1	0	0	0	0
Salt River	32	14	13	3	1	1
San Carlos	185	112	62	8	2	1
San Xavier	17	2	11	4	0	0
Tohono O Odham	148	31	102	11	2	2
Residents of tribal communities, total	2899	680	1809	112	23	275
Residents of non-tribal communities	2187	1174	521	345	30	117

**Public Health Services
Office of Health Planning, Evaluation and Statistics
Arizona Center for Health Statistics**

Phone: 602/542-7333; FAX: 602/542-1244

3.16 Gestational Age

	Total	Length of Gestation				
		<37 weeks	37 weeks	38-41 weeks	42+ weeks	Unknown
Residents of tribal communities	5086	440	319	4196	85	46
Colorado River	34	2	2	5	1	24
Fort Apache	235	28	14	191	2	0
Fort McDowell	18	0	6	11	1	0
Gila River	150	8	10	131	1	0
Havasupai	5	0	0	5	0	0
Hopi	107	10	8	87	2	0
Hualapai	26	2	3	21	0	0
Kaibab	5	0	1	4	0	0
Navajo	1936	149	107	1643	35	2
Pascua Yaqui	1	0	0	1	0	0
Salt River	32	3	0	28	0	1
San Carlos	185	27	6	146	5	1
San Xavier	17	4	2	11	0	0
Tohono O Odham	148	19	22	104	1	2
Residents of tribal communities, total	2899	252	181	2388	48	30
Residents of non-tribal communities	2187	188	138	1808	37	16

Total	2187	188	138	1808	37	16
--------------	------	-----	-----	------	----	----

3.17 Weight at Birth

	Total	Weight at birth	
		LBW <2,500 g	Non-LBW 2,500g+
Residents of tribal communities	5086	317	4769
Colorado River	34	2	32
Fort Apache	235	21	214
Fort McDowell	18	2	16
Gila River	150	5	145
Havasupai	5	0	5
Hopi	107	7	100
Hualapai	26	0	26
Kaibab	5	0	5
Navajo	1936	110	1826
Pascuas Yaqui	1	0	1
Salt River	32	3	29
San Carlos	185	16	169
San Xavier	17	1	16

Tohono O Odham	148	11	137
Residents of tribal communities, total	2899	178	2721
Residents of non-tribal communities	2187	139	2048

3.18 Abnormal Conditions of the Newborn

	Total	Colorado River	Fort Apache	Fort McDowell	Gila River	Hopi	Hualapai	Navajo	Salt River	San Carlos	San Xavier	Tohono O Odham	Residents of non-tribal communities
Total	361	4	32	2	11	5	2	86	2	15	3	25	174
Anemia	8	0	0	0	1	0	0	2	0	0	0	0	5
Birth Injury	1	0	0	0	0	0	0	0	0	0	0	0	1
Fetal Alcohol Syndrome	3	0	0	0	0	0	0	1	0	1	0	0	1
Membrane Disease	6	0	0	0	1	0	0	3	0	0	0	0	2
Meconium Aspiration	10	0	1	0	1	0	0	5	0	0	0	0	3
Assisted Vent.<30 min	29	0	0	0	0	1	0	13	0	2	0	0	13
Assisted Vent.>30 min.	21	0	0	1	1	1	1	11	0	1	0	0	5

Seizures	2	0	0	0	0	0	0	1	0	0	0	0	1
Other	314	4	31	1	9	4	2	65	2	13	3	25	155

3.19 Congenital Anomalies (Birth Defects)

	Total	Colorado River	Fort Apache	Gila River	Hualapai	Navajo	San Carlos	Tohono O Odham	Residents of non-tribal communities
Total	142	25	11	2	2	37	9	2	54
Anencephalus	2	0	1	0	0	1	0	0	0
Spina Bifida	1	0	0	0	0	1	0	0	0
Hydrocephalus	3	0	0	0	0	2	0	0	1
Heart Malformations	4	0	0	0	0	1	1	0	2
Other Resp./Circulatory	9	0	0	1	0	1	0	0	7
Rectal Atresia	1	0	0	0	0	1	0	0	0
Omphalocele	1	0	0	0	0	0	0	0	1
Malformed Genitalia	1	0	0	0	0	0	0	0	1
Other Urogenital	1	0	0	0	0	1	0	0	0
Cleft Lip/Palate	8	0	0	0	0	5	1	0	2
Polydactyly	4	0	0	0	0	3	0	0	1
Club Foot	1	0	0	0	1	0	0	0	0
Other Muscoskeletal	4	0	0	0	0	3	0	0	1

Down's Syndrome	2	0	0	0	0	2	0	0	0
Other Chromosomal	3	0	1	0	0	1	0	0	1
Other	67	1	10	1	1	14	7	2	31
Unknown	36	24	0	0	0	2	0	0	10

3-20 Causes of Infant Death

	Total	Fort Apache	Hualapai	Navajo	Salt River	Tohono O Odham	Resided off reservation
Total, All Causes	49	3	1	20	1	3	21
Conditions Originating in the Perinatal Period	8	0	0	3	0	0	5
-Low birthweight/short gestation	3	0	0	0	0	0	3
-Intrauterine hypoxia or birth asphyxia	1	0	0	1	0	0	0
-Other perinatal conditions	4	0	0	2	0	0	2
-Congenital Anomalies	15	1	0	6	0	0	8
-Heart and/or circulatory system	3	0	0	1	0	0	2
-Respiratory system	1	0	0	1	0	0	0
-Brain, spinal cord or nervous system	2	0	0	0	0	0	2
Other anomalies	9	1	0	4	0	0	4
Sudden Infant Death Syndrome(SIDS)	10	1	0	2	0	3	4
Pneumonia/Influenza	5	0	0	3	0	0	2
All Other Causes	11	1	1	6	1	0	2

**This page is maintained by:
Kurt Batsche, ADHS, OHPES**

**Public Health Services
Office of Health Planning, Evaluation and Statistics
Arizona Center for Health Statistics**

Phone: 602/542-7333; FAX: 602/542-1244

3.7 Maternal Weight Gain During Pregnancy

	Total	Weight Gain				
		None	1-10 Pounds	11-20 Pounds	21 or more	Unknown
Residents of tribal communities	5086	41	322	1017	2924	782
Colorado River	34	0	0	1	8	25
Fort Apache	235	1	15	44	121	54
Fort McDowell	18	0	0	2	16	0
Gila River	150	3	11	33	76	27
Havasupai	5	0	1	1	3	0
Hopi	107	0	6	28	50	23
Hualapai	26	0	1	7	17	1
Kaibab	5	0	1	1	3	0
Navajo	1936	13	162	446	970	345
Pascua Yaqui	1	0	0	0	1	0
Salt River	32	0	1	7	21	3
San Carlos	185	2	7	42	107	27
San Xavier	17	0	2	2	12	1
Tohono O Odham	148	2	12	33	75	26
Residents of tribal communities, total	2899	21	219	647	1480	532
Residents of non-tribal communities	2187	20	103	370	1444	250

3.8 Medical Risk Factors of Pregnancy

	Total	Colorado River	Fort Apache	Fort McDowell	Gila River	Havasupai	Hopi	Hualapai	Kaibab	Navajo	Salt River	San Carlos	San Xavier	Tohono O Odham	Residents of non-tribal communities
Total	1929	4	130	5	78	3	37	7	1	756	8	75	12	105	708
Anemia	206	0	14	2	10	0	2	0	0	102	1	16	0	3	56
Cardiac Disease	15	0	0	0	1	0	2	0	0	4	0	1	0	0	7
Lung Disease	10	0	0	0	1	0	0	0	0	2	0	0	0	0	7
Diabetes	332	0	19	1	34	0	10	2	0	80	1	21	2	20	142
Genital Herpes	15	1	0	0	1	0	0	1	0	7	0	2	0	0	3
Hydramnios	93	0	0	0	0	0	0	0	0	56	1	1	0	6	29
Hemoglobinopathy	3	0	1	0	0	0	0	0	0	1	0	0	0	0	1
Chronic Hypertension	66	0	3	0	2	0	6	0	0	39	0	3	0	0	13
Pregnancy Associated Hypertension	242	0	20	0	10	1	10	0	0	105	0	12	1	8	75
Eclampsia	84	1	2	1	1	1	0	0	0	11	0	2	3	20	42
Previous Infant 4000+g	83	0	3	0	0	0	0	0	0	56	0	7	0	0	17
Previous SGA Infant	53	0	0	0	1	0	1	0	0	36	0	3	0	2	10
Renal Disease	12	0	0	0	1	0	2	0	1	6	0	0	0	0	2
RH Sensitization	3	0	1	0	0	0	0	0	0	1	0	0	0	0	1
Uterine Bleeding	10	0	2	0	0	0	0	0	0	6	0	0	0	0	2
Other	1118	3	86	2	51	1	14	4	0	387	6	24	10	78	452

3.9 Substance Use During Pregnancy

	Total	Substance Use

		Alcohol Use	Tobacco Use	Both	None
Residents of tribal communities	5086	139	195	56	4696
Colorado River	34	1	1	0	32
Fort Apache	235	17	11	7	200
Fort McDowell	18	1	0	0	17
Gila River	150	4	7	2	137
Havasupai	5	0	0	0	5
Hopi	107	3	5	1	98
Hualapai	26	6	0	0	20
Kaibab	5	0	1	0	4
Navajo	1936	38	21	9	1868
Pascua Yaqui	1	0	0	0	1
Salt River	32	2	1	1	28
San Carlos	185	12	7	5	161
San Xavier	17	1	1	0	15
Tohono O Odham	148	10	6	2	130
Residents of tribal communities, total	2899	95	61	27	2716
Residents of non-tribal communities	2187	44	134	29	1980

Public Health Services
Office of Health Planning, Evaluation and Statistics
Arizona Center for Health Statistics

Phone: 602/542-7333; FAX: 602/542-1244

4.10 Leading Causes of Death by Age Group Among Residents of Fort Apache Tribal Communities

	Total	Age Group:								
		<1	1-4	5-14	15-24	25-34	35-44	45-54	55-64	65+
Total	71	3	1	1	7	7	11	10	9	22
Unintentional injury	9	0	1	1	3	1	2	0	0	1
Motor Vehicle-Related	8	0	1	1	3	0	2	0	0	1
Drowning	0	0	0	0	0	0	0	0	0	0
Other Injury	1	0	0	0	0	1	0	0	0	0
Diseases of Heart	12	0	0	0	1	1	2	2	0	6
Malignant Neoplasms	5	0	0	0	0	0	1	0	0	4
Diabetes	4	0	0	0	0	0	0	0	3	1
Alcoholism	9	0	0	0	0	1	3	4	1	0
Pneumonia/Influenza	3	0	0	0	0	0	0	2	0	1
Homicide/Legal-intervention	3	0	0	0	1	1	0	1	0	0
Suicide	2	0	0	0	1	1	0	0	0	0
Cerebrovascular Disease	3	0	0	0	0	0	0	0	1	2
Infectious & Parasitic Diseases	4	0	0	0	1	0	0	0	2	1
HIV Infection	1	0	0	0	0	0	0	0	1	0

Other Infectious Disease	3	0	0	0	1	0	0	0	1	1
Ill Defined Conditions	2	1	0	0	0	0	0	0	1	0
Congenital Anomalies	2	1	0	0	0	0	1	0	0	0
Chronic Obstructive Pulmonary Disease	2	0	0	0	0	0	0	0	0	2
All Other Causes	11	1	0	0	0	2	2	1	1	4

This page is maintained by:
Kurt Batsche, ADHS, OHPEs

Public Health Services
Office of Health Planning, Evaluation and Statistics
Arizona Center for Health Statistics

Phone: 602/542-7333; FAX: 602/542-1244

4.11 Leading Causes of Death by Age Group Among Residents of Gila River Tribal Communities

	Total	Age Group:							
		1-4	5-14	15-24	25-34	35-44	45-54	55-64	65+
Total	98	4	1	7	11	10	16	15	34
Unintentional injury	17	1	0	4	5	2	2	2	1
Motor Vehicle-Related	12	0	0	3	4	1	2	1	1
Drowning	1	0	0	0	0	1	0	0	0
Other Injury	4	1	0	1	1	0	0	1	0
Diseases of Heart	11	0	0	0	0	1	4	1	5
Malignant Neoplasms	12	0	1	0	1	0	1	2	7
Diabetes	15	0	0	0	0	1	5	6	3
Alcoholism	6	0	0	0	0	3	2	1	0
Pneumonia/Influenza	5	0	0	0	0	0	1	0	4
Homicide/Legal-intervention	7	1	0	3	1	2	0	0	0
Suicide	1	0	0	0	1	0	0	0	0
Cerebrovascular Disease	5	0	0	0	0	0	0	1	4
Infectious & Parasitic Diseases	4	0	0	0	1	0	0	0	3
HIV Infection	1	0	0	0	1	0	0	0	0
Other Infectious Disease	3	0	0	0	0	0	0	0	3

Ill Defined Conditions	2	1	0	0	1	0	0	0	0
Congenital Anomalies	1	1	0	0	0	0	0	0	0
Chronic Obstructive Pulmonary Disease	1	0	0	0	0	0	0	0	1
All Other Causes	11	0	0	0	1	1	1	2	6

**This page is maintained by:
Kurt Batsche, ADHS, OHPEs**

**Public Health Services
Office of Health Planning, Evaluation and Statistics
Arizona Center for Health Statistics**

Phone: 602/542-7333; FAX: 602/542-1244

4.12 Leading Causes of Death by Age Group Among Residents of Salt River Tribal Communities

	Total	Age Group:							
		<1	1-4	15-24	25-34	35-44	45-54	55-64	65+
Total	23	1	1	2	2	4	3	4	6
Unintentional injury	2	0	1	1	0	0	0	0	0
Motor Vehicle -Related	1	0	0	1	0	0	0	0	0
Drowning	1	0	1	0	0	0	0	0	0
Diseases of Heart	6	0	0	0	0	1	1	1	3
Malignant Neoplasms	1	0	0	0	0	1	0	0	0
Diabetes	1	0	0	0	0	0	0	1	0
Alcoholism	1	0	0	0	0	0	0	1	0
Pneumonia/Influenza	1	0	0	0	0	0	1	0	0
Homicide/Legal-intervention	2	1	0	1	0	0	0	0	0
Suicide	1	0	0	0	1	0	0	0	0
Infectious & Parasitic Diseases	1	0	0	0	1	0	0	0	0
HIV Infection	1	0	0	0	1	0	0	0	0
Chronic Obstructive Pulmonary Disease	1	0	0	0	0	0	0	0	1
All Other Causes	6	0	0	0	0	2	1	1	2

**This page is maintained by:
Kurt Batsche, ADHS, OHPES**

**Public Health Services
Office of Health Planning, Evaluation and Statistics
Arizona Center for Health Statistics**

Phone: 602/542-7333; FAX: 602/542-1244

4.13 Leading Cause of Death by Age Group Among Residents of San Carlos Tribal Communities

	Total	Age Group:						
		5-14	15-24	25-34	35-44	45-54	55-64	65+
Total	43	1	2	3	4	5	10	18
Unintentional injury	8	1	2	2	1	1	1	0
Motor Vehicle -Related	6	1	1	1	1	1	1	0
Drowning	0	0	0	0	0	0	0	0
Other Injury	2	0	1	1	0	0	0	0
Diseases of Heart	5	0	0	0	0	0	0	5
Malignant Neoplasms	5	0	0	0	0	2	2	1
Diabetes	9	0	0	0	1	0	1	7
Alcoholism	3	0	0	0	1	1	0	1
Pneumonia/Influenza	2	0	0	0	0	0	0	2
Suicide	1	0	0	1	0	0	0	0
Infectious & Parasitic Diseases	1	0	0	0	1	0	0	0
HIV Infection	1	0	0	0	1	0	0	0
Other Infectious Disease	0	0	0	0	0	0	0	0
All Other Causes	8	0	0	0	0	1	6	1

This page is maintained by:
Kurt Batsche, ADHS, OHPEs

**Public Health Services
Office of Health Planning, Evaluation and Statistics
Arizona Center for Health Statistics**

Phone: 602/542-7333; FAX: 602/542-1244

4.1 Age-Specific Mortality

	Total	Age Group:								
		<1	1-4	5-14	15-24	25-34	35-44	45-54	55-64	65+
Total	1406	49	31	22	116	133	196	141	171	547
Ak Chin	1	0	0	0	0	0	0	1	0	0
Colorado River	19	0	0	0	3	0	2	1	6	7
Fort Apache	71	3	1	1	7	7	11	10	9	22
Fort McDowell	3	0	1	0	1	0	1	0	0	0
Gila Bend	1	0	0	0	0	0	0	0	1	0
Gila River	98	0	4	1	7	11	10	16	15	34
Havasupai	2	0	0	0	0	0	2	0	0	0
Hopi	45	0	0	1	3	3	9	1	5	23
Hualapai	14	1	0	0	2	2	1	1	1	6
Kaibab	1	0	0	0	0	0	0	0	0	1
Navajo	474	20	5	12	33	39	63	30	46	226
Salt River	23	1	1	0	2	2	4	3	4	6
San Carlos	43	0	0	1	2	3	4	5	10	18
San Xavier	13	0	0	0	1	1	2	3	1	5
Tohono O Odham	92	3	2	0	4	12	8	8	21	34
Resided on reservation, total	900	28	14	16	65	80	117	79	119	382

Resided off reservation	506	21	17	6	51	53	79	62	52	165
--------------------------------	-----	----	----	---	----	----	----	----	----	-----

4.2 Age-Specific Mortality Among Males

	Total	Age Group:								
		<1	1-4	5-14	15-24	25-34	35-44	45-54	55-64	65+
Total	823	22	15	12	99	103	141	82	103	246
Ak Chin	1	0	0	0	0	0	0	1	0	0
Colorado River	12	0	0	0	2	0	2	1	3	4
Fort Apache	48	1	0	1	7	6	7	9	5	12
Fort McDowell	2	0	1	0	0	0	1	0	0	0
Gila River	54	0	2	0	6	7	8	9	10	12
Havasupai	1	0	0	0	0	0	1	0	0	0
Hopi	25	0	0	1	3	3	7	1	4	6
Hualapai	7	1	0	0	2	2	0	0	0	2
Navajo	271	8	0	7	28	32	48	16	28	104
Salt River	13	1	1	0	2	2	3	1	1	2
San Carlos	21	0	0	0	2	3	3	3	5	5
San Xavier	7	0	0	0	1	0	2	1	1	2
Tohono O Odham	50	0	1	0	4	8	8	4	11	14
Resided on reservation, total	512	11	5	9	57	63	90	46	68	163

Resided off reservation	311	11	10	3	42	40	51	36	35	83
--------------------------------	-----	----	----	---	----	----	----	----	----	----

4.3 Age-Specific Mortality Among Females

	Total	Age Group								
		<1	1-4	5-14	15-24	25-34	35-44	45-54	55-64	65+
Total	583	27	16	10	17	30	55	59	68	301
Colorado River	7	0	0	0	1	0	0	0	3	3
Fort Apache	23	2	1	0	0	1	4	1	4	10
Fort McDowell	1	0	0	0	1	0	0	0	0	0
Gila River	1	0	0	0	0	0	0	0	1	0
Gila River	44	0	2	1	1	4	2	7	5	22
Havasupai	1	0	0	0	0	0	1	0	0	0
Hopi	20	0	0	0	0	0	2	0	1	17
Hualapai	7	0	0	0	0	0	1	1	1	4
Kaibab	1	0	0	0	0	0	0	0	0	1
Navajo	203	12	5	5	5	7	15	14	18	122
Salt River	10	0	0	0	0	0	1	2	3	4
San Carlos	22	0	0	1	0	0	1	2	5	13
San Xavier	6	0	0	0	0	1	0	2	0	3
Tohono O Odham	42	3	1	0	0	4	0	4	10	20

Resided on reservation, total	388	17	9	7	8	17	27	33	51	219
Resided off reservation	195	10	7	3	9	13	28	26	17	82

**This page is maintained by:
Kurt Batsche, ADHS, OHPES**

**Public Health Services
Office of Health Planning, Evaluation and Statistics
Arizona Center for Health Statistics**

Phone: 602/542-7333; FAX: 602/542-1244

4.14 Leading Causes of Death by Age Group Among Residents of Tohono O Odham Tribal Communities

	Total	Age Group:							
		<1	1-4	15-24	25-34	35-44	45-54	55-64	65+
Total	92	3	2	4	12	8	8	21	34
Unintentional injury	14	0	1	1	5	0	1	5	1
Motor Vehicle -Related	10	0	0	1	5	0	1	3	0
Drowning	1	0	1	0	0	0	0	0	0
Other Injury	3	0	0	0	0	0	0	2	1
Diseases of Heart	8	0	0	0	0	0	0	0	8
Malignant Neoplasms	11	0	0	0	1	0	1	1	8
Diabetes	5	0	0	0	0	0	0	3	2
Alcoholism	13	0	0	0	2	4	1	5	1
Pneumonia/Influenza	3	0	0	0	0	0	0	1	2
Homicide/Legal-intervention	4	0	1	1	2	0	0	0	0
Suicide	2	0	0	0	2	0	0	0	0
Cerebrovascular Disease	4	0	0	0	0	0	1	0	3
Infectious & Parasitic Diseases	2	0	0	0	0	0	0	1	1
.	0	0	0	0	0	0	0	0	0
Other Infectious Disease	2	0	0	0	0	0	0	1	1
Ill Defined Conditions	5	3	0	0	0	1	0	0	1

Chronic Obstructive Pulmonary Disease	1	0	0	0	0	0	0	0	1
All Other Causes	20	0	0	2	0	3	4	5	6

**This page is maintained by:
Kurt Batsche, ADHS, OHPES**

**Public Health Services
Office of Health Planning, Evaluation and Statistics
Arizona Center for Health Statistics**

Phone: 602/542-7333; FAX: 602/542-1244

4.15 Leading Causes of Death by Age Group Among Native Americans Who Resided Off Reservation

	Total	Age Group:								
		<1	1-4	5-14	15-24	25-34	35-44	45-54	55-64	65+
Total	506	21	17	6	51	53	79	62	52	165
Unintentional injury	86	0	5	3	34	18	16	5	3	2
Motor Vehicle -Related	55	0	0	2	27	12	8	3	1	2
Drowning	5	0	4	0	1	0	0	0	0	0
Other Injury	26	0	1	1	6	6	8	2	2	0
Diseases of Heart	82	0	0	0	0	4	2	12	10	54
Malignant Neoplasms	43	0	0	1	1	1	1	9	9	21
Diabetes	18	0	0	0	0	1	1	4	3	9
Alcoholism	48	0	0	0	1	7	22	9	7	2
Pneumonia/Influenza	22	2	0	0	0	1	4	3	2	10
Homicide/Legal-intervention	19	0	1	2	7	3	3	2	1	0
Suicide	9	0	0	0	5	2	2	0	0	0
Cerebrovascular Disease	20	0	1	0	0	0	3	2	0	14
Infectious & Parasitic Diseases	26	0	0	0	0	6	6	5	1	8
HIV Infection	10	0	0	0	0	6	2	2	0	0

Other Infectious Disease	16	0	0	0	0	0	4	3	1	8
Ill Defined Conditions	11	5	0	0	1	1	1	0	1	2
Congenital Anomalies	10	8	1	0	0	0	1	0	0	0
Chronic Obstructive Pulmonary Disease	12	0	2	0	0	1	0	3	2	4
Diseases of Arteries	3	0	0	0	0	0	1	0	0	2
Perinatal Conditions	6	5	1	0	0	0	0	0	0	0
Atherosclerosis	1	0	0	0	0	0	0	0	0	1
All Other Causes	90	1	6	0	2	8	16	8	13	36

**This page is maintained by:
Kurt Batsche, ADHS, OHPES**

**Public Health Services
Office of Health Planning, Evaluation and Statistics
Arizona Center for Health Statistics**

Phone: 602/542-7333; FAX: 602/542-1244

4.4 Deaths from Causes Selected as Indicators for Monitoring Progress Toward the Year 2000 Objectives

	Total	Cardiovascular Disease	Motor Vehicle Injury	Lung Cancer	Female Breast Cancer	Homicide	Suicide	All Other Causes
Total	1406	282	162	17	7	52	41	845
Ak Chin	1	0	0	0	0	0	0	1
Colorado River	19	7	2	0	0	1	0	9
Fort Apache	71	15	8	0	0	3	2	43
Fort McDowell	3	1	2	0	0	0	0	0
Gila Bend	1	0	0	0	0	0	0	1
Gila River	98	17	12	3	1	7	1	57
Havasupai	2	0	1	0	0	0	1	0
Hopi	45	5	5	0	0	1	3	31
Hualapai	14	2	1	0	0	0	1	10
Kaibab	1	0	0	0	0	0	0	1
Navajo	474	103	59	3	3	14	19	273
Salt River	23	6	1	0	0	2	1	13
San Carlos	43	5	6	1	1	0	1	29
San Xavier	13	2	0	0	0	1	1	9
Tohono O Odham	92	12	10	1	0	4	2	63
Resided off reservation	506	107	55	9	2	19	9	305
Total	1406	282	162	17	7	52	41	845

4.5 Leading Causes of Death

	Total	Ak Chin	Colorado River	Fort Apache	Fort McDowell	Gila Bend	Gila River	Havasupai	Hopi	Hualapai	Kaibab	Navajo	Salt River	San Carlos	San Xavier	Tohono O Odham	Resided off reservation
Total	1406	1	19	71	3	1	98	2	45	14	1	474	23	43	13	92	506

Unintentional injury	251	0	2	9	2	0	17	1	13	2	0	94	2	8	1	14	86
Motor Vehicle-Related	162	0	2	8	2	0	12	1	5	1	0	59	1	6	0	10	55
Drowning	10	0	0	0	0	0	1	0	1	0	0	1	1	0	0	1	5
Other Injury	79	0	0	1	0	0	4	0	7	1	0	34	0	2	1	3	26
Diseases of Heart	213	0	6	12	0	0	11	0	4	0	0	79	6	5	0	8	82
Malignant Neoplasms	149	0	6	5	0	0	12	0	5	1	0	59	1	5	1	11	43
Diabetes	77	0	0	4	0	0	15	0	2	0	1	20	1	9	2	5	18
Alcoholism	102	0	2	9	0	0	6	0	3	0	0	15	1	3	2	13	48
Pneumonia/Influenza	76	0	0	3	0	0	5	0	1	2	0	37	1	2	0	3	22
Homicide/Legal-intervention	52	0	1	3	0	0	7	0	1	0	0	14	2	0	1	4	19
Suicide	41	0	0	2	0	0	1	1	3	1	0	19	1	1	1	2	9
Cerebrovascular Disease	56	0	1	3	1	0	5	0	1	2	0	17	0	0	2	4	20
Infectious & Parasitic Diseases	61	0	0	4	0	0	4	0	2	2	0	19	1	1	0	2	26
HIV Infection	17	0	0	1	0	0	1	0	0	1	0	2	1	1	0	0	10
Other Infectious Disease	44	0	0	3	0	0	3	0	2	1	0	17	0	0	0	2	16
Ill Defined Conditions	36	0	0	2	0	0	2	0	3	0	0	13	0	0	0	5	11
Congenital Anomalies	22	0	0	2	0	0	1	0	0	0	0	9	0	0	0	0	10
Chronic Obstructive Pulmonary Disease	26	0	0	2	0	0	1	0	0	0	0	8	1	1	0	1	12
Diseases of Arteries	6	0	0	0	0	0	0	0	0	0	0	3	0	0	0	0	3

Perinatal Conditions	9	0	0	0	0	0	0	0	0	0	0	3	0	0	0	0	6
Atherosclerosis	3	0	0	0	0	0	0	0	0	0	0	2	0	0	0	0	1
All Other Causes	226	1	1	11	0	1	11	0	7	4	0	63	6	8	3	20	90

4.6 Leading Causes of Death Among Males

	Total	Ak Chin	Colorado River	Fort Apache	Fort McDowell	Gila River	Havasupai	Hopi	Hualapai	Navajo	Salt River	San Carlos	San Xavier	Tohono O Odham	Resided off reservation
Total	823	1	12	48	2	54	1	25	7	271	13	21	7	50	311
Unintentional injury	197	0	2	7	1	11	1	10	1	74	2	7	1	12	68
Motor Vehicle-Related	127	0	2	6	1	8	1	4	1	47	1	5	0	9	42
Drowning	8	0	0	0	0	0	0	1	0	1	1	0	0	1	4
Other Injury	62	0	0	1	0	3	0	5	0	26	0	2	1	2	22
Diseases of Heart	113	0	4	9	0	6	0	2	0	40	2	1	0	2	47
Malignant Neoplasms	75	0	2	2	0	4	0	2	1	33	1	1	0	7	22
Alcoholism	68	0	2	6	0	4	0	2	0	11	1	2	1	8	31
Pneumonia/Influenza	38	0	0	2	0	2	0	1	1	16	1	1	0	2	12
Homicide/Legal-intervention	42	0	1	3	0	6	0	1	0	11	2	0	0	2	16
Suicide	37	0	0	2	0	1	0	3	1	18	1	1	1	2	7
Diabetes	31	0	0	2	0	8	0	1	0	8	0	2	1	0	9
Infectious & Parasitic Diseases	34	0	0	2	0	0	0	0	1	11	1	1	0	1	17
HIV Infection	11	0	0	0	0	0	0	0	1	2	1	1	0	0	6
Other Infectious Disease	23	0	0	2	0	0	0	0	0	9	0	0	0	1	11

Ill Defined Conditions	23	0	0	2	0	1	0	1	0	9	0	0	0	2	8
Cerebrovascular Disease	27	0	1	3	1	3	0	1	0	7	0	0	2	1	8
Congenital Anomalies	13	0	0	1	0	1	0	0	0	6	0	0	0	0	5
Chronic Obstructive Pulmonary Disease	10	0	0	2	0	1	0	0	0	2	1	1	0	0	3
Diseases of Arteries	2	0	0	0	0	0	0	0	0	1	0	0	0	0	1
Perinatal Conditions	3	0	0	0	0	0	0	0	0	0	0	0	0	0	3
Atherosclerosis	2	0	0	0	0	0	0	0	0	1	0	0	0	0	1
All Other Causes	108	1	0	5	0	6	0	1	2	23	1	4	1	11	53

4.7 Leading Causes of Death Among Females

	Total	Colorado River	Fort Apache	Fort McDowell	Gila Bend	Gila River	Havasupai	Hopi	Hualapai	Kaibab	Navajo	Salt River	San Carlos	San Xavier	TohonoO Odham	Resided off reservation
Total	583	7	23	1	1	44	1	20	7	1	203	10	22	6	42	195
Diseases of Heart	100	2	3	0	0	5	0	2	0	0	39	4	4	0	6	35
Unintentional injury	54	0	2	1	0	6	0	3	1	0	20	0	1	0	2	18
Motor Vehicle-Related	35	0	2	1	0	4	0	1	0	0	12	0	1	0	1	13
Drowning	2	0	0	0	0	1	0	0	0	0	0	0	0	0	0	1
Other Injury	17	0	0	0	0	1	0	2	1	0	8	0	0	0	1	4
Malignant Neoplasms	74	4	3	0	0	8	0	3	0	0	26	0	4	1	4	21
Diabetes	46	0	2	0	0	7	0	1	0	1	12	1	7	1	5	9
Pneumonia/ Influenza	38	0	1	0	0	3	0	0	1	0	21	0	1	0	1	10

Alcoholism	34	0	3	0	0	2	0	1	0	0	4	0	1	1	5	17
Cerebrovascular Disease	29	0	0	0	0	2	0	0	2	0	10	0	0	0	3	12
Infectious & Parasitic Diseases	27	0	2	0	0	4	0	2	1	0	8	0	0	0	1	9
HIV Infection	6	0	1	0	0	1	0	0	0	0	0	0	0	0	0	4
Other Infectious Disease	21	0	1	0	0	3	0	2	1	0	8	0	0	0	1	5
Ill Defined Conditions	13	0	0	0	0	1	0	2	0	0	4	0	0	0	3	3
Homicide/Legal-intervention	10	0	0	0	0	1	0	0	0	0	3	0	0	1	2	3
Congenital Anomalies	9	0	1	0	0	0	0	0	0	0	3	0	0	0	0	5
Suicide	4	0	0	0	0	0	1	0	0	0	1	0	0	0	0	2
Diseases of Arteries	4	0	0	0	0	0	0	0	0	0	2	0	0	0	0	2
Chronic Obstructive Pulmonary Disease	16	0	0	0	0	0	0	0	0	0	6	0	0	0	1	9
Perinatal Conditions	6	0	0	0	0	0	0	0	0	0	3	0	0	0	0	3
Atherosclerosis	1	0	0	0	0	0	0	0	0	0	1	0	0	0	0	0
All Other Causes	118	1	6	0	1	5	0	6	2	0	40	5	4	2	9	37

This page is maintained by:
Kurt Batsche, ADHS, OHPES

Public Health Services
Office of Health Planning, Evaluation and Statistics
Arizona Center for Health Statistics

Phone: 602/542-7333; FAX: 602/542-1244

4.8 Leading Causes of Death by Age Group Among Residents of Navajo Tribal Communities

	Total	Age Group:								
		<1	1-4	5-14	15-24	25-34	35-44	45-54	55-64	65+
Total	474	20	5	12	33	39	63	30	46	226
Unintentional injury	94	0	2	5	24	16	17	10	11	9
Motor Vehicle-Related	59	0	2	2	21	11	7	7	5	4
Drowning	1	0	0	0	0	1	0	0	0	0
Other Injury	34	0	0	3	3	4	10	3	6	5
Diseases of Heart	79	0	0	0	1	2	6	1	11	58
Malignant Neoplasms	59	0	0	0	0	1	4	4	6	44
Diabetes	20	0	0	0	0	0	0	1	4	15
Alcoholism	15	0	0	0	0	1	6	2	4	2
Pneumonia/Influenza	37	3	1	0	0	0	2	2	1	28
Homicide/Legal-intervention	14	1	0	0	3	5	5	0	0	0
Suicide	19	0	0	1	2	7	7	1	0	1
Cerebrovascular Disease	17	0	0	0	0	0	1	0	2	14
Infectious & Parasitic Diseases	19	2	0	2	0	2	5	2	1	5
HIV Infection	2	0	0	0	0	1	1	0	0	0

Other Infectious Disease	17	2	0	2	0	1	4	2	1	5
Ill Defined Conditions	13	3	0	1	1	1	3	0	0	4
Congenital Anomalies	9	6	0	0	1	0	1	0	1	0
Chronic Obstructive Pulmonary Disease	8	0	0	0	0	1	0	1	0	6
Diseases of Arteries	3	0	0	0	0	0	0	0	0	3
Perinatal Conditions	3	3	0	0	0	0	0	0	0	0
Atherosclerosis	2	0	0	0	0	0	0	0	1	1
All Other Causes	63	2	2	3	1	3	6	6	4	36

**This page is maintained by:
Kurt Batsche, ADHS, OHPES**

**Public Health Services
Office of Health Planning, Evaluation and Statistics
Arizona Center for Health Statistics**

Phone: 602/542-7333; FAX: 602/542-1244

4.9 Leading Causes of Death by Age Group Among Residents of Hopi Tribal Communities

	Total	Age Group:						
		5-14	15-24	25-34	35-44	45-54	55-64	65+
Total	45	1	3	3	9	1	5	23
Unintentional injury	13	1	2	1	5	1	0	3
Motor Vehicle-Related	5	0	2	0	2	1	0	0
Drowning	1	1	0	0	0	0	0	0
Other Injury	7	0	0	1	3	0	0	3
Diseases of Heart	4	0	0	0	0	0	0	4
Malignant Neoplasms	5	0	0	0	0	0	2	3
Diabetes	2	0	0	0	0	0	1	1
Alcoholism	3	0	0	0	2	0	1	0
Pneumonia/Influenza	1	0	0	0	0	0	0	1
Homicide/Legal-intervention	1	0	1	0	0	0	0	0
Suicide	3	0	0	2	1	0	0	0
Cerebrovascular Disease	1	0	0	0	1	0	0	0
Infectious & Parasitic Diseases	2	0	0	0	0	0	0	2
HIV Infection	0	0	0	0	0	0	0	0
Other Infectious Disease	2	0	0	0	0	0	0	2
Ill Defined Conditions	3	0	0	0	0	0	0	3
All Other Causes	7	0	0	0	0	0	1	6

**This page is maintained by:
Kurt Batsche, ADHS, OHPES**

**Public Health Services
Office of Health Planning, Evaluation and Statistics
Arizona Center for Health Statistics**

Phone: 602/542-7333; FAX: 602/542-1244

The Health Status Profile of American Indians

Definition of Terms

Rates

Age-adjusted mortality rates - Because mortality from most causes of death occurs predominately among the elderly, a population group with a larger proportion of older persons would have a higher mortality rate. The "age-adjustment" removes the effect of the age differences among subpopulations by placing them all in a population with a standard age distribution. All age-adjusted mortality rates used in this report were computed by the direct method, that is by applying the age-specific death rates to the standard population distributed by age. The total U.S. population as enumerated in 1940 was selected as the standard.

Average annual age-adjusted mortality rate - This rate uses the total number of deaths that occurred from 1986 to 1994 as the numerator and the 1990 U.S. Census population count time nine as the denominator.

Infant mortality rate - Number of infant (< 1 year old) deaths per 1,000 live births.

Postneonatal mortality rate - Number of postneonatal (at least 28 days of age) deaths per 1,000 live births.

Terms Related to Reproductive Health

Birth or Live Birth - The complete expulsion or extraction from its mother of a product of human conception, irrespective of the duration of pregnancy which, after such expulsion or extraction, breaths or shows any other evidence of life such as beating of the heart, pulsation of the umbilical cord, or definite movement of voluntary muscles, whether or not the umbilical cord has been cut or the placenta is attached.

Birth weight - The weight of a neonate determined immediately after delivery or as soon thereafter as possible..

Gestational age - The number of completed weeks that have elapsed between then first day of the last menstrual period and the date of delivery, irrespective of whether the gestation results in a live birth or a fetal death.

Infant death - Any death at any time from birth up to, but not including, the first year of age(364 days, 23 hours, 59 minutes from the moment of birth).

Low-birthweight - Prior to 1990: any neonate whose weight at birth is 2,500 grams or less. Beginning in 1990: any neonate weighing less than 2,500 grams at birth (less than 5 pounds 8 ounces).

Postneonatal death - Any death of a liveborn infant at least 28 days of age but under one year of age.

Terms Related to Mortality

Age-specific mortality - Number of deaths in a specific age group during a calendar year.

Cause of death - For the purpose of national mortality statistics, every death is attributed to one underlying condition, based on information reported on the death certificate and utilizing the international rules for selecting the underlying cause of death from the reported conditions.

Cause-specific mortality - Number of deaths from a specified cause during a calendar year.

Classification of cause of death - The cause of death used in this report is the underlying cause classified according to the *International Classification of Diseases, Injuries and Causes of Death*. Listed below are categories and International Classification of Diseases (ICD) codes for selected causes of mortality discussed in this report.

n 001-139: Infectious and parasitic diseases;

n 042-044: HIV infection;

n 140-208: Malignant neoplasms (cancers);

n 250: Diabetes mellitus;

n 291, 303, 571.0-571.3: Alcoholism;

n 390-398, 402, 404-429: Diseases of the heart

n 430-438: Cerebrovascular disease (stroke)

n 440: Atherosclerosis

n 441-448: Other diseases of the arteries

n 480-487: Pneumonia and influenza

n490-496: Chronic obstructive pulmonary disease

n 740-759: Congenital anomalies (birth defects)

n 760-779: Certain conditions originating in the peri-natal period

n 765: Disorders relating to short gestation and unspecified low birthweight (LBW/prematurity in Table 3.20)

n 780-799: Symptoms and ill-defined conditions

n798.0: Sudden infant death syndrome

n 800-949: Unintentional injuries

n810-824: Motor vehicle-related injuries

n830, 832, 910: Drowning

n 950-959: Suicide

n 960-978: Homicide and legal intervention

Medical Terms Used on the Birth Certificate

Medical risk factors for this pregnancy

Anemia - Hemoglobin level of less than 10.0 g/dL during pregnancy, or a hematocrit of less than 30 percent during pregnancy.

Cardiac disease - Disease of the heart.

Acute or chronic lung disease - Disease of the lungs during pregnancy.

Diabetes - Metabolic disorder characterized by excessive discharge of urine and persistent thirst; includes juvenile onset, adult onset, and gestational diabetes during pregnancy.

Genital herpes - Infection of the skin of the genital area by herpes simplex virus.

Hydramnios/Oligohydramnios - Any noticeable excess (hydramnios) or lack (oligohydramnios) of amniotic fluid.

Hemoglobinopathy - A blood disorder caused by alteration in the genetically determined molecular structure of hemoglobin (for example, sickle cell anemia).

Hypertension, chronic - Blood pressure persistently greater than 140/90, diagnosed prior to onset of pregnancy or before the 20th week of gestation.

Hypertension, pregnancy-associated - An increase in blood pressure of at least 30 mm hg systolic or 15 mm hg diastolic on two measurements taken 6 hours apart after the 20th week of gestation.

Eclampsia - The occurrence of convulsions and/or coma unrelated to other cerebral conditions in women with signs and symptoms of preeclampsia.

Incompetent cervix - Characterized by painless dilation of the cervix in the second trimester or early in the third trimester of pregnancy, with premature expulsion of membranes through cervix and ballooning of the membranes into vagina, followed by rupture of the membrane and subsequent expulsion of the fetus.

Previous infant 4,000+ grams - The birthweight of a previous live-born child was over 4,000 grams (8lbs.14oz.).

Previous preterm or small-for-gestational-age infant - Previous birth of an infant prior to term (before 37 completed weeks of gestation) or of an infant weighing less than the 10th percentile for gestational age using a standard weight for age chart.

Renal disease - Kidney disease.

Rh Sensitization - The process or state of becoming sensitized to the Rh factor as when an Rh-negative woman is pregnant with an Rh-positive fetus.

Uterine bleeding - Any clinically significant bleeding during the pregnancy taking into consideration the stage of pregnancy; any second or third trimester bleeding or third trimester bleeding of the uterus prior to the onset of labor.

Obstetric procedures

Amniocentesis - Surgical transabdominal perforation of the uterus to obtain amniotic fluid to be used in the detection of genetic disorders, fetal abnormalities, and fetal lung maturity.

Electronic fetal monitoring - Monitoring with external devices applied to maternal abdomen or with internal devices with an electrode attached to the fetal scalp and a catheter through the cervix into uterus, to detect and record fetal heart tones and uterine contractions.

Induction of labor - The initiation of uterine contractions before the spontaneous onset of labor by medical and/or surgical means for the purpose of delivery.

Stimulation of labor - Augmentation of previously established labor by use of oxytocin.

Tocolysis - Use of medications to inhibit preterm uterine contractions to extend the length of pregnancy and therefore, avoid a preterm birth.

Ultrasound - Visualization of the fetus and the placenta by means of sound wave.

Complications of labor and/or delivery

Febrile - A fever greater than 100 degrees F. or 38 C. occurring during labor and/or delivery.

Meconium, moderate/heavy - Meconium consists of undigested debris from swallowed amniotic fluid, various products of secretion and shedding by the gastrointestinal tract, moderate to heavy amounts of meconium in the amniotic fluid noted during labor and /or delivery.

Premature rupture of membranes (more than 12 hours) - Rupture of membranes at any time during pregnancy and more than 12 hours before the onset of labor.

Abruptio placenta - Premature separation of normally implanted placenta from the uterus.

Placenta previa - Implantation of the placenta over or near the internal opening of the cervix.

Other excessive bleeding - The loss of significant amount of blood from conditions other than abruptio placenta or placenta previa.

Seizures during labor - Maternal seizures occurring during labor from any cause.

Precipitous labor (less than 3 hours) - Extremely rapid labor and delivery lasting less than 3 hours.

Prolonged labor (more than 20 hours) - Abnormally slow progress of labor lasting more than 20 hours.

**Public Health Services
Office of Health Planning, Evaluation and Statistics
Arizona Center for Health Statistics**

Phone: 602/542-7333; FAX: 602/542-1244
