

HEALTH STATUS PROFILE OF AMERICAN INDIANS IN ARIZONA 1997 DATA BOOK

by
Christopher K. Mrela, Ph.D., *Assistant Registrar of Vital Statistics*
Trentham Coe, *Senior Research Data Analyst*

July 1999

HEALTH STATUS PROFILE OF AMERICAN INDIANS IN ARIZONA: 1997 DATA BOOK

INTRODUCTION

The report *Health Status Profile of American Indians in Arizona: 1997 Data Book* is the fourth annual update of population-level data on trends and patterns in natality and mortality among American Indian residents of Arizona.

It should be noted that tribal identity is not recorded on birth or death certificates. Tabulations of births and deaths in this publication are by place of residence in Arizona and not by tribe.

American Indian births are determined by mother's race as indicated on a birth certificate, that is, these are the births to American Indian mothers. American Indian deaths are determined by decedent's race as stated on the death certificate.

The charts and tables comprising *Health Status Profile of American Indians in Arizona* are grouped into five major sections:

- 1) a section focused on American Indians' standing in 1997 with respect to selected health objectives for the year 2000,
- 2) a section presenting an overview of selected health problems and health risks among American Indian and all residents of Arizona in 1997,
- 3) a four-part section concerned with the characteristics of American Indian newborns and mothers giving birth who were residents of specified tribal communities on reservations, and those who resided off reservation in Arizona in 1997;
- 4) a three-part section focused on patterns of mortality among American Indians by age group, gender and place of residence in Arizona in 1997. Detailed mortality profiles are given for the seven largest tribal communities: Navajo, Hopi, Fort Apache, Tohono O'odham, Gila River, Salt River and San Carlos;
- 5) a section presenting selected time series data for 1992-1997 by place of American Indian residence in Arizona.

These sections are followed by the [Technical Notes](#) which provide definitions of terms used in the report, as well as information about the sources of data and a detailed classification of communities on Indian reservations in Arizona.

Health Status Profile of American Indians in Arizona was intended as a data book: a basic reference for some of the most frequently requested statistics. The five sections of the report were computer-generated and contain information with no accompanying narrative.

Prepared and made Web-ready by Christopher K. Mrela, Ph.D., Assistant Registrar of Vital Statistics, and Jose Jimenez, M.P.H., Senior Research Data Analyst

Office of Epidemiology and Statistics
Bureau of Public Health Statistics
Arizona Department of Health Services
Phone: (602) 542-7333
FAX: (602) 542-2940

Date: 7/7/99

I. Comparison of American Indians' Standing in Arizona in 1997 with Respect to Selected Health Objectives for the Year 2000

[1.1.](#) Early Prenatal Care

[1.2.](#) Infant Mortality

[1.3.](#) Postneonatal Mortality

[1.4.](#) Mortality From Unintentional Injuries

[1.5.](#) Mortality From Motor Vehicle-Related Injuries

[1.6.](#) Suicide Mortality

[1.7.](#) Homicide Mortality

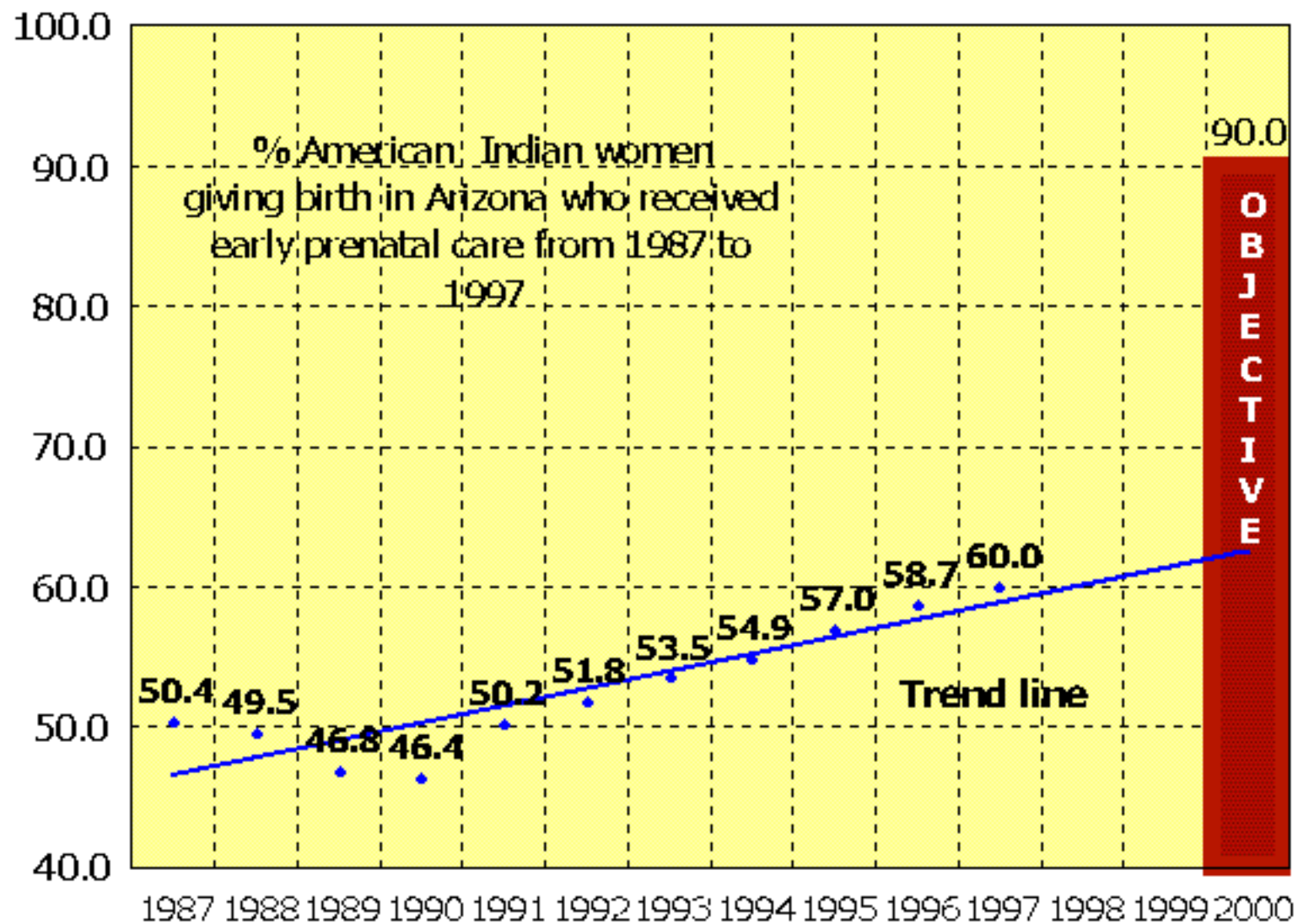
[1.8.](#) Mortality of Children 1-14 Years Old

[1.9.](#) Mortality of Adolescents and Young Adults 15-24 Years Old

[1.10.](#) Mortality of Adults 25-64 Years of Age

1.1. Early Prenatal Care

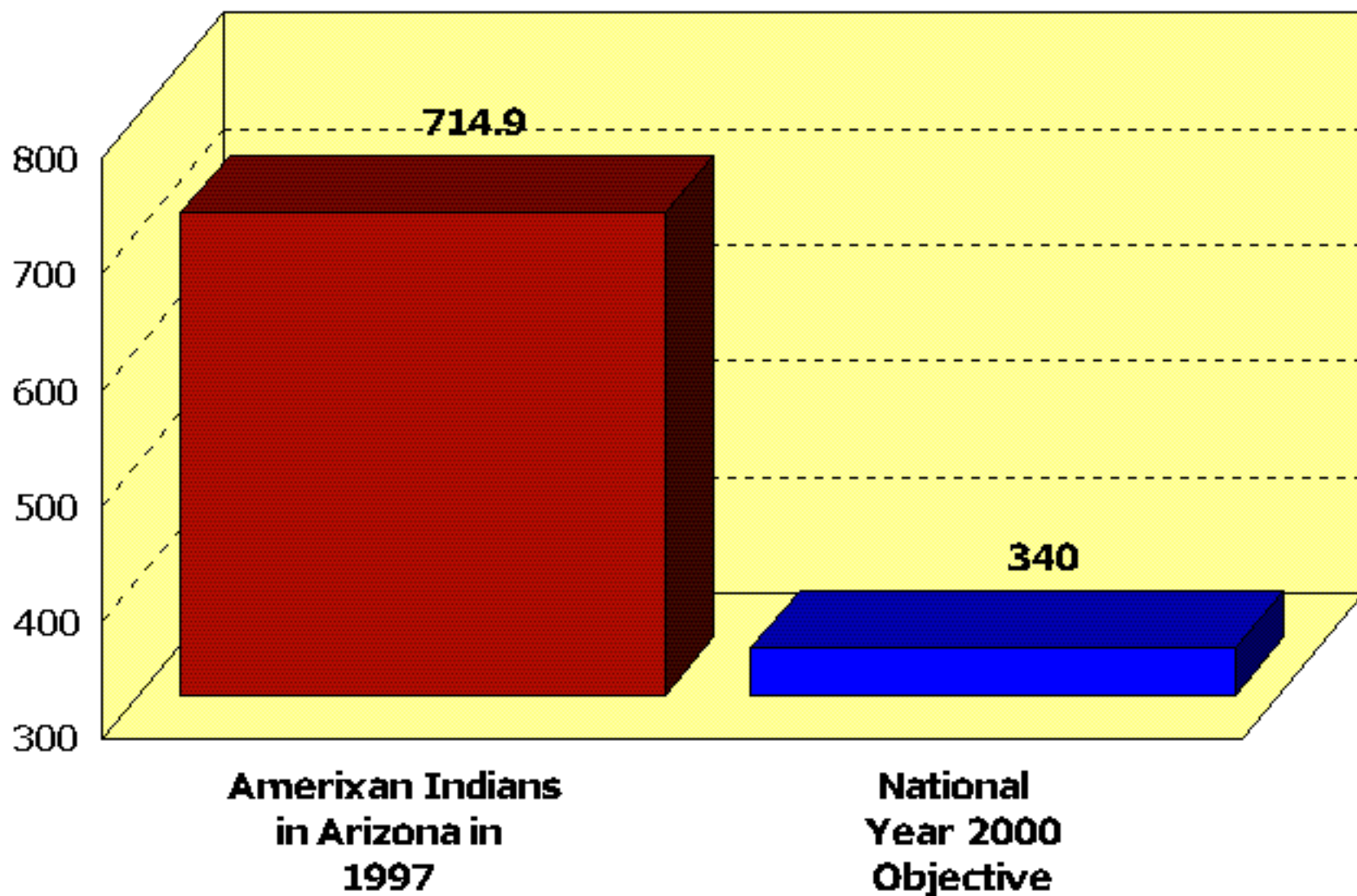
National Year 2000 Objective: Increase to 90 percent the proportion of women giving birth who receive prenatal care in the first trimester of pregnancy



1.10.

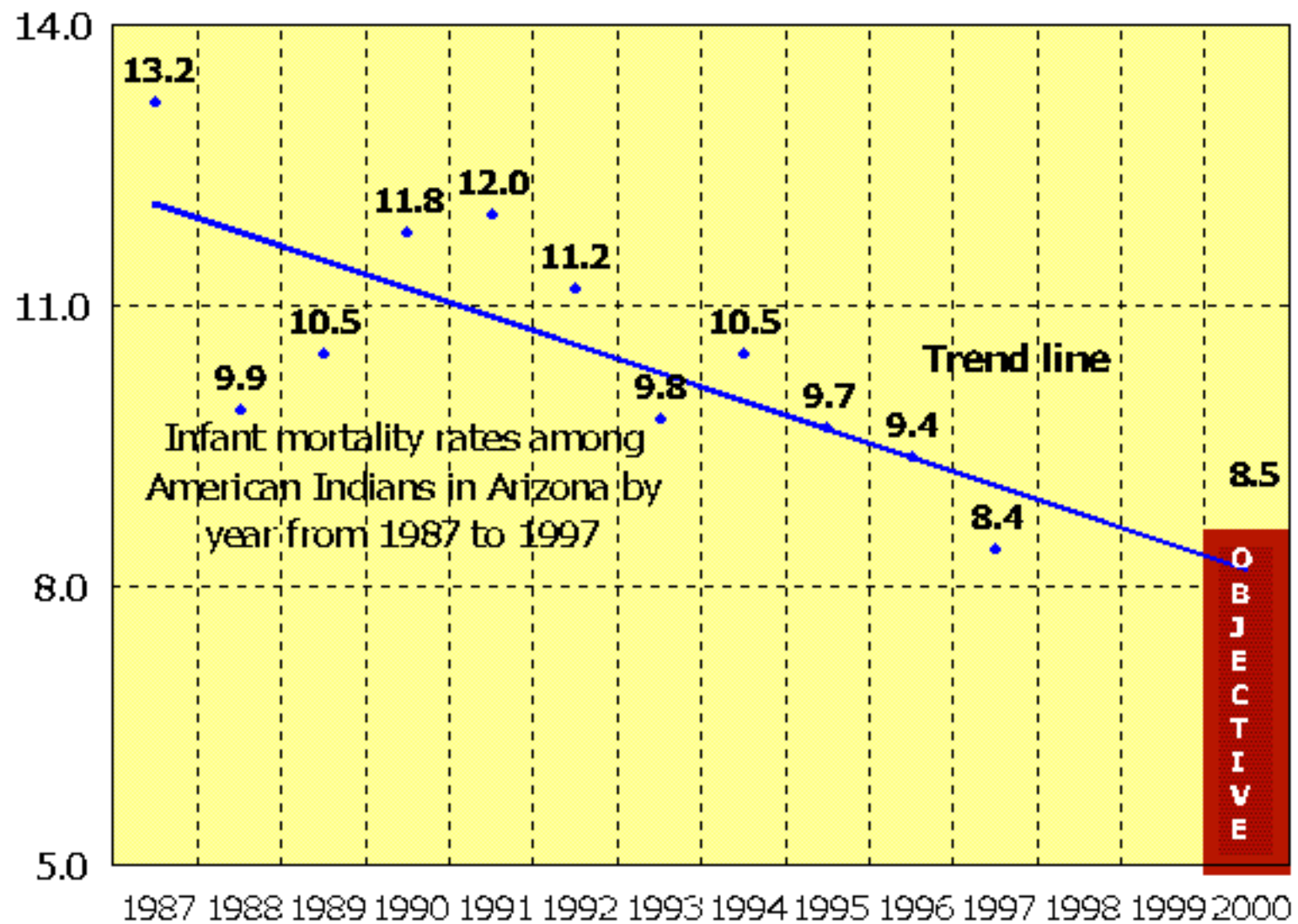
Mortality of Adults 25-64 Years of Age

National Year 2000 Objective: Reduce death rates for adults 25-64 years of age to no more than 340 per 100,000



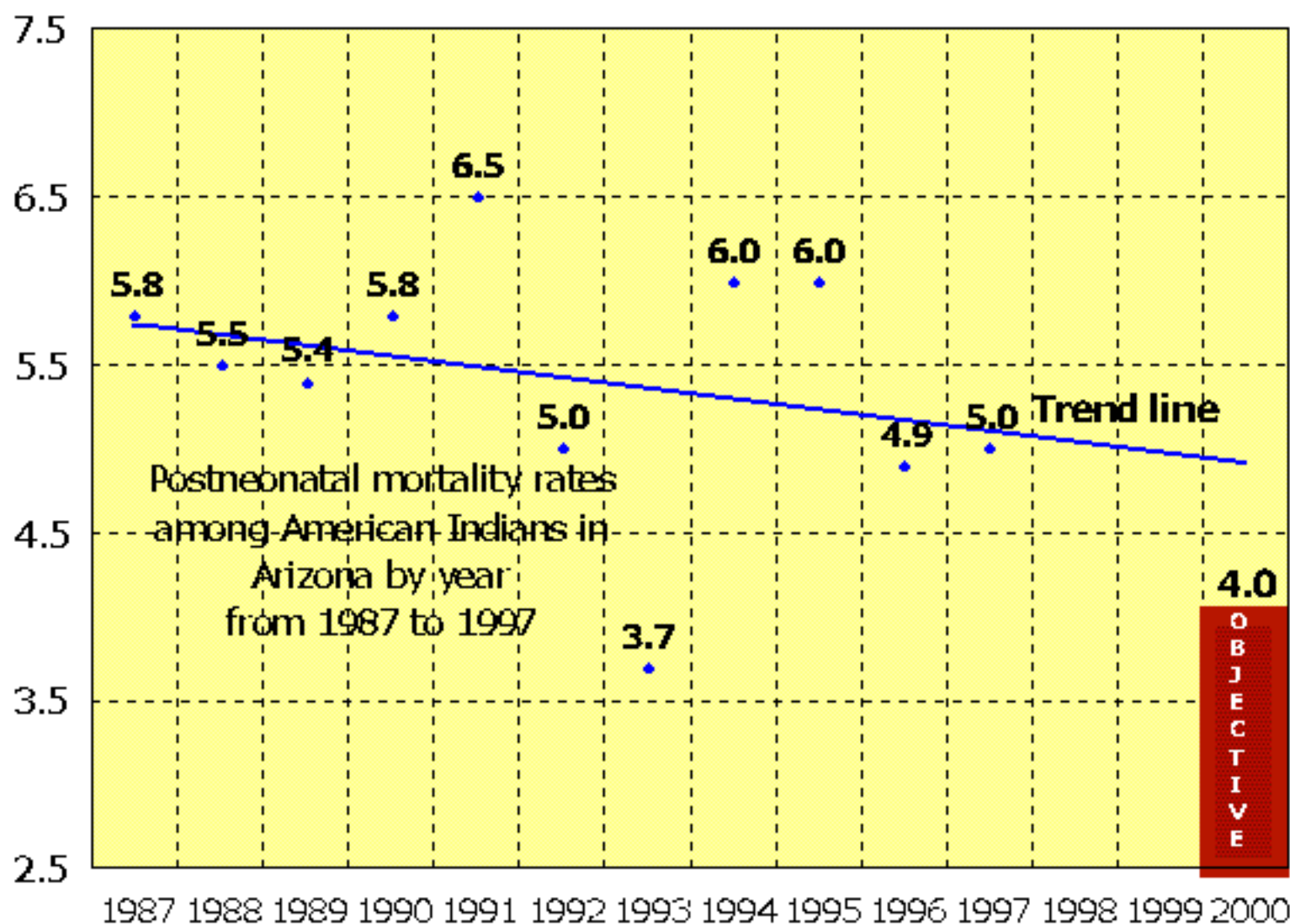
1.2. Infant Mortality

National Year 2000 Objective: Reduce the rate of infant deaths to no more than 8.5 per 1,000 live births



1.3. Postneonatal Mortality

National Year 2000 Objective: Reduce postneonatal mortality among American Indians to no more than 4 per 1,000 live births.

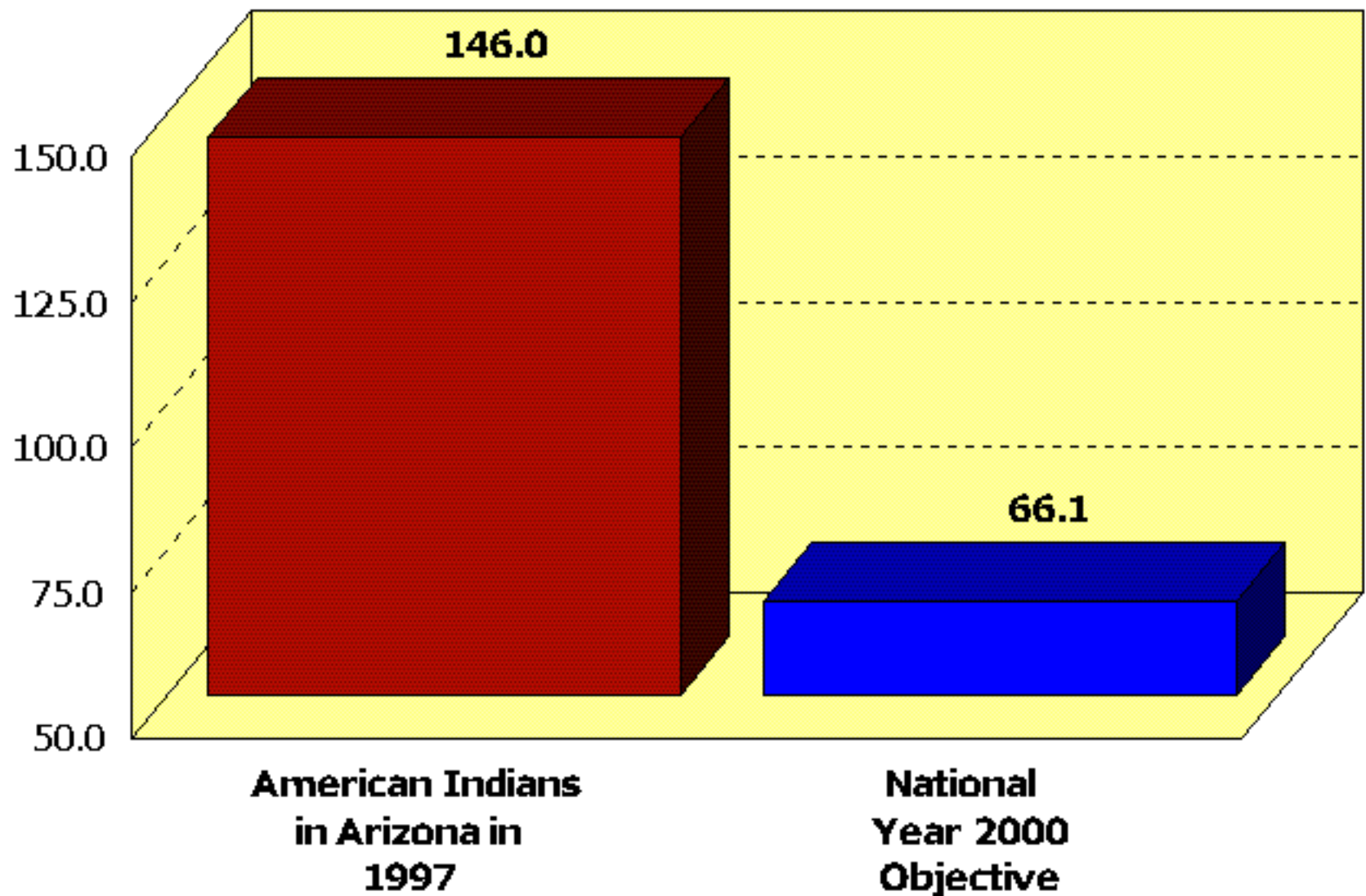


Source: Chapter 4 in *Arizona Health Status and Vital Statistics 1997*.

1.4.

Mortality From Unintentional Injuries

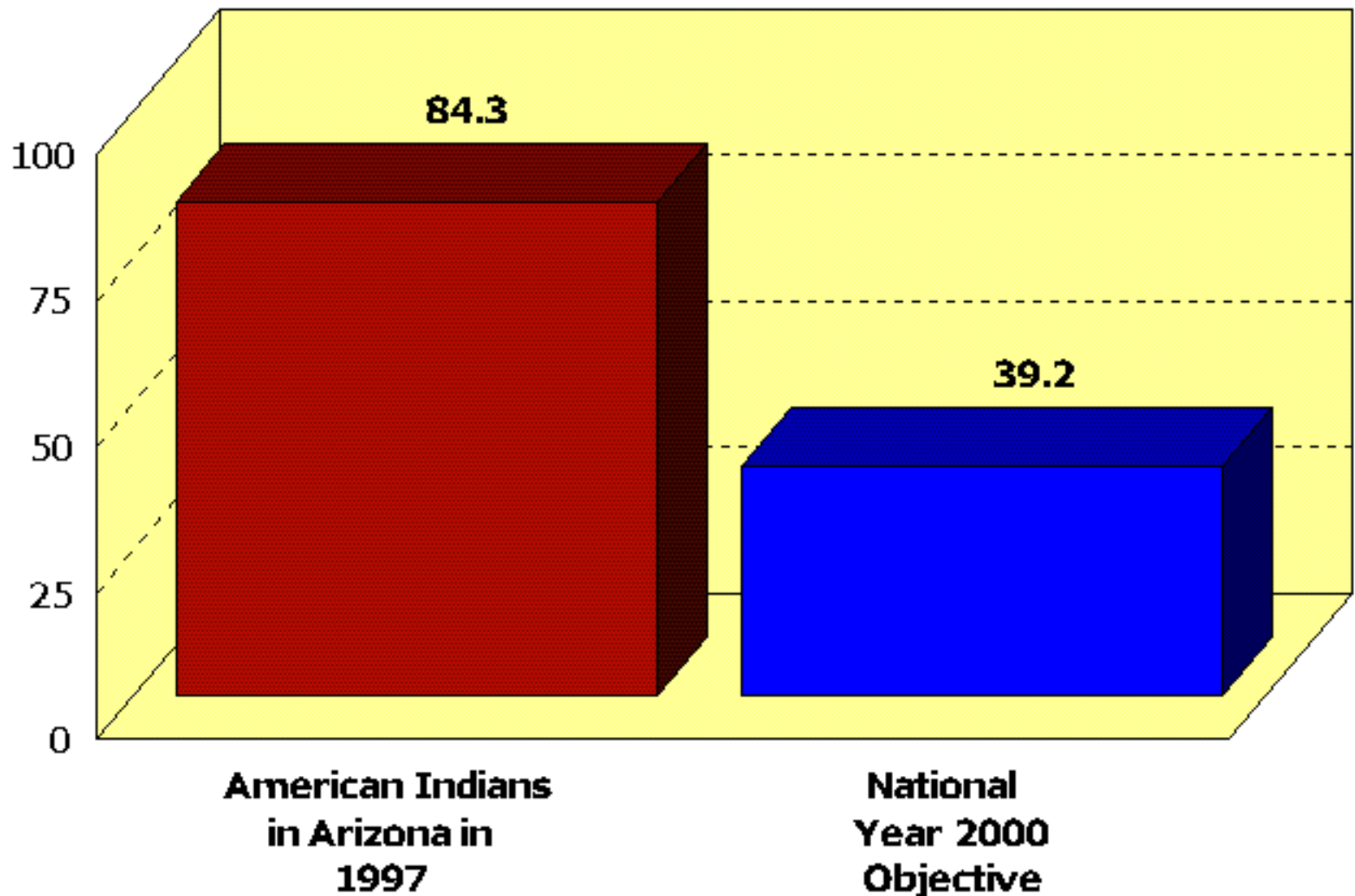
National Year 2000 Objective: Reduce unintentional injury deaths among American Indians to no more than 66.1 per 100,000 (age-adjusted)



1.5.

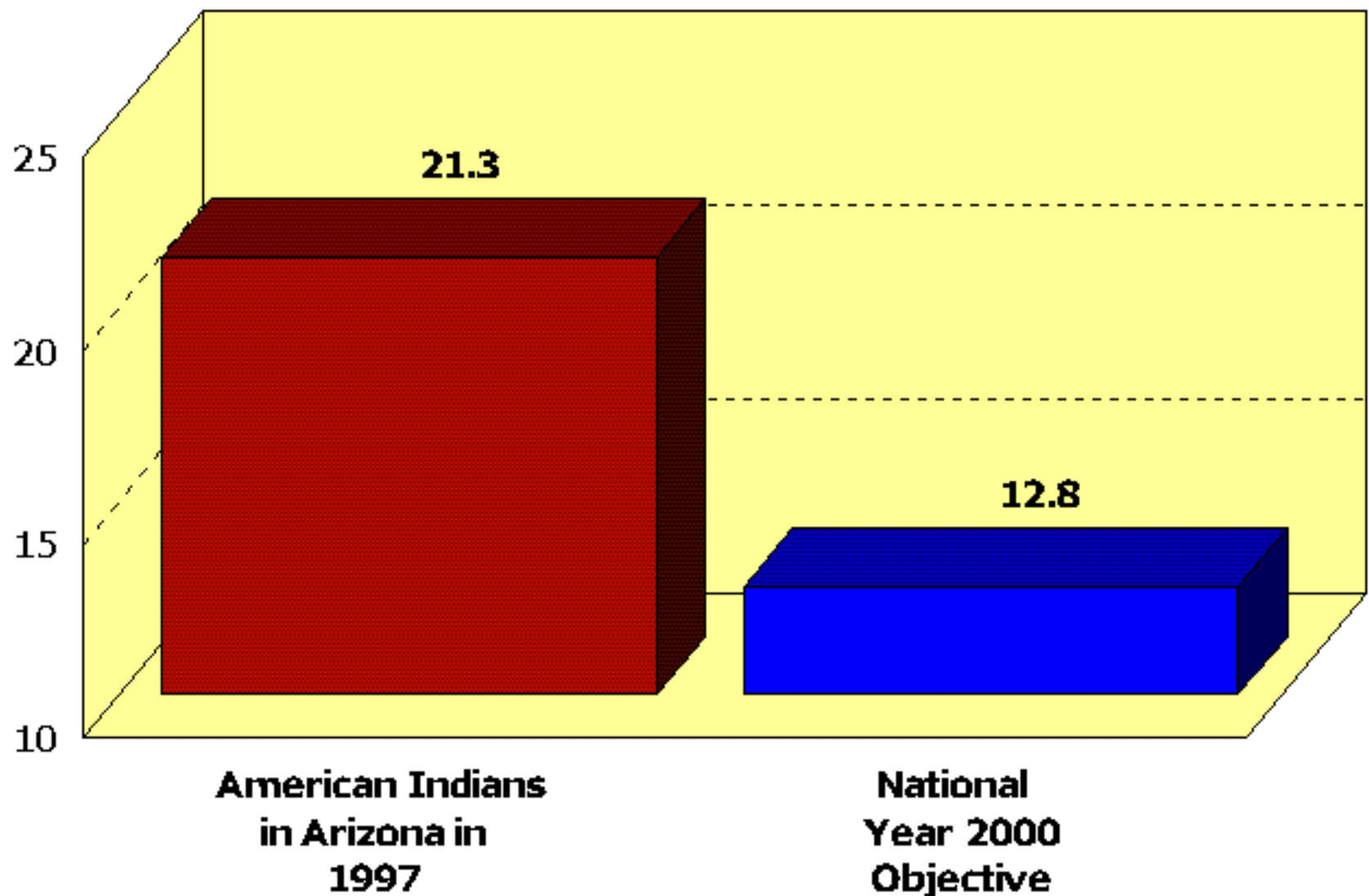
Mortality From Motor Vehicle-Related Injuries

National Year 2000 Objective: Reduce motor vehicle-related injury deaths among American Indians to no more than 39.2 per 100,000 (age-adjusted)



1.6. Suicide Mortality

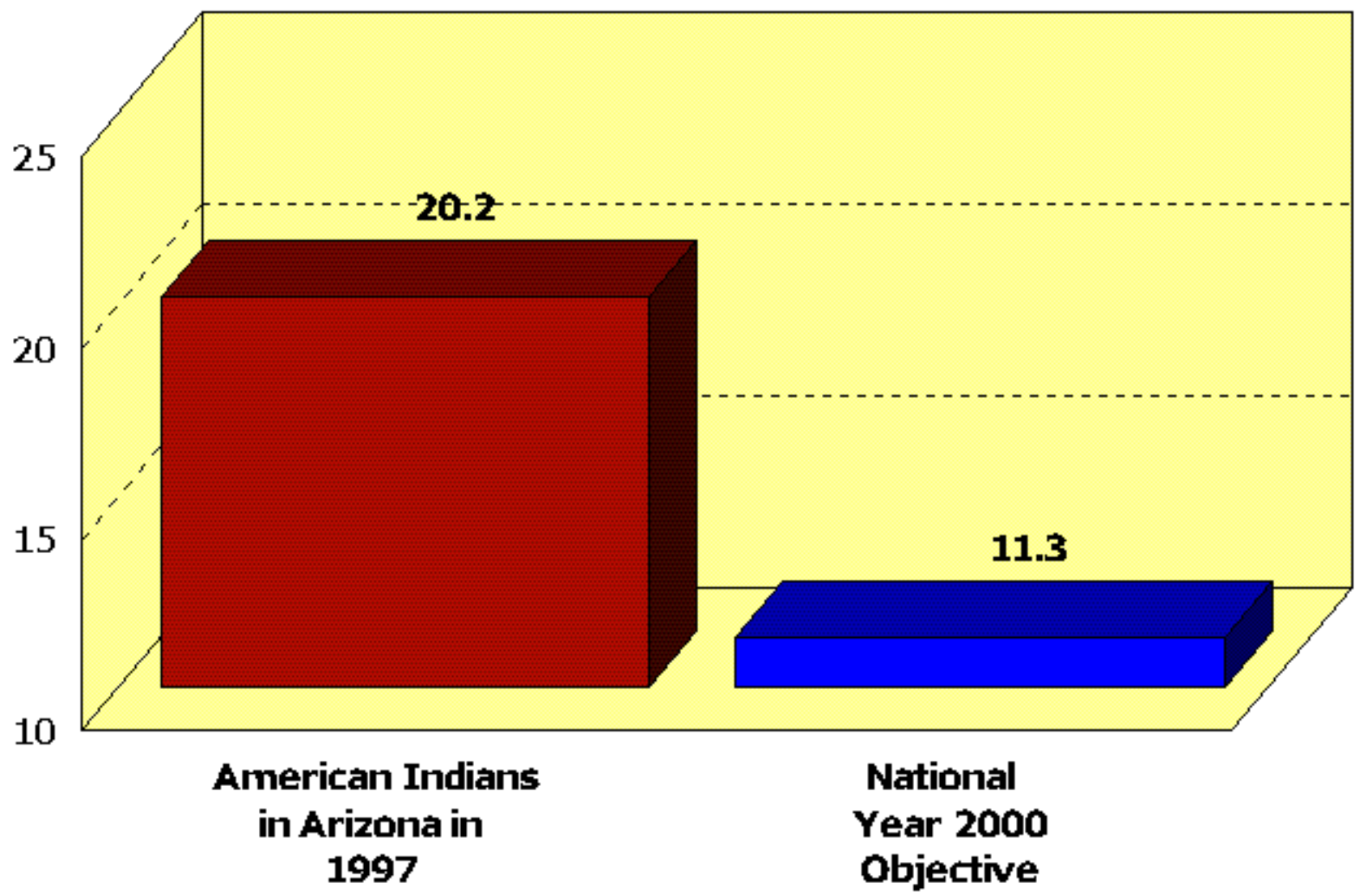
National Year 2000 Objective: Reduce suicides among American Indians to no more than 12.8 per 100,000 (age-adjusted)



Source: Table 2B-5 in *Arizona Health Status and Vital Statistics 1997*.

1.7. Homicide Mortality

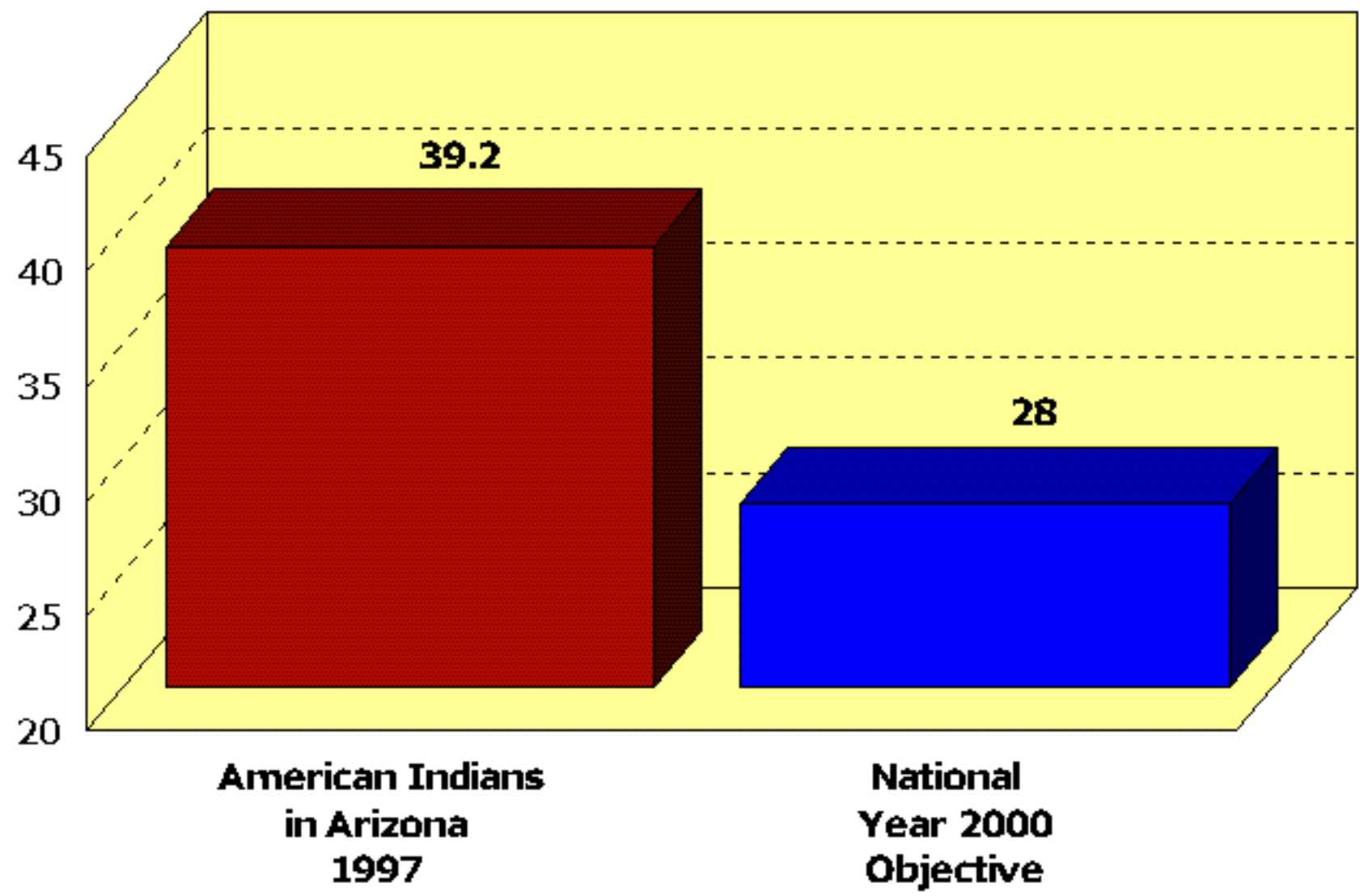
National Year 2000 Objective: Reduce homicides among American Indians to no more than 11.3 per 100,000 (age-adjusted)



Source: Table 2B-5 in *Arizona Health Status and Vital Statistics 1997*.

1.8. Mortality of Children 1-14 Years Old

National Year 2000 Objective: Reduce death rates for children 1-14 years of age to no more than 28 per 100,000

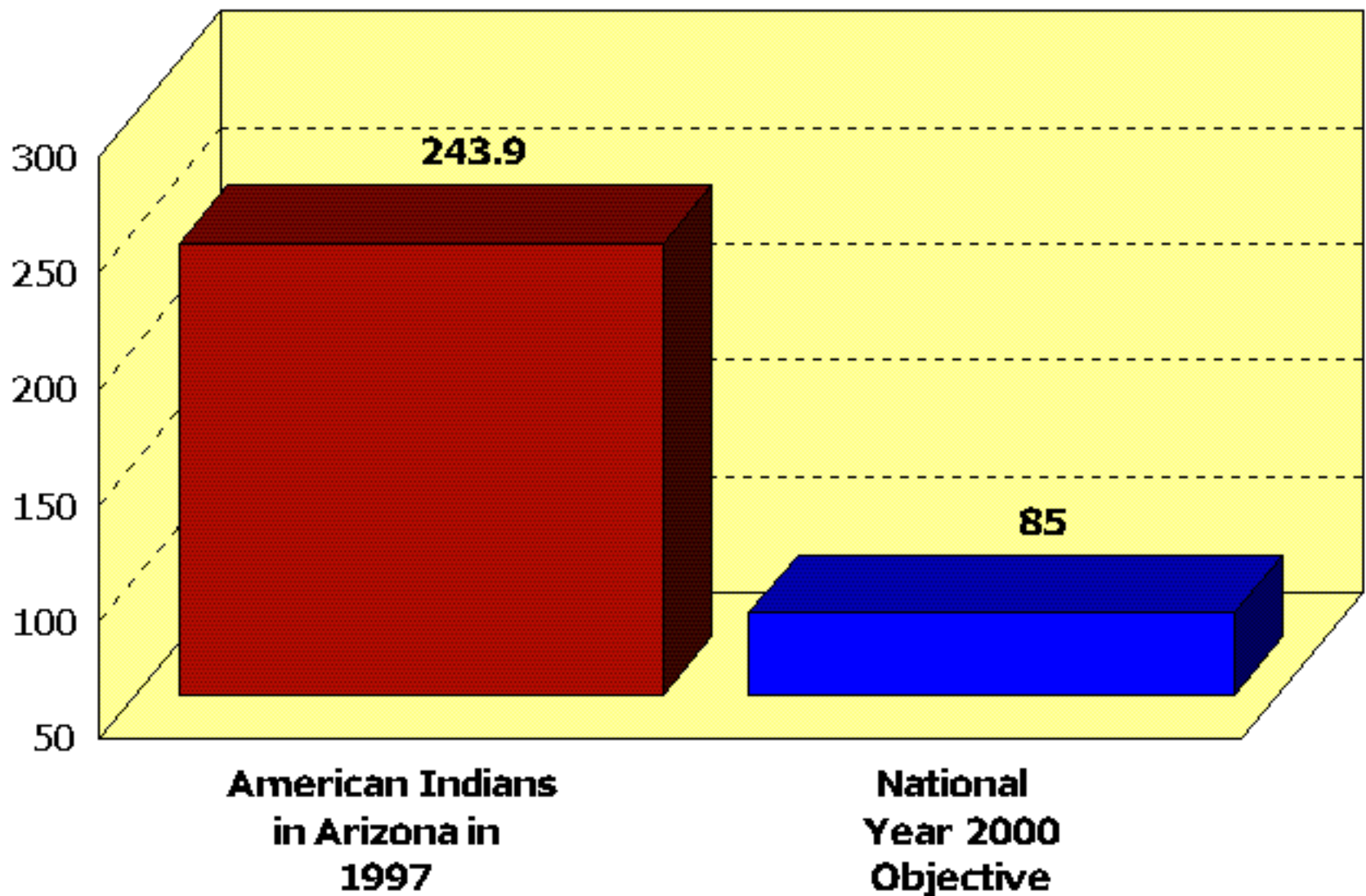


Source: Chapter 4 in *Arizona Health Status and Vital Statistics 1997*

1.9.

Mortality of Adolescents and Young Adults 15-24 Years Old

National Year 2000 Objective: Reduce death rates for adolescents and young adults 15-24 years of age to no more than 185 per 100,000



II. An Overview of Selected Health Problems and Health Risks Among American Indians and All Residents of Arizona in 1997

[2.1.](#) Causes From Which American Indians Were More Likely Or Less Likely to Die Relative to All Arizona Residents in 1997

[2.2.](#) Average Age At Death From All Causes Among American Indians and All Arizona Residents

[2.3.](#) Non-marital Births

[2.4.](#) Low-Birthweight Births

[2.5.](#) The Incidence of Fetal Alcohol Syndrome

[2.6.](#) Births to Teenage Mothers

[2.7.](#) Low-Birthweight Births to Mothers 30 Years or Older as a Percentage of All Low-Birthweight Births

[2.8.](#) The Incidence of Pregnancy Associated Hypertension

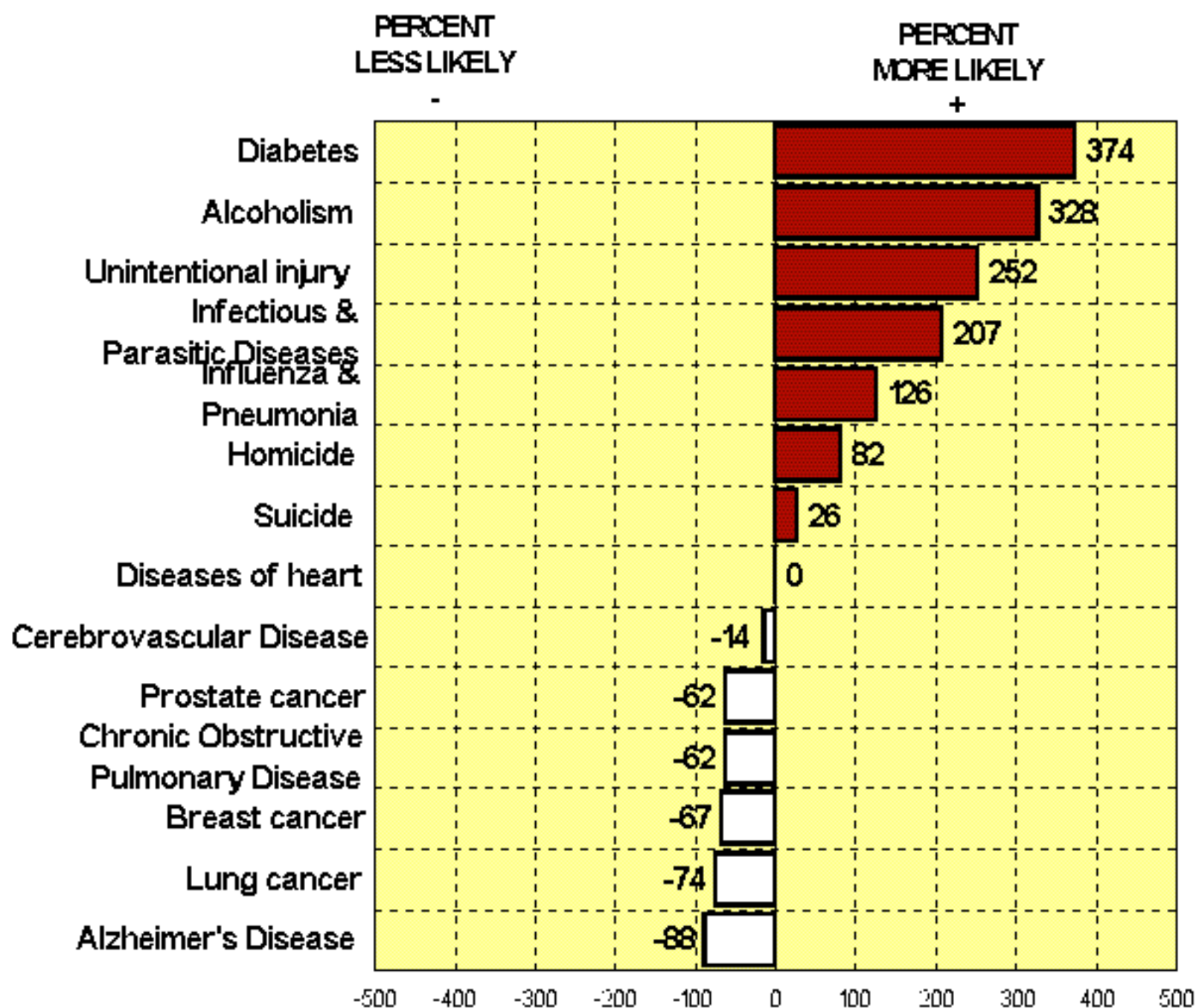
[2.9.](#) The Incidence of Anemia During Pregnancy

[2.10.](#) The Incidence of Diabetes During Pregnancy

2.1.

Causes From Which American Indians Were More Likely (+) Or Less Likely (-) to Die Relative to All Arizona Residents in 1997

PERCENTAGE DIFFERENCE IN AGE-ADJUSTED MORTALITY RATES FOR 1997

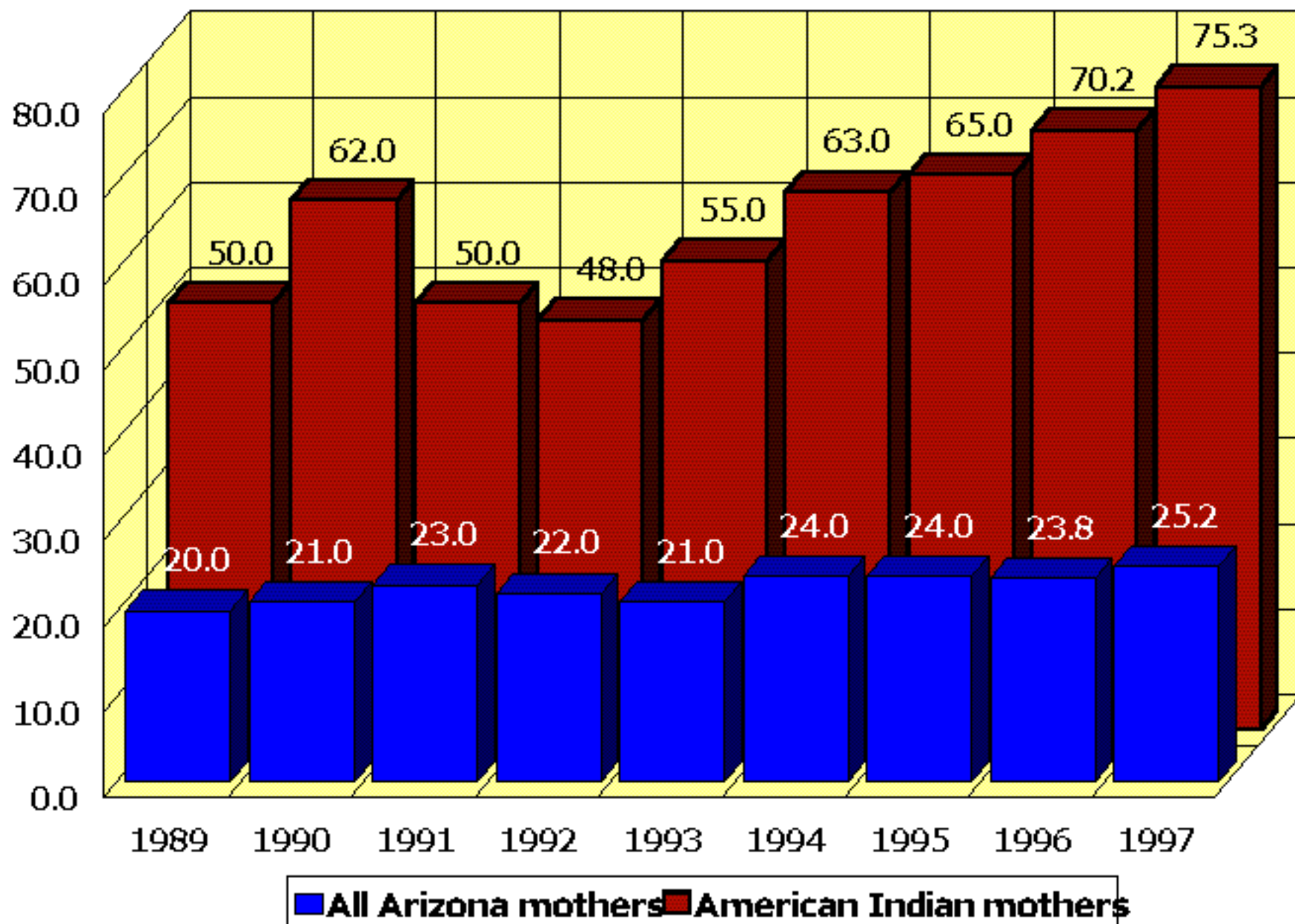


*Excluding HIV infection

Source: Table 2B-5 in *Arizona Health Status & Vital Statistics 1997*.

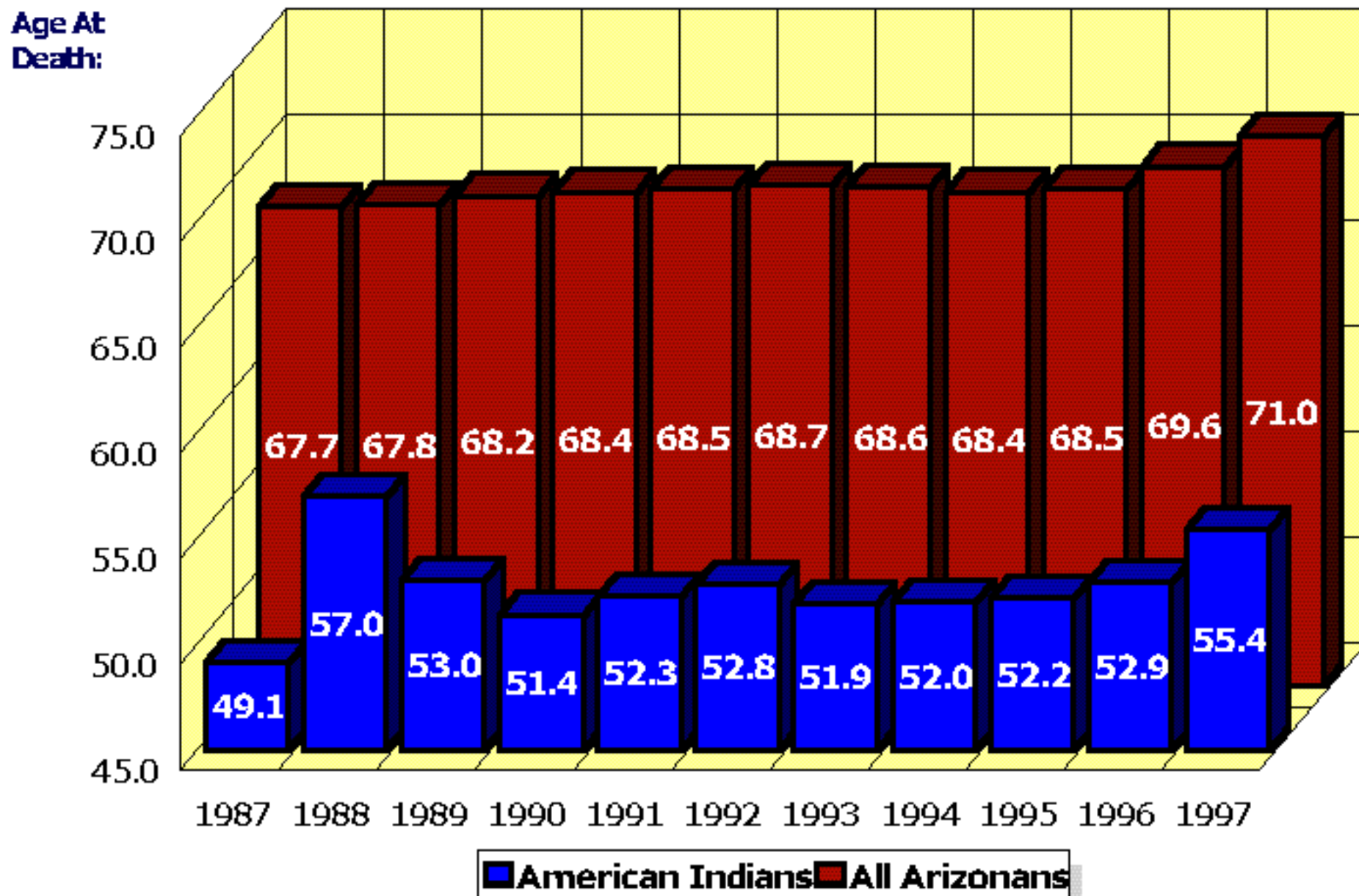
2.10. The Incidence of Diabetes During Pregnancy

Per 1,000 births:



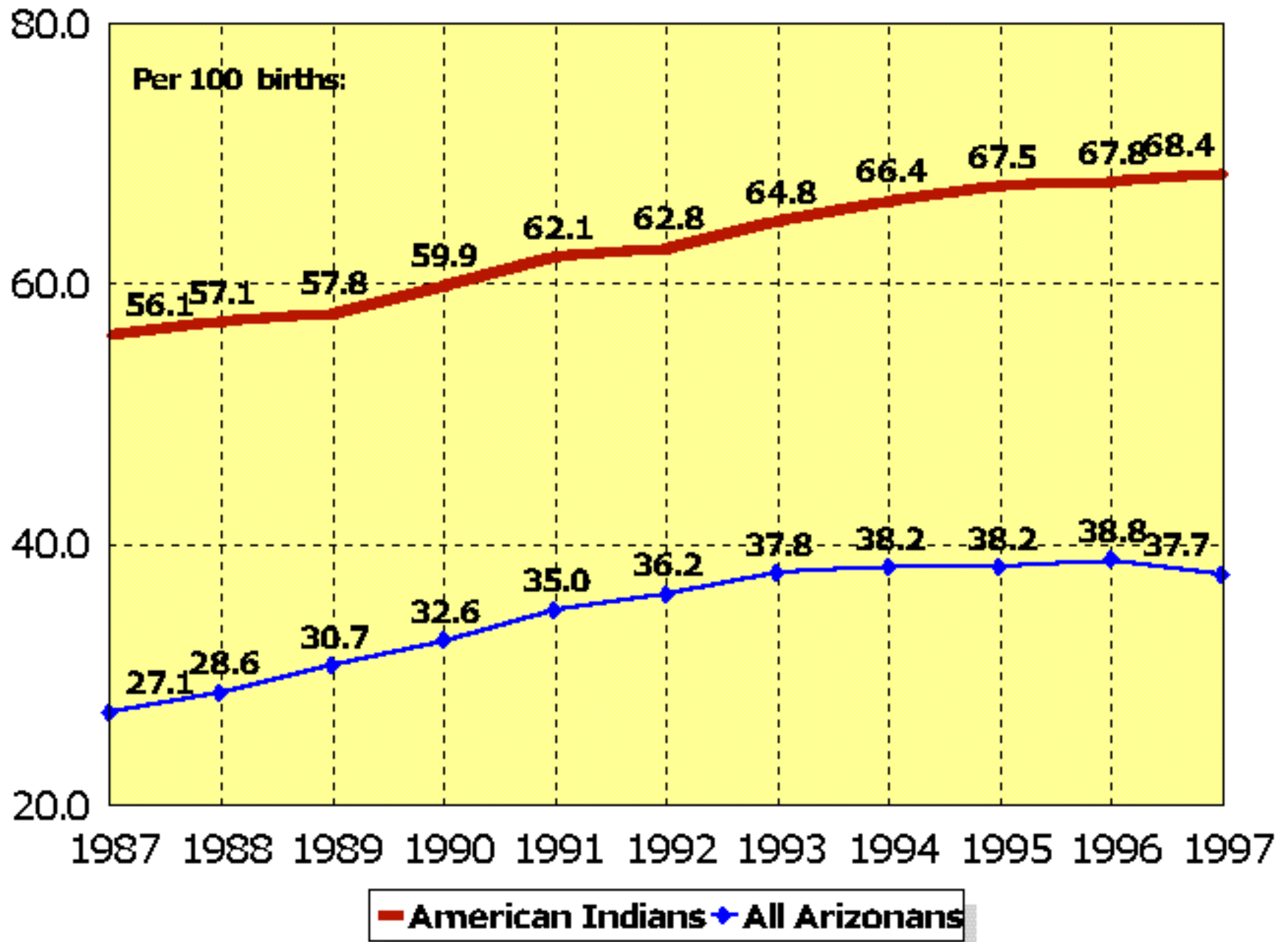
Source: Table 1B-26 in *Arizona Health Status and Vital Statistics 1997*.

2.2. Average Age At Death From All Causes Among American Indians and All Arizona Residents



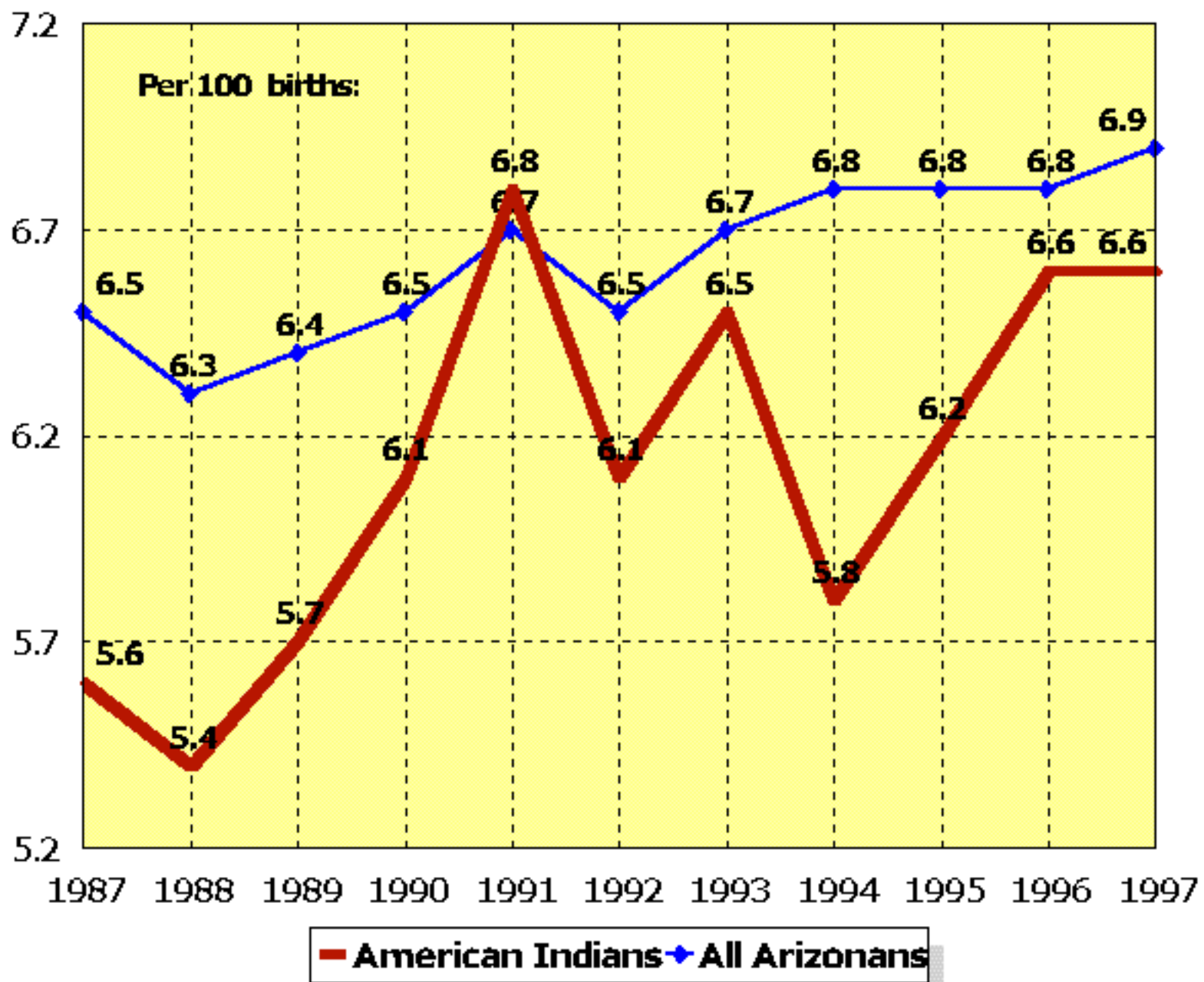
Source: Table 2D-1 in *Arizona Health Status and Vital Statistics 1997*

2.3. Nonmarital Births



Source: Table 1B-2 and Table 1B-14 in *Arizona Health Status and Vital Statistics 1997*.

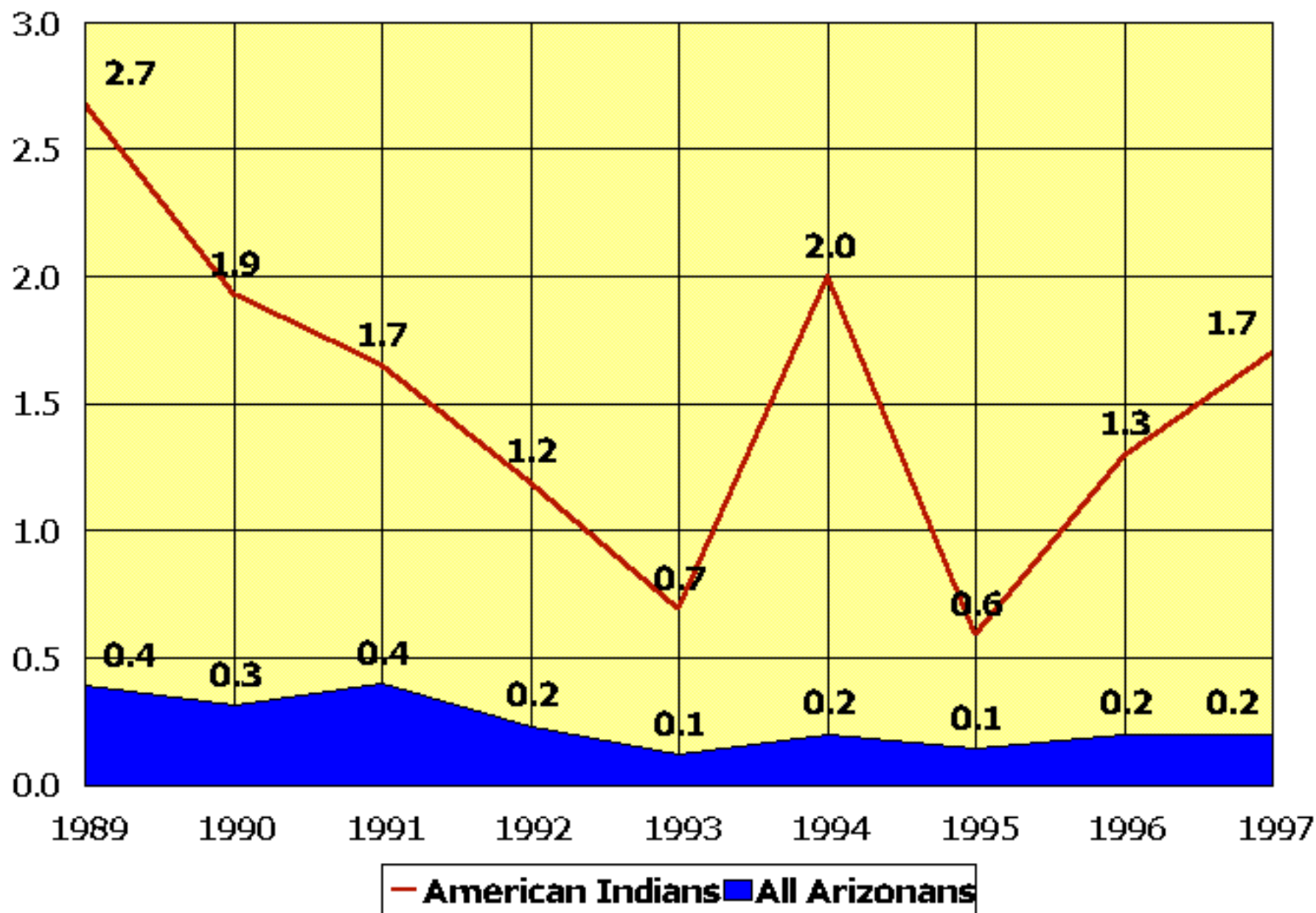
2.4. Low-Birthweight Births



Source: Table 1B-2 and Table 1B-14 in *Arizona Health Status and Vital Statistics 1997*.

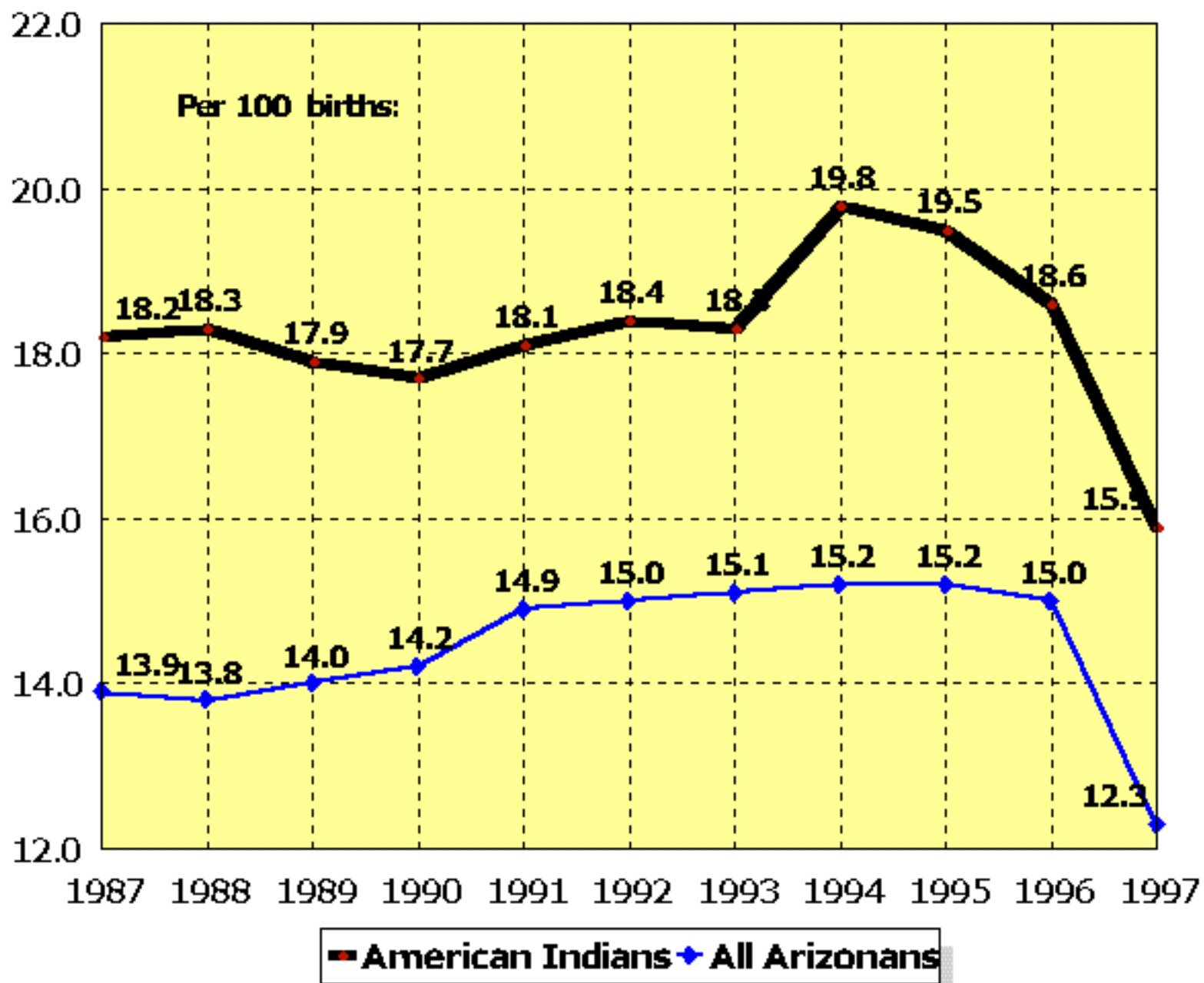
2.5. The Incidence of Fetal Alcohol Syndrome

Per 1,000 live births



Source: Table 1B-26 in *Arizona Health Status and Vital Statistics 1997*

2.6. Births to Teenage* Mothers



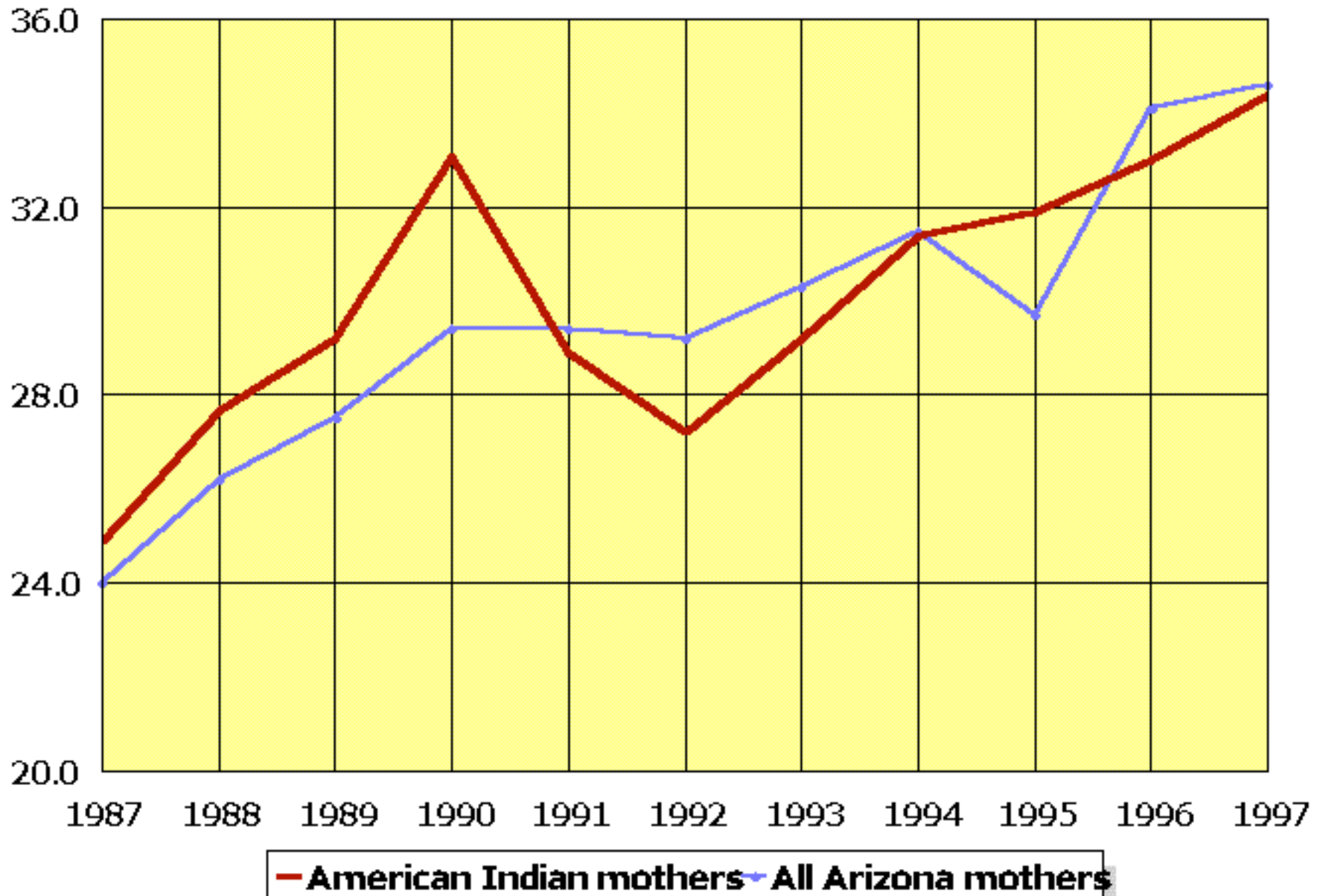
* 19 or younger.

Source: Table 1B-2 and Table 1B-14 in *Arizona Health Status and Vital Statistics 1997*

2.7.

Low-Birthweight Births to Mothers 30 Years or Older as a Percentage of All Low-Birthweight Births

% of all LBW
births

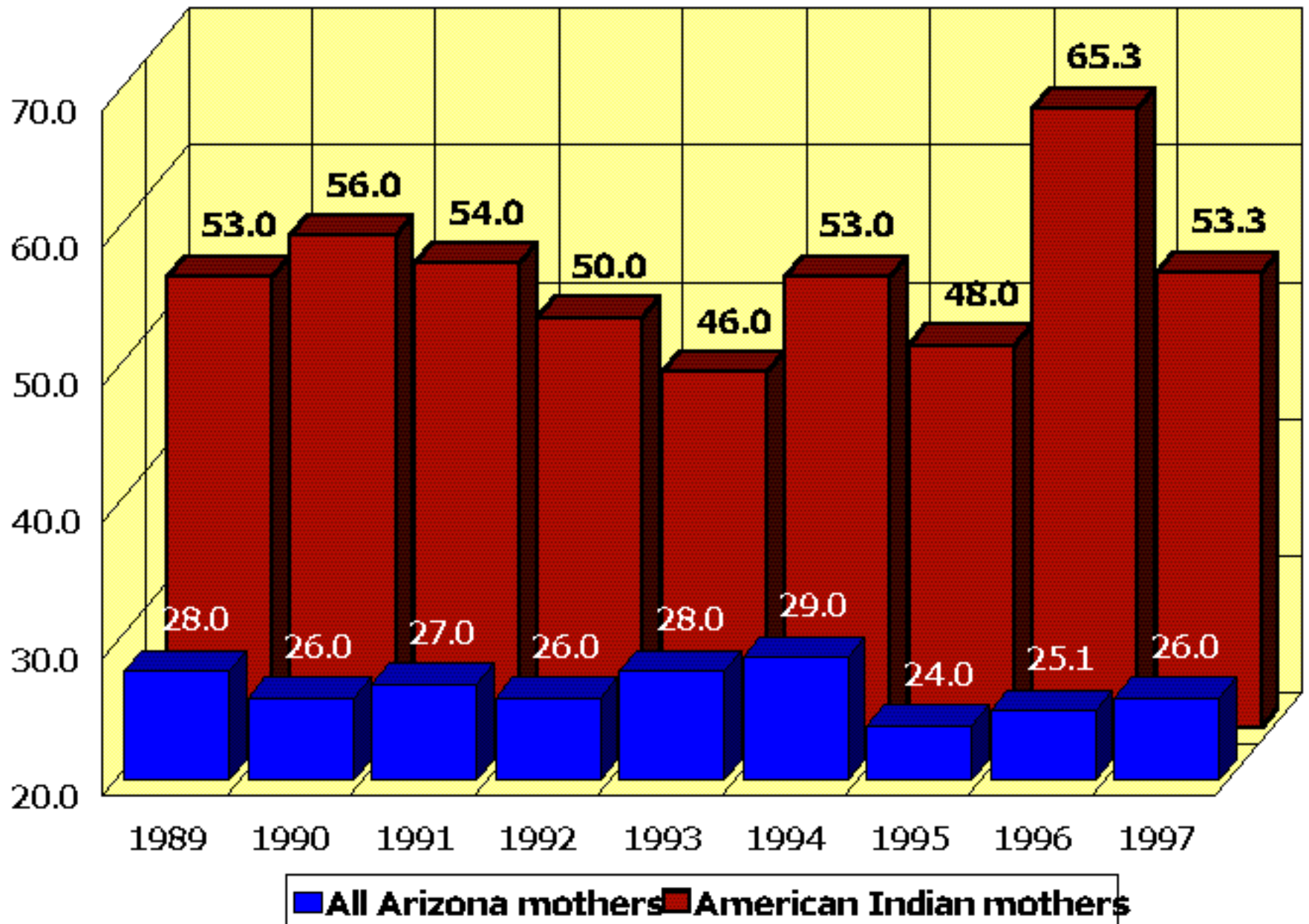


Source: Tables 1B-3 and 1B-15 in *Arizona Health Status and Vital Statistics 1997*

2.8.

The Incidence of Pregnancy Associated Hypertension

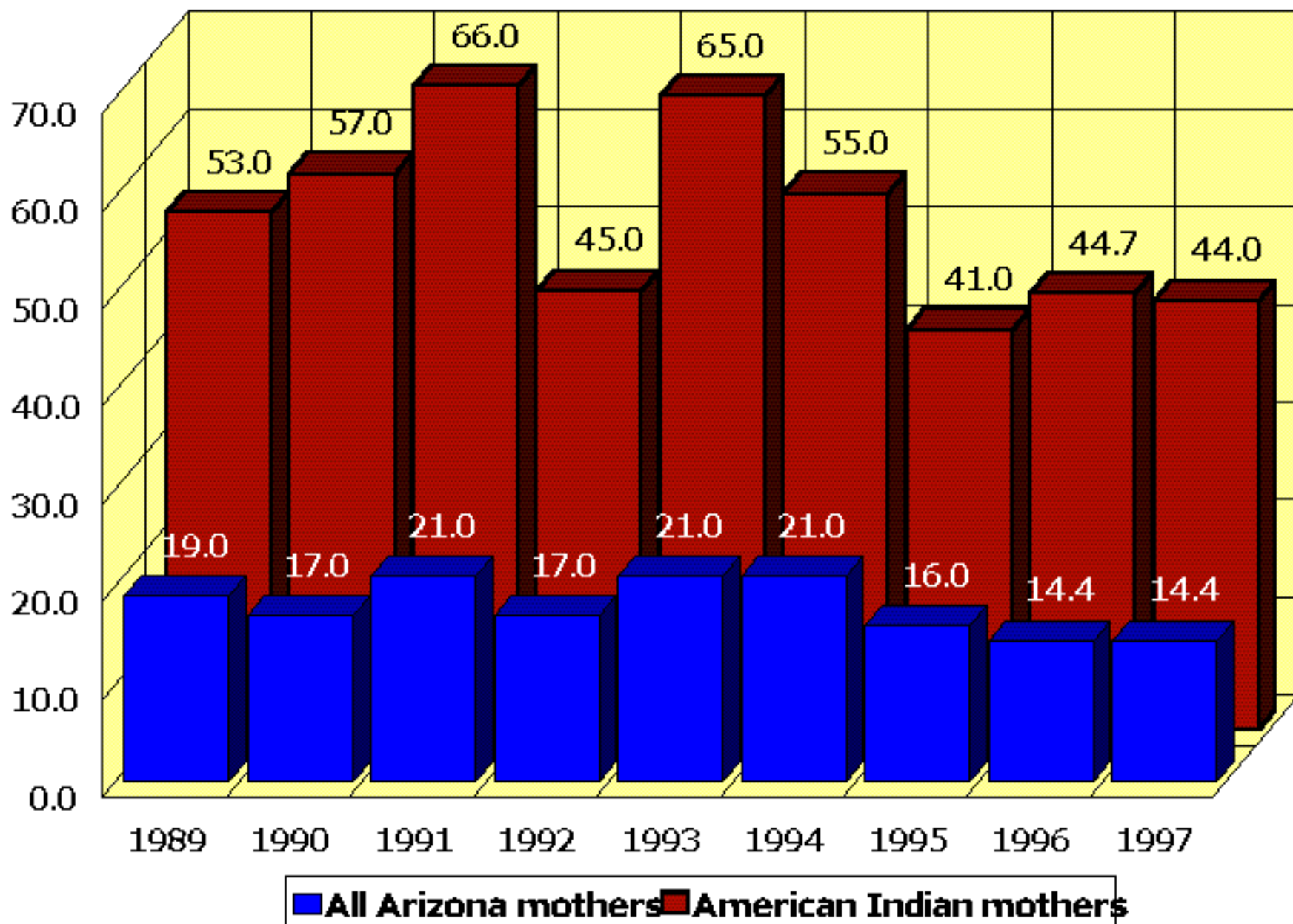
Per 1,000 births:



Source: Table 1B-26 in *Arizona Health Status and Vital Statistics 1997*.

2.9. The Incidence of Anemia During Pregnancy

Per 1,000 births:



Source: Table 1B-26 in *Arizona Health Status and Vital Statistics 1997*

III. Characteristics of American Indian Newborns and Mothers Giving Birth by Place of Residence in Arizona in 1997

Sociodemographic Characteristics

[3.1.](#) Maternal Age

[3.2.](#) Educational Attainment of Mother

[3.3.](#) Marital Status of Mother

[3.4.](#) Race/Ethnicity of Father

[3.5.](#) Age of Father

[3.6.](#) Source of Payment for Labor and Delivery

Maternal Lifestyle and Health Characteristics

[3.7.](#) Maternal Weight Gain During Pregnancy

[3.8.](#) Medical Risk Factors of Pregnancy

[3.9.](#) Substance Use During Pregnancy

Utilization of Medical Services

[3.10.](#) Trimester of Pregnancy Prenatal Care Began

[3.11.](#) Number of Prenatal Visits

[3.12.](#) Obstetric Procedures

[3.13.](#) Complications of Labor and Delivery

[3.14.](#) Method of Delivery

[3.15.](#) Attendant at Birth

Newborn's Health

[3.16.](#) Gestational Age

[3.17.](#) Weight at Birth

[3.18.](#) Abnormal Conditions of the Newborn

[3.19.](#) Congenital Anomalies (Birth Defects)

[3.20.](#) Causes of Infant Death and Infant Mortality Rates

**3.1
MATERNAL AGE**

AMERICAN INDIAN RESIDENTS OF ARIZONA IN 1997			TOTAL	AGE GROUP OF MOTHER								
				<15	15-17	18-19	20-24	25-29	30-34	35-39	40-44	45+
TOTAL			5268	10	329	499	1619	1281	918	499	110	3
Resided on reservation		COLORADO RIVER	26	0	2	6	9	5	3	0	1	0
		FORT APACHE	197	0	17	16	54	49	40	17	4	0
		GILA RIVER	147	0	6	19	41	45	17	15	4	0
		HAVASUPAI	10	0	1	0	1	1	7	0	0	0
		HOPI	120	0	6	12	37	32	14	14	5	0
		HUALAPAI	33	0	1	6	10	10	2	4	0	0
		NAVAJO	1818	4	86	156	511	460	347	207	46	1
		SAN CARLOS	201	0	19	23	65	37	34	15	8	0
		TOHONO O'ODHAM	139	2	11	10	41	33	20	18	4	0
	TOTAL	2691	6	149	248	769	672	484	290	72	1	
Resided off reservation		---in Maricopa County	1306	2	91	140	444	298	217	100	13	1
		---in Pima County	350	0	31	36	113	89	55	21	5	0
		---elsewhere in Arizona	921	2	58	75	293	222	162	88	20	1
		TOTAL	2577	4	180	251	850	609	434	209	38	2

3.10.
TRIMESTER OF PREGNANCY PRENATAL CARE BEGAN

AMERICAN INDIAN RESIDENTS OF ARIZONA IN 1997			TOTAL	PRENATAL CARE				
				No Care	1st trimester	2nd trimester	3rd trimester	Unknown
TOTAL			5271	127	3163	1424	476	81
Resided on reservation		COLORADO RIVER	26	2	14	9	1	0
		FORT APACHE	197	4	108	56	25	4
		GILA RIVER	147	2	94	34	13	4
		HAVASUPAI	10	0	3	4	2	1
		HOPI	120	2	65	36	15	2
		HUALAPAI	33	1	23	5	2	2
		NAVAJO	1818	56	1058	501	178	25
		SAN CARLOS	201	5	102	61	25	8
		TOHONO O'ODHAM	139	3	90	35	11	0
	TOTAL	2691	75	1557	741	272	46	
Resided off reservation		---in Maricopa County	1307	25	823	349	92	18
		---in Pima County	350	6	227	85	26	6
		---elsewhere in Arizona	923	21	556	249	86	11
		TOTAL	2580	52	1606	683	204	35

**3.11.
NUMBER OF PRENATAL VISITS**

			TOTAL	NUMBER OF PRENATAL VISITS					UNKN OWN
				No visits	1-4 visits	5-8 visits	9-12 visits	13+ visits	
TOTAL			5271	127	604	1426	2046	984	84
Resided on reservation		COLORADO RIVER	26	2	7	7	8	2	0
		FORT APACHE	197	4	43	51	71	24	4
		GILA RIVER	147	2	11	33	76	24	1
		HAVASUPAI	10	0	3	4	2	0	1
		HOPI	120	2	14	39	47	17	1
		HUALAPAI	33	1	5	15	8	1	3
		NAVAJO	1818	56	222	522	646	350	22
		SAN CARLOS	201	5	40	55	58	29	14
		TOHONO O'ODHAM	139	3	14	41	38	41	2
	TOTAL	2691	75	359	767	954	488	48	
Resided off reservation		---in Maricopa County	1307	25	117	314	581	254	16
		---in Pima County	350	6	19	79	127	113	6
		---elsewhere in Arizona	923	21	109	266	384	129	14
		TOTAL	2580	52	245	659	1092	496	36

**3.12.
OBSTETRIC PROCEDURES**

			TOTAL	OBSTETRIC PROCEDURES:*						
				Amniocentesis	Electronic Fetal Monitoring	Induction of Labor	Stimulation of Labor	Tocolysis	Ultrasound	Other
AMERICAN INDIAN RESIDENTS OF ARIZONA IN 1997										
TOTAL			4921	75	4334	1075	540	133	3209	467
Resided on reservation		COLORADO RIVER	26	1	13	5	1	2	14	11
		FORT APACHE	192	3	184	48	26	9	146	10
		GILA RIVER	147	7	133	19	2	1	129	77
		HAVASUPAI	10	0	10	2	1	0	6	0
		HOPI	104	1	96	27	11	2	51	1
		HUALAPAI	33	1	33	5	6	0	31	0
		NAVAJO	1611	15	1504	301	174	18	751	62
		SAN CARLOS	193	2	122	37	35	5	167	33
		TOHONO O'ODHAM	131	1	122	36	14	1	121	13
	TOTAL	2447	31	2217	480	270	38	1416	207	
Resided off reservation		---in Maricopa County	1254	26	1007	309	95	77	1027	104
		---in Pima County	333	6	299	84	56	2	260	85
		---elsewhere in Arizona	887	12	811	202	119	16	506	71
		TOTAL	2474	44	2117	595	270	95	1793	260

* More than one may be ported on a birth certificate. The total includes all births with one or more obstetric procedures listed.

**3.13.
COMPLICATIONS OF LABOR AND DELIVERY**

AMERICAN INDIAN RESIDENTS OF ARIZONA IN 1997			TOTAL	COMPLICATIONS OF LABOR AND DELIVERY*															
				Febrile	Meconium	Rupture of Membrane	Abruptio Placenta	Placenta Previa	Other Bleeding	Seizures	Precipitous Labor	Prolonged Labor	Dysfunctional Labor	Breech Malpresentation	Cephalopelvic Disp.	Cord Prolapse	Anesthetic Complic.	Fetal Distress	Other
TOTAL			2094	51	306	251	29	15	99	1	64	94	106	177	58	10	3	100	1182
Resided on reservation	COLORADO RIVER		12	1	0	3	0	0	0	0	0	1	2	1	0	0	0	2	6
	FORT APACHE		102	1	10	3	2	0	0	0	0	1	5	3	0	0	2	81	
	GILA RIVER		45	1	7	2	2	0	0	0	1	0	0	3	2	0	0	2	30
	HAVASUPAI		4	0	0	0	0	0	0	0	0	0	0	0	0	0	0	1	3
	HOPI		43	0	9	5	1	0	5	0	3	7	5	3	3	0	0	3	14
	HUALAPAI		15	0	1	0	0	1	1	0	0	0	2	1	0	0	0	2	9
	NAVAJO		599	27	89	116	13	6	69	1	32	45	70	49	16	4	2	34	188
	SAN CARLOS		69	0	7	9	1	1	2	0	2	8	3	8	3	1	0	10	32
	TOHONO O'ODHAM		69	2	19	2	0	1	0	0	2	3	0	6	2	0	0	0	49
	TOTAL		958	32	142	140	19	9	77	1	40	64	83	76	29	5	2	56	412
Resided off reservation	---in Maricopa County		615	9	102	67	4	3	5	0	4	15	5	54	12	0	0	15	443
	---in Pima County		169	2	36	11	1	0	1	0	10	4	4	8	5	1	0	7	124
	---elsewhere in Arizona		352	8	26	33	5	3	16	0	10	11	14	39	12	4	1	22	203
	TOTAL		1136	19	164	111	10	6	22	0	24	30	23	101	29	5	1	44	770

* More than one may be reported on a birth certificate. The total includes all births with one or more complications listed.

**3.14.
METHOD OF DELIVERY**

			TOTAL	METHOD OF DELIVERY:					
				Vaginal	Vaginal after C-section	Primary C-Section	Repeat C-Section	Forceps	Vacuum
AMERICAN INDIAN RESIDENTS OF ARIZONA IN 1997									
TOTAL			5271	4339	198	457	277	55	106
Resided on reservation		COLORADO RIVER	26	9	2	12	3	0	0
		FORT APACHE	197	169	7	14	7	0	8
		GILA RIVER	147	127	3	9	8	1	4
		HAVASUPAI	10	8	0	0	2	0	0
		HOPI	120	98	1	12	9	0	5
		HUALAPAI	33	24	0	5	4	1	1
		NAVAJO	1818	1544	73	131	70	15	18
		SAN CARLOS	201	157	5	23	16	6	3
		TOHONO O'ODHAM	139	114	3	10	12	6	5
	TOTAL	2691	2250	94	216	131	29	44	
Resided off reservation		---in Maricopa County	1307	1055	60	113	79	18	27
		---in Pima County	350	282	10	34	24	6	12
		---elsewhere in Arizona	923	752	34	94	43	2	23
		TOTAL	2580	2089	104	241	146	26	62

**3.15.
ATTENDANT AT BIRTH**

AMERICAN INDIAN RESIDENTS OF ARIZONA IN 1997			TOTAL	ATTENDANT					
				M.D.	C.N.M.	Midwife	D.O.	Other	Unknown
TOTAL			5271	2925	2056	1	237	47	5
Resided on reservation		COLORADO RIVER	26	26	0	0	0	0	0
		FORT APACHE	197	160	10	0	27	0	0
		GILA RIVER	147	103	16	0	28	0	0
		HAVASUPAI	10	7	0	0	3	0	0
		HOPi	120	52	67	0	0	1	0
		HUALAPAI	33	18	0	0	15	0	0
		NAVAJO	1818	597	1182	0	27	10	2
		SAN CARLOS	201	190	10	0	1	0	0
		TOHONO O'ODHAM	139	118	17	0	1	3	0
	TOTAL	2691	1271	1302	0	102	14	2	
Resided off reservation		---in Maricopa County	1307	739	507	0	48	11	2
		---in Pima County	350	269	61	0	7	13	0
		---elsewhere in Arizona	923	646	186	1	80	9	1
		TOTAL	2580	1654	754	1	135	33	3

**3.16.
GESTATIONAL AGE**

AMERICAN INDIAN RESIDENTS OF ARIZONA IN 1997			TOTAL	LENGTH OF GESTATION				
				<37 weeks	37 weeks	38-41 weeks	42+ weeks	Unknown
TOTAL			5271	486	400	4251	87	47
Resided on reservation		COLORADO RIVER	26	3	4	8	0	11
		FORT APACHE	197	25	8	161	2	1
		GILA RIVER	147	9	11	124	1	2
		HAVASUPAI	10	3	2	5	0	0
		HOPI	120	17	10	93	0	0
		HUALAPAI	33	4	3	26	0	0
		NAVAJO	1818	146	118	1515	34	5
		SAN CARLOS	201	24	12	158	7	0
		TOHONO O'ODHAM	139	22	13	103	1	0
	TOTAL	2691	253	181	2193	45	19	
Resided off reservation		---in Maricopa County	1307	130	97	1040	33	7
		---in Pima County	350	25	40	283	1	1
		---elsewhere in Arizona	923	78	82	735	8	20
		TOTAL	2580	233	219	2058	42	28

**3.17.
WEIGHT AT BIRTH**

AMERICAN INDIAN RESIDENTS OF ARIZONA IN 1997			TOTAL	Weight at birth:				
				<1500 grams	1500-2499 grams	2500-3999 grams	4000+ grams	Unknown
TOTAL			5271	57	290	4373	544	7
Resided on reservation	COLORADO RIVER	26	0	3	20	3	0	
	FORT APACHE	197	3	13	161	20	0	
	GILA RIVER	147	4	7	118	18	0	
	HAVASUPAI	10	0	0	10	0	0	
	HOPI	120	1	13	102	4	0	
	HUALAPAI	33	1	2	28	2	0	
	NAVAJO	1818	18	98	1537	162	3	
	SAN CARLOS	201	4	9	156	32	0	
	TOHONO O'ODHAM	139	3	8	118	10	0	
	TOTAL		2691	34	153	2250	251	3
Resided off reservation	---in Maricopa County	1307	12	68	1065	160	2	
	---in Pima County	350	3	15	289	42	1	
	---elsewhere in Arizona	923	8	54	769	91	1	
	TOTAL		2580	23	137	2123	293	4

**3.18.
ABNORMAL CONDITIONS OF THE NEWBORN**

AMERICAN INDIAN RESIDENTS OF ARIZONA IN 1997		TOTAL	ABNORMAL CONDITIONS OF THE NEWBORN:*								
			Anemia	Birth Injury	Fetal Alcohol Syndrome	Membrane Disease	Meconium Aspiration	Assisted Vent.<30 min	Assisted Vents>30 min.	Seizures	Other
TOTAL		494	7	10	9	16	22	35	27	6	407
Resided on reservation	COLORADO RIVER	9	0	0	0	0	1	3	0	0	6
	FORT APACHE	22	0	0	1	0	0	0	0	0	21
	GILA RIVER	16	0	0	0	0	1	0	0	0	15
	HAVASUPAI	1	0	0	0	0	0	0	0	0	1
	HOPI	4	1	0	0	0	0	0	0	0	3
	HUALAPAI	1	0	0	0	1	0	0	1	0	0
	NAVAJO	75	1	2	1	5	8	10	14	1	45
	SAN CARLOS	23	2	0	1	1	1	2	1	0	16
	TOHONO O'ODHAM	20	0	0	0	0	0	3	0	0	18
TOTAL		171	4	2	3	7	11	18	16	1	125
Resided off reservation	---in Maricopa County	202	1	4	2	6	8	5	3	2	187
	---in Pima County	53	0	4	2	0	0	10	0	0	42
	---elsewhere in Arizona	68	2	0	2	3	3	2	8	3	53
	TOTAL		323	3	8	6	9	11	17	11	5

* More than one may be reported on a birth certificate. The total includes all births with one or more abnormal conditions listed.

**3.19.
CONGENITAL ANOMALIES (BIRTH DEFECTS)**

			TOTAL	BIRTH DEFECTS:*																	
				Spina Bifida	Hydrocephalus	Microcephalus	Other CNS Anomaly	Heart Malformations	Other Resp./Circulatory	Rectal Atresia	Fistula/Esoph. Atresia	Omphalocele	Renal Agensis	Cleft Lip/Palate	Polydactyl	Club Foot	Other Muscoskeletal	Down s Syndrome	Other Chromosomal	Other	
MERICAN INDIAN RESIDENTS OF ARIZONA IN 199																					
TOTAL			132	2	4	1	1	9	12	1	1	1	1	8	3	1	3	1	2	93	
Resided on reservation		COLORADO RIVER	1	0	0	0	0	0	0	0	0	0	0	1	0	0	0	0	0	1	
		FORT APACHE	9	0	0	0	0	0	0	0	0	0	0	0	0	0	0	0	0	0	9
		GILA RIVER	5	0	0	0	0	0	0	0	0	0	0	0	0	0	1	0	0	0	4
		HOPI	5	0	0	0	0	0	0	0	0	0	0	0	1	0	0	0	0	0	4
		HUALAPAI	1	0	0	0	0	1	0	0	0	0	0	0	0	0	0	0	0	0	0
		NAVAJO	36	1	2	1	0	5	2	0	0	1	0	2	1	0	2	0	1	0	21
		SAN CARLOS	6	0	0	0	0	0	1	0	0	0	0	0	0	1	0	0	0	0	5
		TOHONO O'ODHAM	7	0	0	0	0	1	1	0	0	0	0	0	0	1	0	0	0	0	5
		TOTAL	70	1	2	1	0	7	4	0	0	1	0	3	2	1	3	1	1	1	49
Resided off reservation		---in Maricopa County	32	1	0	0	0	0	5	1	1	0	0	4	1	0	0	0	0	0	21
		---in Pima County	7	0	0	0	0	0	1	0	0	0	0	0	0	0	0	0	0	0	6
		---elsewhere in Arizona	23	0	2	0	1	2	2	0	0	0	1	1	0	0	0	0	1	0	17
		TOTAL	62	1	2	0	1	2	8	1	1	0	1	5	1	0	0	0	1	0	44

* More than one may be reported on a birth certificate. The total includes all births with one or more birth defects listed.

3.2.
EDUCATIONAL ATTAINMENT OF MOTHER

			TOTAL	MOTHER'S EDUCATION						UNKN OWN
				< 8	8	9-11	12	13-16	17+	
TOTAL			5271	81	188	1586	2050	1226	58	82
Resided on reservation		COLORADO RIVER	26	0	1	12	10	2	1	0
		FORT APACHE	197	3	5	87	67	33	0	2
		GILA RIVER	147	2	12	52	47	25	0	9
		HAVASUPAI	10	0	1	2	3	4	0	0
		HOPÍ	120	0	2	23	66	29	0	0
		HUALAPAI	33	0	0	12	18	3	0	0
		NAVAJO	1818	31	44	502	740	443	14	44
		SAN CARLOS	201	2	4	74	78	37	2	4
		TOHONO O'ODHAM	139	3	8	49	57	20	2	0
	TOTAL	2691	41	77	813	1086	596	19	59	
Resided off reservation		---in Maricopa County	1307	26	62	393	464	329	23	10
		---in Pima County	350	5	22	115	128	69	8	3
		---elsewhere in Arizona	923	9	27	265	372	232	8	10
		TOTAL	2580	40	111	773	964	630	39	23

**TABLE 3.20
CAUSES OF INFANT DEATH**

Cause of death:	AMERICAN INDIAN RESIDENTS OF ARIZONA IN 1997:										
	TOTAL	Resided on reservation:						Resided off reservation:			
		COLO-RADO RIVER	FORT APACHE	GILA RIVER	HUALA -PAI	NA-VAJO	SAN CARLOS	TOHONO O'ODHAM	---in Maricopa County	---in Pima County	---elsewhere in Arizona
TOTAL, ALL CAUSES	44	1	3	6	1	11	3	1	6	2	10
CONDITIONS ORIGINATING IN THE PERINATAL PERIOD	11	0	2	0	0	3	0	1	3	0	2
-Low birthweight/short gestation	4	0	0	0	0	1	0	0	1	0	2
-Other respiratory condition	1	0	1	0	0	0	0	0	0	0	0
-Maternal complications	1	0	0	0	0	1	0	0	0	0	0
-Other perinatal conditions	5	0	1	0	0	1	0	1	2	0	0
CONGENITAL ANOMALIES	9	0	1	1	0	2	1	0	1	1	2
-Heart and/or circulatory system	3	0	0	0	0	1	1	0	0	0	1
-respiratory system	1	0	0	1	0	0	0	0	0	0	0
Other anomalies	5	0	1	0	0	1	0	0	1	1	1
SUDDEN INFANT DEATH SYNDROME (SIDS)	6	1	0	0	0	0	2	0	0	1	2
UNINTENTIONAL INJURY	2	0	0	1	0	0	0	0	0	0	1
INFECTIOUS & PARASITIC DISEASE	3	0	0	0	0	2	0	0	0	0	1
PNEUMONIA/INFLUENZA	3	0	0	1	1	0	0	0	1	0	0
HOMICIDE	2	0	0	0	0	2	0	0	0	0	0
ALL OTHER CAUSES	8	0	0	3	0	2	0	0	1	0	2

**3.3.
MARITAL STATUS OF MOTHER**

AMERICAN INDIAN RESIDENTS OF ARIZONA IN 1997			TOTAL	MARITAL STATUS		
				Unmarried	Married	Unknown
TOTAL			5271	3604	1654	13
Resided on reservation		COLORADO RIVER	26	14	4	8
		FORT APACHE	197	112	85	0
		GILA RIVER	147	117	30	0
		HAVASUPAI	10	6	4	0
		HOPI	120	94	26	0
		HUALAPAI	33	22	11	0
		NAVAJO	1818	1267	549	2
		SAN CARLOS	201	126	75	0
		TOHONO O'ODHAM	139	120	19	0
		TOTAL	2691	1878	803	10
Resided off reservation		---in Maricopa County	1307	900	407	0
		---in Pima County	350	241	109	0
		---elsewhere in Arizona	923	585	335	3
		TOTAL	2580	1726	851	3

3.4.
RACE/ETHNICITY OF FATHER

AMERICAN INDIAN RESIDENTS OF ARIZONA IN 1999			TOTAL	ETHNICITY OF FATHER					
				Non-Hispanic White	Hispanic	Black	American Indian	Asian	Unknown
TOTAL			5271	266	295	54	2634	62	1960
Resided on reservation		COLORADO RIVER	26	4	2	0	5	0	15
		FORT APACHE	197	3	2	2	136	0	54
		GILA RIVER	147	2	4	0	65	1	75
		HAVASUPAI	10	0	0	0	7	0	3
		HOPI	120	0	0	0	72	1	47
		HUALAPAI	33	0	1	1	15	1	15
		NAVAJO	1818	11	10	3	1136	15	643
		SAN CARLOS	201	0	4	0	123	2	72
		TOHONO O'ODHAM	139	0	3	0	71	0	65
		TOTAL	2691	20	26	6	1630	20	989
Resided off reservation		--in Maricopa County	1307	151	167	28	424	22	515
		--in Pima County	350	26	46	6	133	7	132
		--elsewhere in Arizona	923	69	56	14	447	13	324
		TOTAL	2580	246	269	48	1004	42	971

**3.5
AGE OF FATHER**

		TOTAL	AGE GROUP OF FATHER								UNKN OWN
			15-17	18-19	20-24	25-29	30-34	35-39	40-44	45+	
TOTAL		3482	44	172	849	915	714	428	191	73	96
Resided on reservation	COLORADO RIVER	12	1	3	4	2	0	2	0	0	0
	FORT APACHE	150	3	11	29	31	35	22	11	4	4
	GILA RIVER	71	0	4	12	17	21	15	1	1	0
	HAVASUPAI	7	1	0	1	1	1	2	1	0	0
	HOPÍ	81	2	9	13	24	17	10	2	2	2
	HUALAPAI	18	0	1	5	3	3	4	2	0	0
	NAVAJO	1259	10	45	285	313	264	171	89	27	55
	SAN CARLOS	129	1	9	32	40	19	14	11	2	1
	TOHONO O'ODHAM	76	3	9	21	21	10	8	1	3	0
TOTAL	1803	21	91	402	452	370	248	118	39	62	
Resided off reservation	---in Maricopa County	822	17	43	227	241	160	86	32	8	8
	---in Pima County	223	2	12	62	68	43	21	8	5	2
	---elsewhere in Arizona	634	4	26	158	154	141	73	33	21	24
	TOTAL	1679	23	81	447	463	344	180	73	34	34

**3.6.
SOURCE OF PAYMENT FOR LABOR AND DELIVERY**

AMERICAN INDIAN RESIDENTS OF ARIZONA IN 1997		TOTAL	PAYEE FOR BIRTH				
			AHCCCS	IHS	PRIVATE INSURANCE	SELF	UNKNOWN
TOTAL		5271	2475	1725	638	42	391
Resided on reservation	COLORADO RIVER	26	12	1	2	0	11
	FORT APACHE	197	117	64	14	2	0
	GILA RIVER	147	38	83	21	3	2
	HAVASUPAI	10	7	0	1	1	1
	HOPI	120	15	99	2	1	3
	HUALAPAI	33	26	2	2	3	0
	NAVAJO	1818	731	753	105	2	227
	SAN CARLOS	201	36	156	6	2	1
	TOHONO O'ODHAM	139	53	66	15	0	5
TOTAL		2691	1035	1224	168	14	250
Resided off reservation	--in Maricopa County	1307	749	199	283	18	58
	--in Pima County	350	154	121	66	4	5
	--elsewhere in Arizona	923	537	181	121	6	78
	TOTAL		2580	1440	501	470	28

**3.7.
MATERNAL WEIGHT GAIN DURING PREGNANCY**

AMERICAN INDIAN RESIDENTS OF ARIZONA IN 1997			TOTAL	WEIGHT GAIN				
				None	1-10 Pounds	11-20 Pounds	21 or more	Unknown
TOTAL			5271	54	339	1030	3086	762
Resided on reservation		COLORADO RIVER	26	0	0	0	13	13
		FORT APACHE	197	3	13	31	103	47
		GILA RIVER	147	4	13	31	70	29
		HAVASUPAI	10	0	0	1	9	0
		HOPI	120	1	10	19	59	31
		HUALAPAI	33	2	2	7	17	5
		NAVAJO	1818	11	149	394	962	302
		SAN CARLOS	201	2	9	38	114	38
		TOHONO O'ODHAM	139	1	15	20	65	38
	TOTAL	2691	24	211	541	1412	503	
Resided off reservation		---in Maricopa County	1307	18	83	267	841	98
		---in Pima County	350	6	11	59	235	39
		---elsewhere in Arizona	923	6	34	163	598	122
		TOTAL	2580	30	128	489	1674	259

**3.8.
MEDICAL RISK FACTORS OF PREGNANCY**

AMERICAN INDIAN RESIDENTS OF ARIZONA IN 1997			TOTAL	MEDICAL RISK FACTORS:*															
				Anemia	Cardiac Disease	Lung Disease	Diabetes	Genital Herpes	Hydramnios	Hemoglobinopathy	Chronic Hypertension	Pregnancy Associated Hypertension	Eclampsia	Previous Infant 4000+g	Previous SGA Infant	Renal Disease	RH Sensitization	Uterine Bleeding	Other
TOTAL			2260	232	10	13	397	23	102	2	61	281	109	73	46	13	6	19	1416
Resided on reservation		COLORADO RIVER	12	2	0	0	1	0	1	0	0	3	2	0	0	0	0	1	9
		FORT APACHE	112	6	1	1	17	1	2	1	4	13	7	0	0	0	0	0	83
		GILA RIVER	87	8	0	0	28	0	1	0	2	5	0	1	0	0	0	0	69
		HAVASUPAI	7	0	0	0	1	0	0	0	0	2	0	0	0	0	0	0	6
		HOPI	49	2	1	0	15	1	8	0	5	10	3	4	1	0	0	0	19
		HUALAPAI	14	0	0	0	5	0	0	0	0	1	0	1	0	0	1	1	8
		NAVAJO	617	83	4	7	120	7	51	1	28	98	17	42	31	8	1	5	249
		SAN CARLOS	70	7	0	1	16	1	3	0	6	18	6	1	0	0	1	1	30
		TOHONO O'ODHAM	87	4	0	0	11	0	5	0	0	0	10	0	0	0	0	1	77
	TOTAL	1055	112	6	9	214	10	71	2	45	150	45	49	32	8	3	9	550	
Resided off reservation		--in Maricopa County	679	95	1	1	106	9	10	0	9	52	33	7	5	2	0	2	520
		--in Pima County	194	2	2	2	23	4	6	0	2	16	15	0	0	0	0	4	161
		--elsewhere in Arizona	332	23	1	1	54	0	15	0	5	63	16	17	9	3	3	4	185
		TOTAL	1205	120	4	4	183	13	31	0	16	131	64	24	14	5	3	10	866

* More than one may be reported on a birth certificate. The total includes all births with one or more medical risk factors listed.

**3.9.
SUBSTANCE USE DURING PREGNANCY**

AMERICAN INDIAN RESIDENTS OF ARIZONA IN 1997			TOTAL	Substance use during pregnancy			
				Drinker, nonsmoker	Smoker, nondrinker	Smoker and drinker	Nonsmoker and nondrinker
TOTAL			5271	107	151	68	4945
Resided on reservation		COLORADO RIVER	26	0	0	1	25
		FORT APACHE	197	18	7	11	161
		GILA RIVER	147	5	4	2	136
		HAVASUPAI	10	0	1	0	9
		HOPI	120	3	0	0	117
		HUALAPAI	33	4	1	0	28
		NAVAJO	1818	26	16	7	1769
		SAN CARLOS	201	10	4	6	181
		TOHONO O'ODHAM	139	4	4	1	130
		TOTAL	2691	70	37	28	2556
Resided off reservation		---in Maricopa County	1307	24	67	28	1188
		---in Pima County	350	2	18	5	325
		---elsewhere in Arizona	923	11	29	7	876
		TOTAL	2580	37	114	40	2389

IV. Patterns of Mortality Among American Indians by Place of Residence in Arizona in 1997

Age-Specific Mortality

[4.1.](#) Age-Specific Mortality

[4.2.](#) Age-Specific Mortality Among Males

[4.3.](#) Age-Specific Mortality Among Females

Cause-Specific Mortality

[4.4.](#) Deaths From Causes Selected as Indicators for Monitoring Progress Toward The Year 2000 Objectives

[4.5.](#) Leading Causes of Death

[4.6.](#) Leading Causes of Death Among Males

[4.7.](#) Leading Causes of Death Among Females

Leading Causes of Death by Age Group for Selected Indian Nations<

[4.8.](#) Leading Causes of Death by Age Group Among Residents of **NAVAJO** Tribal Communities

[4.9.](#) Leading Causes of Death by Age Group Among Residents of **HOPI** Tribal Communities

[4.10.](#) Leading Causes of Death by Age Group Among Residents of **FORT APACHE** Tribal Communities

[4.11.](#) Leading Causes of Death by Age Group Among Residents of **GILA RIVER** Tribal Communities

[4.12.](#) Leading Causes of Death by Age Group Among Residents of **SALT RIVER** Tribal communities

[4.13.](#) Leading Causes of Death by Age Group Among Residents of **SAN CARLOS** Tribal Communities

[4.14.](#) Leading Causes of Death by Age Group Among Residents of **TOHONO O'ODHAM** Tribal Communities

[4.15.](#) Leading Causes of Death by Age Group Among American Indians Who Resided Off Reservation in **MARICOPA COUNTY**

[4.16.](#) Leading Causes of Death by Age Group Among American Indians Who Resided Off Reservation in **PIMA COUNTY**

[4.17.](#) Leading Causes of Death by Age Group Among American Indians Who Resided Off Reservation elsewhere in Arizona

**4.1.
AGE-SPECIFIC MORTALITY**

AMERICAN INDIAN RESIDENTS OF ARIZONA IN 1997		TOTAL	AGE GROUP:								
			<1	1-4	5-14	15-24	25-34	35-44	45-54	55-64	65+
TOTAL		1473	44	12	22	111	159	200	183	179	563
Resided on reservation:	AK CHIN	6	0	0	0	1	0	3	0	0	2
	COLORADO RIVER	16	1	0	0	1	2	2	3	1	6
	FORT APACHE	68	3	3	0	7	4	14	12	3	22
	FORT McDOWELL	4	0	0	0	1	0	2	0	0	1
	GILA BEND	3	0	0	0	0	0	0	0	1	2
	GILA RIVER	109	6	1	2	8	12	12	17	14	37
	HOPI	44	0	0	0	4	1	3	3	10	23
	HUALAPAI	14	1	0	0	2	1	3	3	0	4
	KAIBAB	1	0	0	0	0	0	0	0	0	1
	NAVAJO	473	11	6	4	38	55	53	48	47	211
	SALT RIVER	38	0	0	0	4	4	5	4	9	12
	SAN CARLOS	61	3	0	0	4	4	7	13	14	16
	SAN XAVIER	11	0	0	0	0	1	4	1	2	3
	TOHONO O'ODHAM	99	1	1	2	7	8	9	13	17	41
TOTAL	947	26	11	8	77	92	117	117	118	381	
Resided off reservation	---in Maricopa County	187	6	0	4	10	22	32	27	31	55
	---in Pima County	91	2	0	2	5	9	12	8	13	40
	---elsewhere in Arizona	248	10	1	8	19	36	39	31	17	87
	TOTAL	526	18	1	14	34	67	83	66	61	182

**4.10.
LEADING CAUSES OF DEATH BY AGE GROUP AMONG RESIDENTS
OF FORT APACHE TRIBAL COMMUNITIES, ARIZONA, 1997**

	TOTAL	AGE GROUP:							
		<1	1-4	15-24	25-34	35-44	45-54	55-64	65+
TOTAL, ALL CAUSES*	68	3	3	7	4	14	12	3	22
Cardiovascular Disease	12	0	0	1	0	1	3	1	6
--Diseases of Heart	7	0	0	0	0	1	2	1	3
----Coronary Heart Disease	2	0	0	0	0	0	0	0	2
Malignant Neoplasms	5	0	0	0	0	1	1	1	2
-- Lung Cancer	0	0	0	0	0	0	0	0	0
-- Colorectal Cancer	0	0	0	0	0	0	0	0	0
--Female Breast Cancer	0	0	0	0	0	0	0	0	0
-- Cancer of Prostate	0	0	0	0	0	0	0	0	0
-- Cervical Cancer	0	0	0	0	0	0	0	0	0
Cerebrovascular Disease	5	0	0	1	0	0	1	0	3
Chronic Obstructive Pulmonary Disease	2	0	0	0	0	0	1	0	1
Unintentional injury	10	0	1	2	2	2	1	0	2
-- Motor Vehicle -Related	5	0	1	0	2	2	0	0	0
Pneumonia/Influenza	3	0	0	0	0	0	1	0	2
Infectious & Parasitic Diseases	4	0	0	1	0	1	1	0	1
-- HIV Infection	1	0	0	0	0	1	0	0	0
-- Septicemia	1	0	0	0	0	0	1	0	0
-- Other Infectious Disease	2	0	0	1	0	0	0	0	1
Diabetes	4	0	0	0	0	0	0	1	3
Suicide	4	0	0	2	1	0	1	0	0
Homicide/Legal intervention	3	0	0	1	0	2	0	0	0
Alcoholism	6	0	0	0	1	3	1	0	1

* May include deaths from causes not shown above.

**4.11.
LEADING CAUSES OF DEATH BY AGE GROUP AMONG RESIDENTS
OF GILA RIVER TRIBAL COMMUNITIES, ARIZONA, 1997**

	TOTAL	AGE GROUP:								
		<1	1-4	5-14	15-24	25-34	35-44	45-54	55-64	65+
TOTAL, ALL CAUSES*	109	6	1	2	8	12	12	17	14	37
Cardiovascular Disease	22	1	0	0	0	1	0	4	6	10
--Diseases of Heart	16	1	0	0	0	1	0	4	3	7
----Coronary Heart Disease	11	0	0	0	0	1	0	3	2	5
Malignant Neoplasms	8	0	0	0	1	0	0	2	2	3
-- Lung Cancer	1	0	0	0	0	0	0	0	0	1
-- Colorectal Cancer	0	0	0	0	0	0	0	0	0	0
-- Female Breast Cancer	0	0	0	0	0	0	0	0	0	0
-- Cancer of Prostate	0	0	0	0	0	0	0	0	0	0
-- Cervical Cancer	0	0	0	0	0	0	0	0	0	0
Cerebrovascular Disease	4	0	0	0	0	0	0	0	2	2
Chronic Obstructive Pulmonary Disease	2	1	0	0	0	0	0	0	0	1
Unintentional injury	21	1	0	2	1	7	5	4	0	1
-- Motor Vehicle -Related	17	0	0	2	1	7	3	3	0	1
Pneumonia/Influenza	3	1	0	0	0	0	0	0	0	2
Infectious & Parasitic Diseases	5	0	1	0	0	0	1	1	2	0
-- HIV Infection	1	0	0	0	0	0	0	0	1	0
-- Septicemia	1	0	0	0	0	0	0	1	0	0
-- Other Infectious Disease	3	0	1	0	0	0	1	0	1	0
Diabetes	15	0	0	0	0	0	2	2	3	8
Suicide	1	0	0	0	1	0	0	0	0	0
Homicide/Legal intervention	6	0	0	0	3	3	0	0	0	0
Alcoholism	4	0	0	0	0	1	0	2	0	1

* May include deaths from causes not shown above.

4.12.

**LEADING CAUSES OF DEATH BY AGE GROUP AMONG RESIDENTS
OF SALT RIVER TRIBAL COMMUNITIES**

	TOTAL	AGE GROUP:					
		15-24	25-34	35-44	45-54	55-64	65+
TOTAL, ALL CAUSES*	38	4	4	5	4	9	12
Cardiovascular Disease	6	1	0	0	0	1	4
--Diseases of Heart	4	1	0	0	0	0	3
----Coronary Heart Disease	3	0	0	0	0	0	3
Malignant Neoplasms	4	0	0	0	0	4	0
-- Lung Cancer	0	0	0	0	0	0	0
-- Colorectal Cancer	0	0	0	0	0	0	0
-- Female Breast Cancer	0	0	0	0	0	0	0
-- Cancer of Prostate	0	0	0	0	0	0	0
-- Cervical Cancer	0	0	0	0	0	0	0
Cerebrovascular Disease	2	0	0	0	0	1	1
Chronic Obstructive Pulmonary Disease	0	0	0	0	0	0	0
Unintentional injury	9	3	3	2	1	0	0
-- Motor Vehicle -Related	7	3	2	1	1	0	0
Pneumonia/Influenza	1	0	0	0	0	0	1
Infectious & Parasitic Diseases	2	0	1	0	0	0	1
-- HIV Infection	1	0	1	0	0	0	0
-- Septicemia	1	0	0	0	0	0	1
-- Other Infectious Disease	0	0	0	0	0	0	0
Diabetes	7	0	0	0	1	2	4
Suicide	1	0	0	0	1	0	0
Homicide/Legal Intervention	0	0	0	0	0	0	0
Alcoholism	1	0	0	0	0	1	0

* May include deaths from causes not shown above.

**4.13.
LEADING CAUSES OF DEATH BY AGE GROUP AMONG RESIDENTS
OF SAN CARLOS TRIBAL COMMUNITIES, ARIZONA, 1997**

	TOTAL	AGE GROUP:						
		<1	15-24	25-34	35-44	45-54	55-64	65+
TOTAL, ALL CAUSES*	61	3	4	4	7	13	14	16
Cardiovascular Disease	9	0	0	0	0	2	5	2
--Diseases of Heart	9	0	0	0	0	2	5	2
----Coronary Heart Disease	5	0	0	0	0	0	4	1
Malignant Neoplasms	7	0	1	0	1	0	2	3
-- Lung Cancer	1	0	0	0	0	0	0	1
-- Colorectal cancer	1	0	0	0	0	0	0	1
-- Female Breast Cancer	0	0	0	0	0	0	0	0
-- Cancer of Prostate	0	0	0	0	0	0	0	0
-- Cervical Cancer	0	0	0	0	0	0	0	0
Cerebrovascular Disease	0	0	0	0	0	0	0	0
Chronic Obstructive Pulmonary Disease	1	0	0	0	0	0	0	1
Unintentional injury	13	0	1	2	2	3	2	3
-- Motor Vehicle -Related	8	0	1	2	2	2	0	1
Pneumonia/Influenza	2	0	0	0	0	1	0	1
Infectious & Parasitic Diseases	2	0	0	0	0	1	1	0
-- HIV Infection	0	0	0	0	0	0	0	0
-- Septicemia	1	0	0	0	0	0	1	0
-- Other Infectious Disease	1	0	0	0	0	1	0	0
Diabetes	9	0	0	0	0	2	3	4
Suicide	0	0	0	0	0	0	0	0
Homicide/Legal intervention	3	0	1	1	0	1	0	0
Alcoholism	3	0	0	1	2	0	0	0

* May include deaths from causes not shown above.

4.14.
LEADING CAUSES OF DEATH BY AGE GROUP AMONG RESIDENTS
OF TOHONO' O' ODHAM TRIBAL COMMUNITIES, ARIZONA, 1997

	TOTAL	AGE GROUP:								
		<1	1-4	5-14	15-24	25-34	35-44	45-54	55-64	65+
TOTAL, ALL CAUSE*	99	1	1	2	7	8	9	13	17	41
Cardiovascular Disease	22	0	0	0	0	0	0	2	7	13
--Diseases of Heart	16	0	0	0	0	0	0	2	4	10
----Coronary Heart Disease	10	0	0	0	0	0	0	0	2	8
Malignant Neoplasms	16	0	1	0	1	0	1	2	0	11
-- Lung Cancer	0	0	0	0	0	0	0	0	0	0
-- Colorectal Cancer	0	0	0	0	0	0	0	0	0	0
-- Female Breast Cancer	1	0	0	0	0	0	0	0	0	1
-- Cancer of Prostate	2	0	0	0	0	0	0	0	0	2
-- Cervical Cancer	0	0	0	0	0	0	0	0	0	0
Cerebrovascular Disease	5	0	0	0	0	0	0	0	3	2
Chronic Obstructive Pulmonary Disease	1	0	0	0	1	0	0	0	0	0
Unintentional injury	16	0	0	2	2	3	4	1	0	4
-- Motor Vehicle -Related	11	0	0	1	2	3	4	0	0	1
Pneumonia/Influenza	5	0	0	0	0	0	0	3	2	0
Infectious & Parasitic Diseases	6	0	0	0	0	0	0	1	0	5
-- HIV Infection	0	0	0	0	0	0	0	0	0	0
-- Septicemia	3	0	0	0	0	0	0	0	0	3
-- Other Infectious Disease	3	0	0	0	0	0	0	1	0	2
Diabetes	7	0	0	0	0	0	0	1	4	2
Suicide	3	0	0	0	2	1	0	0	0	0
Homicide/Legal intervention	1	0	0	0	0	0	1	0	0	0
Alcoholism	4	0	0	0	0	1	0	1	1	1

* May include deaths from causes not shown above.

4.15.

LEADING CAUSES OF DEATH BY AGE GROUP AMONG AMERICAN INDIANS WHO RESIDED OFF RESERVATION IN MARICOPA COUNTY, ARIZONA, 1997

	TOTAL	AGE GROUP:						
		5-14	15-24	25-34	35-44	45-54	55-64	65+
TOTAL	187	4	10	22	32	27	31	55
Cardiovascular Disease	26	0	0	1	0	2	9	14
--Diseases of Heart	17	0	0	0	0	2	6	9
----Coronary Heart Disease	16	0	0	0	0	2	5	9
Malignant Neoplasms	20	0	0	0	2	3	5	10
-- Lung Cancer	3	0	0	0	1	0	1	1
-- Colorectal Cancer	2	0	0	0	0	0	0	2
-- Female Breast Cancer	0	0	0	0	0	0	0	0
-- Cancer of Prostate	1	0	0	0	0	0	0	1
-- Cervical Cancer	1	0	0	0	1	0	0	0
Cerebrovascular Disease	6	0	0	0	0	0	3	3
Chronic Obstructive Pulmonary Disease	7	0	0	0	0	0	2	5
Unintentional injury	42	2	4	11	12	9	1	3
-- Motor Vehicle -Related	21	1	3	6	6	3	1	1
Pneumonia/Influenza	5	0	1	1	0	0	0	2
Infectious & Parasitic Diseases	7	0	0	3	2	0	1	1
-- HIV Infection	2	0	0	0	2	0	0	0
-- Septicemia	3	0	0	2	0	0	0	1
-- Other Infectious Disease	2	0	0	1	0	0	1	0
Diabetes	15	0	0	0	1	3	6	5
Suicide	3	0	0	1	0	1	0	1
Homicide/Legal intervention	7	1	3	1	1	1	0	0
Alcoholism	13	0	0	2	6	2	2	1

4.16.
LEADING CAUSES OF DEATH BY AGE GROUP AMONG NATIVE AMERICANS
WHO RESIDED OFF RESERVATION IN PIMA COUNTY, ARIZONA, 1997

	TOTAL	AGE GROUP:							
		<1	5-14	15-24	25-34	35-44	45-54	55-64	65+
TOTAL, ALL CAUSES*	91	2	2	5	9	12	8	13	40
Cardiovascular Disease	27	0	0	0	2	1	1	5	18
--Diseases of Heart	20	0	0	0	1	0	1	5	13
----Coronary Heart Disease	17	0	0	0	1	0	1	3	12
Malignant Neoplasms	4	0	0	0	0	0	0	1	3
-- Lung Cancer	0	0	0	0	0	0	0	0	0
-- Colorectal cancer	1	0	0	0	0	0	0	0	1
-- Female Breast Cancer	0	0	0	0	0	0	0	0	0
-- Cancer of Prostate	0	0	0	0	0	0	0	0	0
-- Cervical Cancer	0	0	0	0	0	0	0	0	0
Cerebrovascular Disease	5	0	0	0	1	1	0	0	3
Chronic Obstructive Pulmonary Disease	2	0	0	0	0	0	1	0	1
Unintentional injury	15	0	0	3	4	5	1	0	2
-- Motor Vehicle -Related	5	0	0	2	1	1	0	0	1
Pneumonia/Influenza	3	0	0	0	0	0	1	0	2
Infectious & Parasitic Diseases	2	0	0	0	1	0	0	0	1
-- HIV Infection	1	0	0	0	1	0	0	0	0
-- Septicemia	1	0	0	0	0	0	0	0	1
-- Other Infectious Disease	0	0	0	0	0	0	0	0	0
Diabetes	9	0	0	0	0	1	0	2	6
Suicide	2	0	1	0	1	0	0	0	0
Homicide/Legal Intervention	0	0	0	0	0	0	0	0	0
Alcoholism	2	0	0	0	0	1	1	0	0

* MAY include deaths from causes not shown above.

4.17.

**LEADING CAUSES OF DEATH BY AGE GROUP AMONG AMERICAN INDIANS WHO
RESIDED OFF RESERVATION ELSEWHERE IN ARIZONA IN 1997**

	TOTAL	AGE GROUP:								
		<1	1-4	5-14	15-24	25-34	35-44	45-54	55-64	65+
TOTAL, ALL CAUSES*	248	10	1	8	19	36	39	31	17	87
Cardiovascular Disease	42	1	0	0	0	2	3	1	6	29
--Diseases of Heart	37	1	0	0	0	1	3	1	5	26
----Coronary Heart Disease	27	0	0	0	0	1	2	1	4	19
Malignant Neoplasms	32	0	0	3	0	2	3	4	2	18
-- Lung Cancer	8	0	0	0	0	0	0	0	0	8
-- Colorectal cancer	3	0	0	0	0	0	0	3	0	0
-- Female Breast Cancer	0	0	0	0	0	0	0	0	0	0
-- Cancer of Prostate	0	0	0	0	0	0	0	0	0	0
-- Cervical Cancer	0	0	0	0	0	0	0	0	0	0
Cerebrovascular Disease	4	0	0	0	0	0	0	0	1	3
Chronic Obstructive Pulmonary Disease	1	0	0	0	0	0	0	0	1	0
Unintentional injury	48	1	1	3	9	15	8	5	1	5
-- Motor Vehicle -Related	22	0	1	1	7	7	1	2	1	2
Pneumonia/Influenza	15	0	0	0	0	1	2	1	0	11
Infectious & Parasitic Diseases	6	1	0	0	0	1	1	2	0	1
-- HIV Infection	1	0	0	0	0	1	0	0	0	0
-- Septicemia	5	1	0	0	0	0	1	2	0	1
-- Other Infectious Disease	0	0	0	0	0	0	0	0	0	0
Diabetes	12	0	0	0	0	0	3	4	0	5
Suicide	18	0	0	0	5	5	5	2	0	1
Homicide/Legal intervention	8	0	0	0	2	2	3	1	0	0
Alcoholism	19	0	0	0	0	5	6	4	3	1

* May include deaths from causes not shown above.

4.2.
AGE-SPECIFIC MORTALITY AMONG MALES

AMERICAN INDIAN RESIDENTS OF ARIZONA IN 1997		TOTAL	AGE GROUP:								
			<1	1-4	5-14	15-24	25-34	35-44	45-54	55-64	65+
TOTAL		870	26	3	14	90	127	136	106	100	268
Resided on reservation:	AK CHIN	4	0	0	0	1	0	2	0	0	1
	COLORADO RIVER	9	1	0	0	0	1	2	0	1	4
	FORT APACHE	35	1	0	0	6	4	7	5	0	12
	FORT McDOWELL	3	0	0	0	1	0	2	0	0	0
	GILA BEND	2	0	0	0	0	0	0	0	1	1
	GILA RIVER	55	3	0	1	5	7	8	9	7	15
	HOPI	25	0	0	0	3	1	2	1	8	10
	HUALAPAI	11	1	0	0	1	1	2	3	0	3
	NAVAJO	292	7	3	3	34	47	37	30	27	104
	SALT RIVER	19	0	0	0	2	4	5	1	5	2
	SAN CARLOS	35	2	0	0	3	1	4	9	9	7
	SAN XAVIER	4	0	0	0	0	1	2	0	0	1
	TOHONO O'ODHAM	56	1	0	2	7	5	8	6	7	20
	TOTAL	550	16	3	6	63	72	81	64	65	180
Resided off reservation	---in Maricopa County	112	2	0	2	8	16	21	16	18	29
	---in Pima County	52	1	0	2	4	8	8	4	9	16
	---elsewhere in Arizona	156	7	0	4	15	31	26	22	8	43
	TOTAL	320	10	0	8	27	55	55	42	35	88

**4.3.
AGE-SPECIFIC MORTALITY AMONG FEMALES**

AMERICAN INDIAN RESIDENTS OF ARIZONA IN 1997		TOTAL	AGE GROUP:								
			<1	1-4	5-14	15-24	25-34	35-44	45-54	55-64	65+
TOTAL		603	18	9	8	21	32	64	77	79	295
Resided on reservation:	AK CHIN	2	0	0	0	0	0	1	0	0	1
	COLORADO RIVER	7	0	0	0	1	1	0	3	0	2
	FORT APACHE	33	2	3	0	1	0	7	7	3	10
	FORT McDOWELL	1	0	0	0	0	0	0	0	0	1
	GILA BEND	1	0	0	0	0	0	0	0	0	1
	GILA RIVER	54	3	1	1	3	5	4	8	7	22
	HOPI	19	0	0	0	1	0	1	2	2	13
	HUALAPAI	3	0	0	0	1	0	1	0	0	1
	KAIBAB	1	0	0	0	0	0	0	0	0	1
	NAVAJO	181	4	3	1	4	8	16	18	20	107
	SALT RIVER	19	0	0	0	2	0	0	3	4	10
	SAN CARLOS	26	1	0	0	1	3	3	4	5	9
	SAN XAVIER	7	0	0	0	0	0	2	1	2	2
	TOHONO O'ODHAM	43	0	1	0	0	3	1	7	10	21
	TOTAL	397	10	8	2	14	20	36	53	53	201
Resided off reservation	---in Maricopa County	75	4	0	2	2	6	11	11	13	26
	---in Pima County	39	1	0	0	1	1	4	4	4	24
	---elsewhere in Arizona	92	3	1	4	4	5	13	9	9	44
	TOTAL	206	8	1	6	7	12	28	24	26	94

4.4
**DEATHS FROM CAUSES SELECTED* AS INDICATORS FOR MONITORING PROGRESS TOWARD THE
 YEAR 2000 OBJECTIVES**

AMERICAN INDIAN RESIDENTS OF ARIZONA IN 1997		TOTAL	Cardio-vascular Disease	Motor Vehicle Injury	Lung Cancer	Female Breast Cancer	Homicide	Suicide	Work-Related Injury**	All Other Causes
TOTAL		1473	283	188	15	6	47	48	3	883
Resided on reservation:	AK CHIN	6	1	3	0	0	0	0	0	2
	COLORADO RIVER	16	4	2	0	1	0	0	0	9
	FORT APACHE	68	12	5	0	0	3	4	0	44
	FORT McDOWELL	4	1	1	0	0	0	0	0	2
	GILA BEND	3	1	0	0	0	0	0	0	2
	GILA RIVER	109	22	17	1	0	6	1	0	62
	HOPI	44	11	6	0	0	0	0	0	27
	HUALAPAI	14	4	1	0	1	0	2	0	6
	KAIBAB	1	0	0	0	0	0	0	0	1
	NAVAJO	473	94	78	2	3	19	13	2	262
	SALT RIVER	38	6	7	0	0	0	1	0	24
	SAN CARLOS	61	9	8	1	0	3	0	0	40
	SAN XAVIER	11	1	1	0	0	0	1	0	8
	TOHONO O'ODHAM	99	22	11	0	1	1	3	0	61
	TOTAL	947	188	140	4	6	32	25	2	550
Resided off reservation	---in Maricopa County	187	26	21	3	0	7	3	0	127
	---in Pima County	91	27	5	0	0	0	2	0	57
	---elsewhere in Arizona	248	42	22	8	0	8	18	1	149
	TOTAL	526	95	48	11	0	15	23	1	333

* Centers for Disease Control, Consensus set of health status indicators for the general assessment of community health, United States. MMWR 40 (27): 449-51, 1991.

** Non-motor vehicle.

4.5

LEADING CAUSES OF DEATH AMONG AMERICAN INDIAN RESIDENTS OF ARIZONA IN 1997

	TOTAL	Resided on reservation:														Resided off reservation		
		AK CHIN	COLORADO RIVER	FORT APACHE	FORT Mc DOWELL	GILA BEND	GILA RIVER	HOP I	HUALAPAI	KAIBAB	NAVAJO	SALT RIVER	SAN CARLOS	SAN XAVIER	TOHONO O'ODHAM	--In Maricopa County	--in Pima County	--elsewhere in Arizona
TOTAL, ALL CAUSES*	1473	6	16	68	4	3	109	44	14	1	473	38	61	11	99	187	91	248
Cardiovascular Disease	283	1	4	12	1	1	22	11	4	0	94	6	9	1	22	26	27	42
--Diseases of Heart	221	0	4	7	1	1	16	8	3	0	77	4	9	1	16	17	20	37
---Coronary Heart Disease	153	0	2	2	0	0	11	5	3	0	52	3	5	0	10	16	17	27
Malignant Neoplasms	158	0	4	5	0	1	8	3	1	0	53	4	7	0	16	20	4	32
-- Lung Cancer	15	0	0	0	0	0	1	0	0	0	2	0	1	0	0	3	0	8
-- Colorectal cancer	10	0	0	0	0	0	0	0	0	0	3	0	1	0	0	2	1	3
-- Female Breast Cancer	6	0	1	0	0	0	0	0	1	0	3	0	0	0	1	0	0	0
-- Cancer of Prostate	4	0	0	0	0	0	0	0	0	0	1	0	0	0	2	1	0	0
-- Cervical Cancer	4	0	0	0	0	0	0	0	0	0	3	0	0	0	0	1	0	0
Cerebrovascular Disease	43	0	0	5	0	0	4	3	0	0	9	2	0	0	5	6	5	4
Chronic Obstructive Pulmonary Disease	20	0	0	2	0	0	2	1	0	0	2	0	1	1	1	7	2	1
Unintentional injury	315	3	3	10	2	0	21	9	3	1	119	9	13	1	16	42	15	48
-- Motor Vehicle -Related	188	3	2	5	1	0	17	6	1	0	78	7	8	1	11	21	5	22
Pneumonia/Influenza	67	0	0	3	0	0	3	2	1	0	27	1	2	0	5	5	3	15
Infectious & Parasitic Diseases	60	0	0	4	1	0	5	2	1	0	21	2	2	1	6	7	2	6
-- HIV Infection	9	0	0	1	1	0	1	0	0	0	1	1	0	0	0	2	1	1
-- Septicemia	27	0	0	1	0	0	1	2	0	0	9	1	1	0	3	3	1	5
-- Other Infectious Disease	24	0	0	2	0	0	3	0	1	0	11	0	1	1	3	2	0	0
Diabetes	106	1	2	4	0	0	15	4	0	0	19	7	9	2	7	15	9	12
Suicide	48	0	0	4	0	0	1	0	2	0	13	1	0	1	3	3	2	18
Homicide/Legal intervention	47	0	0	3	0	0	6	0	0	0	19	0	3	0	1	7	0	8
Alcoholism	66	1	1	6	0	0	4	0	2	0	9	1	3	1	4	13	2	19

* May include deaths from causes not shown above.

4.6.

LEADING CAUSES OF DEATH AMONG AMERICAN INDIAN MALES, ARIZONA, 1997

	TOTAL	Resided on reservation:													Resided off reservation		
		AK CHIN	COLORADO RIVER	FORT APACHE	FORT McDOWELL	GILA BEND	GILA RIVER	HOPÍ	HUALAPAI	NAVAJO	SALT RIVER	SAN CARLOS	SAN XAVIER	TOHONO O'ODHAM	--in Maricopa County	--in Pima County	--elsewhere in Arizona
TOTAL, ALL CAUSES*	870	4	9	35	3	2	55	25	11	292	19	35	4	56	112	52	156
Cardiovascular Disease	148	0	3	5	0	1	7	6	4	54	0	7	0	10	18	12	21
--Diseases of Heart	120	0	3	3	0	1	5	6	3	44	0	7	0	7	13	9	19
----Coronary Heart Disease	82	0	2	1	0	0	4	3	3	30	0	4	0	3	13	7	12
Malignant Neoplasms	86	0	1	2	0	1	6	1	0	28	3	2	0	10	12	2	18
-- Lung Cancer	10	0	0	0	0	0	1	0	0	1	0	0	0	0	3	0	5
-- Colorectal cancer	6	0	0	0	0	0	0	0	0	2	0	0	0	0	1	1	2
-- Cancer of Prostate	4	0	0	0	0	0	0	0	0	1	0	0	0	2	1	0	0
Cerebrovascular Disease	17	0	0	2	0	0	1	0	0	6	0	0	0	2	3	2	1
Chronic Obstructive Pulmonary Disease	14	0	0	1	0	0	2	0	0	1	0	1	1	1	5	1	1
Unintentional injury	233	2	1	9	2	0	13	8	3	91	7	8	1	11	30	12	35
-- Motor Vehicle -Related	131	2	0	4	1	0	11	5	1	57	5	4	1	8	15	5	12
Pneumonia/Influenza	34	0	0	0	0	0	2	1	1	11	1	1	0	1	3	2	11
Infectious & Parasitic Diseases	33	0	0	1	1	0	2	1	1	11	1	1	0	2	7	1	4
-- HIV Infection	8	0	0	1	1	0	0	0	0	1	1	0	0	0	2	1	1
-- Septicemia	13	0	0	0	0	0	1	1	0	3	0	0	0	2	3	0	3
-- Other Infectious Disease	12	0	0	0	0	0	1	0	1	7	0	1	0	0	2	0	0
Diabetes	42	1	1	2	0	0	8	1	0	6	2	4	0	4	5	3	5
Suicide	40	0	0	4	0	0	1	0	0	12	1	0	1	3	1	2	15
Homicide/Legal intervention	32	0	0	1	0	0	2	0	0	15	0	2	0	1	5	0	6
Alcoholism	37	1	1	2	0	0	2	0	2	7	0	1	0	4	6	0	11

* May include deaths from causes not shown above.

4.7.
LEADING CAUSES OF DEATH AMONG FEMALES, ARIZONA, 1997

	TOTAL	Resided on reservation:														Resided off reservation		
		AK CHIN	COLORADO RIVER	FORT APACHE	FORT McDOWELL	GILA BEND	GILA RIVER	HOPI	HUALAPAI	KAIBAB	NAVAJO	SALT RIVER	SAN CARLOS	SAN XAVIER	TOHONO O'ODHAM	---in Maricopa County	---in Pima County	---elsewhere in Arizona
TOTAL, ALL CAUSES*	603	2	7	33	1	1	54	19	3	1	181	19	26	7	43	75	39	92
Cardiovascular Disease	135	1	1	7	1	0	15	5	0	0	40	6	2	1	12	8	15	21
--Diseases of Heart	101	0	1	4	1	0	11	2	0	0	33	4	2	1	9	4	11	18
---Coronary Heart Disease	71	0	0	1	0	0	7	2	0	0	22	3	1	0	7	3	10	15
Malignant Neoplasms	72	0	3	3	0	0	2	2	1	0	25	1	5	0	6	8	2	14
-- Lung Cancer	5	0	0	0	0	0	0	0	0	0	1	0	1	0	0	0	0	3
-- Colorectal cancer	4	0	0	0	0	0	0	0	0	0	1	0	1	0	0	1	0	1
-- Female Breast Cancer	6	0	1	0	0	0	0	0	1	0	3	0	0	0	1	0	0	0
-- Cervical Cancer	4	0	0	0	0	0	0	0	0	0	3	0	0	0	0	1	0	0
Cerebrovascular Disease	26	0	0	3	0	0	3	3	0	0	3	2	0	0	3	3	3	3
Chronic Obstructive Pulmonary Disease	6	0	0	1	0	0	0	1	0	0	1	0	0	0	0	2	1	0
Unintentional injury	82	1	2	1	0	0	8	1	0	1	28	2	5	0	5	12	3	13
-- Motor Vehicle -Related	57	1	2	1	0	0	6	1	0	0	21	2	4	0	3	6	0	10
Pneumonia/Influenza	33	0	0	3	0	0	1	1	0	0	16	0	1	0	4	2	1	4
Infectious & Parasitic Diseases	27	0	0	3	0	0	3	1	0	0	10	1	1	1	4	0	1	2
-- HIV Infection	1	0	0	0	0	0	1	0	0	0	0	0	0	0	0	0	0	0
-- Septicemia	14	0	0	1	0	0	0	1	0	0	6	1	1	0	1	0	1	2
-- Other Infectious Disease	12	0	0	2	0	0	2	0	0	0	4	0	0	1	3	0	0	0
Diabetes	64	0	1	2	0	0	7	3	0	0	13	5	5	2	3	10	6	7
Suicide	8	0	0	0	0	0	0	0	2	0	1	0	0	0	0	2	0	3
Homicide/Legal intervention	15	0	0	2	0	0	4	0	0	0	4	0	1	0	0	2	0	2
Alcoholism	29	0	0	4	0	0	2	0	0	0	2	1	2	1	0	7	2	8

* May include deaths from causes not shown above.

4.8.
LEADING CAUSES OF DEATH BY AGE GROUP AMONG RESIDENTS
OF NAVAJO TRIBAL COMMUNITIES, ARIZONA, 1997

	TOTAL	AGE GROUP:								
		<1	1-4	5-14	15-24	25-34	35-44	45-54	55-64	65+
TOTAL, ALL CAUSES*	473	11	6	4	38	55	53	48	47	211
Cardiovascular Disease	94	0	0	0	0	4	4	8	14	64
--Diseases of Heart	77	0	0	0	0	4	4	5	11	53
----Coronary Heart Disease	52	0	0	0	0	2	1	4	7	38
Malignant Neoplasms	53	0	1	0	0	5	5	5	12	25
-- Lung Cancer	2	0	0	0	0	0	0	0	1	1
-- Colorectal cancer	3	0	0	0	0	0	2	0	1	0
-- Female Breast Cancer	3	0	0	0	0	0	0	1	2	0
-- Cancer of Prostate	1	0	0	0	0	0	0	0	0	1
-- Cervical Cancer	3	0	0	0	0	1	0	0	2	0
Cerebrovascular Disease	9	0	0	0	0	0	0	0	1	8
Chronic Obstructive Pulmonary Disease	2	0	0	0	0	0	0	0	0	2
Unintentional injury	119	0	5	2	20	32	24	14	7	15
-- Motor Vehicle -Related	78	0	5	2	17	22	13	10	3	6
Pneumonia/Influenza	27	0	0	0	0	0	2	2	1	22
Infectious & Parasitic Diseases	21	2	0	0	1	1	0	1	1	15
-- HIV Infection	1	0	0	0	0	1	0	0	0	0
-- Septicemia	9	0	0	0	0	0	0	0	0	9
-- Other Infectious Disease	11	2	0	0	1	0	0	1	1	6
Diabetes	19	0	0	0	0	0	0	1	3	15
Suicide	13	0	0	0	7	2	3	1	0	0
Homicide/Legal intervention	19	2	0	0	5	6	2	3	1	0
Alcoholism	9	0	0	0	1	1	3	2	2	0

* May include deaths from causes not shown above.

4.9.
LEADING CAUSES OF DEATH BY AGE GROUP AMONG RESIDENTS
OF HOPI TRIBAL COMMUNITIES, ARIZONA, 1997

	TOTAL	AGE GROUP:					
		15-24	25-34	35-44	45-54	55-64	65+
TOTAL, ALL CAUSES*	44	4	1	3	3	10	23
Cardiovascular Disease	11	0	0	0	2	4	5
--Diseases of Heart	8	0	0	0	2	2	4
---Coronary Heart Disease	5	0	0	0	2	1	2
Malignant Neoplasms	3	0	0	0	0	1	2
-- Lung Cancer	0	0	0	0	0	0	0
-- Colorectal Cancer	0	0	0	0	0	0	0
-- Female Breast Cancer	0	0	0	0	0	0	0
-- Cancer of Prostate	0	0	0	0	0	0	0
-- Cervical Cancer	0	0	0	0	0	0	0
Cerebrovascular Disease	3	0	0	0	0	2	1
Chronic Obstructive Pulmonary Disease	1	0	0	0	0	0	1
Unintentional injury	9	2	1	3	0	2	1
-- Motor Vehicle -Related	6	2	1	3	0	0	0
Pneumonia/Influenza	2	0	0	0	0	0	2
Infectious & Parasitic Diseases	2	0	0	0	0	0	2
-- HIV Infection	0	0	0	0	0	0	0
-- Septicemia	2	0	0	0	0	0	2
-- Other Infectious Disease	0	0	0	0	0	0	0
Diabetes	4	0	0	0	0	1	3
Suicide	0	0	0	0	0	0	0
Homicide/Legal intervention	0	0	0	0	0	0	0
Alcoholism	0	0	0	0	0	0	0

* May include deaths from causes not shown above.

V. Trends in Births and Deaths Among American Indians by Place of Residence in Arizona and Year, 1992-1997

[5.1.](#) Number of Births by Place of Residence and Year

[5.2.](#) Number of Births to Mothers 19 Years or Younger by Place of Residence and Year

[5.3.](#) Number of Low-Birthweight Births by Place of Residence and Year

[5.4.](#) First Trimester Prenatal Care by Place of Residence and Year

[5.5.](#) Number of Births to Mothers who had Diabetes by Place of Residence and Year

[5.6.](#) Number of deaths by Place of Residence and Year

[5.7.](#) Number of Suicide Deaths by Place of Residence and Year

[5.8.](#) Number of Homicide Deaths by Place of Residence and Year

[5.9.](#) Number of Unintentional Injury Deaths by Place of Residence and Year

[5.10.](#) Number of Deaths from Diabetes by Place of Residence and Year

5.1.
NUMBER OF BIRTHS AMONG AMERICAN INDIAN RESIDENTS OF ARIZONA BY
PLACE OF RESIDENCE AND YEAR, 1992-1997

			YEAR					
			1992	1993	1994	1995	1996	1997
TOTAL			5872	5781	5513	5086	5328	5271
Resided on reservation	CAMP VERDE		0	1	0	0	0	0
	COLORADO RIVER		40	43	48	34	17	26
	FORT APACHE		292	299	299	235	233	197
	FORT McDOWELL		2	11	9	18	33	0
	GILA BEND		0	1	0	0	0	0
	GILA RIVER		152	176	177	150	146	147
	HAVASUPAI		17	19	9	5	4	10
	HOPI		129	126	103	107	99	120
	HUALAPAI		27	25	32	26	25	33
	KAIBAB		0	2	3	5	1	0
	NAVAJO		2438	2384	2098	1936	1943	1818
	PASCUA YAQUI		0	0	0	1	0	0
	SALT RIVER		106	79	77	32	26	0
	SAN CARLOS		250	206	205	185	177	201
	SAN XAVIER		10	11	22	17	10	0
TOHONO O'ODHAM		192	173	180	148	143	139	
	TOTAL		3655	3556	3262	2899	2857	2691
Resided off reservation	---in Maricopa County		1037	1098	1121	1119	1324	1307
	---in Pima County		307	264	296	290	306	350
	---elsewhere in Arizona		873	863	834	778	841	923
	TOTAL		2217	2225	2251	2187	2471	2580

5.10

**NUMBER OF DEATHS FROM DIABETES AMONG AMERICAN INDIAN
RESIDENTS OF ARIZONA BY PLACE OF RESIDENCE AND YEAR,
1992-1997**

		YEAR					
		1992	1993	1994	1995	1996	1997
TOTAL		78	64	89	77	92	106
Resided on reservation:	AK CHIN	0	0	0	0	0	1
	COLORADO RIVER	2	3	1	0	2	2
	FORT APACHE	2	2	0	4	4	4
	FORT McDOWELL	0	0	1	0	1	0
	GILA BEND	0	1	0	0	0	0
	GILA RIVER	12	16	16	15	12	15
	HAVASUPAI	1	1	1	0	1	0
	HOPI	2	2	6	2	0	4
	HUALAPAI	1	0	3	0	1	0
	KAIBAB	0	0	0	1	2	0
	NAVAJO	17	8	18	20	23	19
	SALT RIVER	5	5	3	1	4	7
	SAN CARLOS	4	4	4	9	3	9
	SAN XAVIER	0	0	1	2	3	2
	TOHONO O'ODHAM	10	3	10	5	8	7
TOTAL	56	45	64	59	64	70	
Resided off reservation	---in Maricopa County	6	11	10	6	10	15
	---in Pima County	3	3	3	4	7	9
	---elsewhere in Arizona	13	5	12	8	11	12
	TOTAL	22	19	25	18	28	36

5.2.

**NUMBER OF BIRTHS TO MOTHERS 19 YEARS OR YOUNGER AMONG AMERICAN
INDIAN RESIDENTS OF ARIZONA BY PLACE OF RESIDENCE AND YEAR,
1992-1997**

			YEAR					
			1992	1993	1994	1995	1996	1997
TOTAL			1080	1060	1095	991	996	838
Resided on reservation		CAMP VERDE	0	1	0	0	0	0
		COLORADO RIVER	10	8	12	12	3	8
		FORT APACHE	53	57	60	45	39	33
		FORT McDOWELL	1	2	1	5	13	0
		GILA RIVER	33	37	43	35	24	25
		HAVASUPAI	1	3	0	1	0	1
		HOPI	22	26	25	26	20	18
		HUALAPAI	5	5	9	8	3	7
		NAVAJO	390	390	357	348	313	246
		SALT RIVER	18	21	19	12	13	0
		SAN CARLOS	49	45	49	32	46	42
		SAN XAVIER	6	3	15	5	1	0
		TOHONO O'ODHAM	45	44	43	34	32	23
		TOTAL	633	642	633	563	507	403
Resided off reservation		---in Maricopa County	220	197	232	231	248	233
		---in Pima County	77	46	72	68	75	67
		---elsewhere in Arizona	150	175	158	129	166	135
		TOTAL	447	418	462	428	489	435

5.3.

**NUMBER OF LOW-BIRTHWEIGHT BIRTHS AMONG AMERICAN INDIAN MOTHERS
BY PLACE OF RESIDENCE IN ARIZONA AND YEAR, 1992-1997**

			YEAR					
			1992	1993	1994	1995	1996	1997
TOTAL			357	373	322	317	354	347
Resided on reservation	CAMP VERDE		0	1	0	0	0	0
	COLORADO RIVER		0	2	2	2	1	3
	FORT APACHE		22	25	29	21	23	16
	FORT McDOWELL		0	0	0	2	0	0
	GILA RIVER		5	12	8	5	8	11
	HAVASUPAI		1	1	2	0	1	0
	HOPI		6	8	7	7	8	14
	HUALAPAI		1	2	1	0	3	3
	NAVAJO		146	156	125	110	108	116
	SALT RIVER		4	4	3	3	1	0
	SAN CARLOS		20	14	13	16	14	13
	SAN XAVIER		1	0	0	1	0	0
	TOHONO O'ODHAM		15	10	9	11	11	11
TOTAL			221	235	199	178	178	187
Resided off reservation	---in Maricopa County		59	64	66	67	93	80
	---in Pima County		24	15	13	24	30	18
	---elsewhere in Arizona		53	59	44	48	53	62
	TOTAL			136	138	123	139	176

5.4.

**FIRST TRIMESTER PRENATAL CARE AMONG AMERICAN INDIAN MOTHERS BY
PLACE OF RESIDENCE IN ARIZONA AND YEAR, 1992-1997**

			YEAR					
			1992	1993	1994	1995	1996	1997
TOTAL			3044	3095	3026	2900	3126	3163
Resided on reservation	COLORADO RIVER		24	23	29	18	6	14
	FORT APACHE		168	185	179	138	130	108
	FORT McDOWELL		1	6	8	9	20	0
	GILA BEND		0	1	0	0	0	0
	GILA RIVER		83	128	119	102	99	94
	HAVASUPAI		3	6	3	2	2	3
	HOPI		68	64	59	77	52	65
	HUALAPAI		14	11	16	14	15	23
	KAIBAB		0	1	3	5	0	0
	NAVAJO		1246	1194	1103	1078	1137	1058
	PASCUA YAQUI		0	0	0	1	0	0
	SALT RIVER		54	43	38	14	17	0
	SAN CARLOS		145	120	109	89	100	102
	SAN XAVIER		3	8	16	10	7	0
TOHONO O'ODHAM		113	102	121	90	86	90	
	TOTAL		1922	1892	1803	1647	1671	1557
Resided off reservation		---in Maricopa County	553	613	599	634	767	823
		---in Pima County	166	171	187	196	202	227
		---elsewhere in Arizona	403	419	437	423	486	556
		TOTAL		1122	1203	1223	1253	1455

5.5.

**NUMBER OF BIRTHS TO AMERICAN INDIAN MOTHERS WHO HAD DIABETES BY
PLACE OF RESIDENCE IN ARIZONA AND YEAR, 1992-1997**

			YEAR					
			1992	1993	1994	1995	1996	1997
TOTAL			280	318	348	332	374	397
Resided on reservation		COLORADO RIVER	2	0	0	0	3	1
		FORT APACHE	10	16	12	19	20	17
		FORT McDOWELL	0	1	1	1	3	0
		GILA RIVER	10	18	26	34	21	28
		HAVASUPAI	1	1	2	0	2	1
		HOPI	10	7	10	10	10	15
		HUALAPAI	2	2	2	2	1	5
		NAVAJO	99	113	107	80	110	120
		SALT RIVER	9	2	8	1	0	0
		SAN CARLOS	7	8	17	21	12	16
		SAN XAVIER	1	2	3	2	0	0
		TOHONO O'ODHAM	16	16	21	20	12	11
	TOTAL	167	186	209	190	194	214	
Resided off reservation		---in Maricopa County	52	72	67	78	107	106
		---in Pima County	22	27	28	17	20	23
		---elsewhere in Arizona	39	33	44	47	53	54
		TOTAL	113	132	139	142	180	183

5.6.
NUMBER OF DEATHS AMONG AMERICAN INDIAN RESIDENTS OF
ARIZONA BY PLACE OF RESIDENCE AND YEAR, 1992-1997

		YEAR					
		1992	1993	1994	1995	1996	1997
TOTAL		1302	1392	1380	1406	1536	1473
Resided on reservation:	AK CHIN	1	0	3	1	6	6
	CAMP VERDE	0	0	0	0	1	0
	COLORADO RIVER	19	21	15	19	19	16
	FORT APACHE	70	92	76	71	66	68
	FORT McDOWELL	2	0	1	3	4	4
	GILA BEND	1	1	1	1	0	3
	GILA RIVER	76	90	101	98	104	109
	HAVASUPAI	4	3	4	2	4	0
	HOPI	43	59	43	45	42	44
	HUALAPAI	12	6	11	14	14	14
	KAIBAB	1	2	0	1	4	1
	NAVAJO	482	498	482	474	582	473
	SALT RIVER	30	40	28	23	26	38
	SAN CARLOS	50	51	31	43	52	61
	SAN XAVIER	9	6	7	13	11	11
TOHONO O'ODHAM	97	76	90	92	101	99	
TOTAL	897	945	893	900	1036	947	
Resided off reservation	---in Maricopa County	160	175	190	213	162	187
	---in Pima County	64	54	93	85	84	91
	---elsewhere in Arizona	181	218	204	208	254	248
	TOTAL	405	447	487	506	500	526

5.7.

**NUMBER OF SUICIDE DEATHS AMONG AMERICAN INDIAN RESIDENTS OF
ARIZONA BY PLACE OF RESIDENCE AND YEAR, 1992-1997**

		YEAR					
		1992	1993	1994	1995	1996	1997
TOTAL		39	48	51	41	42	48
Resided on reservation:	COLORADO RIVER	1	0	1	0	1	0
	FORT APACHE	2	8	6	2	1	4
	GILA RIVER	4	2	4	1	1	1
	HAVASUPAI	0	0	1	1	0	0
	HOPI	2	2	2	3	2	0
	HUALAPAI	1	0	2	1	0	2
	NAVAJO	10	14	7	19	13	13
	SALT RIVER	1	0	2	1	1	1
	SAN CARLOS	0	0	2	1	1	0
	SAN XAVIER	0	0	1	1	0	1
	TOHONO O'ODHAM	3	2	1	2	3	3
	TOTAL	24	28	29	32	23	25
Resided off reservation	---in Maricopa County	6	3	6	6	6	3
	---in Pima County	2	2	3	1	5	2
	---elsewhere in Arizona	7	15	13	2	8	18
	TOTAL	15	20	22	9	19	23

5.8

**NUMBER OF HOMICIDE DEATHS AMONG AMERICAN INDIAN RESIDENTS
OF ARIZONA BY PLACE OF RESIDENCE AND YEAR, 1992-1997**

		YEAR					
		1992	1993	1994	1995	1996	1997
TOTAL		39	45	53	52	68	47
Resided on reservation:	COLORADO RIVER	2	0	0	1	0	0
	FORT APACHE	1	4	2	3	2	3
	GILA RIVER	2	4	2	7	2	6
	HAVASUPAI	1	0	0	0	0	0
	HOPI	0	1	0	1	1	0
	KAIBAB	0	0	0	0	1	0
	NAVAJO	10	17	15	14	27	19
	SALT RIVER	1	0	0	2	3	0
	SAN CARLOS	1	1	0	0	3	3
	SAN XAVIER	0	0	0	1	0	0
	TOHONO O'ODHAM	3	5	2	4	3	1
	TOTAL	21	32	21	33	42	32
Resided off reservation	---in Maricopa County	11	6	20	9	9	7
	---in Pima County	3	2	5	3	2	0
	---elsewhere in Arizona	4	5	7	7	15	8
	TOTAL	18	13	32	19	26	15

5.9

**NUMBER OF UNINTENTIONAL INJURY DEATHS AMONG AMERICAN
INDIAN RESIDENTS OF ARIZONA BY PLACE OF RESIDENCE AND YEAR,
1992-1997**

		YEAR					
		1992	1993	1994	1995	1996	1997
TOTAL		255	269	273	251	335	315
Resided on reservation:	AK CHIN	0	0	3	0	0	3
	CAMP VERDE	0	0	0	0	1	0
	COLORADO RIVER	4	5	2	2	3	3
	FORT APACHE	16	11	11	9	10	10
	FORT McDOWELL	0	0	0	2	2	2
	GILA RIVER	13	14	21	17	25	21
	HAVASUPAI	0	0	2	1	0	0
	HOPI	7	10	9	13	10	9
	HUALAPAI	1	2	2	2	3	3
	KAIBAB	1	0	0	0	0	1
	NAVAJO	117	106	117	94	157	119
	SALT RIVER	6	7	3	2	5	9
	SAN CARLOS	8	19	6	8	8	13
	SAN XAVIER	2	1	0	1	1	1
	TOHONO O'ODHAM	7	18	18	14	18	16
TOTAL	182	193	194	165	243	210	
Resided off reservation	---in Maricopa County	24	23	22	38	21	42
	---in Pima County	9	6	15	9	8	15
	---elsewhere in Arizona	40	47	42	39	63	48
	TOTAL	73	76	79	86	92	105