



**STATE OF ARIZONA**

**JANET NAPOLITANO, GOVERNOR**

**ARIZONA DEPARTMENT OF ADMINISTRATION**

**WILLIAM BELL, DIRECTOR**

**ADOA BUILDING SYSTEM INVENTORY**

**FY 2008**

**COMPILED BY:**

**GENERAL SERVICES DIVISION**

**BUILDING AND PLANNING SERVICES**

**FY 2008 ADOA BUILDING SYSTEM INVENTORY  
TABLE OF CONTENTS**

INTRODUCTION.....i

MARSHALL CONSTRUCTION CLASS INDICATORS ..... TABLE 1

INVENTORY SUMMARY..... TABLE 2

BUILDING INVENTORY DISTRICT MAP..... EXHIBIT A

**ADOA BUILDING SYSTEM INVENTORY BY AGENCY**

**ADMINISTRATION, ARIZONA DEPARTMENT OF**

ADOA MANAGED BUILDINGS CAPITOL MALL ..... 3

JUDICIARY ..... 5

KINGMAN STATE OFFICE BUILDING ..... 7

LEGISLATURE ..... 5

MOBILE – COMPLEX..... 6

PHOENIX METRO SATELLITE PROPERTIES ..... 6

TUCSON STATE OFFICE COMPLEX ..... 6

**AGRICULTURE, ARIZONA DEPARTMENT OF ..... 1**

**AHCCCS ..... 97**

**CORRECTIONS, STATE DEPARTMENT OF**

ARIZONA STATE PRISON COMPLEX-DOUGLAS ..... 52

ARIZONA STATE PRISON COMPLEX-DOUGLAS (PAPAGO) ..... 57

ARIZONA STATE PRISON COMPLEX-EYMAN ..... 39

ARIZONA STATE PRISON COMPLEX-EYMAN (SMU I) ..... 41

ARIZONA STATE PRISON COMPLEX-EYMAN (SMU II) ..... 42

ARIZONA STATE PRISON COMPLEX-FLORENCE .....	22
ARIZONA STATE PRISON COMPLEX-FLORENCE (PICACHO) .....	38
ARIZONA STATE PRISON COMPLEX-FORT GRANT .....	43
ARIZONA STATE PRISON COMPLEX-LEWIS.....	18
ARIZONA STATE PRISON COMPLEX-PERRYVILLE .....	12
ARIZONA STATE PRISON COMPLEX-PHOENIX (GLOBE).....	59
ARIZONA STATE PRISON COMPLEX-PHOENIX/A.S.H. ....	11
ARIZONA STATE PRISON COMPLEX-SAFFORD .....	49
ARIZONA STATE PRISON COMPLEX-TUCSON .....	31
ARIZONA STATE PRISON COMPLEX-WINSLOW .....	58
ARIZONA STATE PRISON COMPLEX-YUMA .....	15
ADOC TUCSON - CORRECTIONAL OFFICERS' TRAINING ACADEMY .....	43
ADOC SOUTHERN ARIZONA CORRECTIONAL RELEASE CENTER .....	42

**DEAF & THE BLIND, AZ STATE SCHOOLS FOR THE**

PHOENIX DAY SCHOOL FOR THE DEAF .....	8
ARIZONA SCHOOL FOR THE DEAF & THE BLIND .....	9

**ECONOMIC SECURITY, DEPARTMENT OF**

ADMINISTRATION .....	62, 64, 70
GROUP HOMES – NORTHERN ARIZONA .....	72
GROUP HOMES - PHOENIX .....	63
ARIZONA TRAINING PROGRAM - COOLIDGE .....	66
ARIZONA TRAINING PROGRAM - COOLIDGE FARM.....	69
ARIZONA TRAINING PROGRAM - TUCSON.....	69

ARIZONA INDUSTRIES FOR THE BLIND.....	62
<b>EMERGENCY AND MILITARY AFFAIRS, DEPARTMENT OF .....</b>	<b>144</b>
<b>ENVIRONMENTAL QUALITY, DEPARTMENT OF.....</b>	<b>61</b>
<b>EXPOSITION &amp; STATE FAIR BOARD, AZ.....</b>	<b>73</b>
<b>GAME &amp; FISH DEPARTMENT, ARIZONA.....</b>	<b>76</b>
<b>HEALTH SERVICES, DEPARTMENT OF.....</b>	<b>134</b>
<b>HISTORICAL SOCIETY, ARIZONA.....</b>	<b>98</b>
<b>HISTORICAL SOCIETY OF AZ, PRESCOTT.....</b>	<b>191</b>
<b>JUVENILE CORRECTIONS, DEPARTMENT OF</b>	
ADOBE MOUNTAIN JUVENILE INSTITUTION.....	137
BLACK CANYON JUVENILE INSTITUTION.....	139
CATALINA MOUNTAIN JUVENILE INSTITUTION.....	140
SOUTHWEST REGIONAL JUVENILE COMPLEX.....	138
<b>LAND DEPARTMENT, STATE.....</b>	<b>142</b>
<b>LOTTERY COMMISSION, ARIZONA STATE.....</b>	<b>143</b>
<b>PARKS BOARD, ARIZONA STATE.....</b>	<b>165</b>
<b>PIONEERS' HOME, ARIZONA.....</b>	<b>190</b>
<b>POWER AUTHORITY.....</b>	<b>164</b>
<b>PUBLIC SAFETY, DEPARTMENT OF.....</b>	<b>101</b>
<b>TOURISM, OFFICE OF.....</b>	<b>192</b>
<b>VETERANS' SERVICES, DEPARTMENT OF.....</b>	<b>193</b>

## INTRODUCTION

The ADOA Building System was established pursuant to A.R.S. § 41-793 concurrent with those of the Arizona Board of Regents' and the Arizona Department of Transportation's Building Systems. Each of these building systems is responsible for computing building renewal needs for each fiscal year according to a renewal formula selected by the Joint Committee on Capital Review (JCCR) and for allocating building renewal monies appropriated to agencies within each of these three building systems. The ADOA Building System is the largest of the three and includes buildings owned by 22 agencies, whose structures appear in this annual inventory.

The ADOA building system has grown by an average of over 3% for the last ten fiscal years to its current inventory of more than 3,200 structures. Structures are inspected and their statuses reported to the Governor's Office and the Legislature no less than once every four fiscal years. The ADOA General Services Division, Building and Planning Services section, reports on the condition, maintenance and utilization of each building inspected during the prior fiscal year on an approximate schedule of 50% of buildings within the first two years and 50% of buildings in the following two years of the four year cycle.

ADOA revises its building system inventory each year to include structure acquisitions and deletions as reported by building system agencies, escalations or de-escalations of structure replacement values, and two fiscal years of forecasted building renewal requirements. If available, the inventory also lists a structure's construction class, year of construction, fire suppression/sprinkler system status, and other allied data and information.

The building inventory is utilized by a variety of entities, including State Risk Management, the State Fire Marshal, the Governor's Office of Strategic Planning and Budgeting (OSP), the Arizona State Legislature's Joint Legislative Budget Committee (JLBC). The ADOA Building and Planning Services section uses the inventory to compute building renewal needs for funding consideration on behalf of the building system.

## DEFINITIONS, METHODS, AND FORMULA

Building Inventory Number is assigned to each building or structure in the inventory. The characters in the Building Inventory Number are determined by the Agency Code, Building Inventory Inspection District, Location, and Building/Structure number. For example, an ADOA building located at 1937 West Jefferson in Phoenix, will appear as CG-1-001-0010. The Building Inventory Number is also used to categorize specific structures identified in an agency's annual Capital Improvement Plan (CIP).

Building Renewal means major activities that involve the repair or reworking of a building and the supporting infrastructure that will result in maintaining a building's expected useful life. Building renewal *does not* include new building additions, new infrastructure additions, landscaping and area beautification, routine maintenance, or demolition and removal of a building.

Building Renewal Formula is expressed by the well-known Sherman-Dergis Formula developed in 1981 at the University of Michigan. In simple terms, the Sherman-Dergis Formula is used to estimate at a high level the capital requirements of major maintenance over time. The basic premise is:

The formula to determine the annual appropriation required for building renewal for each building is based on construction costs and is calculated by the following: *Two-Thirds Building Value multiplied by the Building Age, then divided by the Life Expectancy of the structure (n)* or otherwise expressed as  $[2/3(BV)(BA)]/n$ .

The formula reflects the current year building replacement value by updating the *original* construction cost by using a national building cost index. ADOA uses the Marshall & Swift Valuation Service building cost index to reflect its current year building replacement value.

To generate funding consistent with the need, the formula is weighted to skew building renewal funding to older buildings. In order to accomplish this, a building life expectancy is incorporated into the age factor. ADOA incorporates a building life expectancy of 50 years into its age factor.

The Age Factor = Building Age / Life Expectancy of the building (*n*). For example, the ADOA Life Expectancy is 50 years, therefore  $n = 1275$ , which is derived by progressively compounding by addition,  $1 + 2 + 3 + 4 + 5 \dots 49 + 50$ .

Building renewal should, on average, cost no more than two-thirds of the cost of new construction, thus the building renewal constant multiplier of 2/3.

The formula recognizes that building renewal should cost less than building replacement and that older buildings require more building renewal (capital funding) than younger buildings. The formula does not consider accrued deferred maintenance.

The two fiscal years' forecasted building renewal formula for each structure in the inventory is located in the "*FY Renewal*" columns.

Building Value is referred to as Replacement Value in the inventory and is used interchangeably. The Building Value reflects the current year building replacement value by updating the original construction cost using the Marshall & Swift Valuation Service building cost index. The past fiscal year's Building Value for each structure is found in the "*Replacement Value*" column of the inventory. The Building Value/Replacement Value terms are not to be confused with the appraised real estate/real property value of a structure.

Fire Sprinkler Systems are indicated in the "*Fire Sprklr*" column of the inventory. The "Y", "N", or "P" indicates the presence, or lack thereof, of fire suppression in a structure as follows: Y = a full fire sprinkler fire suppression system; N = a lack of a fire sprinkler fire suppression system; and P = a partial fire sprinkler fire suppression system.

International Building Code (IBC) is a model building code developed by the International Code Council (ICC). A significant portion of the IBC addresses fire prevention in regard to *construction and design*, whereas the fire code such as the International Fire Code (IFC) addresses fire prevention from an on-going occupancy basis. For example, the IBC would address the location of exits in a structure, while the fire code (IFC or other fire code standard) would speak to keeping the exits unobstructed for egress. The "*Classes/IBC*" column indicates the fire-resistance rating in number of hours for a structure based on its building construction elements of Types I, II, III, IV, and V.

Life Expectancy of ADOA Building System structures is expressed as 50 years for calculation of building renewal needs. The Life Expectancy of a structure is represented by (*n*), or 1275, in ADOA's utilization of the Sherman-Dergis Formula.

Marshall & Swift is a nationally recognized building cost index used to develop replacement or reproduction costs, depreciation values, and insurable values of buildings and other improvements. Marshall & Swift is a construction and valuation industry benchmark for preliminary budget feasibility, life-cycle costing, estimating and bidding for new construction, insurance and rate-setting purposes, and other real property valuations. For the purposes of this inventory, it is used to determine building replacement values, including the cost of labor, materials and installed components. Construction Class Indicators are located in the "*Classes/Marshall*" column. Construction Class Indicators are defined below in Table 1.

**Table 1**

<b>CLASS</b>	<b>FRAME</b>	<b>FLOOR</b>	<b>ROOF</b>	<b>WALLS</b>
A	Structural steel columns and beams fire proofed with masonry, concrete, plaster, or other incombustible material.	Concrete or concrete covered steel deck, fire-proofed.	Concrete or concrete covered steel deck, fire-proofed.	Non-bearing curtain walls, masonry, concrete, metal and glass panels, stone.
B	Reinforced concrete columns and beams.	Concrete or concrete covered steel deck, fire-proofed.	Concrete or concrete covered steel deck, fire-proofed.	Non-bearing curtain walls, masonry, concrete, metal and glass panels, stone.
C	Structural steel columns and beams fire-proofed with masonry, concrete, plaster, or other incombustible material.	Concrete or concrete covered steel deck, fire-proofed.	Wood or steel joist, wood or steel deck.	Brick, concrete block or tile masonry, tilt-up formed concrete.
D	Wood or steel studs in bearing wall, wood or steel skeleton frame.	Wood or steel floor joists or slabs on ground.	Wood or steel joist, wood or steel deck.	Almost any material except masonry or concrete. May have masonry veneer over steel or wood framing.
S	Steel – No fire protection.	Concrete	Steel – No fire protection.	Steel – No fire protection.

Replacement Value (referred to as Building Value (BV) in the Sherman-Dergis Formula) reflects the current year's building replacement value by updating the original construction cost using the Marshall & Swift construction cost index. The past fiscal year's replacement value for each structure is found in the "*Replacement Value*" column of the inventory. The Replacement Value/Building Value terms are not to be confused with the appraised real estate/real property value of a structure.

Square Feet is the Gross Square Feet (GSF) sum of all areas on all floors of a building or structure included within the outside faces of its exterior walls ("drip-lines"), including all vertical penetration areas.

Year is the year the building or structure was constructed. Documentation of the exact year of construction is vital to calculating the Replacement Value (Building Value) for a correct estimation of the Building Renewal Formula.

**Table 2**

<b>FY 2008 ARIZONA DEPARTMENT OF ADMINISTRATION BUILDING SYSTEM INVENTORY BY AGENCY BUILDING/STRUCTURE TOTALS</b>					
<b>AGENCY</b>	<b>AGENCY CODE</b>	<b>NO. OF BUILDINGS</b>	<b>FY 2008 REPLACEMENT VALUE</b>	<b>FY 2010 BUILDING RENEWAL</b>	<b>FY 2011 BUILDING RENEWAL</b>
<b>ADMINISTRATION, ARIZONA DEPARTMENT OF</b>	<b>CG</b>	<b>83</b>	<b>\$628,094,879</b>	<b>\$8,850,850</b>	<b>\$9,679,363</b>
ADOA-Managed Buildings Capitol Mall		51	\$406,458,613	\$5,544,770	\$6,091,422
Judiciary		1	\$53,295,148	\$473,972	\$531,461
Kingman State Office Building		1	\$3,058,868	\$72,009	\$77,953
Legislature		10	\$68,784,051	\$1,599,865	\$1,701,196
Mobile – Complex		7	\$4,087,900	\$36,355	\$40,765
Phoenix Metro Satellite Properties		8	\$38,686,793	\$467,246	\$515,687
Tucson State Office Complex		5	\$53,723,507	\$656,632	\$720,878
<b>AGRICULTURE, ARIZONA DEPARTMENT OF</b>	<b>AH</b>	<b>7</b>	<b>\$733,164</b>	<b>\$9,990</b>	<b>\$10,986</b>
<b>AHCCCS</b>	<b>HC</b>	<b>3</b>	<b>\$25,155,250</b>	<b>\$296,092</b>	<b>\$327,498</b>
<b>CORRECTIONS, STATE DEPARTMENT OF</b>	<b>DC</b>	<b>1,128</b>	<b>\$1,078,754,536</b>	<b>\$11,461,561</b>	<b>\$12,712,826</b>
ASPC-Douglas		121	\$57,885,880	\$658,531	\$728,696
ASPC-Douglas (Papago)		16	\$5,031,149	\$62,947	\$69,449
ASPC-Eyman		51	\$98,444,864	\$790,618	\$891,803
ASPC-Eyman/SMU I		7	\$59,962,581	\$657,633	\$729,653


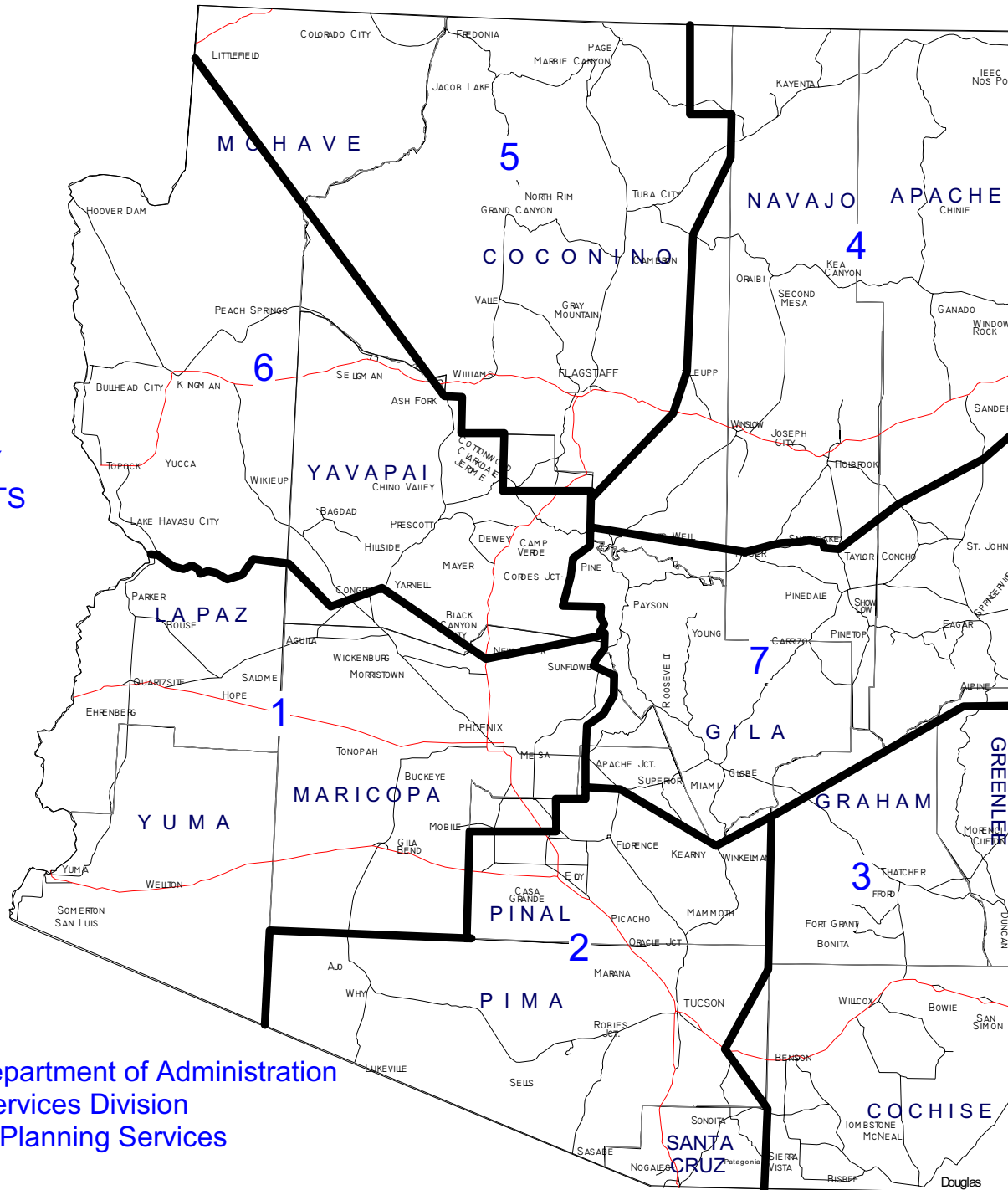
ASPC-Eyman/SMU II		8	\$57,121,655	\$383,138	\$437,388
ASPC-Florence		229	\$165,928,165	\$2,985,316	\$3,241,373
ASPC-Florence (Picacho)		17	\$3,841,522	\$45,240	\$50,038
ASPC-Fort Grant		127	\$36,100,912	\$819,862	\$878,392
ASPC-Lewis		90	\$188,321,844	\$899,623	\$1,057,031
ASPC-Perryville		66	\$92,082,199	\$1,120,933	\$1,238,082
ASPC-Phoenix (Globe)		15	\$11,405,160	\$86,119	\$97,518
ASPC-Phoenix/A.S.H.		31	\$895,989	\$9,776	\$10,849
ASPC-Safford		61	\$25,404,362	\$271,225	\$301,302
ASPC-Tucson		158	\$133,761,550	\$1,449,702	\$1,609,338
ASPC-Winslow		40	\$50,689,961	\$505,661	\$563,577
ASPC-Yuma		63	\$77,303,588	\$486,182	\$557,694
ADOC Tucson - Correctional Officers' Training Academy		17	\$9,608,390	\$162,539	\$177,452
ADOC Southern Arizona Correctional Release Center (SACRAC)		11	\$4,964,765	\$66,515	\$73,190
<b>DEAF &amp; THE BLIND, AZ STATE SCHOOLS FOR THE</b>	<b>DB</b>	<b>55</b>	<b>\$76,762,251</b>	<b>\$1,131,670</b>	<b>\$1,233,992</b>
Phoenix Day School for the Deaf		22	\$21,438,468	\$339,353	\$369,739
Arizona School for the Deaf & the Blind		33	\$55,323,783	\$792,317	\$864,254
<b>ECONOMIC SECURITY, DEPARTMENT OF</b>	<b>ES</b>	<b>163</b>	<b>\$111,691,361</b>	<b>\$2,298,179</b>	<b>\$2,478,767</b>
Administration		30	\$45,267,489	\$951,889	\$1,022,789
Group Homes - Flagstaff		1	\$368,993	\$7,721	\$8,381
Group Homes - Phoenix		18	\$7,235,362	\$96,949	\$106,677

Arizona Training Program - Coolidge		78	\$37,679,964	\$870,288	\$935,968
Arizona Training Program - Coolidge Farm		4	\$464,284	\$10,687	\$11,575
Arizona Training Program - Tucson		20	\$15,612,315	\$273,181	\$297,948
Arizona Industries for the Blind		12	\$5,062,954	\$87,463	\$95,428
<b>EMERGENCY AND MILITARY AFFAIRS, DEPARTMENT OF</b>	<b>NG</b>	<b>369</b>	<b>\$202,180,391</b>	<b>\$1,998,943</b>	<b>\$2,194,691</b>
<b>ENVIRONMENTAL QUALITY, DEPARTMENT OF</b>	<b>EQ</b>	<b>7</b>	<b>\$3,576,338</b>	<b>\$61,302</b>	<b>\$66,900</b>
<b>EXPOSITION &amp; STATE FAIR BOARD, AZ</b>	<b>FC</b>	<b>52</b>	<b>\$84,360,545</b>	<b>\$1,832,905</b>	<b>\$1,980,718</b>
<b>GAME &amp; FISH DEPARTMENT, ARIZONA</b>	<b>GF</b>	<b>350</b>	<b>\$54,675,362</b>	<b>\$473,176</b>	<b>\$529,283</b>
<b>HEALTH SERVICES, DEPARTMENT OF</b>	<b>HS</b>	<b>54</b>	<b>\$177,177,490</b>	<b>\$2,084,230</b>	<b>\$2,288,424</b>
<b>HISTORICAL SOCIETY, ARIZONA</b>	<b>HM</b>	<b>20</b>	<b>\$40,166,914</b>	<b>\$706,642</b>	<b>\$768,106</b>
<b>HISTORICAL SOCIETY OF AZ, PRESCOTT</b>	<b>SH</b>	<b>19</b>	<b>\$8,742,880</b>	<b>\$180,588</b>	<b>\$193,803</b>
<b>JUVENILE CORRECTIONS, DEPARTMENT OF</b>	<b>JC</b>	<b>87</b>	<b>\$86,792,550</b>	<b>\$931,741</b>	<b>\$1,034,797</b>
Adobe Mountain Juvenile Institute		36	\$31,079,121	\$441,292	\$484,546
Black Canyon Juvenile Institute		11	\$12,215,000	\$103,411	\$116,279
Catalina Mountain Juvenile Institute		21	\$12,490,247	\$232,568	\$253,209

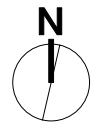
Southwest Regional Juvenile Complex		19	\$31,008,182	\$154,471	\$180,763
<b>LAND DEPARTMENT, STATE</b>	<b>LD</b>	<b>9</b>	<b>\$1,896,335</b>	<b>\$25,632</b>	<b>\$28,195</b>
<b>LOTTERY COMMISSION, ARIZONA STATE</b>	<b>LO</b>	<b>2</b>	<b>\$6,503,558</b>	<b>\$71,447</b>	<b>\$79,266</b>
<b>PARKS BOARD, ARIZONA STATE</b>	<b>PB</b>	<b>467</b>	<b>\$88,372,549</b>	<b>\$1,257,440</b>	<b>\$1,366,784</b>
<b>PIONEERS' HOME, ARIZONA</b>	<b>PH</b>	<b>10</b>	<b>\$9,662,096</b>	<b>\$250,383</b>	<b>\$265,229</b>
<b>POWER AUTHORITY</b>	<b>PA</b>	<b>2</b>	<b>\$942,864</b>	<b>\$23,300</b>	<b>\$24,708</b>
<b>PUBLIC SAFETY, DEPARTMENT OF</b>	<b>HP</b>	<b>383</b>	<b>\$87,304,364</b>	<b>\$1,286,132</b>	<b>\$1,403,975</b>
<b>TOURISM, OFFICE OF</b>	<b>TO</b>	<b>1</b>	<b>\$717,810</b>	<b>\$5,257</b>	<b>\$5,965</b>
<b>VETERANS' SERVICES, DEPARTMENT OF</b>	<b>VA</b>	<b>11</b>	<b>\$34,947,855</b>	<b>\$196,070</b>	<b>\$226,999</b>
<b>BUILDING SYSTEM TOTALS:</b>		<b>3,282</b>	<b>\$2,809,211,342</b>	<b>\$35,433,530</b>	<b>\$38,901,275</b>

EXHIBIT A

BUILDING INVENTORY  
INSPECTION DISTRICTS



Arizona Department of Administration  
General Services Division  
Building & Planning Services



**FY 08 Arizona Department of Administration Building System Inventory**

General Services Division

June 30, 2008

	Year	2008 Replacement Value	FY 2010 Renewal	FY 2011 Renewal	Square Feet	Classes		
						Marshall	IBC	Fire Sprklr
<b>AH-1-003 Department of Agriculture</b>		<b>YUMA</b>						
<b>County: Yuma</b>								
0010	Inspection Office	1985	\$257,054	\$3,093	\$3,418	2,304	C	3
0020	Modular Unit 1	1976	\$179,650	\$3,007	\$3,284	1,536	D	5
<b>Location Totals:</b>		<b>2</b>	<b>\$436,704</b>	<b>\$6,100</b>	<b>\$6,702</b>	<b>3,840</b>		
<b>AH-2-001 Department of Agriculture</b>		<b>NOGALES - 2771 N. Grand Ave.</b>						
<b>County: Santa Cruz</b>								
0010	Office Building	1978	\$203,561	\$3,195	\$3,496	4,650	C	3
0020	Parking Canopy	1990	\$14,126	\$133	\$149	2,240	S	
<b>Location Totals:</b>		<b>2</b>	<b>\$217,687</b>	<b>\$3,328</b>	<b>\$3,645</b>	<b>6,890</b>		
<b>AH-3-001 Department of Agriculture</b>		<b>SOLOMON</b>						
<b>County: Graham</b>								
0030	Pump House	1972	\$5,522	\$104	\$113	80	C	3
<b>Location Totals:</b>		<b>1</b>	<b>\$5,522</b>	<b>\$104</b>	<b>\$113</b>	<b>80</b>		
<b>AH-3-002 Department of Agriculture</b>		<b>SAN SIMON-ENTRY PORT INSPECTION STATION</b>						
<b>County: Cochise</b>								
0010	Inspection Office	1986	\$27,266	\$314	\$347	672	D	5
<b>Location Totals:</b>		<b>1</b>	<b>\$27,266</b>	<b>\$314</b>	<b>\$347</b>	<b>672</b>		
<b>AH-4-001 Department of Agriculture</b>		<b>SANDERS-ENTRY PORT INSPECTION STATION</b>						
<b>County: Apache</b>								
0010	Modular Office	2002	\$45,984	\$144	\$178	384	D	5 N

**FY 08 Arizona Department of Administration Building System Inventory**

General Services Division

June 30, 2008

	Year	2008 Replacement Value	FY 2010 Renewal	FY 2011 Renewal	Square Feet	Classes		
						Marshall	IBC	Fire Sprklr
<b>AH-4-001 Department of Agriculture</b>								
			<b>SANDERS-ENTRY PORT INSPECTION STATION</b>					
<b>Location Totals:</b>	<b>1</b>	<b>\$45,984</b>	<b>\$144</b>	<b>\$178</b>	<b>384</b>			
<b>Agency Totals:</b>	<b>7</b>	<b>\$733,164</b>	<b>\$9,990</b>	<b>\$10,986</b>	<b>11,866</b>			

**FY 08 Arizona Department of Administration Building System Inventory**

General Services Division

June 30, 2008

		Year	2008 Replacement Value	FY 2010 Renewal	FY 2011 Renewal	Square Feet	Classes		
							Marshall	IBC	Fire Sprklr
<b>CG-1-001 Department of Administration</b>		<b>CAPITOL MALL - ADOA MANAGED BUILDINGS</b>							
<b>County: Maricopa</b>									
0010	1937 W. Jefferson, Child Development Center (24)	1978	\$757,762	\$11,892	\$13,014	9,052	D	5	Y
0020	1937D W. Jefferson, Capitol Police, EOC (42)	1978	\$222,288	\$3,489	\$3,818	2,100	D	5	N
0030	1937E W. Jefferson, Wayland Bldg E (43)	1978	\$222,288	\$3,489	\$3,818	2,035	D	5	N
0060	1850 W. Jackson, Pesticide Storage (125)	1995	\$3,843	\$26	\$30	80	D	5	N
1010	1818 W. Adams, DHS Vital Records (2)	1993	\$2,518,025	\$19,759	\$22,320	18,085	C	3	Y
1020	250 N. 17th Avenue, State Health Lab (134)	2004	\$49,438,153	\$103,452	\$136,944	72,550	B	1	Y
1030	1740 W. Adams, Health Services (3)	1973	\$17,385,938	\$318,333	\$346,747	84,886	B	2	Y
1040	1740M W. Adams: Mechanical Building (4)	1975	\$219,752	\$3,794	\$4,139	2,024	C	3	N
1050	14 N. 18th Avenue, Secretary of State (94)	1966	\$656,899	\$14,433	\$15,649	2,500	C	3	N
1060	1700T W. Washington, Executive Office Tower (11)	1974	\$43,462,364	\$773,051	\$842,739	205,901	A	2	Y
1070	1831 W. Jefferson, Corrections (26)	1969	\$4,113,597	\$83,927	\$91,158	20,327	C	3	Y
1080	1789 W. Jefferson, Economic Security (27)	1991	\$50,405,120	\$448,270	\$502,642	556,511	A	2	Y
1090	1805 W. Madison, GSD FOAM Grounds (34)	1983	\$202,862	\$2,653	\$2,922	2,027	C	3	N
1100	1802 W. Jackson, Print Shop (35)	1984	\$973,075	\$12,217	\$13,477	8,892	C	3	N
1110	1850 W Jackson, GSD FOAM Office (33)	1938	\$266,592	\$6,973	\$7,385	5,510	D	5	N
1120	1801 W. Madison, Facilities Support (91)	2000	\$580,395	\$2,429	\$2,894	4,023	C	3	Y
1130	1801P W. Madison, FSC Parking Canopy (105)	2000	\$56,595	\$237	\$282	1,260	S		N
1140	1840 W. Jackson, GSD Facilities Ops (93)	2000	\$1,319,408	\$5,522	\$6,579	10,000	C	3	Y
1150	1840P W. Jackson, GSD Facilities Parking Canopy (109)	2000	\$155,233	\$650	\$774	3,456	S		N
2000	1600 W. Monroe, Revenue Offices (1)	1988	\$30,657,010	\$320,756	\$356,665	201,806	B	2	Y
2010	1600G W. Monroe, Revenue Garage (49)	1988	\$4,446,626	\$46,524	\$51,732	169,000	B	2	Y
2020	1688 W. Adams, Agriculture Offices (6)	1927	\$9,965,197	\$260,658	\$276,037	43,609	B	2	Y
2030	1624 W. Adams, Juvenile Corrections (7)	1961	\$9,965,197	\$245,019	\$264,996	44,344	B	2	P
2040	1616 W. Adams, State Land Offices (8)	1961	\$17,074,475	\$419,818	\$454,046	90,000	B	2	Y

**FY 08 Arizona Department of Administration Building System Inventory**

General Services Division

June 30, 2008

		Year	2008 Replacement Value	FY 2010 Renewal	FY 2011 Renewal	Square Feet	Classes		
							Marshall	IBC	Fire Sprklr
<b>CG-1-001 Department of Administration</b>		<b>CAPITOL MALL - ADOA MANAGED BUILDINGS</b>							
<b>County: Maricopa</b>									
2050	1616P W. Adams, Parking Canopy (95)	1971	\$64,421	\$1,247	\$1,356	5,832	S		N
2060	1616P W. Adams, Parking Canopy (96)	1971	\$64,422	\$1,247	\$1,356	5,832	S		N
2070	1616P W. Adams, Parking Canopy (97)	1981	\$13,724	\$194	\$213	1,260	S		N
210A	1510 W. Adams ADOA Data Center (38)	1976	\$10,024,258	\$167,810	\$183,264	28,644	B	2	Y
210B	1520 W. Adams, Office Building (10)	1976	\$11,180,903	\$187,173	\$204,410	28,641	B	2	Y
211A	1510M W. Adams, 1510/1520 Mechanical Building (9)	1994	\$959,837	\$7,030	\$7,976	3,066	B	3	N
211B	1510M W. Adams, 1510/1520 Generator Building (9)	1988	\$419,960	\$4,394	\$4,886	384	B	3	N
2120	1600 W. Washington, Wesley Bolin Park (44)	1982	\$674,922	\$9,180	\$10,096	200	B	2	N
2130	1645 W. Jefferson, Corrections Offices (28)	1973	\$15,363,354	\$281,300	\$306,408	66,308	B	2	Y
2140	1601 W. Jefferson, Corrections Offices (29)	1971	\$15,614,715	\$302,240	\$328,722	64,569	B	2	Y
214A	1601M W. Jefferson, 1601 Mechanical Building (30)	1971	\$765,813	\$14,823	\$16,122	1,914	C	3	N
2150	1502 W. Washington, Mines and Minerals Museum (46)	1990	\$3,100,927	\$29,200	\$32,641	28,910	B	2	Y
2160	1535 W. Jefferson, Education Offices (31)	1972	\$16,798,896	\$316,373	\$344,345	93,518	B	2	Y
2170	1535G W. Jefferson, 15th Avenue Garage (41)	1989	\$7,373,994	\$73,295	\$81,704	199,332	B	2	Y
2180	1522 W. Jackson, Motor Pool Offices (36)	2000	\$1,496,969	\$6,265	\$7,464	4,870	C	3	Y
218A	1522 W. Jackson, Motor Pool Gas Canopy (36)	1999	\$1,170,297	\$5,510	\$6,483	4,318	S		
218B	1522 W. Jackson, Motor Pool Car Wash (36)	2000	\$254,116	\$1,064	\$1,267	1,478	S		N
2190	1537 W. Jackson, Surplus Property (37)	1978	\$1,045,451	\$16,407	\$17,955	12,000	C	3	N
2200	1537C W. Jackson, Surplus Storage Canopy (133)	2001	\$282,415	\$1,034	\$1,252	14,400	S		N
3000	1400 W. Washington, Boards & Commissions (15)	1976	\$11,207,693	\$187,621	\$204,900	62,449	A	2	Y
3010	1400M W. Washington (16) 1300/1400 Mechanical Bldg	1976	\$602,280	\$10,082	\$11,011	1,824	C	3	N
3020	1300 W. Washington, State Parks Offices (17)	1979	\$7,990,360	\$121,222	\$132,800	60,180	C	2	Y
3030	1200 W. Washington, Corporation Commission (19)	1980	\$5,989,189	\$87,729	\$96,223	41,726	B	2	Y
3040	1200M W. Washington, 1200 Mechanical Building (18)	1980	\$1,014,748	\$14,864	\$16,303	2,263	B		Y

**FY 08 Arizona Department of Administration Building System Inventory**

General Services Division

June 30, 2008

	Year	2008 Replacement Value	FY 2010 Renewal	FY 2011 Renewal	Square Feet	Classes			
						Marshall	IBC	Fire Sprklr	
<b>CG-1-001 Department of Administration</b>		<b>CAPITOL MALL - ADOA MANAGED BUILDINGS</b>							
<b>County: Maricopa</b>									
3050	15 S. 15th Avenue, Attorney General (21)	1986	\$29,149,203	\$335,479	\$371,421	141,513	B	2	Y
3060	15G S. 15th Avenue, Capitol Center Parking Garage (40)	1986	\$3,998,739	\$46,022	\$50,952	114,600	B	2	Y
3070	1275 W. Washington, Attorney General (22)	1981	\$14,768,312	\$208,598	\$229,087	101,741	B	2	Y
<b>Location Totals:</b>		<b>51</b>	<b>\$406,458,613</b>	<b>\$5,544,770</b>	<b>\$6,091,422</b>	<b>2,651,750</b>			
<b>CG-1-003 Department of Administration</b>		<b>LEGISLATURE</b>							
<b>County: Maricopa</b>									
0010	1700 W. Washington, Capitol Museum (39)	1898	\$9,422,034	\$246,451	\$260,991	49,760	C	3	Y
0020	1700L W. Washington, Capitol Archive (12)	1919	\$3,498,566	\$91,512	\$96,911	18,600	B	2	P
0030	1700L W. Washington, Capitol Justice (12)	1938	\$5,382,967	\$140,802	\$149,109	53,600	B	2	P
0040	1700H W. Washington, House of Representatives (13)	1957	\$18,325,484	\$479,337	\$507,618	80,160	B	2	P
0050	1700S W. Washington, State Senate (14)	1957	\$18,325,484	\$479,337	\$507,618	80,160	B	2	P
0060	1919 W. Jefferson, Records Retention (25)	1991	\$5,932,396	\$52,759	\$59,158	51,778	B	2	Y
0070	1716 W. Adams, Joint Legislative Budget Office (5)	1991	\$1,793,411	\$15,949	\$17,884	11,183	C	3	P
0080	1101 W. Washington, Carnegie Library (23)	1986	\$2,711,094	\$31,202	\$34,545	9,925	D	5	P
0100	1108 W. Washington (47) Evans House: Legis. Services	1893	\$1,303,979	\$34,108	\$36,120	3,940	C	5	Y
0110	1030 N. 32nd Street Talking Library for the Blind	1982	\$2,088,637	\$28,409	\$31,242	20,663	B	3	Y
<b>Location Totals:</b>		<b>10</b>	<b>\$68,784,051</b>	<b>\$1,599,865</b>	<b>\$1,701,196</b>	<b>379,769</b>			
<b>CG-1-005 Department of Administration</b>		<b>JUDICIAL</b>							
<b>County: Maricopa</b>									
0010	CG-1501 W Washington: Courts (20)	1991	\$53,295,148	\$473,972	\$531,461	257,207	A	1	Y
<b>Location Totals:</b>		<b>1</b>	<b>\$53,295,148</b>	<b>\$473,972</b>	<b>\$531,461</b>	<b>257,207</b>			

**FY 08 Arizona Department of Administration Building System Inventory**

General Services Division

June 30, 2008

	Year	2008 Replacement Value	FY 2010 Renewal	FY 2011 Renewal	Square Feet	Classes			
						Marshall	IBC	Fire Sprklr	
<b>CG-1-007 Department of Administration</b>		<b>MOBILE - ENSCO</b>							
<b>County: Maricopa</b>									
0010	Administration Building	1991	\$713,213	\$6,343	\$7,112	4,025	C	3	
0020	Changing Building	1991	\$1,025,797	\$9,123	\$10,229	5,789	C	3	
0030	Large Warehouse	1991	\$1,829,721	\$16,272	\$18,246	41,304	S		
0040	Truck Wash	1991	\$85,719	\$762	\$855	1,935	S		
0050	Equipment & Maintenance Shop	1991	\$189,833	\$1,688	\$1,893	4,285	S		
0060	Small Warehouse	1991	\$97,386	\$866	\$971	2,198	S		
0070	Well/Pump	1991	\$146,232	\$1,300	\$1,458		C	0	
<b>Location Totals:</b>		<b>7</b>	<b>\$4,087,900</b>	<b>\$36,355</b>	<b>\$40,765</b>	<b>59,536</b>			
<b>CG-1-011 Department of Administration</b>		<b>PHOENIX METRO SATELLITE PROPERTIES</b>							
<b>County: Maricopa</b>									
0010	2910 N. 44th St., Financial Inst./Auditor Gen'l (78)	1989	\$20,137,965	\$200,163	\$223,130	111,296	C	3	Y
0020	2910G N. 44th St.: Parking Garage (88)	1989	\$7,015,997	\$69,736	\$77,738	128,010	B	2	P
0030	2422 W. Holly: Ag Lab (82)	1968	\$5,787,042	\$121,097	\$131,447	22,367	C	3	Y
0040	2422-1 W. Holly: Ag Lab Trailer 1 (123)	1975	\$34,590	\$597	\$652	720	D	5	N
0050	2422-2 W. Holly: Ag Lab Trailer 2 (122)	1980	\$13,531	\$198	\$217	240	D	5	N
0060	417 W. Roosevelt: Arts Commission Offices (77)	1920	\$1,009,383	\$26,402	\$27,960	4,355	D	5	N
0070	9545 E. Doubletree Office Building (83)	1988	\$1,879,719	\$19,667	\$21,869	11,737	C	3	Y
0080	9535 E. Doubletree Office Building (80)	1988	\$2,808,565	\$29,385	\$32,675	21,049	C	3	Y
<b>Location Totals:</b>		<b>8</b>	<b>\$38,686,793</b>	<b>\$467,246</b>	<b>\$515,687</b>	<b>299,774</b>			
<b>CG-2-001 Department of Administration</b>		<b>TUCSON - W CONGRESS</b>							
<b>County: Pima</b>									
0010	416 W. Congress, West Office Building (52)	1957	\$7,687,140	\$201,071	\$212,935	37,334	B	2	P

**FY 08 Arizona Department of Administration Building System Inventory**

General Services Division

June 30, 2008

	Year	2008 Replacement Value	FY 2010 Renewal	FY 2011 Renewal	Square Feet	Classes			
						Marshall	IBC	Fire Sprklr	
<b>CG-2-001 Department of Administration</b>		<b>TUCSON - W CONGRESS</b>							
<b>County: Pima</b>									
0020	402 W. Congress, South Office Building (53)	1980	\$7,893,888	\$115,628	\$126,824	49,166	B	2	Y
0030	400M W. Congress, Mechanical Building (111)	1980	\$124,896	\$1,829	\$2,007	825	B	2	Y
0050	400 W. Congress, North Office Building (54)	1991	\$35,186,230	\$312,923	\$350,879	242,383	B	2	Y
0060	400G W. Congress, Parking Garage (54)	1991	\$2,831,354	\$25,180	\$28,234	105,781	B	2	Y
<b>Location Totals:</b>		<b>5</b>	<b>\$53,723,507</b>	<b>\$656,632</b>	<b>\$720,878</b>	<b>435,489</b>			
<b>CG-6-001 Department of Administration</b>		<b>KINGMAN OFFICES</b>							
<b>County: Mohave</b>									
0010	CG-519 E. Beale Street, State Offices (79)	1963	\$3,058,868	\$72,009	\$77,953	19,538	C	3	Y
<b>Location Totals:</b>		<b>1</b>	<b>\$3,058,868</b>	<b>\$72,009</b>	<b>\$77,953</b>	<b>19,538</b>			
<b>Agency Totals:</b>		<b>83</b>	<b>\$628,094,879</b>	<b>\$8,850,850</b>	<b>\$9,679,363</b>	<b>4,103,063</b>			

**FY 08 Arizona Department of Administration Building System Inventory**

General Services Division

June 30, 2008

	Year	2008 Replacement Value	FY 2010 Renewal	FY 2011 Renewal	Square Feet	Classes			
						Marshall	IBC	Fire Sprklr	
<b>DB-1-001 Arizona State School for Deaf &amp; Blind</b>		<b>PHOENIX DAY SCHOOL</b>							
<b>County: Maricopa</b>									
0030	Classroom (West)	1971	\$740,953	\$14,342	\$15,599	5,444	C	3	
0040	Classroom (North West)	2005	\$190,369	\$299	\$422	10,500	C	4	Y
0070	Classroom (North)	1972	\$862,352	\$16,241	\$17,677	4,044	C	3	
0090	Custodial Storage Building	1965	\$10,563	\$238	\$257	222	C	3	
0100	Classroom (East)	1974	\$700,654	\$12,462	\$13,586	3,741	C	3	
0110	Cafetorium/Evaluation Ctr	1975	\$2,193,673	\$37,871	\$41,320	9,924	B	2	
0140	Transportation/ Warehouse	2001	\$312,283	\$1,144	\$1,384	2,900	D	5	
0160	Student Health Ctr	1965	\$200,539	\$4,511	\$4,888	1,371	C	3	
0170	Sports and Performing Arts Center	1983	\$4,719,802	\$61,728	\$67,984	27,393	C	3	Y
0180	High School Bldg	1978	\$1,691,757	\$26,551	\$29,054	5,076	C	3	
0190	Multi-Purpose Court	1978	\$110,559	\$1,735	\$1,899	14,880		0	
0200	Pre-Vocational School	1980	\$1,587,551	\$23,254	\$25,506	10,697	C	3	Y
0210	Shop - Maint - Garage	1981	\$123,446	\$1,744	\$1,915	1,750	D	5	
0220	Library/Administration	1979	\$1,174,809	\$17,823	\$19,525	8,000	C	3	
0230	Classroom/Office Building (A)	1955	\$2,731,564	\$71,449	\$75,665	12,416	C	3	
0240	Classroom Modular	1997	\$718,776	\$4,136	\$4,778	5,408	D	5	
0250	Classroom Building (B)	1968	\$1,167,760	\$24,436	\$26,525	7,952	C	3	
0270	Classroom Building (C)	1978	\$652,019	\$10,233	\$11,198	4,440	C	3	
0280	Northwest Modular Building	2006	\$800,100	\$837	\$1,330	8,400	D	5	
0290	TCTC Building	1980	\$467,598	\$6,849	\$7,512	3,800	C	3	
0300	8k Gal. Aboveground Fuel Tank & Pump	1998	\$125,042	\$654	\$762	250		0	
0310	CNG Fuel Station	1998	\$156,301	\$818	\$953	2,500		0	
<b>Location Totals:</b>		<b>22</b>	<b>\$21,438,468</b>	<b>\$339,353</b>	<b>\$369,739</b>	<b>151,108</b>			

**FY 08 Arizona Department of Administration Building System Inventory**

General Services Division

June 30, 2008

	Year	2008 Replacement Value	FY 2010 Renewal	FY 2011 Renewal	Square Feet	Classes			
						Marshall	IBC	Fire Sprklr	
<b>DB-2-001 Arizona State Schools for Deaf &amp; Blind</b>		<b>TUCSON SCHOOL</b>							
<b>County: Pima</b>									
0010	Agency Administration Building	1961	\$892,071	\$21,934	\$23,722	4,466	C	3	
0020	Instructional Technology Offices	1935	\$218,095	\$5,705	\$6,041	2,109	C	3	
0030	Guest Room	1935	\$75,542	\$1,976	\$2,093	783	C	3	
0060	Residence Hall (Maricopa)	1954	\$1,724,711	\$45,113	\$47,775	10,344	C	3	
0070	Residence Hall (Navajo)	1971	\$2,452,074	\$47,463	\$51,621	10,209	C	3	Y
0090	Residence Hall (Apache)	1973	\$1,940,303	\$35,527	\$38,698	10,320	C	3	P
0100	Residence Hall (Pima.)	1954	\$2,155,892	\$56,391	\$59,718	14,263	C	3	
0120	Classroom (Kachina)	1963	\$1,012,957	\$23,846	\$25,814	7,594	C	3	
0130	Security Office	1961	\$52,877	\$1,300	\$1,406	384	C	3	
0140	Swimming Pool	1962	\$377,271	\$9,079	\$9,823			0	
0150	Athletic Complex	2000	\$8,020,980	\$33,569	\$39,993	40,862	C	3	
0160	Residence Hall (Palo Verde)	1957	\$983,738	\$25,732	\$27,250	6,589	C	3	
0170	Vocational Building	1952	\$2,579,011	\$67,459	\$71,439	7,360	C	3	
0180	Residence Hall (Manzanita)	1960	\$1,077,939	\$27,068	\$29,262	7,156	C	3	
0190	Student Health Ctr	1949	\$983,738	\$25,732	\$27,250	4,685	C	3	
0200	Drivers QTS/Auto Maint.	1990	\$179,406	\$1,689	\$1,888	3,842	C	3	
020A	Spray Booth	1976	\$32,320	\$541	\$591	755	S	2N	
0220	Residence Hall (Ocotillo)	1958	\$1,134,349	\$29,671	\$31,422	6,141	C	3	
0230	Residence Hall (Saguaro & Yucca)	1961	\$1,535,816	\$37,762	\$40,841	8,774	C	3	
0250	Maint. Bldg. (North)	1990	\$239,217	\$2,253	\$2,518	3,600	S	2N	
0260	Dining/Kitchen/Warehouse	1990	\$5,980,361	\$56,314	\$62,950	30,000	C	3	
0270	Vocational Building Annex	1967	\$1,473,859	\$31,612	\$34,294	9,900	C	3	
0320	Administration Annex	1973	\$729,874	\$13,364	\$14,557	3,051	C	3	
0340	Maintenance Building	1974	\$350,068	\$6,227	\$6,788	4,800	S	2N	

**FY 08 Arizona Department of Administration Building System Inventory**

General Services Division

June 30, 2008

	Year	2008 Replacement Value	FY 2010 Renewal	FY 2011 Renewal	Square Feet	Classes			
						Marshall	IBC	Fire Sprklr	
<b>DB-2-001 Arizona State Schools for Deaf &amp; Blind</b>		<b>TUCSON SCHOOL</b>							
<b>County: Pima</b>									
0360	Bath House	1974	\$177,798	\$3,162	\$3,448	1,406	C	3	
0380	Clifford PreSchool Building	1980	\$3,706,884	\$54,298	\$59,555	14,731	C	3	Y
0400	Classrooms/Offices Portables (Modular)	1992	\$736,779	\$6,167	\$6,939	7,920	D	5	
0420	Live-in Portables (Modular Bldg)	1992	\$532,255	\$4,455	\$5,013	5,760	D	5	
0500	Hoag Learning Resource Center	1992	\$2,675,969	\$22,398	\$25,202	20,830	D	5	
0510	High School	1992	\$2,709,371	\$22,678	\$25,517	21,090	D	5	
0520	Middle Sch/Central Admin	1992	\$3,242,507	\$27,140	\$30,538	25,240	D	5	
0530	Elementary School	1992	\$2,853,252	\$23,882	\$26,872	22,210	D	5	
0540	Berger Performing Arts Center	1992	\$2,486,501	\$20,813	\$23,418	18,710	D	5	
<b>Location Totals:</b>		<b>33</b>	<b>\$55,323,783</b>	<b>\$792,317</b>	<b>\$864,254</b>	<b>335,884</b>			
<b>Agency Totals:</b>		<b>55</b>	<b>\$76,762,251</b>	<b>\$1,131,670</b>	<b>\$1,233,992</b>	<b>486,992</b>			

**FY 08 Arizona Department of Administration Building System Inventory**

General Services Division

June 30, 2008

	Year	2008 Replacement Value	FY 2010 Renewal	FY 2011 Renewal	Square Feet	Classes			
						Marshall	IBC	Fire Sprklr	
<b>DC-1-001 Department of Corrections</b>		<b>ASPC-PHOENIX/A.S.H.</b>							
<b>County: Maricopa</b>									
0010	Alhambra Aims (FMHC) 51-02	1995	\$51,895	\$353	\$403	864	D	5	
0020	Alhambra Modular Personnel Records 51-06	1989	\$110,708	\$1,100	\$1,227	1,728	D	5	
0030	Alhambra Mtr PI/Flt Mgmt 51-01	1983	\$14,415	\$189	\$208	672	D	5	
0040	I.C.E. Modular Office Building 51-04	1994	\$49,819	\$365	\$414	840	D	5	
0050	Alhambra Maint. (Mtr PI) 51-03	1989	\$48,861	\$486	\$541	600	D	5	
0060	Alhambra Modular Office 51-05	1992	\$120,223	\$1,006	\$1,132	1,334	D	5	
0070	Alhambra Laundry Connex 51-07	1990	\$5,065	\$48	\$53	320	S	2B	N
0080	Alhambra Laundry Storage 51-08	1990	\$2,955	\$28	\$31	130	S	2B	N
0090	Alhambra Yard Work Crew Connex 51-09	1990	\$5,065	\$48	\$53	320	D	5	N
0100	Alhambra Yard Work Crew Connex 51-10	1990	\$4,825	\$45	\$51	288	D	5	N
0110	Alhambra Inmate Store Connex 51-11	1990	\$5,065	\$48	\$53	320	D	5	N
0120	Alhambra Inmate Store Connex 51-12	1990	\$5,065	\$48	\$53	320	D	5	N
0130	Alhambra Administration/Landscape Shed 51-13	1992	\$2,894	\$24	\$27	130	D	5	N
0140	Alhambra Inmate Clothing Storage 51-14	1999	\$3,000	\$14	\$17	320	D	5	N
0150	Alhambra Inmate Clothing Storage 51-15	1999	\$3,000	\$14	\$17	320	D	5	N
0160	Alhambra Inmate Clothing Storage 51-16	1999	\$9,649	\$45	\$53	500	D	5	N
0170	Alhambra Inmate Clothing Storage 51-17	1999	\$2,316	\$11	\$13	120	D	5	N
0180	Alhambra M.P. Maintenance Records/Blueprint 51-18	1983	\$1,809	\$24	\$26	160	D	5	N
0190	Alhambra M.P. Spent Florescent Bulb Storage 51-19	1983	\$904	\$12	\$13	81	D	5	N
0200	Alhambra M.P. Complex Records Retention 51-20	1983	\$2,316	\$30	\$33	120	D	5	N
0210	Alhambra M.P. Welding Bay 51-21	1989	\$16,939	\$168	\$188	1,023	D	5	N
0220	Alhambra M.P. Welding Tool Shed 51-22	1983	\$1,661	\$22	\$24	100	D	5	N
1000	Aspen Portable Classroom 61-03 A	1991	\$56,703	\$504	\$565	640	D	5	
1010	Aspen Portable Classroom 61-03 B	1992	\$56,703	\$475	\$534	640	D	5	

**FY 08 Arizona Department of Administration Building System Inventory**

General Services Division

June 30, 2008

	Year	2008 Replacement Value	FY 2010 Renewal	FY 2011 Renewal	Square Feet	Classes			
						Marshall	IBC	Fire Sprklr	
<b>DC-1-001 Department of Corrections</b>		<b>ASPC-PHOENIX/A.S.H.</b>							
<b>County: Maricopa</b>									
1020	Aspen Med/Dental Treatment 61-04	1995	\$86,492	\$588	\$671	1,440	D	5	
1030	Aspen Dog Handler Office 61-05	2003	\$4,267	\$11	\$14	160	D	5	N
1040	Aspen Dog Kennel-on Slab 61-06	2003	\$5,131	\$13	\$17	459	D	5	N
2000	Mtr PI Prts/Office/Tools 71-01A	1972	\$49,820	\$938	\$1,021	2,154			
2010	Flamenco - Change Shed (Male) 81-01	2000	\$1,809	\$8	\$9	120	D	5	N
2020	Flamenco - Change Shed (Female) 81-02	2000	\$1,809	\$8	\$9	80	D	5	N
2030	Complex Administration Metal Building Warehouse 71-01	1972	\$164,806	\$3,104	\$3,378	4,337	S	2B	N
<b>Location Totals:</b>		<b>31</b>	<b>\$895,989</b>	<b>\$9,776</b>	<b>\$10,849</b>	<b>20,640</b>			
<b>DC-1-002 Department of Corrections</b>		<b>ASPC - PERRYVILLE</b>							
<b>County: Maricopa</b>									
0010	Complex Administration 01-04	1981	\$10,397,626	\$146,863	\$161,289	55,527	B	2	P
0020	Complex Maint. Bldg & Motor Pool 01-30	1990	\$1,814,929	\$17,090	\$19,104	15,000	S		Y
0030	Complex Warehouse 01-10	1982	\$692,313	\$9,417	\$10,356	20,000	C	3	Y
0040	Complex ACI Print Shop Warehouse 81-01	1985	\$258,393	\$3,109	\$3,436	6,800	S		
0050	Isolation Bldg/CDU 01-33	1991	\$1,045,947	\$9,302	\$10,430	3,850	B	1	
0060	Complex Fire House 01-11	1984	\$71,989	\$904	\$997	1,152	C	3	
0070	Water System--SP 11-08	1981	\$696,251	\$9,834	\$10,800			0	
0080	Complex Storage Building 01-12	1983	\$36,947	\$483	\$532	1,006	D	5	
0090	Female Minors Building 01-34	2001	\$267,774	\$981	\$1,187	3,500	S	2N	Y
0100	Complex ACI Print Shop/Laundry Building 81-04	1991	\$1,675,224	\$14,898	\$16,705	21,000	S		
0110	Complex ACI Garment Building 01-32	1989	\$27,194	\$270	\$301	3,500	S		
0120	Complex ACI Sewing Addition 01-35	2001	\$77,804	\$285	\$345	1,040	S		
1000	San Pedro Unit Administration 11-01	1981	\$2,480,743	\$35,040	\$38,481	15,750	B	2	

**FY 08 Arizona Department of Administration Building System Inventory**

General Services Division

June 30, 2008

	Year	2008 Replacement Value	FY 2010 Renewal	FY 2011 Renewal	Square Feet	Classes			
						Marshall	IBC	Fire Sprklr	
<b>DC-1-002 Department of Corrections</b>		<b>ASPC - PERRYVILLE</b>							
<b>County: Maricopa</b>									
1010	Water Heater Bldg 11-06	1993	\$3,283	\$26	\$29	40		0	
1020	San Pedro Restroom Bldg 11-05	1993	\$71,921	\$564	\$638	1,008	D	5	
1030	San Pedro Unit Chapel & Classrooms 11-02	1982	\$429,343	\$5,840	\$6,422	4,268	B	2	
1040	San Pedro Dining/Avocation 7 11-03	1981	\$819,378	\$11,573	\$12,710	4,738	B	2	
1050	San Pedro Unit Cell Block 8 14-01	1981	\$3,561,213	\$50,301	\$55,242	20,244	B	2	
1060	San Pedro Dining/Avocation 9 11-04	1982	\$819,378	\$11,145	\$12,256	4,738	B	2	
1070	San Pedro Unit Cell Block 10 14-02	1981	\$3,492,546	\$49,331	\$54,177	20,244	B	2	
2000	Santa Cruz Admin 11 21-01	1981	\$3,307,399	\$46,716	\$51,305	27,650	B	2	
2010	Santa Cruz Chapel/Classroom 12 21-02	1982	\$536,802	\$7,301	\$8,030	4,268	B	2	
2020	Santa Cruz Dining/Avocation 13 21-03	1982	\$819,378	\$11,145	\$12,256	4,738	B	2	
2030	Santa Cruz Unit Cell Block 14 24-01	1981	\$3,156,624	\$44,586	\$48,966	17,717	B	2	
2040	Santa Cruz Dining/Avocation 15 21-04	1981	\$819,378	\$11,573	\$12,710	4,738	B	2	
2050	Santa Cruz Unit Cell Block 16 24-02	1981	\$3,141,343	\$44,371	\$48,729	17,717	B	2	
2060	Santa Cruz Dining/Avocation 17 21-05	1982	\$819,378	\$11,145	\$12,256	4,738	B	2	
2070	Santa Cruz Unit Cell Block 18 24-03	1981	\$3,148,114	\$44,466	\$48,834	17,717	B	2	
2080	Santa Cruz Dining/Avocation 19 21-06	1982	\$819,378	\$11,145	\$12,256	4,738	B	2	
2090	Santa Cruz Unit Cell Block 20 24-04	1981	\$3,156,612	\$44,586	\$48,966	17,717	B	2	
3000	Lumley Unit Administration 21 31-01	1981	\$3,307,399	\$46,716	\$51,305	27,650	B	2	
3010	Lumley Chapel/Classroom 22 31-02	1982	\$540,022	\$7,345	\$8,078	4,268	B	2	
3020	Lumley Dining/Avocation 23 31-06	1982	\$824,294	\$11,212	\$12,330	4,738	B	2	
3030	Lumley Unit Cell Block 24 34-04	1981	\$3,154,583	\$44,558	\$48,934	17,717	B	2	
3040	Lumley Dining/Avocation 25 31-05	1982	\$824,294	\$11,212	\$12,330	4,738	B	2	
3050	Lumley Unit Cell Block 26 34-03	1981	\$3,140,715	\$44,362	\$48,719	17,717	B	2	
3060	Lumley Dining/Avocation 27 31-04	1982	\$824,294	\$11,212	\$12,330	4,738	B	2	

**FY 08 Arizona Department of Administration Building System Inventory**

General Services Division

June 30, 2008

	Year	2008 Replacement Value	FY 2010 Renewal	FY 2011 Renewal	Square Feet	Classes			
						Marshall	IBC	Fire Sprklr	
<b>DC-1-002 Department of Corrections</b>		<b>ASPC - PERRYVILLE</b>							
<b>County: Maricopa</b>									
3070	Lumley Unit Cell Block 28 34-02	1981	\$3,146,070	\$44,437	\$48,802	17,717	B	2	
3080	Lumley Dining/Avocation 29 31-03	1982	\$824,294	\$11,212	\$12,330	4,738	B	2	
3090	Lumley Unit Cell Block 30 34-01	1981	\$3,154,576	\$44,557	\$48,934	17,717	B	2	
3100	Lumley Unit Health Building 48 31-07	1993	\$55,375	\$435	\$491	1,568	D	5	
4000	Santa Maria Admin 31 41-01	1981	\$2,817,545	\$39,797	\$43,706	21,810	B	2	
4010	Santa Maria Chapel/Classrooms 32 41-02	1982	\$540,022	\$7,345	\$8,078	4,268	B	2	
4020	Santa Maria Dining/Avocation 33 41-04	1981	\$824,294	\$11,643	\$12,787	4,738	B	2	
4030	Santa Maria Unit Cell Block 34 44-01	1981	\$3,199,127	\$45,187	\$49,625	17,877	B	2	
4040	Santa Maria Dining/Avocation 35 41-03	1981	\$824,294	\$11,643	\$12,787	4,738	B	2	
4050	Santa Maria Unit Cell Block 36 44-02	1981	\$3,203,733	\$45,252	\$49,697	17,877	B	2	
4060	Santa Maria Strip 46 41-09	1994	\$57,090	\$418	\$474	360	D	5	
4070	Santa Maria Restroom 39 41-07	1996	\$71,921	\$451	\$518	1,008	D	5	
4080	Santa Maria Unit Medical Modular 41-10	1998	\$462,990	\$2,422	\$2,821	2,880	D	5	
4090	Juvenile Trailer (Modular) 45 41-08	1994	\$42,762	\$313	\$355	672	D	5	
4100	Santa Maria 21 Housing Tents 44-T	2003	\$512,594	\$1,341	\$1,704	10,752	D	5	N
4120	Piestewa Unit Administration Building 51-01	2004	\$296,719	\$621	\$822	9,332	S	2N	Y
4130	Piestewa Unit Strip Search Connex 51-04	2004	\$11,772	\$25	\$33	320	S	2N	N
4140	Piestewa Unit Dormitory Housing 54-01	2004	\$2,816,680	\$5,894	\$7,802	23,000	S	2N	Y
4150	Santa Rosa Administration Building 51-02	2004	\$3,018,487	\$6,316	\$8,361	9,332	S	2N	Y
4160	Santa Rosa Strip Search Connex 51-03	2004	\$11,772	\$25	\$33	320	S	2N	Y
4170	Santa Rosa Dormitory Housing 54-02	2004	\$3,384,949	\$7,083	\$9,376	34,500	S	2N	Y
4175	Santa Maria Tent #22 44-T22	2004	\$215,617	\$451	\$597	512	D	5	N
4176	Santa Maria Tent #23 44-T23	2004	\$215,617	\$451	\$597	512	D	5	N
4177	Santa Maria Tent #24 44-T24	2004	\$215,617	\$451	\$597	512	D	5	N

**FY 08 Arizona Department of Administration Building System Inventory**

General Services Division

June 30, 2008

		Year	2008 Replacement Value	FY 2010 Renewal	FY 2011 Renewal	Square Feet	Classes		
							Marshall	IBC	Fire Sprklr
<b>DC-1-002 Department of Corrections</b>		<b>ASPC - PERRYVILLE</b>							
<b>County: Maricopa</b>									
4178	Santa Maria Tent #25 44-T25	2004	\$215,617	\$451	\$597	512	D	5	N
4179	Santa Maria Tent #26 44-T26	2004	\$215,617	\$451	\$597	512	D	5	N
4180	Santa Maria Tent #27 44-T27	2004	\$215,617	\$451	\$597	512	D	5	N
4181	Santa Maria Tent #28 44-T28	2004	\$215,617	\$451	\$597	512	D	5	N
4182	Santa Maria Tent #29 44-T29	2004	\$215,617	\$451	\$597	512	D	5	N
<b>Location Totals:</b>		<b>66</b>	<b>\$92,082,199</b>	<b>\$1,120,933</b>	<b>\$1,238,082</b>	<b>616,329</b>			
<b>DC-1-005 Department of Corrections</b>		<b>ASPC - YUMA</b>							
<b>County: Yuma</b>									
0010	Cocopah Administration 11-01	1987	\$3,980,324	\$43,727	\$48,512	19,666	C	3	
0020	Complex Maintenance Building 01-07	1987	\$718,645	\$7,895	\$8,759	8,000	C	3	N
0030	Cocopah Housing Unit 3 14-01	1987	\$1,373,620	\$15,090	\$16,742	12,340	C	3	
0040	Cocopah Housing Unit 4 14-02	1987	\$1,234,001	\$13,557	\$15,040	12,340	C	3	
0050	Cocopah Housing Unit 5 14-03	1987	\$688,960	\$7,569	\$8,397	6,870	C	3	
0060	Complex Water/Waste Treatment 01-06	1987	\$931,245	\$10,231	\$11,350	0		0	N
0070	Complex Traffic Control Station 01-27	1998	\$42,810	\$224	\$261	150	C	3	N
0080	Complex Welding Shop 01-08	1991	\$94,677	\$842	\$944	1,600	C	3	N
0090	Complex Fuel Station 01-09	1991	\$77,059	\$685	\$768	720	S		
0100	Complex Wash Rack 01-10	1991	\$35,226	\$313	\$351	800	S		N
0110	Complex Strip Building 01-11	1991	\$17,618	\$157	\$176	200	D	5	N
0120	Complex Maintenance Records 01-12	1991	\$17,618	\$157	\$176	200	D	5	N
0130	Complex Gate House 01-13	1992	\$3,523	\$29	\$33	80	D	5	
0150	Cocopah Ramada Exercise 11-02	1992	\$28,533	\$239	\$269	1,296	S		N
0160	Cocopah Modular Health Unit 11-03	1995	\$166,307	\$1,131	\$1,290	1,440	D	5	N

**FY 08 Arizona Department of Administration Building System Inventory**

General Services Division

June 30, 2008

	Year	2008 Replacement Value	FY 2010 Renewal	FY 2011 Renewal	Square Feet	Classes			
						Marshall	IBC	Fire Sprklr	
<b>DC-1-005 Department of Corrections</b>		<b>ASPC - YUMA</b>							
<b>County: Yuma</b>									
0170	Cocopah Modular Law Library 11-04	1995	\$166,307	\$1,131	\$1,290	1,440	D	5	N
1000	Cheyenne Unit Administration 21-01	1996	\$2,463,680	\$15,466	\$17,744	19,954	C	3	Y
1010	Cheyenne Kitchen/Dining/Yard Office 21-02	1996	\$2,861,084	\$17,961	\$20,606	20,435	C	3	Y
1020	Cheyenne CDU/Lock-up 21-03	1996	\$2,219,179	\$13,931	\$15,983	10,228	C	3	Y
1030	Cheyenne Dormitory #4 24-01	1996	\$1,900,846	\$11,933	\$13,690	9,927	C	3	Y
1040	Cheyenne Dormitory #5 24-02	1996	\$1,900,846	\$11,933	\$13,690	9,927	C	3	Y
1050	Cheyenne Dormitory #6 24-03	1996	\$1,900,846	\$11,933	\$13,690	9,927	C	3	Y
1060	Cheyenne Dormitory #7 24-04	1996	\$1,900,846	\$11,933	\$13,690	9,927	C	3	Y
1070	Cheyenne Dormitory #8 24-05	1996	\$1,900,846	\$11,933	\$13,690	9,927	C	3	Y
1080	Cheyenne Dormitory #9 24-06	1996	\$1,900,846	\$11,933	\$13,690	9,927	C	3	Y
1090	Cheyenne Dormitory #10 24-07	1996	\$1,900,846	\$11,933	\$13,690	9,927	C	3	Y
1100	Cheyenne Dormitory #11 24-08	1996	\$1,900,846	\$11,933	\$13,690	9,927	C	3	Y
1110	Cheyenne Health Unit 21-04	1996	\$948,197	\$5,952	\$6,829	3,915	C	3	Y
1120	Cheyenne Sallyport/Guard Station 21-05	1996	\$103,079	\$647	\$742	264	C	3	Y
1130	Cheyenne Vocational Education 21-07	1996	\$2,531,397	\$15,891	\$18,231	28,890	C	3	Y
2000	Dakota Administration Building 31-01	1998	\$1,787,440	\$9,351	\$10,893	12,930	C	3	Y
2010	Dakota Kitchen/Dining/Mail/Property 31-02	1998	\$3,934,890	\$20,585	\$23,979	28,912	C	3	Y
2020	Dakota CDU/Lock-up 31-03	1998	\$3,501,252	\$18,316	\$21,337	16,746	C	3	Y
2030	Dakota Yard Control 31-04	1998	\$136,315	\$713	\$831	992	C	3	Y
2040	Dakota Dormitory #5 (E-1) 34-01	1998	\$5,106,723	\$26,715	\$31,121	35,749	C	3	Y
2050	Dakota Dormitory #6 (E-2) 34-02	1998	\$5,106,723	\$26,715	\$31,121	35,749	C	3	Y
2060	Dakota Dormitory #7 (E-3) 34-03	1998	\$5,106,723	\$26,715	\$31,121	35,749	C	3	Y
2070	Dakota Dormitory #8 (E-4) 34-04	1998	\$5,106,723	\$26,715	\$31,121	35,749	C	3	Y
2080	Dakota Medical Building 9 31-05	1998	\$884,408	\$4,627	\$5,390	6,282	C	3	Y

**FY 08 Arizona Department of Administration Building System Inventory**

General Services Division

June 30, 2008

	Year	2008 Replacement Value	FY 2010 Renewal	FY 2011 Renewal	Square Feet	Classes			
						Marshall	IBC	Fire Sprklr	
<b>DC-1-005 Department of Corrections</b>		<b>ASPC - YUMA</b>							
<b>County: Yuma</b>									
2090	Dakota ACI/VTS Building #10 31-06	1998	\$4,001,396	\$20,933	\$24,385	29,119	C	3	Y
2100	Dakota Sallyport Bldg. 11 31-07	1998	\$48,661	\$255	\$297	352	C	3	Y
2900	Complex Administration 01-01	1998	\$1,904,392	\$9,963	\$11,605	13,776	C	3	Y
2910	Complex Business Modular Bldg. 01-02	1997	\$344,019	\$1,980	\$2,287	2,520	D	5	
2920	Complex Warehouse 01-04	1996	\$1,545,410	\$9,702	\$11,130	20,060	C	3	Y
2930	Complex Maintenance Shop 01-03	1998	\$2,057,922	\$10,766	\$12,541	14,887	C	3	Y
2940	Complex Lamp Storage 01-14	1987	\$5,858	\$64	\$71	64	C	3	N
2950	Complex Tool Room 01-15	1987	\$8,787	\$97	\$107	96	D	5	N
2960	Complex Wastewater Facility 01-16	1987	\$14,732	\$162	\$180	160		0	N
2970	Complex Wastewater Storage #1 01-17	1996	\$7,323	\$46	\$53	80		0	N
2980	Complex Wastewater Storage #2 01-18	1996	\$7,323	\$46	\$53	80		0	N
2990	Complex Wastewater Chlorine Bldg 01-19	1996	\$9,153	\$57	\$66	100	C	3	N
3000	Complex Tank Farm Chlorine Bldg 01-20	1996	\$9,153	\$57	\$66	100	C	3	N
3010	Complex K-9 Kennel 01-21	1998	\$170,805	\$894	\$1,041	1,872	C	3	
3020	Complex Hay Barn 01-22	1998	\$161,093	\$843	\$982	1,760	D	5	
3030	Cheyenne Strip Shack	1996	\$18,415	\$116	\$133	200	D	5	
3040	Complex Armory Quonset Hut 01-24	1996	\$65,901	\$414	\$475	720	D	5	
3050	Complex Business Office Storage 01-25	1996	\$9,153	\$57	\$66	100	D	5	
3060	Complex Firing Range Opr. 01-26	1996	\$32,951	\$207	\$237	360	D	5	
3070	Cocopah Tent #1 14-T1	2003	\$60,016	\$157	\$199	512	D	5	N
3071	Cocopah Tent #2 14-T2	2003	\$60,016	\$157	\$199	512	D	5	N
3072	Cocopah Tent #3 14-T3	2003	\$60,016	\$157	\$199	512	D	5	N
3073	Cocopah Tent #4 14-T4	2003	\$60,016	\$157	\$199	512	D	5	N
3074	Cocopah Tent #5 14-T5	2003	\$60,016	\$157	\$199	512	D	5	N

**FY 08 Arizona Department of Administration Building System Inventory**

General Services Division

June 30, 2008

	Year	2008 Replacement Value	FY 2010 Renewal	FY 2011 Renewal	Square Feet	Classes			
						Marshall	IBC	Fire Sprklr	
<b>DC-1-005 Department of Corrections</b>		<b>ASPC - YUMA</b>							
<b>Location Totals:</b>		<b>63</b>	<b>\$77,303,588</b>	<b>\$486,182</b>	<b>\$557,694</b>	<b>528,068</b>			
<b>DC-1-006 Department of Corrections</b>		<b>ASPC - LEWIS</b>							
<b>County: Maricopa</b>									
0010	Complex Administration 01-01	1998	\$1,904,392	\$9,963	\$11,605	13,776	C	3	Y
0020	Staff Training Building 01-04	1999	\$487,157	\$2,294	\$2,699	3,524	C	3	Y
0030	Complex Warehouse 01-07	1998	\$5,892,332	\$30,825	\$35,908	42,624	C	3	Y
0040	Complex Vehicle Maintenance Shop 01-02	1998	\$1,313,279	\$6,870	\$8,003	9,500	C	3	Y
0050	Complex Maintenance Shop 01-03	1999	\$2,057,922	\$9,689	\$11,401	14,887	C	3	Y
0060	Visitor Processing Center 01-08	1998	\$841,742	\$4,403	\$5,130	6,089	C	3	Y
0070	Complex South Sallyport 01-09	1998	\$48,661	\$255	\$297	352	C	3	
0080	Complex Inmate Processing Cntr. 01-06	1998	\$603,830	\$3,159	\$3,680	4,368	C	3	Y
0090	Complex Medical Building 01-05	1998	\$3,630,049	\$18,990	\$22,122	22,885	C	3	Y
0100	Water Well and Storage Tanks 01-10	1998	\$7,880,786	\$41,227	\$48,026		S	0	
0110	Water Treatment Building 01-11	1998	\$1,363,818	\$7,135	\$8,311	8,528	S	2N	Y
0120	Water Pump Canopy 01-12	1998	\$52,217	\$273	\$318	432	S	2N	
0130	Waste Water Treatment Plant 01-13	1998	\$10,987,724	\$57,481	\$66,959		C	0	
0140	WWTP--Blower Building 01-14	1998	\$460,576	\$2,409	\$2,807	2,880	S	2N	
0150	WWTP--Operations Building 01-15	1998	\$199,584	\$1,044	\$1,216	1,248	S	2N	Y
0160	Complex North Sallyport 01-16	1999	\$48,661	\$229	\$270	352	C	3	Y
0170	WWTP Laundry/Shower/Restroom 01-18	2000	\$29,088	\$122	\$145	360	C	3	
0180	WWTP Filter Canopy 01-23	2000	\$41,163	\$172	\$205	2,040			
0190	Dog Kennel & Storage Building 01-19	2000	\$41,002	\$172	\$204	1,060	C	3	
0220	Bus Barn 01-20	2000	\$102,908	\$431	\$513	5,100	S	2N	
0230	Complex Staff Exercise Building 01-21	2000	\$354,409	\$1,483	\$1,767	2,600	C	3	

**FY 08 Arizona Department of Administration Building System Inventory**

General Services Division

June 30, 2008

	Year	2008 Replacement Value	FY 2010 Renewal	FY 2011 Renewal	Square Feet	Classes			
						Marshall	IBC	Fire Sprklr	
<b>DC-1-006 Department of Corrections</b>		<b>ASPC - LEWIS</b>							
<b>County: Maricopa</b>									
0240	Green House 21-07	2001	\$15,750	\$58	\$70	190	D	5	
0260	Modular (Ed/Religion) 01-17	2000	\$64,227	\$269	\$320	1,440	D	5	
0270	Log Pole Building 01-25	2002	\$17,861	\$56	\$69	2,160	D	5	N
0280	Visitation Canopies (8 each) 01-26	2002	\$6,615	\$21	\$26	800	C	3	N
0290	Traffic Control Officers Station 01-27	2004	\$43,067	\$90	\$119	150	C	3	N
1010	Morey Unit Administration Building 11-01	1999	\$1,787,440	\$8,416	\$9,902	12,930	C	3	Y
1020	Kitchen/Dining/Mail/Prop 11-02	1999	\$3,958,499	\$18,638	\$21,930	28,912	C	3	Y
1030	Morey Unit CDU/Lock-up 11-03	1999	\$3,522,260	\$16,584	\$19,513	16,746	C	3	Y
1040	Yard Control Building 11-04	1999	\$137,132	\$646	\$760	992	C	3	Y
1050	Housing Unit 1 14-01	1999	\$5,137,364	\$24,188	\$28,461	35,749	C	3	Y
1060	Housing Unit 2 14-02	1999	\$5,137,364	\$24,188	\$28,461	35,749	C	3	Y
1070	Housing Unit 3 14-03	1999	\$5,137,364	\$24,188	\$28,461	35,749	C	3	Y
1080	Housing Unit 4 14-04	1999	\$5,137,364	\$24,188	\$28,461	35,749	C	3	Y
1100	ACI/VTS Building 11-05	1999	\$4,025,404	\$18,953	\$22,301	29,119	C	3	Y
1110	Morey Unit Sallyport Building 11-06	1999	\$48,661	\$229	\$270	352	C	3	Y
1130	Canopies (6 each) 11-07	2002	\$6,694	\$21	\$26	600		3	
2010	Stiner Administration Building 21-01	1998	\$1,787,440	\$9,351	\$10,893	12,930	C	3	Y
2020	Kitchen/Dining/Mail/Property 21-02	1998	\$3,958,499	\$20,708	\$24,123	28,912	C	3	Y
2030	Complex/Stiner-CDU/Lock-up 21-06	1998	\$3,522,260	\$18,426	\$21,465	16,746	C	3	Y
2040	Yard Control 21-03	1998	\$137,132	\$717	\$836	992	C	3	Y
2050	Dormitory HU 1 24-01	1998	\$2,169,119	\$11,347	\$13,219	15,208	C	3	Y
2060	Dormitory HU 2 24-02	1998	\$2,169,119	\$11,347	\$13,219	15,208	C	3	Y
2070	Dormitory HU 3 24-03	1998	\$2,169,119	\$11,347	\$13,219	15,208	C	3	Y
2080	Dormitory HU 4 24-04	1998	\$2,169,119	\$11,347	\$13,219	15,208	C	3	Y

**FY 08 Arizona Department of Administration Building System Inventory**

General Services Division

June 30, 2008

	Year	2008 Replacement Value	FY 2010 Renewal	FY 2011 Renewal	Square Feet	Classes			
						Marshall	IBC	Fire Sprklr	
<b>DC-1-006 Department of Corrections</b>		<b>ASPC - LEWIS</b>							
<b>County: Maricopa</b>									
2090	Dormitory Housing Unit 5 24-05	1998	\$2,169,119	\$11,347	\$13,219	15,208	C	3	Y
2100	Dormitory Housing Unit 6 24-06	1998	\$2,169,119	\$11,347	\$13,219	15,208	C	3	Y
2110	ACI/VTs Building 21-05	1998	\$4,025,404	\$21,058	\$24,531	29,121	C	3	Y
2120	Stiner Sallyport Building 21-04	1998	\$48,661	\$255	\$297	352	C	3	Y
3010	Buckley Administration 31-01	1999	\$1,787,440	\$8,416	\$9,902	12,930	C	3	Y
3020	Kitchen/Dining/Mail/Prop 31-02	1999	\$3,958,499	\$18,638	\$21,930	28,912	C	3	Y
3040	Yard Control Building 31-03	1999	\$137,132	\$646	\$760	992	C	3	Y
3050	Housing Unit 1 34-01	1999	\$5,137,364	\$24,188	\$28,461	35,749	C	3	Y
3060	Housing Unit 2 34-02	1999	\$5,137,364	\$24,188	\$28,461	35,749	C	3	Y
3070	Housing Unit 3 34-03	1999	\$5,137,364	\$24,188	\$28,461	35,749	C	3	Y
3080	Housing Unit 4 34-04	1999	\$5,137,364	\$24,188	\$28,461	35,749	C	3	Y
3100	ACI/VTs Building 31-04	1999	\$4,025,404	\$18,953	\$22,301	29,121	C	3	Y
3110	Buckley Unit Sallyport 31-05	1999	\$48,661	\$229	\$270	352	C	3	Y
4010	Barchey Administration 41-01	1999	\$1,787,440	\$8,416	\$9,902	12,930	C	3	Y
4020	Kitchen/Dining/Mail/Prop 41-02	1999	\$3,958,499	\$18,638	\$21,930	28,912	C	3	Y
4040	Yard Control Building 41-03	1999	\$137,132	\$646	\$760	992	C	3	Y
4050	Dormitory Housing Unit 1 44-01	1999	\$2,169,119	\$10,213	\$12,017	15,208	C	3	Y
4060	Dormitory Housing Unit 2 44-02	1999	\$2,169,119	\$10,213	\$12,017	15,208	C	3	Y
4070	Dormitory Housing Unit 3 44-03	1999	\$2,169,119	\$10,213	\$12,017	15,208	C	3	Y
4080	Dormitory Housing Unit 4 44-04	1999	\$2,169,119	\$10,213	\$12,017	15,208	C	3	Y
4090	Dormitory Housing Unit 5 44-05	1999	\$2,169,119	\$10,213	\$12,017	15,208	C	3	Y
4100	Dormitory Housing Unit 6 44-06	1999	\$2,169,119	\$10,213	\$12,017	15,208	C	3	Y
4110	ACI/VTs Building 41-04	1999	\$4,025,404	\$18,953	\$22,301	29,121	C	3	Y
4120	Barchey Unit Sallyport 41-05	1999	\$48,661	\$229	\$270	352	C	3	Y

**FY 08 Arizona Department of Administration Building System Inventory**

General Services Division

June 30, 2008

	Year	2008 Replacement Value	FY 2010 Renewal	FY 2011 Renewal	Square Feet	Classes			
						Marshall	IBC	Fire Sprklr	
<b>DC-1-006 Department of Corrections</b>		<b>ASPC - LEWIS</b>							
<b>County: Maricopa</b>									
4130	Canopies (14 each) 41-06	2002	\$12,433	\$39	\$48	1,400	C	3	
5010	Rast Unit Administration 51-01	2000	\$1,726,995	\$7,228	\$8,611	12,930	C	3	Y
5020	Kitchen/Dining Building 51-02	2000	\$3,824,636	\$16,006	\$19,070	28,912	C	3	
5030	CDU/Lock-up 54-02	2000	\$4,963,637	\$20,773	\$24,749	35,749	C	3	
5040	Yard Control Building 51-04	2000	\$132,496	\$555	\$661	992	C	3	
5050	Housing Unit 1 54-01	2000	\$4,963,637	\$20,773	\$24,749	35,749	C	3	
5110	Rast Unit Sallyport Building 51-06	2000	\$47,015	\$197	\$234	352	C	3	Y
6010	Bachman Unit Administration 61-01	2000	\$1,726,995	\$7,228	\$8,611	12,930	C	3	
6020	Kitchen/Dining Building 61-02	2000	\$3,824,636	\$16,006	\$19,070	28,912	C	3	Y
6030	CDU/Lock-up 61-06	2000	\$3,403,150	\$14,243	\$16,968	16,746	C	3	
6040	Yard Control Building 61-03	2000	\$132,496	\$555	\$661	992	C	3	
6050	Dormitory Housing Unit 5 64-05	2000	\$2,095,728	\$8,771	\$10,449	15,208	C	3	Y
6060	Dormitory Housing Unit 2 64-02	2000	\$2,095,767	\$8,771	\$10,450	15,208	C	3	
6070	Dormitory Housing Unit 3 64-03	2000	\$2,095,767	\$8,771	\$10,450	15,208	C	3	
6080	Dormitory Housing Unit 4 64-04	2000	\$2,095,767	\$8,771	\$10,450	15,208	C	3	
6100	ACI/VTS Building 61-05	2000	\$2,600,244	\$10,882	\$12,965	19,468	C	3	
6110	Bachman Unit Sallyport 61-04	2000	\$47,015	\$197	\$234	352	C	3	
6130	Canopies (10 each) 61-07	2002	\$8,341	\$26	\$32	1,000	C	3	
6140	Canopies (12 each) 21-08	2002	\$12,433	\$39	\$48	1,200	C	3	
6150	Canopies (10 each) 31-06	2002	\$10,957	\$34	\$42	1,000	C	3	
6160	Canopies (4 each) 54-03	2003	\$4,782	\$13	\$16	400	C	3	
<b>Location Totals:</b>		<b>90</b>	<b>\$188,321,844</b>	<b>\$899,623</b>	<b>\$1,057,031</b>	<b>1,199,067</b>			

## FY 08 Arizona Department of Administration Building System Inventory

General Services Division

June 30, 2008

	Year	2008 Replacement Value	FY 2010 Renewal	FY 2011 Renewal	Square Feet	Classes			
						Marshall	IBC	Fire Sprklr	
<b>DC-2-001 Department of Corrections</b>		<b>ASPC - FLORENCE</b>							
<b>County: Pinal</b>									
0010	Old Administration Building 50-CS-01	1908	\$2,285,046	\$59,770	\$63,296	14,295	C	3	
0020	New Administration Building 50-CS-02	1974	\$2,020,896	\$35,945	\$39,185	9,282	C	3	
0030	Pharmacy/Training 50-CS-16	1993	\$544,099	\$4,270	\$4,823	2,800	C	3	Y
0060	TSU Storage Building 50-CS-07	1908	\$102,240	\$2,674	\$2,832	3,368	C	3	
0080	Training Office 50-CS-09	1908	\$808,450	\$21,147	\$22,394	8,088	C	3	
0090	Storage Building 50-CI-36	1908	\$19,746	\$516	\$547	240	C	3	
0100	Main Traffic Control 50-CS-46	1957	\$7,286	\$191	\$202	140	D	5	
0110	Visitor Shade Canopy 50-CS-18	2000	\$37,506	\$157	\$187	1,680	S	2N	
0160	Mtrl LayDown Shed(27) 50-CS-49	1999	\$44,335	\$209	\$246	10,240	S	2N	
0170	Commercial Traffic Control 50-CS-47	1990	\$1,368	\$13	\$14	105	D	5	
0180	Wardens Carport 50-CS-66	1978	\$10,156	\$159	\$174	319	C	3	
0190	Engineering Bldg 50-CS-17	1993	\$1,081,524	\$8,487	\$9,587	20,425	S	2N	Y
0200	ACI Furniture Factory 50-CI-15	1999	\$1,205,469	\$5,676	\$6,678	20,160	S	2N	Y
0210	Slaughter House 50-CI-22	1971	\$350,068	\$6,776	\$7,370	2,646	C	3	
0220	ACI Warehouse 50-CI-17	1982	\$2,653,661	\$36,094	\$39,694	32,360	C	5	
0230	Vehicle Maintenance Garage 50-CI-28	1986	\$513,469	\$5,910	\$6,543	11,375	C	3	
0240	Maintenance Connex Storage 50-CS-64	1999	\$13,136	\$62	\$73	960	S	2N	
0260	ACI Outlet Store 50-CI-14	1995	\$9,469	\$64	\$73	1,170	D	5	
0270	Rush Trailer 50-CS-53	1996	\$11,894	\$75	\$86	864	D	5	
0280	Storage Building 50-CI-19	1960	\$13,290	\$334	\$361	680	C	3	
0290	Stables - North 50-CI-20	1960	\$67,473	\$1,694	\$1,832	5,060	C	3	
0300	Stables - South 50-CI-21	1960	\$67,473	\$1,694	\$1,832	5,060	C	3	
0340	Office Record Storage 50-CI-29	1971	\$121,384	\$2,350	\$2,555	3,390	C	3	
0450	Fuel Storage Facility 50-CI-34	1991	\$243,648	\$2,167	\$2,430	0		0	

## FY 08 Arizona Department of Administration Building System Inventory

General Services Division

June 30, 2008

	Year	2008 Replacement Value	FY 2010 Renewal	FY 2011 Renewal	Square Feet	Classes		
						Marshall	IBC	Fire Sprklr
<b>DC-2-001 Department of Corrections</b>		<b>ASPC - FLORENCE</b>						
<b>County: Pinal</b>								
0460	State Warehouse 50-CS-05	1986	\$972,083	\$11,188	\$12,386	17,930	C	3
0470	SMU Warehouse 50-CS-06	1986	\$295,569	\$3,402	\$3,766	4,800	C	3
0550	Steam and Ice Plant 50-CS-12	1956	\$460,887	\$12,055	\$12,767	4,386	C	3
0570	Records Storage Building 50-CS-52	1977	\$329,217	\$5,339	\$5,836	4,000	S	2N
0580	Education ETV 50-CS-08	1986	\$169,445	\$1,950	\$2,159	3,200	S	2N
0710	Emergency Water Pump 50-CS-65	1974	\$3,001	\$53	\$58	100	D	5
0730	Tower 12 (AG. Field) 50-CS-30	1987	\$193,841	\$2,130	\$2,363	169	S	2N
0740	Tower 8 (AG. Field) 50-CS-29	1987	\$193,841	\$2,130	\$2,363	169	S	2N
0980	Furniture Factory Fence 50-CI-16	1998	\$150,798	\$789	\$919		S	2N
1000	Wardens Residence 1 50-SH-01	1939	\$242,268	\$6,337	\$6,711	3,022	C	3
1010	Wardens Garage 1 50-SH-03	1939	\$32,221	\$843	\$893	854	C	3
1020	Wardens Guest House 50-SH-02	1962	\$56,394	\$1,357	\$1,468	826	C	3
1030	Wardens Garage 2 50-SH-29	1984	\$18,109	\$227	\$251	480	S	2N
1040	Residence 4 50-SH-04	1929	\$94,178	\$2,463	\$2,609	1,565	C	3
1050	Residence Garage 4 50-SH-05	1929	\$16,606	\$434	\$460	656	C	3
1060	Residence 3 50-SH-06	1929	\$94,178	\$2,463	\$2,609	1,565	C	3
1070	Residence Garage 3 50-SH-07	1929	\$10,563	\$276	\$293	480	C	3
1080	Residence 2 50-SH-08	1929	\$160,653	\$4,202	\$4,450	2,262	C	3
1100	Residence Garage 2 50-SH-10	1953	\$10,060	\$263	\$279	532	D	5
1110	FloEyman Personnel Building 50-SH-11	1953	\$153,617	\$4,018	\$4,255	3,006	C	3
1120	Residence 6 50-SH-12	1953	\$153,617	\$4,018	\$4,255	2,382	C	3
1130	Residence 7 50-SH-13	1953	\$142,531	\$3,728	\$3,948	2,180	C	3
1140	Residence 8 50-SH-14	1963	\$142,531	\$3,355	\$3,632	2,180	C	3
1150	Residence 9 50-SH-15	1963	\$148,074	\$3,486	\$3,774	2,104	C	3

**FY 08 Arizona Department of Administration Building System Inventory**

General Services Division

June 30, 2008

		Year	2008 Replacement Value	FY 2010 Renewal	FY 2011 Renewal	Square Feet	Classes		
							Marshall	IBC	Fire Sprklr
<b>DC-2-001 Department of Corrections</b>		<b>ASPC - FLORENCE</b>							
<b>County: Pinal</b>									
1160	Residence 10 50-SH-16	1963	\$148,074	\$3,486	\$3,774	2,104	C	3	
1170	Residence 11 50-SH-17	1963	\$148,074	\$3,486	\$3,774	2,104	C	3	
1200	NROD Office 50-CS-62	1956	\$95,692	\$2,503	\$2,651	1,548	D	5	
1210	NROD Storage 50-CS-63	2001	\$16,831	\$62	\$75	680	D	5	
1400	Apartments 22&23 50-SH-18	1967	\$255,871	\$5,488	\$5,954	4,065	C	3	
1410	Apartments 20&21 50-SH-19	1967	\$255,871	\$5,488	\$5,954	4,065	C	3	
1420	Apartments 18&19 50-SH-20	1967	\$255,871	\$5,488	\$5,954	4,065	C	3	
1430	Apartments 13-17 50-SH-21	1967	\$401,447	\$8,610	\$9,341	4,880	C	3	
1440	Apartments 10-12 50-SH-22	1967	\$215,571	\$4,624	\$5,016	2,668	C	3	
1450	Apartments 07-09 50-SH-23	1967	\$215,571	\$4,624	\$5,016	2,659	C	3	
1460	Apartments 05&06 50-SH-24	1967	\$169,729	\$3,640	\$3,949	2,210	C	3	
1470	Apartments 03&04 50-SH-27	1967	\$169,729	\$3,640	\$3,949	2,000	C	3	
1480	Apartments 01&02 50-SH-28	1967	\$148,074	\$3,176	\$3,445	1,885	C	3	
1600	Residence 50-CI-11	1956	\$148,074	\$3,873	\$4,102	3,136	C	3	
1610	Farm Office/Dormitory 50-CI-07	1956	\$179,303	\$4,690	\$4,967	2,560	C	3	
1620	Implement Shed 50-CI-32	1984	\$125,144	\$1,571	\$1,733	2,700	C	3	
1630	Dairy Scales 50-CI-31	1956	\$18,790	\$491	\$520	280	C	3	
1650	Grain Storage Bins 50-CI-33	1983	\$12,341	\$161	\$178	3,200	S	2N	
1660	Feed & Grain Storage 50-CI-09	1984	\$47,280	\$594	\$655	1,080	D	5	
1670	Hog Barns 50-CI-10	1956	\$253,081	\$6,620	\$7,010	9,864	D	5	
1680	Dairy Hay Shed 50-CI-04	1975	\$166,258	\$2,870	\$3,132	3,888	S	2N	
1690	Farm Shop 50-CI-13	1983	\$59,866	\$783	\$862	5,000	D	5	
2000	Cell Block 2 50-CU-01	1930	\$6,009,327	\$157,185	\$166,459	42,112	B	2	
2010	Kitchen/Dining 50-CU-03	1975	\$3,341,639	\$57,688	\$62,943	13,436	B	2	

**FY 08 Arizona Department of Administration Building System Inventory**

General Services Division

June 30, 2008

	Year	2008 Replacement Value	FY 2010 Renewal	FY 2011 Renewal	Square Feet	Classes			
						Marshall	IBC	Fire Sprklr	
<b>DC-2-001 Department of Corrections</b>		<b>ASPC - FLORENCE</b>							
<b>County: Pinal</b>									
2020	Health Unit Lab 50-CU-12	1992	\$450,266	\$3,769	\$4,241	4,320	D	5	
2030	Cell Block 3 50-CU-04	1960	\$9,432,089	\$236,845	\$256,045	10,746	B	2	
2040	CB-1/Yard Office 50-CU-05	1966	\$7,976,847	\$175,265	\$190,025	21,000	B	2	
2050	Cell Block 4 50-CU-06	1963	\$12,396,457	\$291,827	\$315,913	11,000	B	2	
2060	Death House 50-CU-07	1949	\$134,479	\$3,518	\$3,725	1,437	C	3	
2070	New Maintenance Area 50-CU-02	1908	\$1,324,762	\$34,652	\$36,696	7,500	B	2	
2080	Housing Dormitory 8 50-CU-11	1992	\$274,340	\$2,296	\$2,584	2,880	D	5	Y
2090	Infirmary 50-CU-08	1974	\$1,250,062	\$22,234	\$24,239	7,525	B	2	
2100	Wheelhouse (Receiving) 50-CS-21	1957	\$7,285	\$191	\$202	140		3	
2110	Central Unit Yard Tower 13 50-CS-31	1987	\$426,951	\$4,690	\$5,204	211	S	2N	
2130	Diesel Plant, A-Visitation 50-CS-04	1908	\$1,290,503	\$33,756	\$35,747	8,726	C	3	
2140	Mailroom, B-Visitation 50-CS-03	1908	\$266,449	\$6,969	\$7,381	6,414	C	3	
2150	Restroom/Recreation Shack 50-CU-13	1957	\$42,801	\$1,120	\$1,186	888	C	3	
2160	Rrestroom/Recreation Shack 50-CU-13	1973	\$93,537	\$1,713	\$1,866	911	C	3	
2170	Sallyport Gate Main Receiving 50-CS-19	1957	\$21,643	\$566	\$600	376	C	3	
2180	Hlth Holding Cubicles 50-CU-21	2001	\$25,657	\$94	\$114	5,000	S	2N	
2190	Wall, Fencing & Tower 1-7 50-CS-22--28	1908	\$3,126,057	\$81,768	\$86,592	964	S	2N	
2200	General Services Building 50-CU-09	1973	\$2,371,488	\$43,421	\$47,297	13,448	C	3	
2240	Health Unit Administration 50-CU-16	1992	\$136,142	\$1,140	\$1,282	1,440	D	5	
2250	Cellblock 5-7 50-CU-10	1980	\$19,844,380	\$290,677	\$318,821	77,352	A	1	
2260	Cubicles CB1 & 3 (26) 50-CU-19	2001	\$37,235	\$136	\$165	2,700	S	2N	
2270	Exercise Cubicles 50-CU-20	2000	\$85,523	\$358	\$426	5,000	S	2N	
3000	ACI Office 50-IY-02	1969	\$56,394	\$1,151	\$1,250	950	C	3	
3010	Industrial Building/Wood/Ref. 50-IY-03	1966	\$800,394	\$17,586	\$19,067	7,849	B	2	

**FY 08 Arizona Department of Administration Building System Inventory**

General Services Division

June 30, 2008

	Year	2008 Replacement Value	FY 2010 Renewal	FY 2011 Renewal	Square Feet	Classes		
						Marshall	IBC	Fire Sprklr
<b>DC-2-001 Department of Corrections</b>		<b>ASPC - FLORENCE</b>						
<b>County: Pinal</b>								
3020	Laundry/Wood/Metal/Ref. 50-IY-04	1960	\$921,285	\$23,134	\$25,009	9,580	C	3
3030	Wood, Fabrication & Tag Shop 50-IY-01	1908	\$2,263,694	\$59,211	\$62,705	32,719	C	3
3040	Cabinet Shop 50-IY-05	1978	\$222,538	\$3,493	\$3,822	4,000	S	2N
3060	Indust Yard Gate 5 50-CS-42	1957	\$71,012	\$1,857	\$1,967	1,280	C	3
3070	ACI TAG Building 50-IY-06	1999	\$973,950	\$4,586	\$5,396	40,000	C	3
4000	EU Admin Hut and Canopy 50-EU-002	1983	\$107,139	\$1,401	\$1,543	2,001	D	5
4010	Visitors Lobby Hut and Canopy 50-EU-001	1983	\$49,330	\$645	\$711	1,243	D	5
4020	Records/Command Center Hut 50-EU-003	1983	\$36,214	\$474	\$522	1,006	D	5
4030	Detention building 50-EU-014	1983	\$1,578,574	\$20,645	\$22,738	4,405	B	2
4040	Classroom Masonry 50-EU-012	1983	\$37,052	\$485	\$534	1,006	D	5
4050	Electric Shop 50-EU-013	1983	\$37,052	\$485	\$534	1,006	D	5
4060	Sanitation Building 50-EU-033	1985	\$35,465	\$427	\$472	1,006	D	5
4070	Tool Room 50-EU-011	1983	\$46,307	\$606	\$667	1,006	D	5
4080	Maintenance Shop 50-EU-015	1983	\$43,589	\$570	\$628	1,406	D	5
4090	Maintenance Hut 50-EU-016	1983	\$34,531	\$452	\$497	1,006	D	5
4100	Kitchen/Dining Building 50-EU-018	1983	\$925,727	\$12,107	\$13,334	6,911	D	5
4110	Classroom Plumbing 50-EU-017	1983	\$37,528	\$491	\$541	1,006	D	5
4120	Inmate Restrooms 50-EU-099	1983	\$61,018	\$798	\$879	1,006	D	5
4130	Disciplinary 50-EU-009	1983	\$97,453	\$1,275	\$1,404	2,012	D	5
4140	Count Movement/WIPP 50-EU-008	1983	\$40,931	\$535	\$590	1,563	D	5
4150	Visitors Shade Canopy 50-EU-101	1997	\$49,831	\$287	\$331	2,500	S	2N
4160	Visitors Restrooms 50-EU-007	1983	\$59,375	\$777	\$855	481	C	3
4170	Clothing & Property Room 50-EU-029	1983	\$35,465	\$464	\$511	1,006	D	5
4180	East Unit Control Building 50-EU-005	1983	\$640,034	\$8,371	\$9,219	1,786	C	3

## FY 08 Arizona Department of Administration Building System Inventory

General Services Division

June 30, 2008

	Year	2008 Replacement Value	FY 2010 Renewal	FY 2011 Renewal	Square Feet	Classes			
						Marshall	IBC	Fire Sprklr	
<b>DC-2-001 Department of Corrections</b>		<b>ASPC - FLORENCE</b>							
<b>County: Pinal</b>									
4190	Inmate Store 50-EU-019	1983	\$115,114	\$1,506	\$1,658	1,006	D	5	
4200	Cluster Rr/Shwr Huts 50-EU-020	1983	\$582,983	\$7,625	\$8,397	8,048	D	5	
4210	Housing Hut Cluster 50-EU-022	1983	\$2,152,084	\$28,146	\$30,999	51,306	D	5	
4220	Visitation Bldg. 50-EU-006	1985	\$108,443	\$1,305	\$1,442	1,200	D	5	
4230	Cluster Yard Offices (A-G) 50-EU-021	1983	\$251,939	\$3,295	\$3,629	7,042	D	5	
4240	Wtrm/K-9 Office 50-CU-102/107	1983	\$69,067	\$903	\$995	2,012	D	5	
4250	Rec/Classrm 3 50-EU-055 & 076	1983	\$93,524	\$1,223	\$1,347	2,012	D	5	
4260	Dormitory 3 50-EU-063	1986	\$512,591	\$5,899	\$6,531	6,240	D	5	
4270	Dormitory 2 50-EU-052	1986	\$394,302	\$4,538	\$5,024	4,800	D	5	
4280	Dormitory 1 50-EU-041	1986	\$512,591	\$5,899	\$6,531	6,240	D	5	
4290	Programs Building 50-EU-030	1986	\$147,856	\$1,702	\$1,884	1,440	D	5	
4300	Staff Training 50-EU-010	1986	\$295,724	\$3,403	\$3,768	2,880	D	5	
4310	Storage Building 1 50-EU-004	1986	\$73,930	\$851	\$942	720	D	5	
4320	Guard & Classroom Building 50-EU-106	1956	\$50,610	\$1,324	\$1,402	640	C	3	
4330	ACI Mattress Hut 50-EU-094	1983	\$146,893	\$1,921	\$2,116	3,893	S	2N	
4340	ACI Mattress Shop Huts 1&2 50-EU-095/096	1983	\$69,067	\$903	\$995	2,012	D	5	
4360	Shed 50-EU-105	1989	\$3,320	\$33	\$37	64	D	5	
4370	Chapel 50-EU-104	1980	\$12,607	\$185	\$203	186	D	5	
4380	East Unit Sallyport 50-CS-45	1985	\$634,341	\$7,632	\$8,434	2,934	C	3	
5000	N.U. Administration Building 50-NU-037	1998	\$975,378	\$5,103	\$5,944	5,400	D	5	
5010	Medical Building 50-NU-036	1997	\$541,877	\$3,118	\$3,602	3,000	D	5	
5020	N.U. 1 Visitor Registration 50-NU-006	1976	\$140,013	\$2,344	\$2,560	1,724	C	3	
5040	Yuma Dormitory 50-NU-005	1978	\$886,159	\$13,907	\$15,219	9,466	C	3	
5050	Coconino Dormitory 50-NU-001	1970	\$2,964,360	\$58,929	\$64,048	17,408	B	2	

**FY 08 Arizona Department of Administration Building System Inventory**

General Services Division

June 30, 2008

	Year	2008 Replacement Value	FY 2010 Renewal	FY 2011 Renewal	Square Feet	Classes		
						Marshall	IBC	Fire Sprklr
<b>DC-2-001 Department of Corrections</b>		<b>ASPC - FLORENCE</b>						
<b>County: Pinal</b>								
5060	Coconino Laundry Rm 50-NU-043	1997	\$3,421	\$20	\$23	144	D	5
5070	Library/Barber Shop 50-NU-002	1968	\$50,356	\$1,054	\$1,144	960	C	3
5080	Kitchen/Dining Hall 50-NU-003	1956	\$460,887	\$12,055	\$12,767	6,654	C	3
5090	N.U. 1 Yard Office 50-NU-004	1974	\$70,001	\$1,245	\$1,357	1,539	C	3
5100	ASPC-F-TV Eyman Productions 50-NU-038	1988	\$71,363	\$747	\$830	1,320	D	5
5120	ASP-TV Building 50-NU-008	1981	\$73,930	\$1,044	\$1,147	1,320	D	5
5130	Housing Hut (A-N) 50-NU-016-28 & 35	1983	\$464,747	\$6,078	\$6,694	13,078	D	5
5140	Staff Barber Shop 50-NU-011	1984	\$37,954	\$477	\$526	420	D	5
5150	CAC Production 50-NU-009	1980	\$65,066	\$953	\$1,045	720	D	5
5160	NU-1 Education North Trailer 50-NU-013a	1987	\$55,671	\$612	\$679	672	D	5
5170	NU-1 Education South Trailer 50-NU-013b	1996	\$95,151	\$597	\$685	672	D	5
5180	Maintenance Trailer 1 50-NU-014	1987	\$60,726	\$667	\$740	672	D	5
5190	Maintenance Trailer 2 50-NU-015	1987	\$60,726	\$667	\$740	672	D	5
5200	NU-1 Mail & Property 50-NU-033	1983	\$64,781	\$847	\$933	1,100	S	2N
5210	Exterior Restrooms (4) 50-NU-045--048	1984	\$12,332	\$155	\$171	144	C	3
5220	Programs Building 50-NU-010	1984	\$30,226	\$379	\$419	648	D	5
5230	Inmate Store 50-NU-012	1984	\$37,026	\$465	\$513	869	D	5
5240	Quonset Shower/Toilet Building 50-NU-029	1986	\$237,035	\$2,728	\$3,020	1,855	C	3
5250	Recreation & Band Room 50-NU-039	1984	\$6,446	\$81	\$89	350	D	5
5260	Quonset Hut Laundry Area 50-NU-044	1986	\$4,825	\$56	\$61	100	D	5
5280	Fire Department Canopy 50-NU-041	1990	\$42,970	\$405	\$452	400	S	2N
5300	Strip Search Tent 50-NU-128	1999	\$46,140	\$217	\$256	722	D	5
5320	Visitation Awning 50-NU-007	1999	\$16,421	\$77	\$91	1,160	S	2N
6010	I&I Offices 50-NU-055	1961	\$460,887	\$11,332	\$12,256	4,003	C	3

## FY 08 Arizona Department of Administration Building System Inventory

General Services Division

June 30, 2008

	Year	2008 Replacement Value	FY 2010 Renewal	FY 2011 Renewal	Square Feet	Classes		
						Marshall	IBC	Fire Sprklr
<b>DC-2-001 Department of Corrections</b>		<b>ASPC - FLORENCE</b>						
<b>County: Pinal</b>								
6020	Yard Office 50-NU-053	1961	\$363,663	\$8,942	\$9,671	2,940	C	3
6030	Kitchen/Dining/Laundry 50-NU-050	1961	\$859,835	\$21,141	\$22,865	8,402	C	3
6040	Kitchen/Dining/Library 50-NU-051	1961	\$18,627	\$458	\$495	800	D	5
6050	Apache Dormitory 3 50-NU-059	1961	\$707,204	\$17,388	\$18,806	6,008	C	3
6060	Santa Cruz Dormitory 2 50-NU-058	1961	\$369,207	\$9,078	\$9,818	2,620	C	3
6070	Cochise Dormitory 1 50-NU-057	1961	\$706,193	\$17,363	\$18,779	6,008	C	3
6080	Maintenance 50-NU-056	1961	\$369,207	\$9,078	\$9,818	3,542	C	3
6100	Tower 30/Silyprt 50-CS-39/44	1962	\$497,343	\$11,968	\$12,950	1,240	C	3
6110	Tool Room/Store 50-NU-054	1961	\$145,558	\$3,579	\$3,871	2,150	C	3
6120	Barber Shop & Programs 50-NU-049	1971	\$287,105	\$5,557	\$6,044	2,832	C	3
6130	Band Room/Storage Room 50-NU-063	1962	\$68,658	\$1,652	\$1,788	672	C	3
6160	Guard Towers 32 & 33 50-CS-40 & 41	1979	\$924,393	\$14,024	\$15,363	288	S	2N
6180	Medical Unit Modular 50-NU-65	1988	\$118,279	\$1,238	\$1,376	1,152	D	5
6190	Property Room Modular 50-NU-066	1987	\$145,741	\$1,601	\$1,776	1,400	D	5
6210	Yavapai & Navajo Dormitory 50-NU-060/061	1980	\$351,190	\$5,144	\$5,642	7,488	D	5
6260	Temporary Dormitory 50-NU-062	1983	\$32,626	\$427	\$470	896	D	5
7000	N.U. 3 Yard Office 50-NU-124	1998	\$693,745	\$3,629	\$4,228	5,040	D	5
7020	Modular Kitchen 50-NU-126	1998	\$208,034	\$1,088	\$1,268	1,152	D	5
7030	Dining Tents (a-f) 50-NU-072 - 077	1998	\$276,839	\$1,448	\$1,687	3,876	D	5
7040	North Shower/Laundry/Office 50-NU-100	1998	\$445,807	\$2,332	\$2,717	1,440	D	5
7050	Hsng Tnts 21-40 50-NU-104-123	1998	\$922,799	\$4,828	\$5,624	12,920	D	5
7060	Rec Tnts 01&02 50-NU-102/103	1998	\$92,280	\$483	\$562	1,292	D	5
7070	Programs/Mail/Prprty 50-NU-127	1998	\$242,117	\$1,267	\$1,475	1,440	D	5
7080	South Shower/Laundry/Office 50-NU-101	1998	\$445,807	\$2,332	\$2,717	1,440	D	5

**FY 08 Arizona Department of Administration Building System Inventory**

General Services Division

June 30, 2008

		Year	2008 Replacement Value	FY 2010 Renewal	FY 2011 Renewal	Square Feet	Classes		
							Marshall	IBC	Fire Sprklr
<b>DC-2-001 Department of Corrections</b>		<b>ASPC - FLORENCE</b>							
<b>County: Pinal</b>									
7090	Housng Tents 01-20 50-NU-078-097	1998	\$922,799	\$4,828	\$5,624	12,920	D	5	
7100	South Recreation Tents 01 & 02 50-NU-09	1998	\$92,280	\$483	\$562	1,292	D	5	
7110	N.U. 3 Yard Office Mobile 50-NU-070	1984	\$32,725	\$411	\$453	720	D	5	
7240	Kitchen (Modular) 50-NU-071	1988	\$95,151	\$996	\$1,107	1,728	D	5	
7250	Kitchen Connex Storage (N.U. 1) 50-NU-129	1998	\$3,219	\$17	\$20	320	S	2B	N
8000	South Administration 50-SU-02	1982	\$2,184,112	\$29,707	\$32,670	11,550	C	3	
8010	Support Building 1 50-SU-10	1982	\$632,037	\$8,597	\$9,454	5,360	C	3	
8020	Support Building 2 50-SU-11	1982	\$340,777	\$4,635	\$5,097	2,890	C	3	
8030	Yard Office 50-SU-09	1978	\$86,126	\$1,352	\$1,479	840	B	2	
8040	Kitchen/Dining Room 50-SU-01	1978	\$3,264,820	\$51,238	\$56,070	12,630	C	3	
8050	Sallyport Guard House 50-CS-43	1978	\$6,288	\$99	\$108	72	D	5	
8060	Mesquite Dormitory #6 50-SU-03	1978	\$1,676,419	\$26,310	\$28,791	9,058	C	3	
8070	Saguaro Dormitory #5 50-SU-04	1978	\$1,676,419	\$26,310	\$28,791	9,058	C	3	
8080	Palo Verde Dormitory #4 50-SU-05	1978	\$1,676,419	\$26,310	\$28,791	9,058	C	3	
8090	Cactus Dormitory #3 50-SU-06	1978	\$1,676,419	\$26,310	\$28,791	9,058	C	3	
8100	Yucca Dormitory #2 50-SU-07	1978	\$1,676,419	\$26,310	\$28,791	9,058	C	3	
8110	Ocotillo Dormitory #1 50-SU-08	1978	\$1,676,419	\$26,310	\$28,791	9,058	C	3	
8120	Lincoln Dormitory 50-SU-12	1963	\$473,981	\$11,158	\$12,079	7,750	C	3	
8130	I.E.R. Welding/Vocational Building #5 50-SU-18	1963	\$1,402,785	\$33,023	\$35,749	14,250	C	3	
8140	Roosevelt Dormitory 50-SU-15	1963	\$735,407	\$17,312	\$18,741	7,750	C	3	
8150	Laundry Building/Clothing Room 50-SU-16	1955	\$552,566	\$14,453	\$15,306	2,250	C	3	
8160	Inmate Store/Maintenance/Paint 50-SU-19	1955	\$552,566	\$14,453	\$15,306	9,078	C	3	
8170	Kennedy Dormitory 50-SU-13	1972	\$1,239,628	\$23,346	\$25,410	8,634	C	3	
8180	Classroom/Medical Building 50-SU-14	1972	\$763,627	\$14,381	\$15,653	7,950	C	3	

**FY 08 Arizona Department of Administration Building System Inventory**

General Services Division

June 30, 2008

	Year	2008 Replacement Value	FY 2010 Renewal	FY 2011 Renewal	Square Feet	Classes			
						Marshall	IBC	Fire Sprklr	
<b>DC-2-001 Department of Corrections</b>		<b>ASPC - FLORENCE</b>							
<b>County: Pinal</b>									
8190	Music Building 50-SU-25	1978	\$63,015	\$989	\$1,082	983	B	2	
8200	Hazardous Material Storage Area 50-CS-58	1978	\$16,797	\$264	\$288	392	D	5	
8210	Cellblock 6 50-SU-21	1980	\$17,754,828	\$260,070	\$285,250	57,968	A	1	
8220	Athletic Buildings (2) 50-SU-24	1984	\$31,610	\$397	\$438	448	C	3	
8900	South Unit Tower 20 50-CS-32	1978	\$193,841	\$3,042	\$3,329	144	S	2N	
8910	South Unit Tower 21(cb-6) 50-CS-33	1978	\$193,841	\$3,042	\$3,329	144	S	2N	
8920	South Unit Tower 22 50-CS-34	1978	\$193,841	\$3,042	\$3,329	144	S	2N	
8930	South Unit Tower 23 50-CS-35	1978	\$193,841	\$3,042	\$3,329	144	S	2N	
8940	South Unit Tower 24 50-CS-36	1978	\$193,841	\$3,042	\$3,329	144	S	2N	
8950	South Unit Tower 25 50-CS-37	1979	\$193,841	\$2,941	\$3,222	144	S	2N	
8960	South Unit Tower 26 50-CS-38	1979	\$193,841	\$2,941	\$3,222	144	S	2N	
8970	CB -6 Exercise Cubicles 50-SU-22	2001	\$94,564	\$346	\$419	3,008	S	2B	N
8980	CB -6 Conex Storage Box 50-SU-23	1999	\$3,219	\$15	\$18	320	S	2B	N
<b>Location Totals:</b>		<b>229</b>	<b>\$165,928,165</b>	<b>\$2,985,316</b>	<b>\$3,241,373</b>	<b>1,140,826</b>			

**DC-2-009 Department of Corrections**

**ASPC - TUCSON**

**County: Pinal**

000A	Water Tank 250,000 gal. (97) 01-22	1977	\$349,792	\$5,673	\$6,201	0		0	
000B	Well and Pump (W2) 01-40	1977	\$265,841	\$4,311	\$4,713	0		0	
000C	Sewer Treatment Plant & Ponds 01-39	1977	\$699,596	\$11,346	\$12,402	0		0	
0010	Warehouse 1/Auto Chiller 01-10	1977	\$1,049,392	\$17,018	\$18,604	5,139	C	3	
0020	Rincon Education Bldg (52) 11-03	1977	\$2,611,856	\$42,357	\$46,303	12,330	C	3	
0030	Rincon Kitchen/Mess Hall (35) 11-02	1977	\$3,264,820	\$52,946	\$57,879	9,720	C	3	
0040	Rincon HU 9/S Cntr (44) 14-01	1977	\$2,098,807	\$34,037	\$37,208	13,393	C	3	

**FY 08 Arizona Department of Administration Building System Inventory**

General Services Division

June 30, 2008

		Year	2008 Replacement Value	FY 2010 Renewal	FY 2011 Renewal	Square Feet	Classes		
							Marshall	IBC	Fire Sprklr
<b>DC-2-009 Department of Corrections</b>		<b>ASPC - TUCSON</b>							
<b>County: Pinal</b>									
0050	Rincon Housing Unit 1 (36) 14-02	1977	\$1,749,002	\$28,364	\$31,006	7,292	C	3	
0060	Rincon Housing Unit 2 (37) 14-03	1977	\$1,749,002	\$28,364	\$31,006	7,292	C	3	
0070	Rincon Housing Unit 3 (38) 14-04	1977	\$1,749,002	\$28,364	\$31,006	7,292	C	3	
0080	Rincon Housing Unit 4 (39) 14-05	1977	\$1,749,002	\$28,364	\$31,006	7,292	C	3	
0090	Rincon Housing Unit 5 (40) 14-06	1979	\$2,081,608	\$31,580	\$34,596	7,292	C	3	
0100	Rincon Housing Unit 6 (41) 14-07	1979	\$2,081,608	\$31,580	\$34,596	7,292	C	3	
0110	Rincon Housing Unit 7 (42) 14-08	1979	\$2,081,608	\$31,580	\$34,596	7,292	C	3	
0120	Rincon Housing Unit 8 (43) 14-09	1979	\$2,081,608	\$31,580	\$34,596	7,292	C	3	
0130	Rincon Minors Education (49) 11-04	1980	\$1,992,271	\$29,182	\$32,008	13,745	C	3	
0140	Rincon Minors Visitation/Medical (48) 11	1980	\$476,338	\$6,977	\$7,653	9,721	C	3	
0150	Rincon Tng/I&I Cntr (47) 11-01	1996	\$5,502,177	\$34,541	\$39,627	10,898	C	3	
0180	Gate House Zone 13 (45) 11-05	1987	\$9,715	\$107	\$118	144	D	5	
0190	Gate Control/Fire Equip 11-11	1987	\$41,941	\$461	\$511	608	D	5	
0200	Recreation Ramada 11-13	1989	\$7,161	\$71	\$79	800	S	2N	
0230	Minor Recreation Office 11-07	1982	\$160,482	\$2,183	\$2,401	2,100	C	3	
0240	CX SEC Work Crew Trailer 11-14	1991	\$137,160	\$1,220	\$1,368	1,440	D	5	
0260	Santa Rita Administration (21) 21-01	1983	\$2,817,545	\$36,849	\$40,584	21,810	B	2	
026a	Santa Rita Gate Control (92) 21-07	1983	\$12,142	\$159	\$175	120	D	5	
026B	S Rita Visit Ramada (33) 21-10	1991	\$41,232	\$367	\$411	1,024	D	5	
026E	Santa Rita Greenhouse (31) 21-11	1983	\$25,373	\$332	\$365	800	S	2N	
0270	Santa Rita Education (22) 21-02	1982	\$540,022	\$7,345	\$8,078	4,268	B	2	
0280	SR Dnng/Avocation 1(27) 21-03	1983	\$824,294	\$10,780	\$11,873	4,738	B	2	
028A	Santa Rita Recreation Ramada (94) 21-12	1991	\$41,232	\$367	\$411	1,024	S	2N	
0290	Santa Rita HUB 1(23) 24-01	1983	\$3,156,624	\$41,284	\$45,468	17,717	B	2	

**FY 08 Arizona Department of Administration Building System Inventory**

General Services Division

June 30, 2008

		Year	2008 Replacement Value	FY 2010 Renewal	FY 2011 Renewal	Square Feet	Classes		
							Marshall	IBC	Fire Sprklr
<b>DC-2-009 Department of Corrections</b>		<b>ASPC - TUCSON</b>							
<b>County: Pinal</b>									
0300	SR Dnng/Avocation 2(28) 21-04	1983	\$824,294	\$10,780	\$11,873	4,738	B	2	
0310	Santa Rita HUB 2 (24) 24-02	1983	\$3,156,624	\$41,284	\$45,468	17,717	B	2	
0320	SR Dnng/Avocation 3(29) 21-05	1983	\$824,294	\$10,780	\$11,873	4,738	B	2	
0330	Santa Rita HUB 3 (25) 24-03	1983	\$3,156,624	\$41,284	\$45,468	17,717	B	2	
0340	SR Dnng/Avocation 4(30) 21-06	1983	\$824,294	\$10,780	\$11,873	4,738	B	2	
0350	Santa Rita HUB 4 (26) 24-04	1983	\$3,156,624	\$41,284	\$45,468	17,717	B	2	
0360	Warehouse 2 01-12	1983	\$105,376	\$1,378	\$1,518	3,893	S	2N	
0370	HUB MDE Haz. Mat. Storage Conex 01-18	1984	\$6,651	\$84	\$92	68	C	3	
0380	Santa Rita Quonset Hut (32) 01-43	1989	\$74,420	\$740	\$825	960	D	5	
0390	Santa Rita Sallyport/Strip Shack 01-14	1984	\$11,296	\$142	\$156	100	C	3	
0400	Santa Rita Fire House (34) 01-41	1983	\$7,089	\$93	\$102	144	C	3	
0410	Santa Rita Shower Trailer 21-09	1999	\$36,359	\$171	\$201	450	D	5	
0420	Rincon Chlorine House (99) 01-19	1978	\$5,826	\$91	\$100	55	C	3	
042A	Rincon Unit Dialysis Modular 11-16	1995	\$43,258	\$294	\$336	1,440	D	5	N
0440	SR Farm Tool Storage (102) 21-13	1986	\$7,146	\$82	\$91	100	D	5	
0460	Firing Range Storage (107) 01-25	1993	\$3,421	\$27	\$30	150	D	5	
0480	Pima College Storage Trailer (108) 01-24	1986	\$4,379	\$50	\$56	160	D	5	
0490	Range Bathroom (109) 01-23	1997	\$2,053	\$12	\$14	64	D	5	
0990	Complex Waste Water Storage 01-27	1988	\$4,276	\$45	\$50	160	D	5	
1010	Echo Housing Unit 2 (71) 44-03	1986	\$1,230,220	\$14,159	\$15,676	14,976	D	5	
1020	Echo Laundry/Mail Room (70) 44-04	1986	\$1,085,702	\$12,495	\$13,834	13,296	D	5	N
1030	Echo Yard Office/Commissary (68) 41-03	1986	\$369,656	\$4,254	\$4,710	3,600	D	5	
1040	Echo Hobby Shop/Recreation (77) 41-10	1986	\$147,856	\$1,702	\$1,884	1,440	D	5	
1050	Echo Housing Unit 3 (75) 44-02	1986	\$147,856	\$1,702	\$1,884	1,440	D	5	

**FY 08 Arizona Department of Administration Building System Inventory**

General Services Division

June 30, 2008

		Year	2008 Replacement Value	FY 2010 Renewal	FY 2011 Renewal	Square Feet	Classes		
							Marshall	IBC	Fire Sprklr
<b>DC-2-009 Department of Corrections</b>		<b>ASPC - TUCSON</b>							
<b>County: Pinal</b>									
1060	Echo Housing Unit 4 (76) 44-01	1986	\$147,856	\$1,702	\$1,884	1,440	D	5	
1070	Echo M.V.D. (74) 41-07	1986	\$147,856	\$1,702	\$1,884	1,440	D	5	
1080	Echo Service Center (73) 41-06	1986	\$369,656	\$4,254	\$4,710	3,600	D	5	
1090	Echo Kitchen/Dining/Maint. (69) 41-04	1986	\$948,788	\$10,920	\$12,090	9,240	D	5	
1100	Echo Lib/Chpl/Ed (72) 41-05	1986	\$443,590	\$5,105	\$5,652	4,320	D	5	
1110	Echo Administration Bldg (66) 41-01	1986	\$295,724	\$3,403	\$3,768	2,880	D	5	
1120	Echo Visitation (67) 41-02	1986	\$369,656	\$4,254	\$4,710	3,600	D	5	
1130	Echo East Shower Trailer (111) 41-28	1999	\$35,552	\$167	\$197	720	D	5	
1140	Echo West Shower Trailer (112) 41-35	1999	\$54,297	\$256	\$301	720	D	5	
1150	Echo Guard House (78) 41-11	1987	\$13,557	\$149	\$165	160	D	5	
1160	Echo Ramada (83) 41-24	1990	\$17,724	\$167	\$187	800	S	2N	
1170	Complex Locksmith (458) 41-14	1987	\$45,186	\$496	\$551	720	D	5	
1180	Echo Recreation Office 41-13	1986	\$6,937	\$80	\$88	168	D	5	N
1190	Echo Jazz Band Room (84) 41-18	1989	\$125,032	\$1,243	\$1,385	1,344	D	5	
1200	Echo Storage 2 (116) 41-17	1991	\$1,710	\$15	\$17	240		5	
1210	Echo Storage 3 (117) 41-19	1991	\$1,710	\$15	\$17	240	D	5	
1220	Maintenance Carpentry Quonset (6) 01-34	1991	\$5,131	\$46	\$51	576	D	5	
1230	Complex Communications Center (13) 01-33	1985	\$1,710	\$21	\$23	60		5	
1240	Main Gate Control (4) 01-36	1986	\$23,947	\$276	\$305	100	D	5	
1250	Solar Industries Building (3) 41-12	1986	\$85,523	\$984	\$1,090	3,200	S	2N	
1260	Echo Property Storage (113) 41-21	1990	\$1,710	\$16	\$18	100	D	5	
1280	Echo Labor Pool Storage (114) 41-15	1986	\$1,539	\$18	\$20	100	D	5	
1290	Echo (20 ea) Housing Tents 44-05T&06T	1997	\$67,050	\$386	\$446	10,060	D	5	
1300	Echo Tent Storage (110) 41-16	1994	\$1,882	\$14	\$16	100	D	5	

**FY 08 Arizona Department of Administration Building System Inventory**

General Services Division

June 30, 2008

		Year	2008 Replacement Value	FY 2010 Renewal	FY 2011 Renewal	Square Feet	Classes		
							Marshall	IBC	Fire Sprklr
<b>DC-2-009 Department of Corrections</b>		<b>ASPC - TUCSON</b>							
<b>County: Pinal</b>									
1310	Pima College Office Trailer (103) 01-26	1992	\$80,392	\$673	\$757	1,440	D	5	
1330	Medical Facility Trailer (51) 41-42	2000	\$35,920	\$150	\$179	1,440	D	5	
1340	Echo Labor Pool Storage (114) 41-32	1986	\$1,539	\$18	\$20	100	D	5	
1350	Echo Tent Control Room (110) 41-31	1993	\$1,710	\$13	\$15	100	D	5	
1360	Echo Storage 1 (115) 41-27	1986	\$1,453	\$17	\$19	240	D	5	
1370	Echo Storage 4 (118) 41-26	1992	\$1,882	\$16	\$18	240	D	5	
1380	CDU Gate Control (5) 01-35	1986	\$20,526	\$236	\$262	100	D	5	
1390	Enclosed Ramada-CDU Storage 01-31	1986	\$13,684	\$157	\$174	800	C	3	
1400	Echo Control (16) 41-23	1990	\$71,840	\$676	\$756	1,440	D	5	
1410	Echo Medical (51) 01-32	1988	\$80,392	\$841	\$935	1,440	D	5	
2000	Cimarron Sallyport (96) 01-04	1986	\$11,296	\$130	\$144	100	C	3	
2010	HUB Health Unit (7) 01-06	1986	\$1,077,390	\$12,400	\$13,728	7,905	B	2	
2020	HUB Records/Programs (8) 01-07	1986	\$963,259	\$11,086	\$12,274	7,700	B	2	
2030	HUB Vocational/Education (9) 01-08	1986	\$1,288,475	\$14,829	\$16,418	10,300	B	2	
203A	HUB Voc/Ed Gate (90) 01-05	1987	\$6,777	\$74	\$83	100	D	5	
2040	Complex Maintenance (10) 01-09	1986	\$497,036	\$5,720	\$6,333	4,400	B	2	
2050	Isolation/CDU (11) 01-49	1986	\$1,769,217	\$20,362	\$22,543	8,800	B	2	
2060	Complex Food Factory (12) 80-01	1994	\$3,896,468	\$28,537	\$32,380	15,457	C	3	Y
2070	Control/Business/Personnel (13) 01-03	1986	\$968,540	\$11,147	\$12,341	5,424	B	2	
2080	Complex Point of Entry (14) 01-02	1986	\$524,824	\$6,040	\$6,687	4,400	B	2	
2090	Complex Administration (15) 01-01	1986	\$4,455,231	\$51,275	\$56,769	4,700	B	2	
2100	HUB Mental Health (18) 01-17	1982	\$73,741	\$1,003	\$1,103	1,440	D	5	
2110	HUB ACI 80-02	1987	\$566,389	\$6,222	\$6,903	9,600	S	2N	
2120	Echo Yard Office (68) 41-22	1989	\$89,309	\$888	\$990	896	D	5	

## FY 08 Arizona Department of Administration Building System Inventory

General Services Division

June 30, 2008

	Year	2008 Replacement Value	FY 2010 Renewal	FY 2011 Renewal	Square Feet	Classes			
						Marshall	IBC	Fire Sprklr	
<b>DC-2-009 Department of Corrections</b>		<b>ASPC - TUCSON</b>							
<b>County: Pinal</b>									
2130	Complex Tool Hut (53) 01-37	1992	\$37,946	\$318	\$357	880	D	5	
2140	Complex Intake/laundry (105) 01-45	1994	\$1,251,034	\$9,162	\$10,396	10,000	C	3	Y
2150	Complex Mail (451/452) 01-28	1999	\$174,525	\$822	\$967	2,160	D	5	
2160	Complex- Chief of Security Trailer 01-51	1999	\$54,297	\$256	\$301	672	D	5	
3000	Cimarron Kitchen (59) 31-02	1986	\$2,437,197	\$28,050	\$31,055	18,760	B	2	
3010	Cimarron Administration (58) 31-01	1986	\$1,965,347	\$22,619	\$25,043	19,270	B	2	
3020	Cimarron Housing Unit 1 (60) 34-01	1986	\$3,469,540	\$39,931	\$44,209	30,024	B	2	
3030	Cimarron Housing Unit 2 (61) 34-02	1986	\$3,456,486	\$39,781	\$44,043	30,024	B	2	
3040	Cimarron Housing Unit 3 (62) 34-03	1986	\$3,456,460	\$39,780	\$44,042	30,024	B	2	
3050	Cimarron Housing Unit 4 (63) 34-04	1986	\$3,456,460	\$39,780	\$44,042	30,024	B	2	
3070	Cimarron Rec Ramada (65) 31-03	1989	\$26,847	\$267	\$297	1,800	S	2N	
3080	Cimarron Ramada-Picnic (95) 31-04	1989	\$35,882	\$357	\$398	1,350	S	2N	
4000	Head Waterworks-Wastewater SE 01-44	1986	\$2,827,672	\$32,544	\$36,030	1,986	B	0	
4010	Waste Water Pond 01-46	1986	\$903,696	\$10,401	\$11,515	0	B	0	
4020	Waste Water Pond 01-47	1986	\$903,696	\$10,401	\$11,515	0	B	0	
4030	CX Waste Water Trailer (88) 01-21	1987	\$25,303	\$278	\$308	320	D	5	
4040	CX Waste Water Building (87) 01-20	1987	\$16,672	\$183	\$203	246	D	5	
4050	Waste Water Lab (104) 01-42	1987	\$25,303	\$278	\$308	441	D	5	
5000	Winchester Facilities Admin (201) 51-01	1994	\$1,739,144	\$12,737	\$14,452	11,321	C	3	Y
5010	Winchester Sllprrt (202) 51-02	1994	\$41,020	\$300	\$341	264	C	3	
5020	Winchester Kitchen/Dining (203) 51-03	1994	\$1,181,919	\$8,656	\$9,822	3,580	C	3	Y
5030	Winchester Health Unit (204) 51-04	1994	\$777,283	\$5,693	\$6,459	3,915	C	3	Y
5040	Winchester Programs Building (205) 51-05	1994	\$1,982,263	\$14,518	\$16,473	15,845	C	3	Y
5050	Winchester Housing Unit 1 (213) 54-01	1994	\$729,085	\$5,340	\$6,059	7,465	C	3	Y

**FY 08 Arizona Department of Administration Building System Inventory**

General Services Division

June 30, 2008

	Year	2008 Replacement Value	FY 2010 Renewal	FY 2011 Renewal	Square Feet	Classes			
						Marshall	IBC	Fire Sprklr	
<b>DC-2-009 Department of Corrections</b>		<b>ASPC - TUCSON</b>							
<b>County: Pinal</b>									
5060	Winchester Housing Unit 2 (212) 54-02	1994	\$729,085	\$5,340	\$6,059	7,465	C	3	Y
5070	Winchester Housing Unit 3 (211) 54-03	1994	\$729,085	\$5,340	\$6,059	7,465	C	3	Y
5080	Winchester Housing Unit 4 (210) 54-04	1994	\$729,085	\$5,340	\$6,059	7,465	C	3	Y
5090	Winchester Housing Unit 5 (209) 54-05	1994	\$729,085	\$5,340	\$6,059	7,465	C	3	Y
5100	Winchester Housing Unit 6 (208) 54-06	1994	\$729,085	\$5,340	\$6,059	7,465	C	3	Y
5110	Winchester Housing Unit 7 (207) 54-07	1994	\$729,085	\$5,340	\$6,059	7,465	C	3	Y
5120	Winchester Housing Unit 8 (206) 54-08	1994	\$729,085	\$5,340	\$6,059	7,465	C	3	Y
6000	Manzanita Administration (301) 61-01	1994	\$1,747,348	\$12,797	\$14,521	11,810	C	3	Y
6010	Manzanita Sallyport (302) 61-02	1994	\$41,020	\$300	\$341	264	C	3	
6020	Manzanita Kitchen/Dining (303) 61-03	1994	\$1,202,430	\$8,807	\$9,992	4,225	C	3	Y
6030	Manzanita Health Unit 1 (304) 61-04	1994	\$777,283	\$5,693	\$6,459	3,915	C	3	Y
6040	Manzanita Programs (305) 61-05	1994	\$1,502,991	\$11,008	\$12,490	12,014	C	3	Y
6050	Manzanita HU 1 (310) 64-01	1994	\$569,942	\$4,174	\$4,736	6,297	C	3	Y
6060	Manzanita HU 2 (309) 64-02	1994	\$479,976	\$3,515	\$3,989	5,303	C	3	Y
6070	Manzanita HU 3 (308) 64-03	1994	\$479,976	\$3,515	\$3,989	5,303	C	3	Y
6080	Manzanita HU 4 (307) 64-04	1994	\$479,976	\$3,515	\$3,989	5,303	C	3	Y
6090	Manzanita HU 5 (306) 64-05	1994	\$479,976	\$3,515	\$3,989	5,303	C	3	Y
6100	ACI-Storage Building (453&454) 80-03	1996	\$15,605	\$98	\$112	240	S	2N	
6110	Minor-Kitchen/Dining (125) 91-03	1996	\$432,834	\$2,717	\$3,117	2,880	D	5	
6120	Minor-Administration (122) 91-02	1996	\$324,624	\$2,038	\$2,338	2,160	D	5	
6130	Minor-Medical (124) 91-04	1996	\$213,415	\$1,340	\$1,537	2,880	D	5	
6140	Minor-Visitation (123) 91-05	1996	\$171,730	\$1,078	\$1,237	2,160	D	5	
6150	Minor-HU 10 (120) 94-01	1996	\$2,103,635	\$13,206	\$15,150	9,127	C	3	
6160	Minor-HU 11 (121) 94-02	1996	\$2,103,635	\$13,206	\$15,150	9,127	C	3	

**FY 08 Arizona Department of Administration Building System Inventory**

General Services Division

June 30, 2008

		Year	2008 Replacement Value	FY 2010 Renewal	FY 2011 Renewal	Square Feet	Classes		
							Marshall	IBC	Fire Sprklr
<b>DC-2-009 Department of Corrections</b>		<b>ASPC - TUCSON</b>							
<b>County: Pinal</b>									
6170	Minor-Guard Shack (126) 91-06	1996	\$2,538	\$16	\$18	64	D	5	
6180	Manzanita Tool Room (311) 61-07	1998	\$35,706	\$187	\$218	1,440	D	5	N
6190	Minors Labor Pool (127) 91-07	1981	\$8,552	\$121	\$133	1,440	D	5	
7000	Catalina Administration Building 81-01	2004	\$3,720,187	\$7,785	\$10,305	9,332	S	2N	Y
7010	Catalina Strip Search Connex 81-02	2004	\$11,772	\$25	\$33	320	S	2N	N
7020	Catalina Dormitory Housing 84-01	2004	\$3,961,278	\$8,289	\$10,973	34,500	S	2N	Y
999A	Complex Sallyport 01-50	2002	\$421,991	\$1,325	\$1,636	240	C	0	
<b>Location Totals:</b>		<b>158</b>	<b>\$133,761,550</b>	<b>\$1,449,702</b>	<b>\$1,609,338</b>	<b>842,499</b>			
<b>DC-2-010 Department of Corrections</b>		<b>ASPC - FLORENCE - PICACHO</b>							
<b>County: Pinal</b>									
0010	Mobile Office Admin 50-PI-01	1983	\$41,170	\$538	\$593	720	D	5	
0020	Security 50-PI-04	1984	\$41,170	\$517	\$570	720	D	5	
0030	Tool Room 50-PI-05	1984	\$41,170	\$517	\$570	672	D	5	
0040	Dorm-Apache 50-PI-13	1985	\$386,415	\$4,649	\$5,138	4,752	D	5	
0050	Dorm-Navajo 50-PI-14	1985	\$189,263	\$2,277	\$2,516	4,752	D	5	
0060	Dorm-Hopi 50-PI-15	1985	\$640,909	\$7,712	\$8,522	5,784	D	5	
0070	Visitation 50-PI-03	1985	\$259,557	\$3,123	\$3,451	3,250	D	5	
0080	Day Room/Law Library 50-PI-08	1985	\$147,856	\$1,779	\$1,966	1,440	D	5	
0090	Lending Library/Program Office 50-PI-07	1985	\$160,185	\$1,927	\$2,130	1,560	D	5	
0100	Kitchen/Dining Room 50-PI-02	1985	\$475,858	\$5,726	\$6,327	4,634	C	3	
0110	Multi-Purpose 50-PI-06	1985	\$305,582	\$3,677	\$4,063	2,976	D	5	
0120	Dorm-Pima 50-PI-16	1985	\$443,837	\$5,340	\$5,901	4,561	D	5	
0150	Water System 50-PI-19	1986	\$337,974	\$3,890	\$4,306			0	

**FY 08 Arizona Department of Administration Building System Inventory**

General Services Division

June 30, 2008

	Year	2008 Replacement Value	FY 2010 Renewal	FY 2011 Renewal	Square Feet	Classes		
						Marshall	IBC	Fire Sprklr
<b>DC-2-010 Department of Corrections</b>		<b>ASPC - FLORENCE - PICACHO</b>						
<b>County: Pinal</b>								
0170	Visitors Shades (8 ea.) 50-PI-24	1986	\$137,362	\$1,581	\$1,750	6,080	D	5
0220	Maint Office Trailer 50-PI-27	1991	\$66,976	\$596	\$668	720	D	5
0230	Fuel Storage 50-PI-25	1992	\$82,036	\$687	\$773	288		0
0240	Fire Equipment Storage 50-PI-26	1992	\$84,202	\$705	\$793	1,728	S	2N
<b>Location Totals:</b>		<b>17</b>	<b>\$3,841,522</b>	<b>\$45,240</b>	<b>\$50,038</b>	<b>44,637</b>		

**DC-2-012 Department of Corrections**

**ASPC - EYMAN**

**County: Pinal**

0010	Fac. Admin-Rynning 11-01	1991	\$2,875,193	\$25,570	\$28,672	19,953	B	2
0020	Kitchen/Dining/Yard Office 11-02	1991	\$3,444,320	\$30,631	\$34,347	20,435	B	2
0040	Housing Unit 14-01	1991	\$5,570,071	\$49,537	\$55,545	32,271	B	2
0050	Housing Unit 14-02	1991	\$5,740,428	\$51,052	\$57,244	32,271	B	2
0060	Housing Unit 14-03	1991	\$5,594,393	\$49,753	\$55,788	32,271	B	2
0070	Housing Unit 14-04	1991	\$5,799,112	\$51,573	\$57,829	32,271	B	2
0080	Health Unit 11-03	1991	\$1,366,120	\$12,149	\$13,623	6,087	B	2
0090	A.C.I./Voc. Ed 11-04	1991	\$4,477,742	\$39,822	\$44,652	28,880	B	2
0110	Yard Latrine-North 11-05	1991	\$11,020	\$98	\$110	199	S	2N
0120	Yard Latrine-South 11-06	1991	\$11,020	\$98	\$110	199	S	2N
0130	Sallyport Control 11-07	1991	\$126,996	\$1,129	\$1,266	264	B	2
0200	Complex Admin 01-01	1991	\$1,723,313	\$15,326	\$17,185	12,064	B	2
0210	Complex Vehicle Maint. 01-02	1991	\$1,588,384	\$14,126	\$15,839	7,968	B	2
0220	Complex Maintenance 01-03	1991	\$1,587,721	\$14,120	\$15,833	11,947	B	2
0230	Complex Warehouse 01-04	1995	\$1,510,274	\$10,271	\$11,714	36,897	B	2
0240	Flammable Storage 01-05	1991	\$7,974	\$71	\$80	144	S	2N

**FY 08 Arizona Department of Administration Building System Inventory**

General Services Division

June 30, 2008

		Year	2008 Replacement Value	FY 2010 Renewal	FY 2011 Renewal	Square Feet	Classes		
							Marshall	IBC	Fire Sprklr
<b>DC-2-012 Department of Corrections</b>		<b>ASPC - EYMAN</b>							
<b>County: Pinal</b>									
0250	Fuel Island 01-06	1991	\$248,491	\$2,210	\$2,478	576	S	2N	
0260	Lockup 14-05	1993	\$2,118,319	\$16,623	\$18,777	10,228	B	2	Y
0270	I/M Receiving Hub Office 01-13	2001	\$11,886	\$44	\$53	190	D	5	
0280	Training Hut 01-08	1992	\$34,531	\$289	\$325	1,006	D	5	
0290	TSU Training Hut 01-09	1992	\$34,531	\$289	\$325	1,006	D	5	
0300	TSU-Training Hut 01-10	1992	\$34,531	\$289	\$325	1,006	D	5	
0310	Complex Engineering Storage Ramada 01-12	2000	\$9,015	\$38	\$45	1,600	S	2N	
0400	Waste Water Treatment Plant 01-11	1995	\$9,627,452	\$65,474	\$74,671	0		0	
0500	Facilities Admin-Meadows 31-01	1994	\$2,145,160	\$15,711	\$17,826	19,953	C	3	Y
0510	Kitchen/Dining/Yard Office 31-02	1994	\$2,901,940	\$21,254	\$24,115	20,435	C	3	Y
0520	Lock-up 31-03	1994	\$2,163,319	\$15,844	\$17,977	10,228	C	3	Y
0530	Dormitory 34-01	1994	\$1,339,540	\$9,811	\$11,132	11,185	C	3	Y
0540	Dormitory 34-02	1994	\$1,339,540	\$9,811	\$11,132	11,185	C	3	Y
0550	Dormitory 34-03	1994	\$1,339,540	\$9,811	\$11,132	11,185	C	3	Y
0560	Dormitory 34-04	1994	\$1,339,540	\$9,811	\$11,132	11,185	C	3	Y
0570	Dormitory 34-05	1994	\$1,339,540	\$9,811	\$11,132	11,185	C	3	Y
0580	Dormitory 34-06	1994	\$1,339,540	\$9,811	\$11,132	11,185	C	3	Y
0590	Dormitory 34-07	1994	\$1,339,540	\$9,811	\$11,132	11,185	C	3	Y
0600	Dormitory 34-08	1994	\$1,339,540	\$9,811	\$11,132	11,185	C	3	Y
0610	Health Unit 31-04	1994	\$883,967	\$6,474	\$7,346	6,087	C	3	Y
0620	A.C.I./Voc. Ed 31-05	1994	\$4,477,742	\$32,795	\$37,210	28,890	C	3	Y
0630	Sallyport/Guard Station 31-06	1994	\$97,384	\$713	\$809	264	C	3	
1010	Fac Admin-Cook 21-01	1993	\$2,159,165	\$16,943	\$19,139	19,953	B	2	Y
1020	Dormitory 24-01	1993	\$1,606,254	\$12,604	\$14,238	11,285	B	2	Y

**FY 08 Arizona Department of Administration Building System Inventory**

General Services Division

June 30, 2008

		Year	2008 Replacement Value	FY 2010 Renewal	FY 2011 Renewal	Square Feet	Classes		
							Marshall	IBC	Fire Sprklr
<b>DC-2-012 Department of Corrections</b>		<b>ASPC - EYMAN</b>							
<b>County: Pinal</b>									
1030	Dormitory 24-02	1993	\$1,606,254	\$12,604	\$14,238	11,285	B	2	Y
1040	Dormitory 24-03	1993	\$1,606,254	\$12,604	\$14,238	11,285	B	2	Y
1050	Dormitory 24-04	1993	\$1,606,254	\$12,604	\$14,238	11,285	B	2	Y
1060	Dormitory 24-05	1993	\$1,606,254	\$12,604	\$14,238	11,285	B	2	Y
1070	Dormitory 24-06	1993	\$1,606,254	\$12,604	\$14,238	11,285	B	2	Y
1080	Dormitory 24-07	1993	\$1,606,254	\$12,604	\$14,238	11,285	B	2	Y
1090	Dormitory 24-08	1993	\$1,606,254	\$12,604	\$14,238	11,285	B	2	Y
1100	Sallyport 21-02	1993	\$55,322	\$434	\$490	264	B	2	
1110	Health Unit 21-03	1993	\$1,213,213	\$9,520	\$10,754	6,087	B	2	Y
1120	Voced/ACI 21-04	1993	\$1,886,809	\$14,806	\$16,725	19,200	B	2	Y
1130	Kitchen/Dining/Yard Office 21-05	1993	\$3,341,658	\$26,222	\$29,621	20,435	B	2	Y
<b>Location Totals:</b>		<b>51</b>	<b>\$98,444,864</b>	<b>\$790,618</b>	<b>\$891,803</b>	<b>621,289</b>			
<b>DC-2-015 Department of Corrections</b>		<b>SMU-I - EYMAN</b>							
<b>County: Pinal</b>									
0080	Receiving Hub 44-02	2000	\$43,911	\$184	\$219	10,681	C	3	
0090	Traffic Control Gate 1 41-05	1998	\$111,181	\$582	\$678	128	S	0	
0110	Main Administration 41-01	1987	\$1,802,791	\$19,805	\$21,973	8,704	B	2	
0120	Detention/Service 44-01	1987	\$56,831,808	\$624,348	\$692,669	256,926	B	2	
0130	Water/Sewer System 41-02	1987	\$276,869	\$3,042	\$3,374	0		0	
0140	Security Towers (4) 41-03	1987	\$841,679	\$9,247	\$10,258	521	S	2N	
0150	Property Building 41-04	1993	\$54,343	\$426	\$482	1,104	C	3	
<b>Location Totals:</b>		<b>7</b>	<b>\$59,962,581</b>	<b>\$657,633</b>	<b>\$729,653</b>	<b>278,064</b>			

**FY 08 Arizona Department of Administration Building System Inventory**

General Services Division

June 30, 2008

		Year	2008 Replacement Value	FY 2010 Renewal	FY 2011 Renewal	Square Feet	Classes		
							Marshall	IBC	Fire Sprklr
<b>DC-2-016 Department of Corrections</b>		<b>SMU-II - EYMAN</b>							
<b>County: Pinal</b>									
0010	Housing Unit A-I 54-01	1995	\$46,045,050	\$313,142	\$357,127	199,524	B	2	
0020	Kitchen/Laundry/Health 51-07	1996	\$8,543,834	\$53,635	\$61,533	55,590	B	2	
0030	Maintenance Building 51-02	1995	\$689,109	\$4,686	\$5,345	5,000	C	3	
0040	Administration Building 51-01	1995	\$825,790	\$5,616	\$6,405	10,253	B	2	
0050	Tower 51-03	1995	\$45,561	\$310	\$353	400	B	2	
0060	Guard Station 51-04	1995	\$56,950	\$387	\$442	330	B	2	
0070	Staff Training Center 51-05	1998	\$551,030	\$2,883	\$3,358	3,200	C	3	
0080	Supply/Storage 51-06	1995	\$364,330	\$2,478	\$2,826	1,800	C	3	
<b>Location Totals:</b>		<b>8</b>	<b>\$57,121,655</b>	<b>\$383,138</b>	<b>\$437,388</b>	<b>276,097</b>			
<b>DC-2-020 Department of Corrections</b>		<b>TUCSON--SACRAC</b>							
<b>County: Pima</b>									
0010	Release Center (10) 74-01	1982	\$4,276,944	\$58,173	\$63,975	25,956	D	5	
0020	Office Trailer (02) 71-01	1982	\$111,288	\$1,514	\$1,665	1,292	D	5	
0030	Administration Trailer (01) 71-02	1982	\$93,521	\$1,272	\$1,399	1,140	D	5	
0040	Kitchen (03) 71-03	1982	\$94,965	\$1,292	\$1,420	1,029	D	5	
0050	Maintenance/Storage (07) 71-04	1982	\$120,592	\$1,640	\$1,804	1,680	D	5	
0060	Storage (08, 09, & 010) 71-05	1990	\$68,909	\$649	\$725	840	D	5	
0070	Auto Maintenance (06) 71-06	1982	\$25,842	\$351	\$387	360	D	5	
0080	Storage Mod. 71-11	1982	\$67,741	\$921	\$1,013	720	D	5	
0100	Inmate Store 71-08	1993	\$68,909	\$541	\$611	840	D	5	
0110	Storage Mod. 2 71-10	1999	\$28,224	\$133	\$156	300	D	5	
0120	Commissary Building 71-09	2001	\$7,831	\$29	\$35	320	D	5	N
<b>Location Totals:</b>		<b>11</b>	<b>\$4,964,765</b>	<b>\$66,515</b>	<b>\$73,190</b>	<b>34,477</b>			

**FY 08 Arizona Department of Administration Building System Inventory**

General Services Division

June 30, 2008

	Year	2008 Replacement Value	FY 2010 Renewal	FY 2011 Renewal	Square Feet	Classes		
						Marshall	IBC	Fire Sprklr
<b>DC-2-021 Department of Corrections</b>		<b>TUCSON--COTA</b>						
<b>County: Pima</b>								
0010	Dormitory 1 10-01	1963	\$284,929	\$6,708	\$7,261	3,078	C	3
0020	Dormitory 2 10-02	1963	\$284,929	\$6,708	\$7,261	3,078	C	3
0030	Dormitory 3 10-03	1963	\$284,929	\$6,708	\$7,261	3,078	C	3
0040	Dormitory 4 10-04	1963	\$284,929	\$6,708	\$7,261	3,078	C	3
0050	Dormitory 5 10-05	1963	\$284,929	\$6,708	\$7,261	3,078	C	3
0060	Dormitory 6 10-06	1963	\$284,929	\$6,708	\$7,261	3,078	C	3
0070	Dormitory 7 10-07	1984	\$801,703	\$10,066	\$11,104	6,282	C	3
0080	Dormitory 8 10-08	1986	\$2,345,277	\$26,992	\$29,884	24,897	D	5
0090	Administration Building 01-01	1986	\$707,471	\$8,142	\$9,015	5,255	D	5
0100	Gymnasium 01-07	1963	\$515,398	\$12,133	\$13,134	5,090	C	3
0110	Ocotillo Room 01-06	1963	\$151,148	\$3,558	\$3,852	1,287	C	3
0120	Saguaro Room 01-04	1963	\$151,148	\$3,558	\$3,852	1,287	C	3
0130	Classroom #1 01-02	1963	\$151,148	\$3,558	\$3,852	1,287	C	3
0140	Classroom #2, 3 and Auditorium 01-03	1982	\$924,724	\$12,578	\$13,832	7,200	C	3
0150	Multi-Purpose Building 01-08	1963	\$1,401,752	\$32,999	\$35,722	10,412	C	3
0160	Classroom # 4, 5, 6, & 7 01-05	1986	\$741,664	\$8,536	\$9,450	5,737	C	3
0170	Pool Maint. Building 01-09	1963	\$7,385	\$174	\$188	204	C	3
<b>Location Totals:</b>		<b>17</b>	<b>\$9,608,390</b>	<b>\$162,539</b>	<b>\$177,452</b>	<b>87,406</b>		

**DC-3-001 Department of Corrections**

**ASP - FORT GRANT**

**County: Graham**

0010	Administration Bldg 30-01	1965	\$1,886,405	\$42,434	\$45,983	10,620	C	3	Y
0020	Guard Control House 30-04	1986	\$5,703	\$66	\$73	64	D	5	
0030	Visitation Center 30-02	1984	\$1,146,599	\$14,396	\$15,880	10,953	C	3	

## FY 08 Arizona Department of Administration Building System Inventory

General Services Division

June 30, 2008

	Year	2008 Replacement Value	FY 2010 Renewal	FY 2011 Renewal	Square Feet	Classes			
						Marshall	IBC	Fire Sprklr	
<b>DC-3-001 Department of Corrections</b>		<b>ASP - FORT GRANT</b>							
<b>County: Graham</b>									
0040	Motor Pool & Storage 30-10	1954	\$4,017	\$105	\$111	72	C	3	Y
0050	SM. Eng. & Upholstery 30-09	1984	\$28,922	\$363	\$401	641	C	3	
0060	Pump Island 10k,6k&3k 30-11	1968	\$57,412	\$1,201	\$1,304	792		0	
0070	Complex Tool Room 30-12	1972	\$156,133	\$2,940	\$3,200	1,970	S	2N	
0080	Sign Shop 30-40	1984	\$34,108	\$428	\$472	756	C	3	
0100	Residence Housing 91-19	1954	\$114,092	\$2,984	\$3,160	1,184	C	3	
0110	Training Offices/Clstrm 30-14	1954	\$114,092	\$2,984	\$3,160	1,184	C	3	
0120	Residence Housing 91-20	1954	\$114,092	\$2,984	\$3,160	1,184	C	3	
0130	Residence Housing 91-21	1954	\$114,092	\$2,984	\$3,160	1,184	C	3	
0140	Residence Housing 91-22	1954	\$114,092	\$2,984	\$3,160	1,184	C	3	
0150	Residence Housing 91-23	1954	\$114,091	\$2,984	\$3,160	1,184	C	3	
0160	Residence Housing 91-24	1954	\$114,092	\$2,984	\$3,160	1,184	C	3	
0200	Wainwright Hall 34-10	1952	\$735,407	\$19,236	\$20,371	4,748	C	3	
0210	Chapel 30-15	1956	\$584,801	\$15,297	\$16,199	3,250	C	3	
0230	Dental & Medical Clinic 30-16	1937	\$354,094	\$9,262	\$9,808	2,762	C	3	
0240	Maintenance Storage 30-17	1950	\$619,552	\$16,206	\$17,162	4,278	S	2N	
024A	Lumber Storage 30-18	1985	\$26,059	\$314	\$346	736	D	5	
0250	Firehouse 30-19	1950	\$80,564	\$2,107	\$2,232	1,600	C	3	
0260	Video Control 30-20	1974	\$45,822	\$815	\$889	672	D	5	
0290	Library/I.M. Programs 30-35	1952	\$729,340	\$19,077	\$20,203	5,880	C	3	
0300	Wardens Residence 91-25	1956	\$280,049	\$7,325	\$7,757	3,100	C	3	
0310	EAC Gate Shack 30-58	1994	\$1,368	\$10	\$11	100	D	5	
0320	Eastern AZ College Office 30-26	1954	\$110,800	\$2,898	\$3,069	1,316	C	3	
0330	Vocational Bldg 30-27	1957	\$1,360,513	\$35,587	\$37,686	11,400	C	3	

**FY 08 Arizona Department of Administration Building System Inventory**

General Services Division

June 30, 2008

	Year	2008 Replacement Value	FY 2010 Renewal	FY 2011 Renewal	Square Feet	Classes		
						Marshall	IBC	Fire Sprklr
<b>DC-3-001 Department of Corrections</b>		<b>ASP - FORT GRANT</b>						
<b>County: Graham</b>								
0350	Brown's Folley 30-30	1860	\$460,887	\$12,055	\$12,767	6,766	C	3
0360	Vocational Bldg-GED 30-29	1957	\$317,829	\$8,313	\$8,804	2,700	C	3
0370	Vocational Bldg-Maint 30-28	1965	\$373,736	\$8,407	\$9,110	3,810	C	3
0380	Vocational Bldg 30-25	1965	\$646,754	\$14,549	\$15,765	5,400	C	3
0400	Auto Engine Repair Bldg 30-22	1977	\$164,603	\$2,669	\$2,918	4,598	D	5
0420	Auto Shop Maintenance 30-21	1981	\$749,594	\$10,588	\$11,628	7,200	S	2N
0430	Bottled Gas Storage 30-24	1984	\$14,066	\$177	\$195	252	C	3
0440	Wardens Storage Bldg 91-26	1984	\$40,125	\$504	\$556	658	D	5
0450	Automotive Spray Booth 30-46	1993	\$237,876	\$1,867	\$2,109	880	S	2N
0510	Residence Housing 91-15	1973	\$126,643	\$2,319	\$2,526	1,176	C	3
0520	Residence Housing 91-16	1954	\$114,092	\$2,984	\$3,160	1,120	C	3
0530	Residence Housing 91-17	1954	\$114,092	\$2,984	\$3,160	1,120	C	3
0540	Residence Housing 91-18	1956	\$126,643	\$3,313	\$3,508	1,176	C	3
0550	Residence Housing 91-01	1971	\$126,643	\$2,451	\$2,666	1,176	C	3
0560	Residence Housing 91-02	1956	\$126,643	\$3,313	\$3,508	1,176	C	3
0570	Residence Housing 91-03	1954	\$114,092	\$2,984	\$3,160	1,120	C	3
0580	Residence Housing 91-04	1954	\$114,092	\$2,984	\$3,160	1,184	C	3
0590	Residence Housing 91-14	1973	\$126,643	\$2,319	\$2,526	1,176	C	3
0600	Residence Housing 91-13	1971	\$126,643	\$2,451	\$2,666	1,176	C	3
0610	Residence Housing 91-12	1971	\$126,643	\$2,451	\$2,666	1,270	C	3
0620	Residence Housing 91-11	1971	\$126,643	\$2,451	\$2,666	1,176	C	3
0630	Residence Housing 91-10	1971	\$134,626	\$2,606	\$2,834	1,492	C	3
0650	Water Tanks 30-13	1956	\$1,188,834	\$31,096	\$32,931			0
0660	Residence Housing 91-09	1973	\$126,643	\$2,319	\$2,526	1,176	C	3

**FY 08 Arizona Department of Administration Building System Inventory**

General Services Division

June 30, 2008

	Year	2008 Replacement Value	FY 2010 Renewal	FY 2011 Renewal	Square Feet	Classes			
						Marshall	IBC	Fire Sprklr	
<b>DC-3-001 Department of Corrections</b>		<b>ASP - FORT GRANT</b>							
<b>County: Graham</b>									
0670	Residence Housing 91-08	1956	\$125,887	\$3,293	\$3,487	1,176	C	3	
0680	Residence Housing 91-07	1956	\$126,643	\$3,313	\$3,508	1,176	C	3	
0690	Residence Housing 91-06	1971	\$126,643	\$2,451	\$2,666	1,176	C	3	
0700	Residence Housing 91-05	1971	\$126,643	\$2,451	\$2,666	1,176	C	3	
0710	Fire Dorm 30-08	1983	\$24,568	\$321	\$354	525	D	5	
0720	Complex ACI Quonset Hut #1 30-05	1983	\$80,168	\$1,048	\$1,155	960	S		N
0721	Complex ACI Quonset Hut #2 30-06	1983	\$80,168	\$1,048	\$1,155	960	S		N
0722	Complex ACI Quonset Hut #3 30-07	1983	\$80,168	\$1,048	\$1,155	960	S		N
0800	Control Room/Strip Area 30-39	1970	\$272,763	\$5,422	\$5,893	8,000	C	3	
0810	Warehouse/Water/Wastewater 30-38	1960	\$1,320,225	\$33,152	\$35,839	12,200	C	3	
0820	Staff Apartments 91-29	1966	\$280,049	\$6,153	\$6,671	2,464	C	3	
0830	Staff Apartments 91-28	1957	\$395,902	\$10,356	\$10,967	3,696	C	3	
0840	Staff Apartments 91-27	1963	\$280,049	\$6,593	\$7,137	2,464	C	3	
0850	Kitchen/Dining 30-03	1956	\$1,509,123	\$39,474	\$41,803	9,210	C	3	
0860	Miles Hall 34-09	1965	\$619,552	\$13,937	\$15,102	5,534	C	3	
0870	Yard Office 30-37	1925	\$493,125	\$12,899	\$13,660	3,932	C	3	
0900	Dormitory Crook 34-08	1965	\$253,350	\$5,699	\$6,176	3,150	C	3	
0910	Gymnasium-Barber Shop 30-34	1952	\$1,482,329	\$38,773	\$41,061	12,870	C	3	
0920	Physical Plant 30-42	1965	\$237,229	\$5,336	\$5,783	1,924	C	3	
0930	Theater 30-33	1965	\$1,077,939	\$24,248	\$26,276	6,250	C	3	
1000	Dormitory Reed Hall 34-03	1957	\$735,407	\$19,236	\$20,371	4,748	C	3	
1010	Dormitory Mills Hall 34-04	1957	\$735,407	\$19,236	\$20,371	4,748	C	3	
1020	Dormitory Cooper Hall 34-05	1960	\$735,407	\$18,467	\$19,963	4,748	C	3	
1030	Dormitory Shafter Hall 34-06	1965	\$735,407	\$16,543	\$17,926	4,748	C	3	

**FY 08 Arizona Department of Administration Building System Inventory**

General Services Division

June 30, 2008

	Year	2008 Replacement Value	FY 2010 Renewal	FY 2011 Renewal	Square Feet	Classes		
						Marshall	IBC	Fire Sprklr
<b>DC-3-001 Department of Corrections</b>		<b>ASP - FORT GRANT</b>						
<b>County: Graham</b>								
1040	Dormitory Grierson Hall 34-07	1965	\$735,407	\$16,543	\$17,926	4,748	C	3
1100	Dormitory 34-39	1954	\$114,092	\$2,984	\$3,160	1,120	C	3
1110	Dormitory 34-38	1956	\$126,643	\$3,313	\$3,508	1,176	C	3
1120	Dormitory 34-37	1966	\$126,643	\$2,783	\$3,017	1,176	C	3
1130	Dormitory 34-36	1956	\$126,643	\$3,313	\$3,508	1,176	C	3
1140	Dormitory 34-35	1956	\$126,643	\$3,313	\$3,508	1,176	C	3
1150	Dormitory 34-34	1954	\$114,092	\$2,984	\$3,160	1,120	C	3
1160	Dormitory 34-33	1954	\$114,092	\$2,984	\$3,160	1,120	C	3
1170	Dormitory 34-32	1954	\$114,092	\$2,984	\$3,160	1,120	C	3
1180	Dormitory 34-31	1954	\$114,092	\$2,984	\$3,160	1,120	C	3
1190	Dormitory 34-30	1954	\$114,092	\$2,984	\$3,160	1,120	C	3
1200	Dormitory 34-29	1950	\$114,092	\$2,984	\$3,160	1,120	C	3
1210	Dormitory 34-28	1966	\$126,643	\$2,783	\$3,017	1,176	C	3
1220	Dormitory 34-27	1956	\$126,643	\$3,313	\$3,508	1,176	C	3
1230	Dormitory 34-23	1966	\$126,643	\$2,783	\$3,017	1,176	C	3
1240	Dormitory 34-22	1954	\$114,092	\$2,984	\$3,160	1,120	C	3
1250	Dormitory 34-21	1954	\$114,092	\$2,984	\$3,160	1,120	C	3
1260	Dormitory 34-17	1954	\$114,092	\$2,984	\$3,160	1,120	C	3
1270	Dormitory 34-16	1954	\$114,092	\$2,984	\$3,160	1,120	C	3
1280	Laundry 30-45	1954	\$121,292	\$3,173	\$3,360	1,120	C	3
1290	Dormitory 34-15	1954	\$114,092	\$2,984	\$3,160	1,120	C	3
1300	Dormitory 34-14	1954	\$114,092	\$2,984	\$3,160	1,120	C	3
1310	Dormitory 34-13	1954	\$114,092	\$2,984	\$3,160	1,120	C	3
1340	Dormitory 34-18	1956	\$126,643	\$3,313	\$3,508	1,176	C	3

## FY 08 Arizona Department of Administration Building System Inventory

General Services Division

June 30, 2008

	Year	2008 Replacement Value	FY 2010 Renewal	FY 2011 Renewal	Square Feet	Classes			
						Marshall	IBC	Fire Sprklr	
<b>DC-3-001 Department of Corrections</b>		<b>ASP - FORT GRANT</b>							
<b>County: Graham</b>									
1350	Dormitory 34-19	1956	\$126,643	\$3,313	\$3,508	1,176	C	3	
1360	Dormitory 34-20	1956	\$126,643	\$3,313	\$3,508	1,176	C	3	
1370	Dormitory 34-24	1956	\$126,643	\$3,313	\$3,508	1,176	C	3	
1380	Dormitory 34-25	1956	\$126,643	\$3,313	\$3,508	1,176	C	3	
1390	Dormitory 34-26	1956	\$126,643	\$3,313	\$3,508	1,176	C	3	
1450	Dormitory Cochise #1 34-01	1964	\$1,104,636	\$25,427	\$27,539	6,870	C	3	
1460	Dormitory Cochise #2 34-02	1965	\$296,172	\$6,662	\$7,220	2,464	C	3	
1470	State Stable Building 30-31	1965	\$27,685	\$623	\$675	8,000	C	3	
1480	Farm ACI Maint Storage 80-04	1952	\$297,886	\$7,792	\$8,251	2,260	C	3	
1490	Farm ACI Office 80-02	1970	\$321,437	\$6,390	\$6,945	2,705	C	3	
1500	Farm ACI Hay Barn 80-01	1965	\$281,385	\$6,330	\$6,859	8,880	D	5	
1510	Dog Kennels 30-32	1984	\$56,120	\$705	\$777	1,890	D	5	
1520	Farm Barn 80-08	1984	\$56,624	\$711	\$784	1,800	C	3	
1530	Farm Hog Barn 80-03	1975	\$211,365	\$3,649	\$3,981	3,000	D	5	
1560	Emergency Power Plant 30-43	1987	\$51,964	\$571	\$633	576	C	3	
1570	Paint/Chemical Storage 30-14	1987	\$20,400	\$224	\$249	258	D	5	
1600	Staff Corrals Hay Barn 80-07	1984	\$45,186	\$567	\$626	1,800	C	3	
1610	Storage Building 30-50	1950	\$23,788	\$622	\$659	258	C	3	
2000	Well #1 Pump & Shelter 30-51	1977	\$271,603	\$4,405	\$4,815	1,320	D	0	
2020	Sewage Disposal System 30-52	1950	\$277,529	\$7,259	\$7,688	96	D	0	
2030	Water Value Station 30-53	1989	\$5,317	\$53	\$59	400	D	5	
2040	Water Filtration Bldg 30-54	1991	\$274,655	\$2,443	\$2,739	800	D	5	
2050	Well House #2 30-55	1990	\$22,149	\$209	\$233	240	D	5	
2060	WWTP Ponds & Blower Bldg 30-56	1999	\$934,853	\$4,402	\$5,179	100	C	3	

**FY 08 Arizona Department of Administration Building System Inventory**

General Services Division

June 30, 2008

	Year	2008 Replacement Value	FY 2010 Renewal	FY 2011 Renewal	Square Feet	Classes		
						Marshall	IBC	Fire Sprklr
<b>DC-3-001 Department of Corrections</b>		<b>ASP - FORT GRANT</b>						
<b>County: Graham</b>								
3000	Staff Corral 80-05	1989	\$26,801	\$266	\$297	484	D	5
3030	Multi-Purpose Building 30-57	1995	\$246,734	\$1,678	\$1,914	5,519	C	3
3040	Dormitory 34-11	1956	\$126,643	\$3,313	\$3,508	1,176	D	5
3050	Dormitory 34-12	1954	\$114,091	\$2,984	\$3,160	1,120	D	5
	<b>Location Totals:</b>	<b>127</b>	<b>\$36,100,912</b>	<b>\$819,862</b>	<b>\$878,392</b>	<b>310,623</b>		
<b>DC-3-003 Department of Corrections</b>		<b>ASPC - SAFFORD</b>						
<b>County: Graham</b>								
008A	Wardens Residence 90-01	1971	\$53,883	\$1,043	\$1,134	1,080	D	5
008B	Deputy Wardens Residence 90-03	1971	\$53,883	\$1,043	\$1,134	1,080	D	5
008K	Residence Trailer 90-23	1971	\$35,241	\$682	\$742	720	D	5
0100	StateGarage/CX Tool Room 01-10	1972	\$201,972	\$3,804	\$4,140	4,142	S	2N
0120	Domestic Water System 01-20	1987	\$422,478	\$4,641	\$5,149	750	D	0
0140	Graham Physical Plant 11-16	1972	\$22,647	\$427	\$464	288	C	3
0160	Electronics Building 01-15	1982	\$57,282	\$779	\$857	1,080	D	5
0170	Complex Maint Office/Lumber Bin 01-07	1982	\$41,000	\$558	\$613	1,944	D	5
0230	Maint WareHouse/Shops 01-06	1983	\$137,935	\$1,804	\$1,987	3,840	S	2N
0250	Maint Shops/Tool Rm 11-17	1975	\$46,515	\$803	\$876	700	D	5
0310	Graham Dormitory #4 14-04	1976	\$1,309,654	\$21,924	\$23,943	6,532	C	3
0320	Surplus Property 01-08	1977	\$167,893	\$2,723	\$2,976	4,598	D	5
0330	Graham Dormitory #2 14-02	1977	\$1,049,392	\$17,018	\$18,604	8,299	C	3
0350	Graham Dormitory #1 14-01	1980	\$1,111,458	\$16,280	\$17,857	7,315	C	3
0360	Graham Dormitory 7 Quonset Huts 14-07	1986	\$302,377	\$3,480	\$3,853	8,208	D	5
0370	TSU Building 01-09	1986	\$92,536	\$1,065	\$1,179	1,280	D	5

**FY 08 Arizona Department of Administration Building System Inventory**

General Services Division

June 30, 2008

	Year	2008 Replacement Value	FY 2010 Renewal	FY 2011 Renewal	Square Feet	Classes			
						Marshall	IBC	Fire Sprklr	
<b>DC-3-003 Department of Corrections</b>		<b>ASPC - SAFFORD</b>							
<b>County: Graham</b>									
0390	Staff Training Classroom 01-11	1987	\$113,868	\$1,251	\$1,388	1,440	D	5	
0420	Graham/Kitchen/Dinning/Dormitory 11-03	1983	\$1,847,739	\$24,166	\$26,615	14,346	C	3	
0440	Graham Dormitory #3 14-03	1986	\$790,735	\$9,101	\$10,076	6,954	C	3	
0460	Graham Dormitory 8 Quonset Huts 14-08	1986	\$564,808	\$6,500	\$7,197	11,693	D	5	
0470	Quonset Hut 01-14	1984	\$719,638	\$9,035	\$9,967	7,220	D	5	
0490	Gym/Multi-Purpose Bldg 11-07	1987	\$295,326	\$3,244	\$3,599	8,000	S	2N	
049A	Multi-Purpose/Ed/Library 11-08	1987	\$595,566	\$6,543	\$7,259	6,402	C	3	
0520	WastewaterTreatment Plnt 01-21	1988	\$971,476	\$10,164	\$11,302	0		0	
052A	WastewaterReuseSystmPmps 01-61	1991	\$425,797	\$3,787	\$4,246		D	0	
052B	WW Meter Building 01-27	1992	\$0	\$0	\$0	36	C	3	
0530	Wastewater Chlorine Bldg 01-28	1987	\$876	\$10	\$11	64	D	5	
0600	Central Intake/CIP 11-02	2000	\$361,484	\$1,513	\$1,802	4,008	D	5	
0620	Graham Dormitory #5 14-05	1989	\$528,042	\$5,249	\$5,851	5,175	C	3	Y
0630	Graham Dormitory #6 14-06	1989	\$528,042	\$5,249	\$5,851	5,175	C	3	Y
0640	Shipping/Receiving 01-05	1989	\$180,519	\$1,794	\$2,000	5,206	C	3	Y
0670	Modular Investigation Office I&I 11-06	1989	\$53,883	\$536	\$597	1,080	D	5	
0700	Mdulr-Financial Services 01-19	1989	\$133,960	\$1,332	\$1,484	1,440	D	5	
0720	Offender Informatn Unit 01-02	1989	\$133,960	\$1,332	\$1,484	1,440	D	5	
0750	Mail&Property(Personnel) 01-03	1989	\$133,960	\$1,332	\$1,484	1,440	D	5	
0850	Complex Administration 54-01-01	1992	\$677,174	\$5,668	\$6,378	5,090	C	3	
0860	Transportation/Mtr Pool 01-04	1993	\$44,520	\$349	\$395	480	D	5	
086A	2000 Gal FuelingTanks 01-04A	1994	\$48,924	\$358	\$407	587		0	N
0870	Tonto Medical Bldg/HlthUnt 21-02	1992	\$976,792	\$8,176	\$9,199	5,880	C	3	
0880	Tonto Kitchen/Dining Hall 21-03	1992	\$843,066	\$7,057	\$7,940	5,075	C	3	

**FY 08 Arizona Department of Administration Building System Inventory**

General Services Division

June 30, 2008

	Year	2008 Replacement Value	FY 2010 Renewal	FY 2011 Renewal	Square Feet	Classes			
						Marshall	IBC	Fire Sprklr	
<b>DC-3-003 Department of Corrections</b>		<b>ASPC - SAFFORD</b>							
<b>County: Graham</b>									
0890	Tonto Education Bldg 21-04	1992	\$830,607	\$6,952	\$7,823	5,000	C	3	
0900	Tonto Dormitory #1 24-01	1992	\$1,278,097	\$10,698	\$12,037	11,912	C	3	
0910	Tonto Dormitory #2 24-02	1992	\$1,278,303	\$10,700	\$12,039	11,912	C	3	
0920	Tonto Dormitory #3 24-03	1992	\$639,149	\$5,350	\$6,020	6,645	C	3	
0930	Tonto Unit Administration 21-01	1992	\$2,434,007	\$20,373	\$22,924	14,652	C	3	
0950	Tonto Holding Pen/Rstroom 21-06	1997	\$8,210	\$47	\$55	1,600	D	5	
0960	Tonto Sallyport 21-05	1992	\$55,375	\$463	\$522	264	C	3	
0970	Occupational Health 01-18	1996	\$71,634	\$450	\$516	48	D	5	
0980	Modular Unit Staff Training 01-12	1996	\$31,369	\$197	\$226	480	D	5	
0990	Tonto Gas Dstrbtion System 01-55	1992	\$205,256	\$1,718	\$1,933	0		0	
1000	South Mailbox Bldg 11-19	1996	\$13,074	\$82	\$94	100	D	5	
1010	North Mailbox Bldg 11-18	1996	\$13,074	\$82	\$94	100	D	5	
1020	Wkcrw/Inmate Strip Shack 11-04	1996	\$31,369	\$197	\$226	480	D	5	
1030	Graham Administration 11-01	1999	\$828,925	\$3,903	\$4,592	10,000	C	3	Y
1040	Graham/Tonto Electric Gate 01-51	1990	\$85,523	\$805	\$900	0	C	0	
1050	Sweat Lodge 21-13	1990	\$0	\$0	\$0	500	D	5	
1060	Firing Range 01-45	1999	\$0	\$0	\$0	5,400	D	5	
1070	Complex Administration Storage Connex 01-29A	2005	\$5,029	\$8	\$11	960	S	2B	N
1080	Complex Administration Storage Connex 01-29B	2005	\$5,029	\$8	\$11	960	S	2B	N
1090	Complex Administration Storage Connex 01-29C	2005	\$5,029	\$8	\$11	960	S	2B	N
2000	Wastewater Collection System 01-53	1986	\$1,509,000	\$17,367	\$19,228	0	D	2B	N
<b>Location Totals:</b>		<b>61</b>	<b>\$25,404,362</b>	<b>\$271,225</b>	<b>\$301,302</b>	<b>222,060</b>			

**FY 08 Arizona Department of Administration Building System Inventory**

General Services Division

June 30, 2008

		Year	2008 Replacement Value	FY 2010 Renewal	FY 2011 Renewal	Square Feet	Classes		
							Marshall	IBC	Fire Sprklr
<b>DC-3-004 Department of Corrections</b>		<b>ASPC - DOUGLAS</b>							
<b>County: Cochise</b>									
0010	Complex Administration 01-01	1987	\$2,174,070	\$23,884	\$26,498	16,353	C	3	
0020	Complex Training Center 01-06	1989	\$118,369	\$1,177	\$1,312	1,344	D	5	N
0030	Complex Training Office 01-05	1989	\$44,388	\$441	\$492	504	D	5	N
0040	Complex Telephone Switching Trailer 01-21	1990	\$47,558	\$448	\$501	480	D	5	N
0050	Complex Vehicle Maint. 01-09	1987	\$487,330	\$5,354	\$5,940	2,460	S		N
0060	Complex Maintenance Shop 01-10	1987	\$899,178	\$9,878	\$10,959	6,840	S	2N	
0070	Complex Maint. Carpenter Storage 01-08	1988	\$19,234	\$201	\$224	672	D	5	N
0080	Complex Traffic Control 01-17	1988	\$220,535	\$2,307	\$2,566	622	C	3	N
0090	Complex Warehouse/Receiving/Laundry 01-19	1987	\$866,867	\$9,523	\$10,565	9,642	S		N
0100	Complex Canteen Modular 01-26	1986	\$147,993	\$1,703	\$1,886	1,884	D	5	N
0110	Complex Canteen/Warehouse #2 01-11	1986	\$288,064	\$3,315	\$3,671	6,400	S		N
0120	Complex Warehouse # 4 & 5 01-15	1941	\$587,406	\$15,365	\$16,271	20,400	D	5	
0130	Complex Maintenance Warehouse 01-13	1941	\$129,521	\$3,388	\$3,588	4,525	D	5	N
0140	Complex Freezer Warehouse 01-14	1941	\$287,127	\$7,510	\$7,953	3,150	D	5	N
0150	Complex Dog Kennel 01-99M	1996	\$17,025	\$107	\$123	720	S		N
0160	Complex Vocation/Education 01-22	1987	\$1,253,142	\$13,767	\$15,273	12,000	S		N
0170	Complex Inmate Industries/Warehouse 81-01	1986	\$1,055,513	\$12,148	\$13,449	20,000	S		Y
0180	Complex Firehouse 01-12	1990	\$535,291	\$5,041	\$5,635	3,000	S		Y
0400	Complex Residence Mobile Lot #6 91-03	1986	\$40,426	\$465	\$515	720	D	5	N
0401	Complex Residence Storage Lot #6 91-03A	1986	\$2,973	\$34	\$38	120	D	5	N
0410	Complex Residence Mobile 91-02	1986	\$37,728	\$434	\$481	672	D	5	N
0420	Complex Bus Stop Waiting Shelter 91-04	1986	\$2,974	\$34	\$38	120	D	5	N
0430	Complex Residence Pump House 91-05	1986	\$2,974	\$34	\$38	120	D	5	N
0450	Complex Residence, Administrator 91-01	1941	\$362,320	\$9,477	\$10,036	4,114	C	3	N

## FY 08 Arizona Department of Administration Building System Inventory

General Services Division

June 30, 2008

		Year	2008 Replacement Value	FY 2010 Renewal	FY 2011 Renewal	Square Feet	Classes		
							Marshall	IBC	Fire Sprklr
<b>DC-3-004 Department of Corrections</b>		<b>ASPC - DOUGLAS</b>							
<b>County: Cochise</b>									
1010	Gila Administration 31-01	1976	\$940,679	\$15,747	\$17,198	11,520	D	5	N
1020	Gila Visitation 31-03	1976	\$440,944	\$7,382	\$8,061	4,320	D	5	N
1030	Gila Store 31-02	1976	\$440,944	\$7,382	\$8,061	4,320	D	5	N
1040	Gila Dormitory #8 34-01	1976	\$830,931	\$13,910	\$15,191	10,176	D	5	N
1050	Gila Library 31-04	1976	\$293,961	\$4,921	\$5,374	2,880	D	5	N
1060	Gila Dormitory #10 34-02	1976	\$830,931	\$13,910	\$15,191	10,176	D	5	N
1070	Gila Classroom - Cochise College 31-05	1976	\$151,384	\$2,534	\$2,768	1,440	D	5	N
1080	Gila Dormitory #12 31-06	1976	\$514,436	\$8,612	\$9,405	5,040	D	5	N
1090	Gila Modular Restroom #1 31-07	1976	\$147,856	\$2,475	\$2,703	1,440	D	5	N
1100	Gila Dormitory #14 34-03	1976	\$830,931	\$13,910	\$15,191	10,176	D	5	N
1110	Gila Dormitory Modular 31-08	1976	\$293,961	\$4,921	\$5,374	2,880	D	5	N
1120	Gila Dormitory #16 34-04	1976	\$830,931	\$13,910	\$15,191	10,176	D	5	N
1130	Gila Captain's Office 31-09	1976	\$146,975	\$2,460	\$2,687	1,440	D	5	N
1140	Gila Tool Room 31-10	1976	\$146,975	\$2,460	\$2,687	1,440	D	5	N
1150	Gila Sanitation 31-11	1976	\$146,975	\$2,460	\$2,687	1,440	D	5	N
1160	Gila Education 31-12	1976	\$293,961	\$4,921	\$5,374	2,880	D	5	N
1170	Gila Yard Office/Medical (CMA) 31-13	1976	\$367,451	\$6,151	\$6,718	3,600	D	5	N
1180	Gila Kitchen/Dining 31-14	1999	\$1,398,248	\$6,583	\$7,746	7,296	S		Y
1190	Gila Dormitory #22 34-08	1976	\$830,931	\$13,910	\$15,191	10,176	D	5	N
1200	Gila Chapel/Barber Shop 31-16	1976	\$146,975	\$2,460	\$2,687	1,440	D	5	N
1210	Gila Storage/North Yard Phones 31-15	1976	\$146,975	\$2,460	\$2,687	1,440	D	5	N
1220	Gila Dormitory #19 34-05	1976	\$830,931	\$13,910	\$15,191	10,176	D	5	N
1230	Gila Counselors Office 31-21	1986	\$293,961	\$3,383	\$3,746	2,880	D	5	N
1240	Gila Dormitory #28 34-06	1976	\$830,931	\$13,910	\$15,191	10,176	D	5	N

**FY 08 Arizona Department of Administration Building System Inventory**

General Services Division

June 30, 2008

		Year	2008 Replacement Value	FY 2010 Renewal	FY 2011 Renewal	Square Feet	Classes		
							Marshall	IBC	Fire Sprklr
<b>DC-3-004 Department of Corrections</b>		<b>ASPC - DOUGLAS</b>							
<b>County: Cochise</b>									
1250	Gila Dormitory #17 31-20	1976	\$147,856	\$2,475	\$2,703	1,440	D	5	N
1260	Gila Dormitory Housing Unit #16 31-19	1976	\$517,522	\$8,664	\$9,461	5,040	D	5	N
1270	Gila Modular Restroom #2 31-18	1976	\$147,856	\$2,475	\$2,703	1,440	D	5	N
1280	Gila Dormitory #24 34-07	1976	\$830,931	\$13,910	\$15,191	10,176	D	5	N
1290	Gila Storage Modular 31-17	1976	\$293,961	\$4,921	\$5,374	2,880	D	5	N
1300	Gila Mail & Property 31-22	1976	\$83,069	\$1,391	\$1,519	1,233	D	5	N
1310	Gila Tower #1 31-23	1987	\$192,685	\$2,117	\$2,348	144	S		N
1320	Gila Tower #2 31-28	1987	\$192,685	\$2,117	\$2,348	144	S		N
1330	Gila Tower #3 31-27	1987	\$192,685	\$2,117	\$2,348	144	S		N
1340	Gila Tower #4 31-26	1987	\$192,685	\$2,117	\$2,348	144	S		N
1350	Gila Tower #5 31-25	1987	\$192,685	\$2,117	\$2,348	144	S		N
1360	Gila Tower #6 31-24	1987	\$192,685	\$2,117	\$2,348	144	S		N
1370	Gila Sallyport Office 31-23A	2004	\$5,103	\$11	\$14	96	D	5	N
1380	Gila Sallyport Restroom 31-23B	2004	\$11,700	\$24	\$32	96	D	5	N
1390	Gila Sallyport Strip Shack 31-23C	2004	\$4,460	\$9	\$12	180	D	5	N
2000	Mohave Administration 11-02	1987	\$835,922	\$9,183	\$10,188	8,640	S	2N	
2010	Mohave Education 11-01	1987	\$763,563	\$8,388	\$9,306	8,487	S		N
2020	Mohave South Visitation 11-09	1986	\$374,260	\$4,307	\$4,769	3,000	S		N
2030	Mohave North Visitation 11-10	1986	\$374,260	\$4,307	\$4,769	3,000	S		N
2040	Mohave Public and Staff Entry Bldg 11-12	1986	\$370,387	\$4,263	\$4,719	2,969	C	3	N
2050	Mohave Medical Unit 11-11	1986	\$773,466	\$8,902	\$9,856	6,200	S		N
2060	Mohave CDU/Lock-up 11-22	1986	\$1,908,903	\$21,970	\$24,323	5,650	C	3	N
2065	Mohave CDU Visitation 11-23	2000	\$38,897	\$163	\$194	1,080	D	5	N
2070	Mohave CDU Laundry Building 11-20	1991	\$22,017	\$196	\$220	400	D	5	N

**FY 08 Arizona Department of Administration Building System Inventory**

General Services Division

June 30, 2008

		Year	2008 Replacement Value	FY 2010 Renewal	FY 2011 Renewal	Square Feet	Classes		
							Marshall	IBC	Fire Sprklr
<b>DC-3-004 Department of Corrections</b>		<b>ASPC - DOUGLAS</b>							
<b>County: Cochise</b>									
2080	Mohave South Programs Building 11-07	1986	\$324,358	\$3,733	\$4,133	2,600	S		N
2090	Mohave North Programs Building 11-08	1986	\$324,358	\$3,733	\$4,133	2,600	S		N
2100	Mohave Guard Tower #8 11-03	1986	\$817,689	\$9,411	\$10,419	581	S		N
2110	Mohave Chapel 11-19	1990	\$127,581	\$1,201	\$1,343	1,800	D	5	
2115	Mohave Tool Room 11-24	1989	\$33,780	\$336	\$374	480	D	5	N
2120	Mohave Property 11-06	1989	\$2,261,186	\$22,475	\$25,054	11,998	S		N
2140	Mohave Inmate Snackbar 11-17	1990	\$38,042	\$358	\$400	384	D	5	N
2150	Mohave Snack Bar Storage 11-18	1990	\$4,182	\$39	\$44	76	D	5	N
2160	Mohave Kitchen/Dining 11-05	1986	\$1,472,075	\$16,942	\$18,757	11,800	C	3	Y
2170	Mohave Dormitory #1 14-01	1986	\$1,356,931	\$15,617	\$17,290	10,877	C	3	N
2180	Mohave Dormitory #2 14-02	1986	\$1,356,931	\$15,617	\$17,290	10,877	C	3	N
2190	Mohave Dormitory #3 14-03	1986	\$1,356,931	\$15,617	\$17,290	10,877	C	3	N
2200	Mohave Dormitory #4 14-04	1986	\$1,356,931	\$15,617	\$17,290	10,877	C	3	N
2210	Mohave Dormitory #5 14-05	1986	\$1,356,931	\$15,617	\$17,290	10,877	C	3	N
2220	Mohave Dormitory #6 14-06	1986	\$1,356,931	\$15,617	\$17,290	10,877	C	3	N
2230	Mohave Dormitory #7 14-07	1986	\$1,356,931	\$15,617	\$17,290	10,877	C	3	N
2240	Mohave Dormitory #8 14-08	1986	\$1,356,931	\$15,617	\$17,290	10,877	C	3	N
2250	Mohave CDU Storage 11-21	1989	\$3,965	\$39	\$44	120	D	5	N
2260	Mohave Tower #7 11-04	1987	\$192,685	\$2,117	\$2,348	183	S		N
2270	Mohave Visitation Non-Contact 14-09	2000	\$79,913	\$334	\$398	1,440	D	5	N
2290	Mohave Sallyport Strip Shack 11-13B	2004	\$3,568	\$7	\$10	180	D	5	N
3000	Maricopa Admin/Dining/Kit. 21-01	1986	\$943,628	\$10,860	\$12,024	7,564	D	5	
3010	Maricopa Resource Library 21-08	1989	\$147,856	\$1,470	\$1,638	1,440	D	5	
3020	Maricopa Maintenance Bldg 21-04	1987	\$36,311	\$399	\$443	462	D	5	N

**FY 08 Arizona Department of Administration Building System Inventory**

General Services Division

June 30, 2008

	Year	2008 Replacement Value	FY 2010 Renewal	FY 2011 Renewal	Square Feet	Classes			
						Marshall	IBC	Fire Sprklr	
<b>DC-3-004 Department of Corrections</b>		<b>ASPC - DOUGLAS</b>							
<b>County: Cochise</b>									
3030	Maricopa East Gate Strip Shack 21-07	1986	\$4,421	\$51	\$56	240	D	5	N
3040	Maricopa Dormitory #1 24-02	1988	\$960,180	\$10,046	\$11,171	7,729	S	2B	N
3050	Maricopa Dormitory #2 24-01	1986	\$943,628	\$10,860	\$12,024	7,564	S		N
3060	Maricopa CO III/Recreation Office 21-06	1988	\$15,534	\$163	\$181	168	C	3	N
3070	Maricopa Hobby Shop 21-02	1989	\$77,502	\$770	\$859	880	C	3	N
3080	Maricopa Recreation Hall 21-03	1989	\$77,502	\$770	\$859	880	C	3	N
3090	Maricopa Dormitory #3 24-03	1989	\$149,718	\$1,488	\$1,659	1,884	D	5	N
3100	Maricopa Sanitation #4 24-04	1991	\$144,939	\$1,289	\$1,445	1,440	D	5	N
3116	Maricopa Tent A 24-T1	2003	\$18,242	\$48	\$61	512	D	5	N
3117	Maricopa Tent B 24-T2	2003	\$18,242	\$48	\$61	512	D	5	N
3118	Maricopa Tent C 24-T3	2003	\$18,242	\$48	\$61	512	D	5	N
3119	Maricopa Tent D 24-T4	2003	\$18,242	\$48	\$61	512	D	5	N
3120	Maricopa Tent E 24-T5	2003	\$18,242	\$48	\$61	512	D	5	N
3121	Maricopa Tent F 24-T6	2003	\$18,242	\$48	\$61	512	D	5	N
3122	Maricopa Tent G 24-T7	2003	\$18,242	\$48	\$61	512	D	5	N
3123	Maricopa Tent H 24-T8	2003	\$18,242	\$48	\$61	512	D	5	N
3124	Maricopa Tent I 24-T9	2003	\$18,242	\$48	\$61	512	D	5	N
3125	Maricopa Tent J 24-T10	2003	\$18,242	\$48	\$61	512	D	5	N
3130	Maricopa Kitchen Freezer Storage 21-05	1995	\$17,003	\$116	\$132	300	D	5	N
3200	Eggers Administration Building 51-01	2004	\$3,413,483	\$7,143	\$9,455	9,332	S	2N	Y
3210	Eggers Strip Search Connex 51-02	2004	\$11,772	\$25	\$33	320	S	2N	N
3220	Eggers Fire Pump House 51-03	2004	\$57,015	\$119	\$158	144	D	5	N
3230	Eggers Water Storage Tank 51-04	2004	\$163,641	\$342	\$453	0	S	2N	N
3240	Eggers Storage Shed #1 51-05	2004	\$3,568	\$7	\$10	144	D	5	N

**FY 08 Arizona Department of Administration Building System Inventory**

General Services Division

June 30, 2008

	Year	2008 Replacement Value	FY 2010 Renewal	FY 2011 Renewal	Square Feet	Classes			
						Marshall	IBC	Fire Sprklr	
<b>DC-3-004 Department of Corrections</b>		<b>ASPC - DOUGLAS</b>							
<b>County: Cochise</b>									
3250	Eggers Dormitory Housing 54-01	2004	\$3,579,502	\$7,490	\$9,915	23,000	S	2N	Y
<b>Location Totals:</b>		<b>121</b>	<b>\$57,885,880</b>	<b>\$658,531</b>	<b>\$728,696</b>	<b>498,530</b>			
<b>DC-3-005 Department of Corrections</b>		<b>ASPC - DOUGLAS - PAPAGO</b>							
<b>County: Cochise</b>									
0010	Papago Dormitory E & F Run 44-04	1983	\$1,020,506	\$13,347	\$14,699	10,000	D	5	
0015	Papago Dormitory G & H Run 44-05	1983	\$699,044	\$9,142	\$10,069	6,850	D	5	
0020	Papago Dormitory A Run 44-03	1983	\$689,481	\$9,017	\$9,931	6,755	D	5	
0030	Papago Dormitory B & C Run 44-02	1983	\$1,006,515	\$13,164	\$14,498	9,861	D	5	
0040	Papago Program Office D Run 44-01	1983	\$331,317	\$4,333	\$4,772	3,246	D	5	
0050	Papago Kitchen/Dining/Yard Office 41-01	1983	\$642,023	\$8,397	\$9,248	6,290	D	5	
0060	Papago Laundry/Storage 41-02	1983	\$58,794	\$769	\$847	576	D	5	
0070	Papago Visitation 41-04	1987	\$129,358	\$1,421	\$1,577	1,440	D	5	
0080	Papago CO IV/CO III Offices 41-05	1989	\$103,567	\$1,029	\$1,148	1,344	D	5	
0090	Papago Inmate Store 41-08	1990	\$44,388	\$418	\$467	480	D	5	
0190	Papago Strip Shack 44-06	1996	\$10,001	\$63	\$72	450	D	5	
0200	Papago Maintenance Trailer 41-09	1989	\$16,512	\$164	\$183	300	D	5	
0210	Papago Tool Room 41-10	1989	\$42,273	\$420	\$468	6,000	D	5	
0220	Papago Programs 41-11	1996	\$20,493	\$129	\$148	1,344	D	5	
0230	Papago Programs/Education CD #1 41-12	1998	\$108,438	\$567	\$661	1,400	D	5	
0240	Papago Programs/Education CD #2 41-13	1998	\$108,438	\$567	\$661	1,400	D	5	
<b>Location Totals:</b>		<b>16</b>	<b>\$5,031,149</b>	<b>\$62,947</b>	<b>\$69,449</b>	<b>57,736</b>			

**FY 08 Arizona Department of Administration Building System Inventory**

General Services Division

June 30, 2008

		Year	2008 Replacement Value	FY 2010 Renewal	FY 2011 Renewal	Square Feet	Classes		
							Marshall	IBC	Fire Sprklr
<b>DC-4-001 Department of Corrections</b>		<b>ASPC - WINSLOW</b>							
<b>County: Navajo</b>									
0010	Complex Administration Building 01-01	1991	\$1,954,860	\$17,385	\$19,494	10,827	C	3	
0020	Motor Pool/Maintenance/Warehouse 01-02	1987	\$2,541,655	\$27,922	\$30,978	16,000	C	3	
0040	Gate House 1 01-05	1987	\$6,645	\$73	\$81	96	D	5	
0050	Water System Pump House 01-06	1987	\$63,792	\$701	\$778	640	B	0	
0060	Pressurized Storage Tank Building 01-10	1995	\$23,785	\$162	\$184	240	S	2N	
0070	Water Softener Shed 01-08	1995	\$95,151	\$647	\$738	1,200	S	2N	
0080	Personnel Building 01-07	1995	\$20,616	\$140	\$160	1,440	D	5	
0090	Dog Kennel 01-16	1994	\$44,536	\$326	\$370	1,890	D	5	N
1000	Kaibab Unit Administration 11-01	1987	\$3,027,390	\$33,259	\$36,898	19,270	B	2	
1010	Kitchen/Dining/Vocational Bldg. 11-02	1987	\$2,995,921	\$32,913	\$36,514	20,700	B	2	
1020	Academic Building 12 11-05	1991	\$716,453	\$6,372	\$7,145	4,667	C	3	
1030	CDU/Isolation Building 14-05	1987	\$1,129,624	\$12,410	\$13,768	3,850	B	1	
1040	Housing Unit CB-1 14-01	1987	\$5,105,897	\$56,093	\$62,231	30,024	B	2	
1050	North Multi-Purpose Building 11-03	1989	\$569,330	\$5,659	\$6,308	8,000	S	2N	
1060	Housing Unit CB-2 14-02	1987	\$5,105,897	\$56,093	\$62,231	30,024	B	2	
1070	Sallyport Control Gate 5 11-08	1991	\$122,268	\$1,087	\$1,219	264	B	2	
1080	Health Unit 11-06	1991	\$1,542,438	\$13,717	\$15,381	5,945	C	3	
1090	A.C.I./Voc. Ed Bldg. 11-07	1991	\$2,559,593	\$22,763	\$25,524	28,890	B	2	
1100	Medical Storage Trailer 01-09	1996	\$9,515	\$60	\$69	500	D	5	
1110	Housing Unit C.B. 4 14-04	1991	\$6,336,942	\$56,357	\$63,192	30,062	B	2	
1120	Housing Unit C.B. 3 14-03	1991	\$6,314,107	\$56,153	\$62,965	30,062	B	2	
1130	South Multi-Purpose Building 11-04	1991	\$614,526	\$5,465	\$6,128	7,927	B	2	
2000	Coronado Unit Administration 21-01	1987	\$1,762,212	\$19,359	\$21,478	12,390	B	2	
2010	Dormitory Housing Unit 7 24-07	1987	\$1,287,769	\$14,147	\$15,695	12,340	C	3	

**FY 08 Arizona Department of Administration Building System Inventory**

General Services Division

June 30, 2008

	Year	2008 Replacement Value	FY 2010 Renewal	FY 2011 Renewal	Square Feet	Classes			
						Marshall	IBC	Fire Sprklr	
<b>DC-4-001 Department of Corrections</b>		<b>ASPC - WINSLOW</b>							
<b>County: Navajo</b>									
2020	Dormitory Housing Unit 6 24-06	1990	\$573,119	\$5,397	\$6,033	5,175	C	3	
2030	Dormitory HU 5 24-05	1990	\$573,119	\$5,397	\$6,033	5,175	C	3	
2040	Program/Support Bldg. Pro-W 21-03	1991	\$576,440	\$5,126	\$5,748	5,205	C	3	
2050	Coronado Multi-Purpose Bldg. 21-02	1991	\$614,526	\$5,465	\$6,128	7,927	B	2	
2060	Program/Support Bldg. Pro-E 21-04	1991	\$576,552	\$5,127	\$5,749	5,206	C	3	
2070	Dormitory HU 4 24-04	1990	\$573,119	\$5,397	\$6,033	5,175	C	3	
2080	Dormitory HU 3 24-02	1990	\$573,119	\$5,397	\$6,033	5,175	C	3	
2090	Dormitory HU 2 24-03	1987	\$1,287,769	\$14,147	\$15,695	12,340	C	3	
2100	Dormitory Housing Unit 1 24-01	1987	\$1,287,769	\$14,147	\$15,695	12,340	C	3	
2110	Coronado Ramada 21-05	1990	\$28,704	\$270	\$302	1,296	S	2N	
2120	Coronado Strip Shack 21-06	2000	\$3,773	\$16	\$19	320	D	5	
3000	3000Gal SrfcStrgeTnks 54-01-12	1995	\$39,165	\$266	\$304	792		0	N
3010	Fuel Station Bldg. 54-01-13	1989	\$5,818	\$58	\$64	64	D	5	N
3020	Maint Tool Storage Bldg 54-01-14	1990	\$10,731	\$101	\$113	640	S	2N	N
3040	Fuel Station Canopy 01-14	1990	\$7,269	\$68	\$77	144	S	2B	N
3050	Recreation Cages 13-01	2004	\$8,048	\$17	\$22	6,400	S	2B	N
	<b>Location Totals:</b>	<b>40</b>	<b>\$50,689,961</b>	<b>\$505,661</b>	<b>\$563,577</b>	<b>350,622</b>			

**DC-7-001 Department of Corrections**

**ASPC - PHOENIX - GLOBE**

**County: Gila**

0010	Globe Administration Building 01-01	1997	\$2,194,399	\$12,628	\$14,588	11,070	C	3	
0020	Programs Building 01-02	1997	\$1,484,738	\$8,544	\$9,871	7,490	C	3	
0030	Yard Office 01-04	1997	\$218,052	\$1,255	\$1,450	2,200	C	3	
0040	Flammable Storage Building 01-05	1987	\$27,193	\$299	\$331	144	C	3	

**FY 08 Arizona Department of Administration Building System Inventory**

General Services Division

June 30, 2008

	Year	2008 Replacement Value	FY 2010 Renewal	FY 2011 Renewal	Square Feet	Classes			
						Marshall	IBC	Fire Sprklr	
<b>DC-7-001 Department of Corrections</b>		<b>ASPC - PHOENIX - GLOBE</b>							
<b>County: Gila</b>									
0050	Dining/Kitchen Building 01-03	1997	\$1,488,703	\$8,567	\$9,897	7,510	C	3	
0060	Dormitory Housing Unit 2/3 14-02	1987	\$1,813,934	\$19,928	\$22,108	9,604	C	3	
0070	Dormitory Housing Unit 1 14-01	1987	\$1,813,934	\$19,928	\$22,108	9,604	C	3	
0080	Pump House/Water System 01-06	1987	\$108,286	\$1,190	\$1,320	569	C	0	
0090	Sewer Plant 01-07	1987	\$160,172	\$1,760	\$1,952	0	B	0	
0100	Dormitory Housing Unit 4 14-03	1997	\$712,357	\$4,099	\$4,736	4,492	C	3	Y
0110	Dormitory Housing Unit 5 14-04	1997	\$712,357	\$4,099	\$4,736	4,492	C	3	Y
0130	Warehouse/Maintenance 01-08	1997	\$647,020	\$3,723	\$4,301	6,528	C	3	Y
0140	Strip Search Area 01-10	2000	\$21,076	\$88	\$105	120	D	5	
0150	TSU Connex Storage 1 14-05	2000	\$1,470	\$6	\$7	80	S	2N	N
0160	TSU Connex Storage 2 14-06	2000	\$1,470	\$6	\$7	80	S	2N	N
<b>Location Totals:</b>		<b>15</b>	<b>\$11,405,160</b>	<b>\$86,119</b>	<b>\$97,518</b>	<b>63,983</b>			
<b>Agency Totals:</b>		<b>1,128</b>	<b>\$1,078,754,536</b>	<b>\$11,461,561</b>	<b>\$12,712,826</b>	<b>7,192,953</b>			

**FY 08 Arizona Department of Administration Building System Inventory**

General Services Division

June 30, 2008

		Year	2008 Replacement Value	FY 2010 Renewal	FY 2011 Renewal	Square Feet	Classes		
							Marshall	IBC	Fire Sprklr
<b>EQ-1-001 Department of Environmental Quality</b>		<b>PHOENIX</b>							
<b>County: Maricopa</b>									
0010	Vehicle Emissions Laboratory	1973	\$1,382,184	\$25,308	\$27,566	10,890	C	3	
0020	Modular Administration Office	2003	\$84,522	\$221	\$281	840	D	5	
0030	Diagnostic Building	1974	\$363,663	\$6,468	\$7,051	780	C	3	
0050	Classroom Mobile	1990	\$63,792	\$601	\$671	720	D	5	
0060	Office Trailer	1995	\$170,145	\$1,157	\$1,320	1,680	D	5	
0070	Hot Fuel Storage	1990	\$15,507	\$146	\$163	200	D	5	
<b>Location Totals:</b>		<b>6</b>	<b>\$2,079,815</b>	<b>\$33,901</b>	<b>\$37,053</b>	<b>15,110</b>			
<b>EQ-2-001 Department of Environmental Quality</b>		<b>TUCSON</b>							
<b>County: Pima</b>									
0010	Vehicular Emissions Laboratory	1973	\$1,496,523	\$27,401	\$29,847	4,504	C	3	
<b>Location Totals:</b>		<b>1</b>	<b>\$1,496,523</b>	<b>\$27,401</b>	<b>\$29,847</b>	<b>4,504</b>			
<b>Agency Totals:</b>		<b>7</b>	<b>\$3,576,338</b>	<b>\$61,302</b>	<b>\$66,900</b>	<b>19,614</b>			

**FY 08 Arizona Department of Administration Building System Inventory**

General Services Division

June 30, 2008

		Year	2008 Replacement Value	FY 2010 Renewal	FY 2011 Renewal	Square Feet	Classes		
							Marshall	IBC	Fire Sprklr
<b>ES-1-001 Department of Economic Security</b>		<b>PHOENIX</b>							
<b>County: Maricopa</b>									
0010	Office Bldg 1717 W Jefferson	1962	\$5,517,533	\$132,776	\$143,666	41,913	B	2	Y
0020	Data Center 1720 W Madison	1953	\$11,002,472	\$287,790	\$304,770	39,679	B	2	Y
<b>Location Totals:</b>		<b>2</b>	<b>\$16,520,005</b>	<b>\$420,566</b>	<b>\$448,436</b>	<b>81,592</b>			
<b>ES-1-003 Department of Economic Security</b>		<b>YUMA</b>							
<b>County: Yuma</b>									
0010	Office Building	1956	\$540,945	\$14,149	\$14,984	5,040	C	3	
<b>Location Totals:</b>		<b>1</b>	<b>\$540,945</b>	<b>\$14,149</b>	<b>\$14,984</b>	<b>5,040</b>			
<b>ES-1-004 Department of Economic Security</b>		<b>PHOENIX - INDUSTRIES FOR THE BLIND</b>							
<b>County: Maricopa</b>									
0010	Main Building	1961	\$1,362,832	\$33,509	\$36,241	14,138	B	2	Y
0020	Warehouse	1976	\$614,510	\$10,287	\$11,235	20,027	S	2N	Y
0030	Paper Processing Building & QC Lab	1992	\$363,722	\$3,044	\$3,426	5,720	C	3	
0060	Waste Containment	1992	\$20,554	\$172	\$194	264	C	3	
0070	Machine Shop	1988	\$278,198	\$2,911	\$3,237	7,536	C	3	
0120	Haz Waste Water Treatment	1992	\$99,672	\$834	\$939	264		0	
0130	Rehabilitation Office & Shop	1983	\$1,292,337	\$16,902	\$18,615	5,740	C	3	
0140	Spray Paint Booth & Canopy	1982	\$44,606	\$607	\$667	1,200	S	2N	
0150	Water Jet Building	1983	\$174,792	\$2,286	\$2,518	3,200	S	2N	
0160	Trailer Doublewide	1990	\$83,111	\$783	\$875	1,152	D	5	
0170	Trailer Doublewide	1990	\$117,750	\$1,109	\$1,239	1,440	D	5	
0180	Office/Warehouse	1961	\$610,869	\$15,020	\$16,244	6,391	C	3	

**FY 08 Arizona Department of Administration Building System Inventory**

General Services Division

June 30, 2008

	Year	2008 Replacement Value	FY 2010 Renewal	FY 2011 Renewal	Square Feet	Classes		
						Marshall	IBC	Fire Sprklr
<b>ES-1-004 Department of Economic Security</b>		<b>PHOENIX - INDUSTRIES FOR THE BLIND</b>						
<b>Location Totals:</b>	<b>12</b>	<b>\$5,062,954</b>	<b>\$87,463</b>	<b>\$95,428</b>	<b>67,072</b>			
<b>ES-1-005 Arizona Training Program</b>		<b>Phoenix Metro Group Homes</b>						
<b>County: Maricopa</b>								
0010	ATP-111 E. Mariposa Group Home	1963	\$332,515	\$7,828	\$8,474	4,584	D	5
0011	ATP-111 E. Mariposa Garage	1963	\$63,336	\$1,491	\$1,614	841	D	5
0020	ATP-1750 E. Windsor - Garage	1988	\$177,237	\$1,854	\$2,062	820	D	5
0021	ATP-1750 E. Windsor - Group Housing	1988	\$1,105,360	\$11,565	\$12,860	5,114	D	5
0022	ATP-1750 E. Windsor - Day Room	1988	\$220,468	\$2,307	\$2,565	1,020	D	5
0030	ATP-2327 W. Campbell - Garage	1988	\$76,482	\$800	\$890	840	D	5
0031	ATP-2327 W. Campbell - Group Home	1988	\$1,076,351	\$11,262	\$12,522	4,461	D	5
0032	ATP-2327 W. Campbell - Day Room	1988	\$219,592	\$2,298	\$2,555	1,020	D	5
0033	ATP-2327 W. Campbell - Ramada	1988	\$63,177	\$661	\$735	2,592	C	5
0040	ATP-3043 N. 37th Street - Group Home	1988	\$979,441	\$10,248	\$11,395	4,645	D	5
0041	ATP-3043 N. 37th Street - Garage	1988	\$172,903	\$1,809	\$2,012	820	D	5
0042	ATP-3043 N. 37th Street - Ramada	1988	\$63,177	\$661	\$735	2,592	C	5
0050	ATP-3322 E. Pinchot - Group Housing	1988	\$1,212,268	\$12,684	\$14,104	5,566	D	5
0051	ATP-3322 E. Pinchot - Garage	1988	\$181,142	\$1,895	\$2,107	820	D	5
0060	ATP-4620 N. 5th Street - Group Housing	1963	\$479,260	\$11,282	\$12,214	2,726	C	3
0061	ATP-4620 N. 5th Street - Day Room	1963	\$143,157	\$3,370	\$3,648	820	D	5
0062	ATP-4620 N. 5th Street - Ramada	1988	\$63,177	\$661	\$735	2,592	C	5
0070	ATP-4505 W. Kaler Group Housing	1963	\$606,320	\$14,273	\$15,452	3,433	D	5
	<b>Location Totals:</b>	<b>18</b>	<b>\$7,235,362</b>	<b>\$96,949</b>	<b>\$106,677</b>	<b>45,306</b>		

**FY 08 Arizona Department of Administration Building System Inventory**

General Services Division

June 30, 2008

	Year	2008 Replacement Value	FY 2010 Renewal	FY 2011 Renewal	Square Feet	Classes			
						Marshall	IBC	Fire Sprklr	
<b>ES-1-011 Department of Economic Security</b>		<b>PHOENIX - 815 NORTH 18TH STREET</b>							
<b>County: Maricopa</b>									
0010	Office Building 815 N. 18th St	1953	\$5,085,716	\$133,026	\$140,875	40,053	C	3	Y
0050	Personnel Training Facility 815 N 18th St	1953	\$83,409	\$2,182	\$2,310	1,386	C	3	Y
<b>Location Totals:</b>		<b>2</b>	<b>\$5,169,125</b>	<b>\$135,208</b>	<b>\$143,185</b>	<b>41,439</b>			
<b>ES-1-012 Department of Economic Security</b>		<b>PHOENIX - 207 E MCDOWELL</b>							
<b>County: Maricopa</b>									
0030	Office Bldg 207 E McDowell	1961	\$1,857,312	\$45,667	\$49,390	14,057	C	3	
<b>Location Totals:</b>		<b>1</b>	<b>\$1,857,312</b>	<b>\$45,667</b>	<b>\$49,390</b>	<b>14,057</b>			
<b>ES-1-014 Department of Economic Security</b>		<b>PHOENIX - 3406 N 51ST AVE</b>							
<b>County: Maricopa</b>									
0050	Office Bldg 3406 North 51st Ave	1973	\$1,572,595	\$28,794	\$31,364	12,203	C	3	Y
<b>Location Totals:</b>		<b>1</b>	<b>\$1,572,595</b>	<b>\$28,794</b>	<b>\$31,364</b>	<b>12,203</b>			
<b>ES-1-015 Department of Economic Security</b>		<b>PHOENIX - 9801 N 7TH ST</b>							
<b>County: Maricopa</b>									
0060	Office Bldg 9801 North 7th St	1973	\$1,571,855	\$28,780	\$31,349	12,203	C	3	Y
<b>Location Totals:</b>		<b>1</b>	<b>\$1,571,855</b>	<b>\$28,780</b>	<b>\$31,349</b>	<b>12,203</b>			
<b>ES-1-016 Department of Economic Security</b>		<b>PHOENIX - 4635 S CENTRAL</b>							
<b>County: Maricopa</b>									
0080	Office Bldg 4635 South Central	1984	\$3,049,220	\$38,284	\$42,232	22,515	C	3	Y
<b>Location Totals:</b>		<b>1</b>	<b>\$3,049,220</b>	<b>\$38,284</b>	<b>\$42,232</b>	<b>22,515</b>			

**FY 08 Arizona Department of Administration Building System Inventory**

General Services Division

June 30, 2008

		Year	2008 Replacement Value	FY 2010 Renewal	FY 2011 Renewal	Square Feet	Classes		
							Marshall	IBC	Fire Sprklr
<b>ES-1-017 Department of Economic Security</b>		<b>PHOENIX - 1924 E UNIVERSITY</b>							
<b>County: Maricopa</b>									
0100	Office Bldg 1924 E University	1973	\$1,571,855	\$28,780	\$31,349	11,228	C	3	Y
<b>Location Totals:</b>		<b>1</b>	<b>\$1,571,855</b>	<b>\$28,780</b>	<b>\$31,349</b>	<b>11,228</b>			
<b>ES-2-001 Department of Economic Security</b>		<b>CASA GRANDE</b>							
<b>County: Pinal</b>									
0010	Office Bldg 401 N Marshall St	1958	\$807,700	\$21,127	\$22,373	6,467	C	3	
<b>Location Totals:</b>		<b>1</b>	<b>\$807,700</b>	<b>\$21,127</b>	<b>\$22,373</b>	<b>6,467</b>			
<b>ES-2-003 Department of Economic Security</b>		<b>NOGALES</b>							
<b>County: Santa Cruz</b>									
0010	Office Building	1963	\$555,334	\$13,073	\$14,152	4,617	C	3	
<b>Location Totals:</b>		<b>1</b>	<b>\$555,334</b>	<b>\$13,073</b>	<b>\$14,152</b>	<b>4,617</b>			
<b>ES-2-005 Department of Economic Security</b>		<b>TUCSON</b>							
<b>County: Pima</b>									
0010	Office Bldg 195 W Irvington	1981	\$3,501,120	\$49,452	\$54,310	26,800	B	2	Y
<b>Location Totals:</b>		<b>1</b>	<b>\$3,501,120</b>	<b>\$49,452</b>	<b>\$54,310</b>	<b>26,800</b>			
<b>ES-2-006 Department of Economic Security</b>		<b>MAMMOTH</b>							
<b>County: Pima</b>									
0040	Modular Office 228 Main St (North Bldg)	1988	\$58,783	\$615	\$684	648	D	5	
0060	Trailer - Storage 228 Main St	1968	\$18,239	\$382	\$414	144	D	5	
0070	Modular Office 228 Main St (South Bldg)	1980	\$142,117	\$2,082	\$2,283	1,440	D	5	

**FY 08 Arizona Department of Administration Building System Inventory**

General Services Division

June 30, 2008

	Year	2008 Replacement Value	FY 2010 Renewal	FY 2011 Renewal	Square Feet	Classes			
						Marshall	IBC	Fire Sprklr	
<b>ES-2-006 Department of Economic Security</b>		<b>MAMMOTH</b>							
<b>Location Totals:</b>	<b>3</b>	<b>\$219,139</b>	<b>\$3,078</b>	<b>\$3,381</b>	<b>2,232</b>				
<b>ES-2-007 Arizona Training Program</b>		<b>ARIZONA TRAINING CENTER - COOLIDGE</b>							
<b>County: Pinal</b>									
0010	Administration Building	1950	\$2,710,484	\$70,898	\$75,081	22,358	C	3	
0030	Classroom/Auditorium	1981	\$2,377,735	\$33,585	\$36,884	27,377	C	3	
0050	Tumbleweed Lounge	1951	\$188,630	\$4,934	\$5,225	1,840	C	3	
0060	PSB Building	1968	\$1,270,369	\$26,583	\$28,855	10,475	B	2	N
0070	Health Service Building	1951	\$1,171,677	\$30,647	\$32,456	10,818	C	3	
0080	Commissary	1960	\$801,982	\$20,138	\$21,771	7,608	C	3	
0090	Service Station	1968	\$180,946	\$3,786	\$4,110	2,225	C	3	
0100	ATPC-Adaptive Workshop	1966	\$211,812	\$4,654	\$5,046	2,009	B	2	N
0110	Workshop (Sewing)	1966	\$212,558	\$4,670	\$5,064	2,056	B	2	
011A	Storage	1971	\$17,110	\$331	\$360	486	S	2N	
0120	Central Kitchen	1956	\$201,767	\$5,278	\$5,589	1,840	C	3	
0130	Laundry and Boiler Room	1951	\$646,754	\$16,917	\$17,915	5,237	C	3	
0140	Maintenance Building	1951	\$552,566	\$14,453	\$15,306	4,410	C	3	
0150	Outside Maintenance Building	1965	\$71,508	\$1,609	\$1,743	1,800	S	2N	
0160	HVAC & Plumbing Shops	1965	\$91,665	\$2,062	\$2,234	2,310	S	2N	
0190	Sewage Lift Station (Farm)	1950	\$11,845	\$310	\$328	150	D	0	
0200	Sewage Disposal System (Farm)	1950	\$555,078	\$14,519	\$15,376	0		0	
021A	Water Distribution System	1979	\$107,783	\$1,635	\$1,791	0		0	
0220	Wash House (Garbage Cans)	1964	\$39,277	\$904	\$979	456	C	3	
0230	Oil Storage Building	1969	\$28,191	\$575	\$625	240	C	3	
0250	Ramadas	1971	\$75,036	\$1,452	\$1,580	5,600	S	2N	

**FY 08 Arizona Department of Administration Building System Inventory**

General Services Division

June 30, 2008

		Year	2008 Replacement Value	FY 2010 Renewal	FY 2011 Renewal	Square Feet	Classes		
							Marshall	IBC	Fire Sprklr
<b>ES-2-007 Arizona Training Program</b>		<b>ARIZONA TRAINING CENTER - COOLIDGE</b>							
<b>County: Pinal</b>									
0270	Greenhouses (2)	1976	\$88,204	\$1,477	\$1,613	1,024	D	5	
0280	Snack Bar	1970	\$12,473	\$248	\$269	192	D	5	
0290	Sewage Lift Station	1972	\$33,030	\$622	\$677	250	D	5	
029A	Workshop - Horticulture	1973	\$19,809	\$363	\$395	1,500	S	2N	
0300	Dormitory - 40 Oasis Court	1952	\$811,753	\$21,233	\$22,486	5,890	C	3	
0310	Dormitory - 50 Oasis Court	1959	\$811,753	\$20,808	\$22,486	5,890	C	3	
0320	Desert Sun Central	1962	\$1,347,429	\$32,425	\$35,085	10,390	C	3	
0330	Office/Storage Mesquite	1957	\$1,143,897	\$29,921	\$31,686	8,300	C	3	
0340	Storage-Ironwood	1957	\$1,347,429	\$35,245	\$37,324	8,300	C	3	
0350	Dormitory - 10 Oasis Court	1962	\$1,045,699	\$25,164	\$27,228	7,490	C	3	
0360	Dormitory - 20 Oasis Court	1962	\$1,045,699	\$25,164	\$27,228	7,490	C	3	
0370	Dormitory - 30 Oasis Court	1952	\$1,045,699	\$27,352	\$28,966	5,890	C	3	
0380	Dormitory - 40 Sandstone Court	1962	\$811,753	\$19,534	\$21,137	5,890	C	3	
0390	Dormitory - 50 Sandstone Court	1962	\$811,753	\$19,534	\$21,137	7,209	C	3	
0400	Day Program - Roadrunner	1961	\$1,144,724	\$28,146	\$30,441	9,788	C	3	
0410	Storage-Sandpiper	1961	\$1,104,889	\$27,166	\$29,381	8,306	C	3	
0420	Dormitory - 10 Sandstone Court	1959	\$1,240,369	\$31,795	\$34,358	8,306	C	3	
0430	Day Program - Desert Sun South	1957	\$1,045,699	\$27,352	\$28,966	7,634	C	3	
0440	Day Program - Desert Sun Southeast	1962	\$1,045,699	\$25,164	\$27,228	7,634	C	3	
0450	Dormitory - 30 Sandstone Court	1963	\$811,753	\$19,110	\$20,687	5,890	C	3	
0460	Dormitory - 20 Sandstone Court	1961	\$1,886,405	\$46,382	\$50,163	13,612	C	3	
0500	Group Residence-101 Circle Dr	1950	\$196,394	\$5,137	\$5,440	3,084	C	3	
0510	Group Residence-102 Circle Dr	1950	\$177,081	\$4,632	\$4,905	2,184	C	3	
0520	Group Residence-103 Circle Dr	1961	\$108,286	\$2,662	\$2,880	1,745	C	3	

**FY 08 Arizona Department of Administration Building System Inventory**

General Services Division

June 30, 2008

	Year	2008 Replacement Value	FY 2010 Renewal	FY 2011 Renewal	Square Feet	Classes			
						Marshall	IBC	Fire Sprklr	
<b>ES-2-007 Arizona Training Program</b>		<b>ARIZONA TRAINING CENTER - COOLIDGE</b>							
<b>County: Pinal</b>									
0530	Group Residence-104 Circle Dr	1961	\$144,045	\$3,542	\$3,830	2,592	C	3	
0540	Group Residence-105 Circle Dr	1961	\$144,045	\$3,542	\$3,830	1,824	C	3	
0550	Residence 6	1961	\$110,292	\$2,712	\$2,933	1,540	C	3	
0560	Residence 11	1961	\$96,947	\$2,384	\$2,578	1,250	C	3	
0570	Residence 12	1961	\$92,916	\$2,285	\$2,471	1,170	C	3	
0580	Residence 13	1961	\$96,947	\$2,384	\$2,578	1,230	C	3	
0590	Residence 14	1961	\$96,947	\$2,384	\$2,578	1,230	C	3	
0600	Residence 15	1961	\$96,947	\$2,384	\$2,578	1,230	C	3	
0610	Residence 25/26	1961	\$110,543	\$2,718	\$2,940	1,637	C	3	
0630	Residence 24	1961	\$38,768	\$953	\$1,031	495	C	3	
0640	Residence 23	1961	\$38,768	\$953	\$1,031	495	C	3	
0650	Residence 22	1961	\$64,895	\$1,596	\$1,726	495	C	3	
0660	Residence 21	1961	\$64,895	\$1,596	\$1,726	686	C	3	
0670	Residence 20	1961	\$56,304	\$1,384	\$1,497	495	C	3	
0680	Residence 19	1961	\$55,392	\$1,362	\$1,473	686	C	3	
0690	Residence 18	1961	\$55,392	\$1,362	\$1,473	686	C	3	
0700	Residence 17	1961	\$88,375	\$2,173	\$2,350	686	C	3	
0710	Residence 16	1966	\$116,199	\$2,553	\$2,768	1,080	D	5	
0720	Residence-107 Cottonwood Lane	1964	\$116,199	\$2,675	\$2,897	2,212	C	3	
0730	Residence-110 Cottonwood Lane	1964	\$134,725	\$3,101	\$3,359	2,212	C	3	
0740	Residence-109 Cottonwood Lane	1964	\$116,199	\$2,675	\$2,897	2,212	C	3	
0750	Residence-108 Cottonwood Lane	1964	\$156,133	\$3,594	\$3,892	2,212	C	3	
0760	Central Receiving Warehouse	1976	\$699,596	\$11,712	\$12,790	9,000	S	2N	Y
0770	Learning Center - Desert Sun North	1980	\$910,244	\$13,333	\$14,624	5,657	D	5	Y

**FY 08 Arizona Department of Administration Building System Inventory**

General Services Division

June 30, 2008

	Year	2008 Replacement Value	FY 2010 Renewal	FY 2011 Renewal	Square Feet	Classes			
						Marshall	IBC	Fire Sprklr	
<b>ES-2-007 Arizona Training Program</b>		<b>ARIZONA TRAINING CENTER - COOLIDGE</b>							
<b>County: Pinal</b>									
0790	Fire Station	1980	\$376,762	\$5,519	\$6,053	2,464	C	3	Y
0800	Water System Well No. 4	1970	\$190,566	\$3,788	\$4,117			0	
0810	Storage Cover	1976	\$8,380	\$140	\$153			0	
0900	Water Well 1	1970	\$331,529	\$6,591	\$7,163	0		0	
0910	Water Well 2	1970	\$172,695	\$3,433	\$3,731	0		0	
0920	Water Well 3	1978	\$1,298,686	\$20,382	\$22,304	0		0	
0930	Water Well 4	1970	\$161,296	\$3,206	\$3,485	0		0	
0940	Water Well 5	1970	\$745,686	\$14,824	\$16,111	0		0	
0950	Sewage Treatment Plant	1978	\$30,197	\$474	\$519	0		0	
<b>Location Totals:</b>		<b>78</b>	<b>\$37,679,964</b>	<b>\$870,288</b>	<b>\$935,968</b>	<b>298,659</b>			
<b>ES-2-008 Arizona Training Program</b>		<b>ARIZONA TRAINING CENTER - COOLIDGE FARM</b>							
<b>County: Pinal</b>									
0800	ATP-Coolidge Farm Residence 0800	1964	\$84,051	\$1,935	\$2,095	1,036	C	3	
0810	ATP-Coolidge Farm Residence 0810	1964	\$86,589	\$1,993	\$2,159	1,036	C	3	
0820	ATP-Coolidge Farm Residence 0820	1964	\$86,589	\$1,993	\$2,159	1,036	C	3	
0830	ATP-Coolidge Farm Equipment and Storage Building	1964	\$207,054	\$4,766	\$5,162	3,200	S		
<b>Location Totals:</b>		<b>4</b>	<b>\$464,284</b>	<b>\$10,687</b>	<b>\$11,575</b>	<b>6,308</b>			
<b>ES-2-009 Arizona Training Program</b>		<b>SOUTHERN AZ TRAINING CENTER - TUCSON</b>							
<b>County: Pima</b>									
0010	ATPT-Administration Building	1973	\$1,724,805	\$31,581	\$34,400	12,602	B	2	
0020	ATPT-Kitchen and Dining	1981	\$987,488	\$13,948	\$15,318	5,420	B	2	
0030	ATPT-West Training & Activity Bldg	1971	\$1,391,732	\$26,938	\$29,299	10,188	B	2	

**FY 08 Arizona Department of Administration Building System Inventory**

General Services Division

June 30, 2008

	Year	2008 Replacement Value	FY 2010 Renewal	FY 2011 Renewal	Square Feet	Classes			
						Marshall	IBC	Fire Sprklr	
<b>ES-2-009 Arizona Training Program</b>		<b>SOUTHERN AZ TRAINING CENTER - TUCSON</b>							
<b>County: Pima</b>									
0040	ATPT-Dead File Storage Building	1971	\$841,668	\$16,291	\$17,719	5,700	C	3	
0050	ATPT-Dormitory (2)	1971	\$841,668	\$16,291	\$17,719	5,700	C	3	
0060	ATPT-Infirmiry (3)	1971	\$965,451	\$18,687	\$20,325	5,700	C	3	
0070	ATPT-Building 4	1971	\$758,728	\$14,686	\$15,973	6,590	C	3	
0080	ATPT-Habilitation Services (5)	1973	\$1,010,258	\$18,498	\$20,149	6,842	C	3	
0090	ATPT-Dormitory (6)	1973	\$754,259	\$13,810	\$15,043	6,842	C	3	
0100	ATPT-Building 8	1973	\$798,649	\$14,623	\$15,928	6,842	C	3	
0110	ATPT-Family Support Unit	1973	\$814,457	\$14,913	\$16,244	6,842	C	3	
0120	ATPT-Maintenance Shop	1973	\$387,504	\$7,095	\$7,728	3,193	C	3	
0130	ATPT-East Training & Activity Bldg	1972	\$1,402,788	\$26,419	\$28,754	10,262	B	2	
0140	ATPT- Vocation Building	1982	\$2,451,459	\$33,344	\$36,669	18,311	C	3	Y
0160	ATPT-Swimming Pool	1976	\$126,996	\$2,126	\$2,322	0		0	
0170	ATPT-Bathhouse	1984	\$198,538	\$2,493	\$2,750	1,614	C	3	
0230	ATPT-Paint Storage Building	1972	\$28,663	\$540	\$588	288	C	3	
0240	ATPT-Ramada	1976	\$18,506	\$310	\$338	720	S		
0260	ATPT-Dry Storage Building	1972	\$29,024	\$547	\$595	720	D	5	
0270	ATPT-Kare Modular Building	2007	\$79,675	\$42	\$88	1,440	D	5	
<b>Location Totals:</b>		<b>20</b>	<b>\$15,612,315</b>	<b>\$273,181</b>	<b>\$297,948</b>	<b>115,816</b>			
<b>ES-3-001 Department of Economic Security</b>		<b>DOUGLAS</b>							
<b>County: Cochise</b>									
0010	Office Bldg 615 E. 2nd St.	1978	\$758,434	\$11,903	\$13,025	5,875	C	3	
<b>Location Totals:</b>		<b>1</b>	<b>\$758,434</b>	<b>\$11,903</b>	<b>\$13,025</b>	<b>5,875</b>			

**FY 08 Arizona Department of Administration Building System Inventory**

General Services Division

June 30, 2008

	Year	2008 Replacement Value	FY 2010 Renewal	FY 2011 Renewal	Square Feet	Classes		
						Marshall	IBC	Fire Sprklr
<b>ES-3-003 Department of Economic Security</b>		<b>SIERRA VISTA</b>						
<b>County: Cochise</b>								
0010 Office Building	1983	\$1,187,827	\$15,535	\$17,110	8,880	C	3	Y
<b>Location Totals:</b>		<b>1</b>	<b>\$1,187,827</b>	<b>\$15,535</b>	<b>\$17,110</b>	<b>8,880</b>		
<b>ES-4-001 Department of Economic Security</b>		<b>WINSLOW</b>						
<b>County: Navajo</b>								
0010 Office Building	1991	\$1,381,359	\$12,285	\$13,775	8,002	C	3	
<b>Location Totals:</b>		<b>1</b>	<b>\$1,381,359</b>	<b>\$12,285</b>	<b>\$13,775</b>	<b>8,002</b>		
<b>ES-4-002 Department of Economic Security</b>		<b>WINDOW ROCK</b>						
<b>County: Navajo</b>								
0010 Office	1965	\$86,117	\$1,937	\$2,099	1,153	D	5	
0020 Office	1967	\$53,883	\$1,156	\$1,254	694	D	5	
0040 Modular Office	1976	\$102,911	\$1,723	\$1,881	1,344	D	5	
0050 Modular Office	1976	\$66,281	\$1,110	\$1,212	1,425	D	5	
<b>Location Totals:</b>		<b>4</b>	<b>\$309,192</b>	<b>\$5,925</b>	<b>\$6,446</b>	<b>4,616</b>		
<b>ES-4-003 Department of Economic Security</b>		<b>CHINLE</b>						
<b>County: Apache</b>								
0010 Office Bldg #1 Hwy 191	1977	\$67,145	\$1,089	\$1,190	972	D	5	
0020 Modular Office #2 Hwy N 191 #7395A	1984	\$289,045	\$3,629	\$4,003	2,880	D	5	
0030 Modular Office #3 Hwy 191	1990	\$120,830	\$1,138	\$1,272	1,200	D	5	
<b>Location Totals:</b>		<b>3</b>	<b>\$477,019</b>	<b>\$5,856</b>	<b>\$6,465</b>	<b>5,052</b>		

**FY 08 Arizona Department of Administration Building System Inventory**

General Services Division

June 30, 2008

		Year	2008 Replacement Value	FY 2010 Renewal	FY 2011 Renewal	Square Feet	Classes		
							Marshall	IBC	Fire Sprklr
<b>ES-5-001 Department of Economic Security</b>		<b>FLAGSTAFF</b>							
<b>County: Coconino</b>									
0010	220 N Leroux St Office Bldg	1957	\$1,109,679	\$29,026	\$30,738	6,177	C	3	
0020	220 N Leroux St Storage Building	1957	\$36,081	\$944	\$999	970	C	3	
<b>Location Totals:</b>		<b>2</b>	<b>\$1,145,760</b>	<b>\$29,969</b>	<b>\$31,738</b>	<b>7,147</b>			
<b>ES-5-002 Arizona Training Program</b>		<b>Northern Arizona Group Homes</b>							
<b>County: Coconino</b>									
0010	ES-5241 Duquense: Flagstaff Group Home	1968	\$368,993	\$7,721	\$8,381	2,200	D	5	
<b>Location Totals:</b>		<b>1</b>	<b>\$368,993</b>	<b>\$7,721</b>	<b>\$8,381</b>	<b>2,200</b>			
<b>ES-6-002 Department of Economic Security</b>		<b>KINGMAN</b>							
<b>County: Mohave</b>									
0010	Office Bldg 301 Pine Street	1982	\$1,467,285	\$19,957	\$21,948	10,270	D	5	
<b>Location Totals:</b>		<b>1</b>	<b>\$1,467,285</b>	<b>\$19,957</b>	<b>\$21,948</b>	<b>10,270</b>			
<b>ES-7-001 Department of Economic Security</b>		<b>GLOBE</b>							
<b>County: Gila</b>									
0010	Office Bldg 605 S Seventh St	1980	\$1,604,408	\$23,501	\$25,777	11,704	D	5	Y
<b>Location Totals:</b>		<b>1</b>	<b>\$1,604,408</b>	<b>\$23,501</b>	<b>\$25,777</b>	<b>11,704</b>			
<b>Agency Totals:</b>		<b>163</b>	<b>\$111,691,361</b>	<b>\$2,298,179</b>	<b>\$2,478,767</b>	<b>837,300</b>			

**FY 08 Arizona Department of Administration Building System Inventory**

General Services Division

June 30, 2008

	Year	2008 Replacement Value	FY 2010 Renewal	FY 2011 Renewal	Square Feet	Classes			
						Marshall	IBC	Fire Sprklr	
<b>FC-1-001 Arizona Exposition and State Fair</b>		<b>COLISEUM AND EXPOSITION CENTER</b>							
<b>County: Maricopa</b>									
0010	Veterans Memorial Coliseum	1966	\$62,282,169	\$1,368,449	\$1,483,692	319,103	B	2	Y
0020	Wildlife Bldg.	1964	\$215,571	\$4,962	\$5,374	5,760	S	2N	
0030	Restrooms Exhibit Bldgs N. End	1970	\$296,676	\$5,898	\$6,410	1,536	C	3	
0040	Maintenance Shops	1973	\$64,962	\$1,189	\$1,296	4,200	D	5	
0050	Maint. Storage Canopy	1990	\$310,979	\$2,928	\$3,273	11,700	S	2N	
0090	Guest Services Building	2006	\$21,126	\$22	\$35	128			
0110	Grand Stand	1936	\$4,795,365	\$125,432	\$132,832	30,189	B	2	
011A	Lagoon Stage	1975	\$140,013	\$2,417	\$2,637	1,171	B	2	
0140	Exhibition Building	1964	\$1,536,292	\$35,362	\$38,300	50,000	S	2N	Y
0160	Mineral Building	1917	\$1,133,343	\$29,645	\$31,394	7,945	C	3	
0220	Floriculture Building	1936	\$1,590,225	\$41,595	\$44,049	12,477	C	3	Y
0240	Home Economics Bldg.	1947	\$1,239,127	\$32,412	\$34,324	14,400	C	3	
0260	Wesley Bolin Youth Activities Center	1980	\$1,746,580	\$25,584	\$28,061	39,000	S	2N	Y
0290	Hacienda de Mexico	1991	\$138,965	\$1,236	\$1,386	8,100	S	2N	
0310	Service and Paint Shop	1968	\$106,770	\$2,234	\$2,425	1,647	C	3	
0320	Plaza Bldg	1947	\$1,133,343	\$29,645	\$31,394	20,005	C	3	
0330	Storage Shed	1989	\$155,576	\$1,546	\$1,724	3,512	D	5	
0340	Cattle Barn	1947	\$2,859,470	\$74,795	\$79,208	61,432	C	3	
0350	Equipment Storage Canopy	2006	\$28,168	\$29	\$47	11,700			
0360	Hay/Straw Storage Canopy	2006	\$10,060	\$11	\$17	810			
0440	Cooling Tower	1966	\$280,049	\$6,153	\$6,671	1,320	D	5	
0670	Ship & Receive, Carpenter & Mech Bldg	1970	\$277,033	\$5,507	\$5,986	8,400	S	2N	
067A	2k Gal Aboveground Split Fuel Tank	1998	\$48,349	\$253	\$295	250		0	
0800	Agriculture Bldg	1990	\$3,617,156	\$34,061	\$38,074	61,860	D	5	Y

**FY 08 Arizona Department of Administration Building System Inventory**

General Services Division

June 30, 2008

	Year	2008 Replacement Value	FY 2010 Renewal	FY 2011 Renewal	Square Feet	Classes		
						Marshall	IBC	Fire Sprklr
<b>FC-1-001 Arizona Exposition and State Fair</b>		<b>COLISEUM AND EXPOSITION CENTER</b>						
<b>County: Maricopa</b>								
0910	19th Ave Horse Barn	1978	\$22,865	\$359	\$393	1,440	S	2N
0920	Supt Office Horse Barn	1978	\$22,865	\$359	\$393	1,440	S	2N
0940	Horse Barn	1988	\$22,865	\$239	\$266	1,440	D	5
0960	Ticket Booth #1	1989	\$2,022	\$20	\$22	357	D	5
0961	Ticket Booth #2	1989	\$2,022	\$20	\$22	357	D	5
0962	Ticket Booth #3	1989	\$2,022	\$20	\$22	357	D	5
0963	Ticket Booth #4	1989	\$2,022	\$20	\$22	357	D	5
0964	Ticket Booth #5	1989	\$2,022	\$20	\$22	357	D	5
0965	Ticket Booth #6	1989	\$2,022	\$20	\$22	357	D	5
0966	Ticket Booth #7	1989	\$2,022	\$20	\$22	357	D	5
0967	Ticket Booth #8	1989	\$2,022	\$20	\$22	357	D	5
0968	Ticket Booth #9	1989	\$2,022	\$20	\$22	357	D	5
0969	Ticket Booth #10	1989	\$2,022	\$20	\$22	357	D	5
0970	Ticket Booth #11	1989	\$2,022	\$20	\$22	357	D	5
0971	Ticket Booth #12	1989	\$2,022	\$20	\$22	357	D	5
0972	Ticket Booth #13	1989	\$2,022	\$20	\$22	357	D	5
0973	Ticket Booth #14	1989	\$2,022	\$20	\$22	357	D	5
0974	Ticket Booth #15	1989	\$2,022	\$20	\$22	357	D	5
0975	Ticket Booth #16	1989	\$2,022	\$20	\$22	357	D	5
0976	Ticket Booth #17	1989	\$2,022	\$20	\$22	357	D	5
0977	4-Window Ticket Booth #1	2006	\$28,776	\$30	\$48	1,312		
0978	4-Window Ticket Booth #2	2006	\$28,776	\$30	\$48	1,312		
0979	4-Window Ticket Booth #3	2006	\$28,776	\$30	\$48	1,312		
0980	4-Window Ticket Booth #4	2006	\$28,776	\$30	\$48	1,312		

**FY 08 Arizona Department of Administration Building System Inventory**

General Services Division

June 30, 2008

	Year	2008 Replacement Value	FY 2010 Renewal	FY 2011 Renewal	Square Feet	Classes			
						Marshall	IBC	Fire Sprklr	
<b>FC-1-001 Arizona Exposition and State Fair</b>		<b>COLISEUM AND EXPOSITION CENTER</b>							
<b>County: Maricopa</b>									
0981	4-Window Ticket Booth #5	2006	\$28,776	\$30	\$48	1,312			
0982	4-Window Ticket Booth #6	2006	\$28,776	\$30	\$48	1,312			
0983	4-Window Ticket Booth #7	2006	\$28,776	\$30	\$48	1,312			
0984	4-Window Ticket Booth #8	2006	\$28,776	\$30	\$48	1,312			
<b>Location Totals:</b>		<b>52</b>	<b>\$84,360,545</b>	<b>\$1,832,905</b>	<b>\$1,980,718</b>	<b>697,530</b>			
<b>Agency Totals:</b>		<b>52</b>	<b>\$84,360,545</b>	<b>\$1,832,905</b>	<b>\$1,980,718</b>	<b>697,530</b>			

**FY 08 Arizona Department of Administration Building System Inventory**

General Services Division

June 30, 2008

	Year	2008 Replacement Value	FY 2010 Renewal	FY 2011 Renewal	Square Feet	Classes		
						Marshall	IBC	Fire Sprklr
<b>GF-1-001 Department of Game and Fish</b>		<b>DEER VALLEY SOUTH</b>						
<b>County: Maricopa</b>								
0010	Office Building	1963	\$647,086	\$15,233	\$16,490	9,262	C	3
0020	Office 20	1961	\$123,760	\$3,043	\$3,291	2,586	C	3
0030	Storage Building 30	1961	\$409,474	\$10,068	\$10,889	8,480	S	2B
0040	Shop Building 40	1961	\$124,279	\$3,056	\$3,305	2,880	S	
0050	Storage Building 50	1961	\$41,244	\$1,014	\$1,097	1,000	S	2B
0060	Shop Building 60	1970	\$50,529	\$1,004	\$1,092	1,200	S	2B
0100	Warehouse (Rubberized Canvas)	1961	\$10,815	\$266	\$288	1,260	D	5
0150	Storage Bldg/Boat Cover	1989	\$127,374	\$1,266	\$1,411	3,000	D	5
0200	Office 200	1990	\$137,205	\$1,292	\$1,444	2,160	D	5
0280	Boat Canopy	1995	\$36,835	\$251	\$286	1,512	S	
<b>Location Totals:</b>		<b>10</b>	<b>\$1,708,601</b>	<b>\$36,493</b>	<b>\$39,592</b>	<b>33,340</b>		
<b>GF-1-002 Department of Game and Fish</b>		<b>ARLINGTON WILDLIFE AREA</b>						
<b>County: Maricopa</b>								
0020	Deep Well Pump and Motor	1952	\$96,424	\$2,522	\$2,671	0		0
<b>Location Totals:</b>		<b>1</b>	<b>\$96,424</b>	<b>\$2,522</b>	<b>\$2,671</b>	<b>0</b>		
<b>GF-1-003 Department of Game and Fish</b>		<b>ROBINS BUTTE WILDLIFE AREA</b>						
<b>County: Maricopa</b>								
0010	Residence	1952	\$123,760	\$3,237	\$3,428	1,608	C	3
0020	Metal Shop Building	2000	\$177,963	\$745	\$887	1,680	S	2B
0070	Storage Shed 70	1952	\$2,521	\$66	\$70	256	D	5
0090	Storage Shed 90	1971	\$10,970	\$212	\$231	576	S	2B
0100	Tractor Shed	1980	\$3,195	\$47	\$51	168	S	2B

**FY 08 Arizona Department of Administration Building System Inventory**

General Services Division

June 30, 2008

	Year	2008 Replacement Value	FY 2010 Renewal	FY 2011 Renewal	Square Feet	Classes			
						Marshall	IBC	Fire Sprklr	
<b>GF-1-003 Department of Game and Fish</b>		<b>ROBINS BUTTE WILDLIFE AREA</b>							
<b>County: Maricopa</b>									
0110	Grainery	1952	\$0	\$0	\$0	630	S	2B	
0120	RB-100 Water Well	1971	\$0	\$0	\$0		D	0	
0130	RB-75 Water Well	1971	\$0	\$0	\$0		D		
0140	Cistern House/Water System	2003	\$0	\$0	\$0	200	D	5	
0150	Parking Shade - Residence	1971	\$0	\$0	\$0	1,000	S	2B	
0160	Storage Shed - Residence	1971	\$0	\$0	\$0	100	S	2B	N
0170	Orange Water Well	1971	\$0	\$0	\$0		D	0	
0180	Fuel Station	1971	\$0	\$0	\$0		S	2B	
<b>Location Totals:</b>		<b>13</b>	<b>\$318,408</b>	<b>\$4,307</b>	<b>\$4,668</b>	<b>6,218</b>			
<b>GF-1-005 Department of Game and Fish</b>		<b>MITTRY LAKE</b>							
<b>County: Yuma</b>									
0010	Restrooms	1992	\$13,607	\$114	\$128	102	D	5	
0020	Picnic Canopy	2005	\$13,210	\$21	\$29	1,620	D	5	N
<b>Location Totals:</b>		<b>2</b>	<b>\$26,817</b>	<b>\$135</b>	<b>\$157</b>	<b>1,722</b>			
<b>GF-1-007 Department of Game and Fish</b>		<b>MESA - REGION 6 OFFICE</b>							
<b>County: Maricopa</b>									
0010	Office Building	1998	\$2,058,643	\$10,770	\$12,545	10,033	C	3	
0020	Boat Canopy	2001	\$78,370	\$287	\$347	3,488	S	2B	
0040	Warehouse/Fish/Lab	2001	\$458,488	\$1,679	\$2,032	4,214	C	3	
<b>Location Totals:</b>		<b>3</b>	<b>\$2,595,502</b>	<b>\$12,735</b>	<b>\$14,925</b>	<b>17,735</b>			

**FY 08 Arizona Department of Administration Building System Inventory**

General Services Division

June 30, 2008

	Year	2008 Replacement Value	FY 2010 Renewal	FY 2011 Renewal	Square Feet	Classes		
						Marshall	IBC	Fire Sprklr
<b>GF-1-008 Department of Game and Fish</b>		<b>DATELAND</b>						
<b>County: Yuma</b>								
0010	Metal Bunk House	1968	\$7,046	\$147	\$160	192	S	2N
<b>Location Totals:</b>		<b>1</b>	<b>\$7,046</b>	<b>\$147</b>	<b>\$160</b>	<b>192</b>		
<b>GF-1-009 Department of Game and Fish</b>		<b>ADOBE MOUNTAIN</b>						
<b>County: Maricopa</b>								
0010	Hospital and Quiet Room	1982	\$63,556	\$864	\$951	720	D	5
0020	Aviary & Animal Pens	1982	\$58,287	\$793	\$872	2,640	C	3
0030	Aviary	1982	\$69,162	\$941	\$1,035	3,200	S	2B
0040	Modular Office	1996	\$32,803	\$206	\$236	840	D	5
0050	Eagle Cage #1	2004	\$0	\$0	\$0	480	S	2B
0055	Eagle Cage #2	2004	\$0	\$0	\$0	300	S	0 N
<b>Location Totals:</b>		<b>6</b>	<b>\$223,809</b>	<b>\$2,804</b>	<b>\$3,093</b>	<b>8,180</b>		
<b>GF-1-010 Department of Game and Fish</b>		<b>BEN AVERY SHOOTING FACILITY</b>						
<b>County: Maricopa</b>								
0010	Maint Yard - Maintenance Shop	1971	\$35,365	\$685	\$745	864	D	5
0015	Maint Yard - Fuel Station	2002	\$0	\$0	\$0	500	S	2B
0020	Maint Yard - Maint Storage Bldg	1971	\$4,299	\$83	\$90	180	S	2B
0025	Maint Yard - Storage #01 Maintenance	1971	\$3,677	\$71	\$77	180	S	2B
0026	Maint Yard - Storage #02 Signs	1971	\$3,677	\$71	\$77	180	S	2B
0027	Maint Yard - Storage #03 Grounds	1971	\$3,677	\$71	\$77	180	S	2B
0028	Maint Yard - Storage #04 Training	1971	\$3,677	\$71	\$77	180	S	2B
0029	Maint Yard - Storage #05 Maintenance	1971	\$3,677	\$71	\$77	180	S	2B
0030	Maint Yard - Storage #06 Operations	1971	\$3,677	\$71	\$77	180	S	2B

**FY 08 Arizona Department of Administration Building System Inventory**

General Services Division

June 30, 2008

	Year	2008 Replacement Value	FY 2010 Renewal	FY 2011 Renewal	Square Feet	Classes			
						Marshall	IBC	Fire Sprklr	
<b>GF-1-010 Department of Game and Fish</b>		<b>BEN AVERY SHOOTING FACILITY</b>							
<b>County: Maricopa</b>									
0031	Maint Yard - Storage #07 Cactus League	1971	\$3,677	\$71	\$77	180	S	2B	
0032	Maint Yard - Storage #08 Cactus Cappers	1971	\$3,677	\$71	\$77	180	S	2B	
0033	Maint Yard - Storage #09 Winter Range	1971	\$3,677	\$71	\$77	180	S	2B	
0034	Maint Yard - Storage #10 Small Bore	1971	\$3,677	\$71	\$77	180	S	2B	N
0035	Maint Yard - Storage #11 AZ Cowboys	1971	\$3,677	\$71	\$77	180	S	2B	N
0040	Host Campground - Shade Canopy #01	1971	\$14,738	\$285	\$310	800	S	2B	
0050	Host Campground - Shade Canopy #02	1971	\$14,738	\$285	\$310	800	S	2B	
0060	Host Campground - Shade Canopy #03	1971	\$14,738	\$285	\$310	800	S	2B	
0070	Host Campground - Shade Canopy #04	1971	\$14,001	\$271	\$295	760	S	2B	
0080	Host Campground - Shade Canopy #05	1971	\$14,001	\$271	\$295	760	S	2B	
0090	Host Campground - Shade Canopy #06	1971	\$14,001	\$271	\$295	760	S	2B	
0100	Main Campground - Host Canopy #07	1971	\$11,789	\$228	\$248	640	S	2B	
0110	Well System 1	1971	\$45,026	\$872	\$948		S	0	
0120	Main Campground - Host Canopy #08	1971	\$14,001	\$271	\$295	760	S	2B	
0130	Restroom/Shower Building 1	1971	\$34,039	\$659	\$717	396	D	5	
0140	Restroom/Shower Building 2	1971	\$34,039	\$659	\$717	396	D	5	
0150	Restroom/Shower Building 3	1971	\$44,093	\$853	\$928	513	D	5	
0160	Restroom/Shower Building 4	1971	\$37,821	\$732	\$796	440	D	5	
0170	Hunter's Education Modular	1987	\$60,926	\$669	\$743	1,480	D	5	
0200	Airgun Bldg	1971	\$294,708	\$5,704	\$6,204	12,000	S		
0210	Small Bore Range - Office/Restroom	1971	\$5,673	\$110	\$119	660	D	5	
0220	Small Bore Range - Canopy	1971	\$312,669	\$6,052	\$6,582	16,975	S	2B	
0230	Activity Center	1971	\$257,185	\$4,978	\$5,414	2,992	D	5	
0240	Activity Center Shade Canopy	1971	\$8,350	\$162	\$176	680	S		

**FY 08 Arizona Department of Administration Building System Inventory**

General Services Division

June 30, 2008

	Year	2008 Replacement Value	FY 2010 Renewal	FY 2011 Renewal	Square Feet	Classes			
						Marshall	IBC	Fire Sprklr	
<b>GF-1-010 Department of Game and Fish</b>		<b>BEN AVERY SHOOTING FACILITY</b>							
<b>County: Maricopa</b>									
0250	Training Building	1971	\$98,848	\$1,913	\$2,081	1,150	D	5	
0260	Main Range Shade Canopy	1971	\$8,350	\$162	\$176	680	S	2B	
0270	Main Shooting Range Canopy	1971	\$184,194	\$3,565	\$3,878	10,000	S	2B	
0280	Main Range Office	2002	\$140,463	\$441	\$545	1,396	C	3	
0290	Range Office Carport	1971	\$8,350	\$162	\$176	680	S	2B	
0300	Pistol Range - Target Storage	1971	\$4,503	\$87	\$95	120	D	5	
0310	Pistol Range - Shooters Canopy	1971	\$65,492	\$1,268	\$1,379	3,600	S	2B	
0320	Running Boar - Range Building #1	1971	\$3,026	\$59	\$64	144	D	5	N
0325	Running Boar - Range Building #2	1971	\$3,026	\$59	\$64	144	D	5	N
0330	Running Boar - Target Storage	1971	\$7,366	\$143	\$155	180	D	5	
0340	Running Boar - Machine Bldg	1971	\$15,717	\$304	\$331	384	D	5	
0350	Running Boar - Storage Bldg.	1971	\$7,366	\$143	\$155	180	D	5	
0360	Long Range - Storage #1	1971	\$31,592	\$612	\$665	832	D	5	N
0370	Long Range - Storage #2	1971	\$3,679	\$71	\$77	180	S	2B	N
0380	Long Range - Storage #3	1971	\$3,679	\$71	\$77	180	S	2B	N
0400	Rifle Silhouette - Office/Restroom	1971	\$58,942	\$1,141	\$1,241	640	D	5	
0410	Rifle Silhouette - Shade (West)	1971	\$17,683	\$342	\$372	1,440	S	2B	
0420	Rifle Silhouette - Shade (Center)	1971	\$21,609	\$418	\$455	1,760	S	2B	
0430	Rifle Silhouette - Canopy	1971	\$109,782	\$2,125	\$2,311	5,960	S	2B	
0440	Rifle Silhouette - Shade (East)	1971	\$17,683	\$342	\$372	1,440	S	2B	
0445	Silhouette Range - Storage #2	1971	\$652	\$13	\$14	100	D	5	N
0450	Silhouette Range - Storage #1	1971	\$652	\$13	\$14	100	D	5	
0455	Silhouette Range - Storage #3	1971	\$652	\$13	\$14	100	D	5	N
0460	Vehicle Storage Building	1971	\$73,677	\$1,426	\$1,551	1,800	S		

**FY 08 Arizona Department of Administration Building System Inventory**

General Services Division

June 30, 2008

	Year	2008 Replacement Value	FY 2010 Renewal	FY 2011 Renewal	Square Feet	Classes			
						Marshall	IBC	Fire Sprklr	
<b>GF-1-010 Department of Game and Fish</b>		<b>BEN AVERY SHOOTING FACILITY</b>							
<b>County: Maricopa</b>									
0470	Bench Rest Range - Shade #2 (East)	1971	\$8,843	\$171	\$186	720	S	2B	
0480	Bench Rest Range - Shade #1 (East)	1971	\$35,365	\$685	\$745	2,880	S	2B	
0490	Bench Rest Range - Canopy	1971	\$156,196	\$3,023	\$3,288	8,480	S	2B	
0500	Bench Rest Range - Office/Restroom	1971	\$58,942	\$1,141	\$1,241	640	D	5	
0510	Bench Rest Range - Shade #3 (West)	1971	\$35,365	\$685	\$745	2,880	S	2B	
0520	Bench Rest Range - Shade #4 (West)	1971	\$7,861	\$152	\$166	640	S	2B	
0530	Practical Pistol Range - Canopy	1971	\$119,358	\$2,310	\$2,513	6,480	S	2B	
0540	Practical Pistol Range - Office/Restroom	1971	\$58,942	\$1,141	\$1,241	640	D	5	
0550	Pistol Silhouette Range - Canopy #2	1971	\$132,619	\$2,567	\$2,792	7,200	S	2B	
0560	Pistol Silhouette Range - Shade Canopy #01	1971	\$7,861	\$152	\$166	640	S	2B	
0570	Pistol Range - Office	1971	\$0	\$0	\$0	400	D	5	N
0600	Archery Range - Shade Canopy #1	1971	\$34,383	\$666	\$724	2,800	S		
0610	Archery Range - Office/Restroom	1971	\$84,729	\$1,640	\$1,784	920	D	5	
0620	Archery Range - Shade Canopy #2	1971	\$8,843	\$171	\$186	720	S	2B	
0630	Archery Range - Host Canopy #09	1971	\$19,451	\$376	\$409	1,056	S	2B	
0640	Archery Range - Host Canopy #10	1971	\$19,451	\$376	\$409	1,056	S	2B	
0650	Archery Range - Host Canopy #11	1971	\$19,451	\$376	\$409	1,506	S	2B	
0660	Archery Range - Target Bldg	1971	\$73,677	\$1,426	\$1,551	1,800	S	2B	
0670	Archery Range - Storage Shed #1	1971	\$3,677	\$71	\$77	195	S	2B	N
0675	Archery Range - Storage Shed #2	1971	\$3,677	\$71	\$77	195	S	2B	N
0680	Archery Range - Storage Shed #3	1971	\$3,677	\$71	\$77	195	S	2B	N
0685	Archery Range - Storage Shed #4	1971	\$3,677	\$71	\$77	195	S	2B	N
0690	Archery Range - Storage Shed #5	1971	\$3,677	\$71	\$77	195	S	2	N
0700	Well 2	1971	\$45,026	\$872	\$948			0	

**FY 08 Arizona Department of Administration Building System Inventory**

General Services Division

June 30, 2008

		Year	2008 Replacement Value	FY 2010 Renewal	FY 2011 Renewal	Square Feet	Classes		
							Marshall	IBC	Fire Sprklr
<b>GF-1-010 Department of Game and Fish</b>		<b>BEN AVERY SHOOTING FACILITY</b>							
<b>County: Maricopa</b>									
0800	Clay Target Center - Club House	1971	\$231,054	\$4,472	\$4,864	2,688	D	5	
0805	Clay Target Center - Modular Office	2003	\$0	\$0	\$0	1,440	D	5	N
0810	Clay Target Center - Maintenance Shop	1971	\$20,466	\$396	\$431	400	S	2B	
0820	Clay Target Center - Skeet Tower #07	1971	\$45,447	\$880	\$957	456	D	5	
0830	Clay Target Center - Skeet Tower #06	1971	\$12,756	\$247	\$269	128	D	5	N
0840	Clay Target Center - Shade Canopy #01	1971	\$8,843	\$171	\$186	720	S	2B	
0850	Clay Target Center - Shade Canopy #02	1971	\$8,843	\$171	\$186	720	S	2B	
0860	Clay Target Center - Shade Canopy #03	1971	\$8,843	\$171	\$186	720	S	1	
0870	Clay Target Center - Shade Canopy #04	1971	\$8,843	\$171	\$186	720	S	2B	
0880	Clay Target Center - Administrative Offices	1989	\$37,172	\$369	\$412	1,440	D	5	
0880	Clay Target Center - Shade Canopy #05	1971	\$8,843	\$171	\$186	720	S	2B	
0890	Clay Target Center - Shade Canopy #06	1971	\$8,843	\$171	\$186	720	S	2B	
0900	Clay Target Center - Trap House #01	2008	\$13,500	\$0	\$7	64	C	0	N
0920	Clay Target Center - Skeet Tower #01	1971	\$1,950	\$38	\$41	64	D	5	
0930	Clay Target Center - Trap House #02	2008	\$13,500	\$0	\$7	64	C	1	N
0940	Clay Target Center - Trap House #03	2008	\$13,500	\$0	\$7	64	C	1	N
0950	Clay Target Center - Trap House #04	2008	\$13,500	\$0	\$7	64	C	1	N
0960	Clay Target Center - Trap House #05	2008	\$13,500	\$0	\$7	64	C	1	N
0970	Clay Target Center - Trap House #06	2008	\$13,500	\$0	\$7	64	C	1	N
0980	Clay Target Center - Trap House #07	2008	\$13,500	\$0	\$7	64	C	0	N
0990	Clay Target Center - Trap House #08	2008	\$13,500	\$0	\$7	64	C	0	N
1000	Clay Target Center - Trap House #09	2008	\$13,500	\$0	\$7	64	C	0	N
1010	Clay Target Center - Trap House #10	2008	\$13,500	\$0	\$7	64	C	1	N
1020	Clay Target Center - Trap House #11	2008	\$13,500	\$0	\$7	64	C	0	N

**FY 08 Arizona Department of Administration Building System Inventory**

General Services Division

June 30, 2008

	Year	2008 Replacement Value	FY 2010 Renewal	FY 2011 Renewal	Square Feet	Classes			
						Marshall	IBC	Fire Sprklr	
<b>GF-1-010 Department of Game and Fish</b>		<b>BEN AVERY SHOOTING FACILITY</b>							
<b>County: Maricopa</b>									
1030	Clay Target Center - Trap House #12	2008	\$13,500	\$0	\$7	64	C	0	N
1040	Clay Target Center - Trap House #13	2008	\$13,500	\$0	\$7	64	C	0	N
1050	Clay Target Center - Trap House #14	2008	\$13,500	\$0	\$7	64	C	0	N
1060	Clay Target Center - Trap House #15	2008	\$13,500	\$0	\$7	64	C	0	N
1070	Clay Target Center - Trap House #16	2008	\$13,500	\$0	\$7	64	C	0	N
1080	Clay Target Center - Trap House #17	2008	\$13,500	\$0	\$7	64	C	1	N
1090	Clay Target Center - Trap House #18	2008	\$13,500	\$0	\$7	64	C	1	N
1100	Clay Target Center - Trap House #19	2008	\$13,500	\$0	\$7	64	C	1	N
1110	Clay Target Center - Skeet Tower #02	1971	\$4,024	\$78	\$85	128	D	5	N
1120	Clay Target Center - Skeet Tower #03	1971	\$4,024	\$78	\$85	128	D	5	N
1130	Clay Target Center - Skeet Tower #04	1971	\$4,024	\$78	\$85	128	D	5	N
1140	Clay Target Center - Skeet Tower #05	1971	\$4,024	\$78	\$85	128	D	5	N
1150	Clay Target Center - Skeet Tower #08	1971	\$4,024	\$78	\$85	128	D	5	N
1160	Clay Target Center - Skeet Tower #09	1971	\$4,024	\$78	\$85	128	D	5	N
1170	Clay Target Center - Skeet Tower #10	1971	\$4,024	\$78	\$85	128	D	5	N
1180	Clay Target Center - Skeet Tower #11	1971	\$4,024	\$78	\$85	128	D	5	N
1190	Clay Target Center - Skeet Tower #12	1971	\$4,024	\$78	\$85	128	D	5	N
1200	Clay Target Center - Skeet Tower #13	1971	\$4,024	\$78	\$85	128	D	5	N
1210	Clay Target Center - Skeet Tower #14	1971	\$4,024	\$78	\$85	128	D	5	N
1220	Clay Target Center - Warehouse	2008	\$145,000	\$0	\$80	6,000	D	2B	N
1230	East Yard Storage Canopy	2007	\$35,000	\$18	\$39	3,300	S	2B	N
<b>Location Totals:</b>		<b>126</b>	<b>\$4,041,045</b>	<b>\$66,650</b>	<b>\$72,821</b>	<b>144,619</b>			

**FY 08 Arizona Department of Administration Building System Inventory**

General Services Division

June 30, 2008

	Year	2008 Replacement Value	FY 2010 Renewal	FY 2011 Renewal	Square Feet	Classes			
						Marshall	IBC	Fire Sprklr	
<b>GF-1-011 Department of Game and Fish</b>		<b>YUMA - REGION 4 OFFICE</b>							
<b>County: Yuma</b>									
0010	Regional Office	1991	\$523,418	\$4,655	\$5,220	5,129	S	2B	
0020	Bunkhouse/Warehouse	1991	\$256,690	\$2,283	\$2,560	3,673	S	2B	
0030	Boat Storage Building	1991	\$249,889	\$2,222	\$2,492	3,673	D	5	
0040	Canopy	1991	\$12,791	\$114	\$128	1,080	S	2B	
0050	Boat/Equipment Storage Canopy	1991	\$77,000	\$685	\$768	3,600	S	2B	N
<b>Location Totals:</b>		<b>5</b>	<b>\$1,119,789</b>	<b>\$9,959</b>	<b>\$11,167</b>	<b>17,155</b>			
<b>GF-1-012 Department of Game and Fish</b>		<b>STATE HEADQUARTERS - CAREFREE HWY.</b>							
<b>County: Maricopa</b>									
0010	Administration Building	2008	\$16,020,030	\$0	\$8,875	82,154	C	2B	Y
0020	Warehouse	2008	\$1,732,120	\$0	\$960	26,648	D	5	Y
0030	Vehicle Maintenance Facility	2008	\$562,250	\$0	\$311	8,650	D	5	Y
0040	Warehouse Equipment Storage Canopy	2008	\$95,000	\$0	\$53	4,080	S	2B	Y
0050	LE Impound Canopy	2008	\$14,310	\$0	\$8	1,350	S	2B	N
0060	Fleet/Boat Trailer Canopy #1	2008	\$57,240	\$0	\$32	5,400	S	2B	N
0070	LE/Boat Trailer Canopy	2008	\$34,980	\$0	\$19	3,300	S	2B	N
<b>Location Totals:</b>		<b>7</b>	<b>\$18,515,930</b>	<b>\$0</b>	<b>\$10,258</b>	<b>131,582</b>			
<b>GF-2-002 Department of Game and Fish</b>		<b>THREE POINTS</b>							
<b>County: Pima</b>									
0010	Office and Storage	1969	\$82,092	\$1,675	\$1,819	1,172	C	3	
0030	High Powered Rifle Ramada	1967	\$35,241	\$756	\$820	2,047	S	2N	
0040	Range Canopy	1967	\$18,627	\$400	\$433	1,125	S	2N	
0050	Black Powder Range Canopy	1976	\$23,158	\$388	\$423	1,699	S	2N	

**FY 08 Arizona Department of Administration Building System Inventory**

General Services Division

June 30, 2008

	Year	2008 Replacement Value	FY 2010 Renewal	FY 2011 Renewal	Square Feet	Classes			
						Marshall	IBC	Fire Sprklr	
<b>GF-2-002 Department of Game and Fish</b>		<b>THREE POINTS</b>							
<b>County: Pima</b>									
0060	Small Bore Range Canopy	1978	\$19,127	\$300	\$328	1,160	S	2N	
0070	Target Pit	1967	\$33,730	\$723	\$785	1,024	C	3	
0080	Target Pit Storage Building	1968	\$9,050	\$189	\$206	319	C	3	
0090	Water Systems	1967	\$33,730	\$723	\$785	0		0	
0130	Picnic Canopies (3 ea)	1967	\$13,077	\$280	\$304	972	S	2N	
0160	Campground Restroom	1973	\$18,627	\$341	\$371	192	C	3	
0170	Restroom	1973	\$6,530	\$120	\$130	40	C	3	
0180	Action Shooters Range	1997	\$0	\$0	\$0		D	0	
0200	Pistol Silhouette Range Canopy	1996	\$10,711	\$67	\$77	2,400	S	2N	
0210	High Power Rifle Silhouette Canopy	1996	\$10,711	\$67	\$77	2,400	S	2N	
0220	1k Yard Range Canopy	1996	\$5,356	\$34	\$39	1,200	S	2N	
0270	Pistol Range Restroom	1979	\$10,391	\$158	\$173	166	D	5	
<b>Location Totals:</b>		<b>16</b>	<b>\$330,156</b>	<b>\$6,221</b>	<b>\$6,771</b>	<b>15,916</b>			
<b>GF-2-003 Department of Game and Fish</b>		<b>TUCSON - REGION 5 OFFICE</b>							
<b>County: Pima</b>									
0010	Warehouse #1	1969	\$84,051	\$1,715	\$1,863	1,265	C	3	
0020	Warehouse #2	2000	\$48,855	\$204	\$244	1,500	C	3	N
0030	District Office Building	2000	\$2,133,025	\$8,927	\$10,635	6,995	D	5	Y
0040	Boat/Equipment Storage Canopy #1	2000	\$20,880	\$87	\$104	1,800	S	2B	N
0050	Boat/Equipment Storage Canopy #2	2000	\$13,920	\$58	\$69	1,200	S	2B	N
<b>Location Totals:</b>		<b>5</b>	<b>\$2,300,732</b>	<b>\$10,992</b>	<b>\$12,915</b>	<b>12,760</b>			

**FY 08 Arizona Department of Administration Building System Inventory**

General Services Division

June 30, 2008

		Year	2008 Replacement Value	FY 2010 Renewal	FY 2011 Renewal	Square Feet	Classes		
							Marshall	IBC	Fire Sprklr
<b>GF-2-004 Department of Game and Fish</b>		<b>ARIVACA LAKE</b>							
<b>County: Santa Cruz</b>									
0010	Restroom 10	1972	\$27,834	\$524	\$571	131	C	3	
0030	Restroom 30	1990	\$68,034	\$641	\$716	213	C	3	
<b>Location Totals:</b>		<b>2</b>	<b>\$95,868</b>	<b>\$1,165</b>	<b>\$1,287</b>	<b>344</b>			
<b>GF-3-001 Department of Game and Fish</b>		<b>CLUFF WILDLIFE AREA</b>							
<b>County: Graham</b>									
0010	Office	1936	\$63,417	\$1,659	\$1,757	792	C	3	
0020	Residence 20	1936	\$118,605	\$3,102	\$3,285	1,320	C	3	
0030	Residence 30	1936	\$118,605	\$3,102	\$3,285	1,320	C	3	
0040	Bunkhouse	1936	\$118,605	\$3,102	\$3,285	1,320	C	3	
0050	Garage	1936	\$18,030	\$472	\$499	360	C	3	
0060	Storage Building	1936	\$22,160	\$580	\$614	400	C	3	
0070	Storage and Shop Building	1936	\$198,538	\$5,193	\$5,500	6,750	C	3	
0080	Feed Storage and Stalls	1936	\$22,160	\$580	\$614	1,200	C	3	
0090	Equipment Storage	1936	\$78,376	\$2,050	\$2,171	2,470	C	3	
0100	Information Center	1936	\$17,136	\$448	\$475	100	C	3	
0110	Restroom--(Pond 3)	1994	\$3,809	\$28	\$32	100	C	3	
<b>Location Totals:</b>		<b>11</b>	<b>\$779,440</b>	<b>\$20,316</b>	<b>\$21,517</b>	<b>16,132</b>			
<b>GF-3-002 Department of Game and Fish</b>		<b>WHITE WATER DRAW WILDLIFE AREA</b>							
<b>County: Cochise</b>									
0010	Ranch House	1969	\$337,722	\$6,890	\$7,484	2,600	C	3	
0020	Bunk House	1940	\$340,840	\$8,915	\$9,441	2,624	D	5	
0030	Storage Building	1940	\$21,920	\$573	\$607	720	C	3	

**FY 08 Arizona Department of Administration Building System Inventory**

General Services Division

June 30, 2008

	Year	2008 Replacement Value	FY 2010 Renewal	FY 2011 Renewal	Square Feet	Classes		
						Marshall	IBC	Fire Sprklr
<b>GF-3-002 Department of Game and Fish</b>		<b>WHITE WATER DRAW WILDLIFE AREA</b>						
<b>County: Cochise</b>								
0040	Water Tank Building	1990	\$1,492	\$14	\$16	49	D	5
0050	Pole Barn 1	1987	\$233,960	\$2,570	\$2,852	7,685	S	2B
0060	Pole Barn 2	1989	\$97,421	\$968	\$1,079	3,200	S	2B
0070	Equipment Canopy	1990	\$23,443	\$221	\$247	770	S	2B
0080	Garage 1	1978	\$57,536	\$903	\$988	1,890	D	5
0090	Visitor Bathroom	2003	\$0	\$0	\$0	100	C	3
0100	Motor Pool Storage Building	2003	\$0	\$0	\$0		S	2B
<b>Location Totals:</b>		<b>10</b>	<b>\$1,114,335</b>	<b>\$21,055</b>	<b>\$22,714</b>	<b>19,638</b>		
<b>GF-5-001 Department of Game and Fish</b>		<b>STERLING SPRING HATCHERY</b>						
<b>County: Coconino</b>								
0010	Residence and Office	1960	\$238,024	\$5,977	\$6,461	1,963	D	5
0020	Fish Rearing Tanks	1960	\$148,765	\$3,736	\$4,038	0		0
0030	Garage	1992	\$35,031	\$293	\$330	576	D	5
0040	Hatchery Building	1990	\$586,388	\$5,522	\$6,172	1,920	S	2N
<b>Location Totals:</b>		<b>4</b>	<b>\$1,008,208</b>	<b>\$15,527</b>	<b>\$17,002</b>	<b>4,459</b>		
<b>GF-5-002 Department of Game and Fish</b>		<b>FLAGSTAFF - REGION 2 OFFICE</b>						
<b>County: Coconino</b>								
0010	Administration Building	1991	\$523,418	\$4,655	\$5,220	5,129	C	3
0020	Warehouse	1991	\$506,579	\$4,505	\$5,052	8,000	D	5
<b>Location Totals:</b>		<b>2</b>	<b>\$1,029,997</b>	<b>\$9,160</b>	<b>\$10,271</b>	<b>13,129</b>		

**FY 08 Arizona Department of Administration Building System Inventory**

General Services Division

June 30, 2008

		Year	2008 Replacement Value	FY 2010 Renewal	FY 2011 Renewal	Square Feet	Classes		
							Marshall	IBC	Fire Sprklr
<b>GF-5-004 Department of Game and Fish</b>		<b>RAYMOND WILDLIFE AREA</b>							
<b>County: Coconino</b>									
0010	Residence	1893	\$135,109	\$3,534	\$3,743	1,608	C	3	
0020	Stable	1937	\$34,535	\$903	\$957	840	D	5	
0030	Bunkhouse	1976	\$21,640	\$362	\$396	360	D	5	
0040	Generator Building	1937	\$13,913	\$364	\$385	252	C	3	
0050	Canopy	1976	\$8,240	\$138	\$151	328	D	5	
0080	Hay Shed	1949	\$53,104	\$1,389	\$1,471	1,100	D	5	
0160	Pumphouse	1946	\$4,618	\$121	\$128	264	D	5	
0170	Water Well	1997	\$188,908	\$1,087	\$1,256		C	0	
<b>Location Totals:</b>		<b>8</b>	<b>\$460,066</b>	<b>\$7,898</b>	<b>\$8,486</b>	<b>4,752</b>			
<b>GF-5-005 Department of Game and Fish</b>		<b>RYAN</b>							
<b>County: Coconino</b>									
0010	Residence	1951	\$100,725	\$2,635	\$2,790	1,152	C	3	
0030	Storage	1951	\$15,507	\$406	\$430	280	D	5	
0040	Bunkhouse & Storage	1952	\$69,948	\$1,830	\$1,938	1,040	D	5	
<b>Location Totals:</b>		<b>3</b>	<b>\$186,180</b>	<b>\$4,870</b>	<b>\$5,157</b>	<b>2,472</b>			
<b>GF-5-006 Department of Game and Fish</b>		<b>HOUSE ROCK WILDLIFE AREA</b>							
<b>County: Coconino</b>									
0010	Residence	1949	\$135,109	\$3,534	\$3,743	1,605	C	3	
0020	Power House	1949	\$4,113	\$108	\$114	100	D	5	
0030	Garage	1963	\$14,941	\$352	\$381	360	C	3	
0040	Tank House	1949	\$13,913	\$364	\$385	336	D	5	
0050	Tool House	1949	\$6,686	\$175	\$185	252	D	5	

**FY 08 Arizona Department of Administration Building System Inventory**

General Services Division

June 30, 2008

		Year	2008 Replacement Value	FY 2010 Renewal	FY 2011 Renewal	Square Feet	Classes		
							Marshall	IBC	Fire Sprklr
<b>GF-5-006 Department of Game and Fish</b>		<b>HOUSE ROCK WILDLIFE AREA</b>							
<b>County: Coconino</b>									
0070	Bunkhouse	1975	\$35,812	\$618	\$675	496	D	5	
0080	Barn	1949	\$28,863	\$755	\$800	690	C	3	
0090	Butchering Shed	1949	\$56,714	\$1,483	\$1,571	1,800	D	5	
0180	Storage Shed 180	1985	\$3,374	\$41	\$45	124	D	5	
0200	Storage Shed 200	2001	\$38,248	\$140	\$170	800	D	5	
<b>Location Totals:</b>		<b>10</b>	<b>\$337,774</b>	<b>\$7,569</b>	<b>\$8,067</b>	<b>6,563</b>			
<b>GF-5-008 Department of Game and Fish</b>		<b>JACOB LAKE</b>							
<b>County: Coconino</b>									
0010	Modular Check Station	1988	\$127,862	\$1,338	\$1,488	1,176	D	5	
<b>Location Totals:</b>		<b>1</b>	<b>\$127,862</b>	<b>\$1,338</b>	<b>\$1,488</b>	<b>1,176</b>			
<b>GF-5-010 Department of Game and Fish</b>		<b>PAGE</b>							
<b>County: Coconino</b>									
0010	Boat Canopy	1990	\$62,131	\$585	\$654	1,775	S	2N	
<b>Location Totals:</b>		<b>1</b>	<b>\$62,131</b>	<b>\$585</b>	<b>\$654</b>	<b>1,775</b>			
<b>GF-6-002 Department of Game and Fish</b>		<b>PAGE SPRINGS HATCHERY</b>							
<b>County: Yavapai</b>									
0120	Residence 120	1948	\$59,291	\$1,551	\$1,642	848	D	5	
0140	Garage	1948	\$9,779	\$256	\$271	530	D	5	
0160	Residence 160	1997	\$166,896	\$960	\$1,110	1,634	C	3	
0170	Residence 170	1956	\$79,861	\$2,089	\$2,212	1,076	C	3	

**FY 08 Arizona Department of Administration Building System Inventory**

General Services Division

June 30, 2008

		Year	2008 Replacement Value	FY 2010 Renewal	FY 2011 Renewal	Square Feet	Classes		
							Marshall	IBC	Fire Sprklr
<b>GF-6-002 Department of Game and Fish</b>		<b>PAGE SPRINGS HATCHERY</b>							
<b>County: Yavapai</b>									
0180	Residence Garage 180	1992	\$47,930	\$401	\$451	786	D	5	
0190	Residence Garage 190	1992	\$46,471	\$389	\$438	786	D	5	
0200	Residence Garage 200	1992	\$35,867	\$300	\$338	576	D	5	
0210	Flammable Storage	1997	\$15,231	\$88	\$101	216	C	0	
0240	Visitors Center & Restrooms	1991	\$83,183	\$740	\$830	524	D	5	
0250	Shop & Garage	1991	\$496,617	\$4,417	\$4,952	5,214	S		
0260	Office & Feed Storage	1991	\$288,100	\$2,562	\$2,873	3,970	S		
0270	Raceway C	1991	\$557,079	\$4,954	\$5,555	20,272	S		
0280	Raceway B	1991	\$557,079	\$4,954	\$5,555	20,272	S		
0290	Raceway A	1991	\$833,920	\$7,416	\$8,316	9,520	S		
0310	Residence 310	1997	\$232,338	\$1,337	\$1,545	2,568	D	5	
0320	Parking Garage	1998	\$60,944	\$319	\$371	1,200	S		
<b>Location Totals:</b>		<b>16</b>	<b>\$3,570,586</b>	<b>\$32,733</b>	<b>\$36,560</b>	<b>69,992</b>			
<b>GF-6-003 Department of Game and Fish</b>		<b>BUBBLING POND HATCHERY</b>							
<b>County: Yavapai</b>									
0010	Residence 0010	1956	\$131,961	\$3,452	\$3,655	1,339	C	3	
0020	Residence 0020	1957	\$94,178	\$2,463	\$2,609	1,076	C	3	
0030	Modular Residence 0030	1981	\$86,410	\$1,221	\$1,340	1,008	D	5	
0040	Modular Residence 0040	1968	\$89,259	\$1,868	\$2,027	1,850	D	5	
0050	Hatchery & Tanks	1968	\$75,011	\$1,570	\$1,704	2,600	D	5	
0060	Hatchery Fish Refugia Station		\$176,200			2,400	S		N
0070	Laboratory	2000	\$103,176	\$432	\$514	2,080	S	2N	
<b>Location Totals:</b>		<b>7</b>	<b>\$756,194</b>	<b>\$11,005</b>	<b>\$11,850</b>	<b>12,353</b>			

## FY 08 Arizona Department of Administration Building System Inventory

General Services Division

June 30, 2008

	Year	2008 Replacement Value	FY 2010 Renewal	FY 2011 Renewal	Square Feet	Classes		
						Marshall	IBC	Fire Sprklr
<b>GF-6-004 Department of Game and Fish</b>		<b>KINGMAN - REGION 3 OFFICE</b>						
<b>County: Mohave</b>								
0010	Administration Building	1991	\$523,418	\$4,655	\$5,220	5,129	C	3
0020	Warehouse	1991	\$256,690	\$2,283	\$2,560	3,673	D	5
0030	Boat Storage	1991	\$256,690	\$2,283	\$2,560	3,673	D	5
0040	Office	1965	\$249,765	\$5,618	\$6,088	1,701	C	3
0050	Office and Storage	1965	\$122,727	\$2,761	\$2,992	2,064	C	3
<b>Location Totals:</b>		<b>5</b>	<b>\$1,409,290</b>	<b>\$17,600</b>	<b>\$19,419</b>	<b>16,240</b>		
<b>GF-7-002 Department of Game and Fish</b>		<b>THREE-BAR WILDLIFE AREA</b>						
<b>County: Gila</b>								
0010	Bunkhouse	1968	\$108,807	\$2,277	\$2,471	950	C	3
0020	Generator Shed	1988	\$1,015	\$11	\$12	32	D	5
0050	Feed Storage	1968	\$7,719	\$162	\$175	168	D	5
<b>Location Totals:</b>		<b>3</b>	<b>\$117,541</b>	<b>\$2,449</b>	<b>\$2,659</b>	<b>1,150</b>		
<b>GF-7-003 Department of Game and Fish</b>		<b>TONTO CREEK FISH HATCHERY</b>						
<b>County: Apache</b>								
0010	Residence 1	1988	\$173,778	\$1,818	\$2,022	2,288	D	5
0020	Maintenance Building	1936	\$220,714	\$5,773	\$6,114	2,442	C	3
0030	Hatchery Building	1988	\$688,737	\$7,206	\$8,013	4,500	S	2B
0050	Modular Residence	1981	\$88,472	\$1,250	\$1,372	1,008	D	5
005A	Garage Addition	1994	\$43,488	\$319	\$361	528	D	5
0060	Upper Modular Residence	1987	\$63,417	\$697	\$773	870	D	5
0070	Garage 0070	1993	\$2,453	\$19	\$22	318	D	5
007A	Storage Bldg	1993	\$2,453	\$19	\$22	100	D	5

**FY 08 Arizona Department of Administration Building System Inventory**

General Services Division

June 30, 2008

		Year	2008 Replacement Value	FY 2010 Renewal	FY 2011 Renewal	Square Feet	Classes		
							Marshall	IBC	Fire Sprklr
<b>GF-7-003 Department of Game and Fish</b>		<b>TONTO CREEK FISH HATCHERY</b>							
<b>County: Apache</b>									
0080	Residence 2	1948	\$96,424	\$2,522	\$2,671	1,010	D	5	
0090	Garage 0090	1994	\$43,488	\$319	\$361	528	D	5	
0120	Spring Water Supply System	1988	\$140,013	\$1,465	\$1,629	0		0	
0130	Raceways and Outfall	1988	\$1,860,847	\$19,470	\$21,649	0	S		
0140	Canopy 1	2000	\$65,682	\$275	\$327	3,084	S	2B	
0150	Canopy 2	2002	\$62,422	\$196	\$242	3,084	S	2B	
0160	Canopy 3	2003	\$60,064	\$157	\$200	3,084	S	2B	
<b>Location Totals:</b>		<b>15</b>	<b>\$3,612,451</b>	<b>\$41,504</b>	<b>\$45,778</b>	<b>22,844</b>			
<b>GF-7-004 Department of Game and Fish</b>		<b>CANYON CREEK HATCHERY</b>							
<b>County: Navajo</b>									
0010	Administration & Visitor Center	1970	\$511,760	\$10,173	\$11,057	3,316	C	3	
0020	Hatchery Building	1970	\$536,443	\$10,664	\$11,590	4,050	C	3	
0030	Residence 1	1970	\$229,171	\$4,556	\$4,951	1,568	D	5	
0040	Concrete Raceways/Canopies	1993	\$2,116,841	\$16,611	\$18,764	15,576	S	2N	
0050	Feed Storage	1993	\$38,380	\$301	\$340	800	S	2N	
0060	Modular Residence 1	1981	\$86,410	\$1,221	\$1,340	1,008	D	5	
0070	Modular Residence 2	1981	\$86,410	\$1,221	\$1,340	1,008	D	5	
0080	Residence 2	1993	\$259,056	\$2,033	\$2,296	2,592	D	5	
0140	Storage 1	1985	\$4,615	\$56	\$61	117	D	5	
0150	Storage 2	1985	\$4,174	\$50	\$55	120	D	5	
0160	Storage 3	1985	\$4,174	\$50	\$55	120	D	5	
<b>Location Totals:</b>		<b>11</b>	<b>\$3,877,435</b>	<b>\$46,935</b>	<b>\$51,852</b>	<b>30,275</b>			

**FY 08 Arizona Department of Administration Building System Inventory**

General Services Division

June 30, 2008

		Year	2008 Replacement Value	FY 2010 Renewal	FY 2011 Renewal	Square Feet	Classes		
							Marshall	IBC	Fire Sprklr
<b>GF-7-005 Department of Game and Fish</b>		<b>CONCHO LAKE</b>							
<b>County: Apache</b>									
0010	Restrooms	1970	\$16,103	\$320	\$348	143	C	3	
002A	Ramada A	1975	\$5,128	\$89	\$97	195	S	2N	
002D	Ramada D	1975	\$5,128	\$89	\$97	195	S	2N	
002E	Ramada E	1975	\$5,128	\$89	\$97	195	S	2N	
<b>Location Totals:</b>		<b>4</b>	<b>\$31,488</b>	<b>\$586</b>	<b>\$638</b>	<b>728</b>			
<b>GF-7-006 Department of Game and Fish</b>		<b>BECKER LAKE</b>							
<b>County: Apache</b>									
0010	Admin Building	1991	\$114,893	\$1,022	\$1,146	399	C	3	
0020	Toilet Facilities	1991	\$61,331	\$545	\$612	213	C	3	
<b>Location Totals:</b>		<b>2</b>	<b>\$176,224</b>	<b>\$1,567</b>	<b>\$1,757</b>	<b>612</b>			
<b>GF-7-007 Department of Game and Fish</b>		<b>PINETOP - REGION 1 OFFICE</b>							
<b>County: Navajo</b>									
0010	Office	1960	\$43,822	\$1,100	\$1,190	578	D	5	
0020	Hatchery Building	1930	\$190,803	\$4,991	\$5,285	2,830	C	3	
0040	Garage 1	1938	\$12,362	\$323	\$342	480	D	5	
0050	Storage 1	1978	\$3,597	\$56	\$62	519	D	5	
0060	Storage 2	1978	\$4,113	\$65	\$71	168	D	5	
0070	Residence	1930	\$96,424	\$2,522	\$2,671	1,312	D	5	
0080	Garage 2	1930	\$10,815	\$283	\$300	480	D	5	
0090	Bunk House	1930	\$96,424	\$2,522	\$2,671	1,046	D	5	
0100	Barn and Corral	1930	\$30,408	\$795	\$842	624	D	5	
0130	Regional Office	2001	\$1,054,762	\$3,862	\$4,675	8,931	C	3	

**FY 08 Arizona Department of Administration Building System Inventory**

General Services Division

June 30, 2008

	Year	2008 Replacement Value	FY 2010 Renewal	FY 2011 Renewal	Square Feet	Classes		
						Marshall	IBC	Fire Sprklr
<b>GF-7-007 Department of Game and Fish</b>		<b>PINETOP - REGION 1 OFFICE</b>						
<b>Location Totals:</b>	<b>10</b>	<b>\$1,543,530</b>	<b>\$16,521</b>	<b>\$18,108</b>	<b>16,968</b>			
<b>GF-7-008 Department of Game and Fish</b>		<b>P.S. RANCH</b>						
<b>County: Apache</b>								
0010 Cabin	1887	\$51,866	\$1,357	\$1,437	1,035	D	5	
0020 Barn	1887	\$8,048	\$211	\$223	270	D	5	
0030 Shed	1887	\$4,017	\$105	\$111	268	D	5	
<b>Location Totals:</b>	<b>3</b>	<b>\$63,932</b>	<b>\$1,672</b>	<b>\$1,771</b>	<b>1,573</b>			
<b>GF-7-009 Department of Game and Fish</b>		<b>SILVER CREEK HATCHERY</b>						
<b>County: Navajo</b>								
0010 Residence 1	1918	\$387,173	\$10,127	\$10,725	4,267	C	3	
0020 Residence 2	1999	\$261,456	\$1,231	\$1,448	2,216	D	5	Y
0030 Horse Stalls	1971	\$6,717	\$130	\$141	636	D	5	
0040 Mobile Office	1989	\$102,050	\$1,014	\$1,131	1,440	D	5	
<b>Location Totals:</b>	<b>4</b>	<b>\$757,396</b>	<b>\$12,503</b>	<b>\$13,445</b>	<b>8,559</b>			
<b>GF-7-010 Department of Game and Fish</b>		<b>SHOW LOW</b>						
<b>County: Navajo</b>								
0010 Restroom	1993	\$71,778	\$563	\$636	256	C	3	
<b>Location Totals:</b>	<b>1</b>	<b>\$71,778</b>	<b>\$563</b>	<b>\$636</b>	<b>256</b>			
<b>GF-7-011 Department of Game and Fish</b>		<b>SIPE WILDLIFE AREA</b>						
<b>County: Navajo</b>								
0010 Visitor Center	1970	\$741,032	\$14,731	\$16,011	5,692	D	5	

**FY 08 Arizona Department of Administration Building System Inventory**

General Services Division

June 30, 2008

		Year	2008 Replacement Value	FY 2010 Renewal	FY 2011 Renewal	Square Feet	Classes		
							Marshall	IBC	Fire Sprklr
<b>GF-7-011 Department of Game and Fish</b>		<b>SIPE WILDLIFE AREA</b>							
<b>County: Navajo</b>									
0020	Radio Shed	1970	\$58,149	\$1,156	\$1,256	644	D	5	
0030	Foremans Residence	1970	\$84,666	\$1,683	\$1,829	960	D	5	
0040	Loafing Shed/Storage	1970	\$57,962	\$1,152	\$1,252	4,340	D	5	
0050	Barn	1970	\$244,416	\$4,859	\$5,281	11,640	D	5	
0060	Loafing Shed	1970	\$57,962	\$1,152	\$1,252	3,840	D	5	
0070	Storage Shed	1970	\$5,064	\$101	\$109	379	D	5	
0080	Residence	1970	\$314,095	\$6,244	\$6,786	3,341	D	5	
0090	Stock Shed	1970	\$16,560	\$329	\$358	1,240	D	5	
0100	Pump House	1970	\$2,268	\$45	\$49	108	D	5	
0110	Machine Shop	1970	\$17,094	\$340	\$369	1,280	D	5	
0120	Storage/Butcher Shop	1970	\$50,393	\$1,002	\$1,089	2,400	D	5	
<b>Location Totals:</b>		<b>12</b>	<b>\$1,649,660</b>	<b>\$32,794</b>	<b>\$35,643</b>	<b>35,864</b>			
<b>GF-7-012 Department of Game and Fish</b>		<b>WENIMA WILDLIFE AREA</b>							
<b>County: Navajo</b>									
0010	Residence	1964	\$104,726	\$2,411	\$2,611	740	D	5	
0020	Restrooms	1964	\$7,474	\$172	\$186	100	D	5	
0030	Storage Shed 1	1964	\$29,400	\$677	\$733	1,450	D	5	
0040	Storage Shed 2	1964	\$17,337	\$399	\$432	855	D	5	
0050	Log Barn	1964	\$42,290	\$973	\$1,054	536	D	5	
0060	Pump House	1964	\$909	\$21	\$23	100	D	5	
0070	Public Restroom	1999	\$12,609	\$59	\$70	25	C	0	
<b>Location Totals:</b>		<b>7</b>	<b>\$214,747</b>	<b>\$4,712</b>	<b>\$5,109</b>	<b>3,806</b>			

**FY 08 Arizona Department of Administration Building System Inventory**

General Services Division

June 30, 2008

	Year	2008 Replacement Value	FY 2010 Renewal	FY 2011 Renewal	Square Feet	Classes		
						Marshall	IBC	Fire Sprklr
<b>GF-7-013 Department of Game and Fish</b>		<b>GRASSLANDS WILDLIFE AREA</b>						
<b>County: Apache</b>								
0010	Residence	1960	\$122,818	\$3,084	\$3,334	1,280	D	5
0020	Storage Shed	1970	\$168,158	\$3,343	\$3,633	2,000	D	5
0030	Barn	1960	\$46,017	\$1,156	\$1,249	1,080	D	5
<b>Location Totals:</b>		<b>3</b>	<b>\$336,992</b>	<b>\$7,582</b>	<b>\$8,216</b>	<b>4,360</b>		
<b>Agency Totals:</b>		<b>350</b>	<b>\$54,675,362</b>	<b>\$473,176</b>	<b>\$529,283</b>	<b>685,439</b>		

**FY 08 Arizona Department of Administration Building System Inventory**

General Services Division

June 30, 2008

		Year	2008 Replacement Value	FY 2010 Renewal	FY 2011 Renewal	Square Feet	Classes		
							Marshall	IBC	Fire Sprklr
<b>HC-1-001 AHCCCS</b>		<b>PHOENIX HEADQUARTERS</b>							
<b>County: Maricopa</b>									
0010	701 E. Jefferson Office Building	1986	\$12,577,625	\$144,756	\$160,265	80,840	B	2	Y
0020	801 E. Jefferson Office Building	1985	\$12,577,625	\$151,336	\$167,233	80,840			Y
0030	811 E. Jefferson Warehouse	1985	\$0	\$0	\$0	2,400			
<b>Location Totals:</b>		<b>3</b>	<b>\$25,155,250</b>	<b>\$296,092</b>	<b>\$327,498</b>	<b>164,080</b>			
<b>Agency Totals:</b>		<b>3</b>	<b>\$25,155,250</b>	<b>\$296,092</b>	<b>\$327,498</b>	<b>164,080</b>			

**FY 08 Arizona Department of Administration Building System Inventory**

General Services Division

June 30, 2008

		Year	2008 Replacement Value	FY 2010 Renewal	FY 2011 Renewal	Square Feet	Classes		Fire Sprklr
							Marshall	IBC	
<b>HM-1-001 Arizona Historical Society</b>		<b>TEMPE</b>							
<b>County: Maricopa</b>									
0010	Marley Center (Museum and Library)	1991	\$17,751,936	\$157,874	\$177,023	80,486	A	2	Y
0020	Shop Building #1	2005	\$0	\$0	\$0		S		N
<b>Location Totals:</b>		<b>2</b>	<b>\$17,751,936</b>	<b>\$157,874</b>	<b>\$177,023</b>	<b>80,486</b>			
<b>HM-1-003 Arizona Historical Society</b>		<b>YUMA</b>							
<b>County: Yuma</b>									
0010	Sanguinetti House Museum and Garden	1871	\$297,179	\$7,773	\$8,232	3,750	D	5	
0030	Adobe Annex Gift Shop	1871	\$81,476	\$2,131	\$2,257	1,020	D	5	
0050	Molina Building (Museum)	1871	\$553,737	\$14,484	\$15,339	6,064	D	5	
0070	Avaries (4)	1871	\$14,399	\$377	\$399		D	5	
<b>Location Totals:</b>		<b>4</b>	<b>\$946,792</b>	<b>\$24,765</b>	<b>\$26,226</b>	<b>10,834</b>			
<b>HM-2-001 Arizona Historical Society</b>		<b>TUCSON</b>							
<b>County: Pima</b>									
0010	Museum	1962	\$17,938,808	\$431,685	\$467,093	87,920	B	2	Y
<b>Location Totals:</b>		<b>1</b>	<b>\$17,938,808</b>	<b>\$431,685</b>	<b>\$467,093</b>	<b>87,920</b>			
<b>HM-2-002 Arizona Historical Society</b>		<b>TUCSON</b>							
<b>County: Pima</b>									
0030	Charles O. Brown House	1868	\$861,953	\$22,546	\$23,876	8,510	C	3	
003A	Storage/Laundry Building	1868	\$3,435	\$90	\$95	47	C	3	
<b>Location Totals:</b>		<b>2</b>	<b>\$865,388</b>	<b>\$22,636</b>	<b>\$23,971</b>	<b>8,557</b>			

**FY 08 Arizona Department of Administration Building System Inventory**

General Services Division

June 30, 2008

	Year	2008 Replacement Value	FY 2010 Renewal	FY 2011 Renewal	Square Feet	Classes		
						Marshall	IBC	Fire Sprklr
<b>HM-2-003 Arizona Historical Society</b>		<b>TUCSON</b>						
<b>County: Pima</b>								
0070	Sosa-Carrillo House	1860	\$706,771	\$18,487	\$19,578	5,600	D	5
<b>Location Totals:</b>		<b>1</b>	<b>\$706,771</b>	<b>\$18,487</b>	<b>\$19,578</b>	<b>5,600</b>		
<b>HM-2-004 Arizona Historical Society</b>		<b>ORACLE</b>						
<b>County: Pinal</b>								
0010	American Flag Ranch	1877	\$135,988	\$3,557	\$3,767	0		0
<b>Location Totals:</b>		<b>1</b>	<b>\$135,988</b>	<b>\$3,557</b>	<b>\$3,767</b>	<b>0</b>		
<b>HM-3-001 Arizona Historical Society</b>		<b>DOUGLAS</b>						
<b>County: Cochise</b>								
0010	Douglas Williams House	1909	\$850,908	\$22,257	\$23,570	4,500	C	3
0020	Douglas/Williams Carriage House	1909	\$75,676	\$1,979	\$2,096	820	C	3
<b>Location Totals:</b>		<b>2</b>	<b>\$926,584</b>	<b>\$24,237</b>	<b>\$25,666</b>	<b>5,320</b>		
<b>HM-5-001 Arizona Historical Society</b>		<b>FLAGSTAFF</b>						
<b>County: Coconino</b>								
0010	Pioneer Museum	1907	\$712,627	\$18,640	\$19,740	6,004	C	3
0020	Cabin	1882	\$28,898	\$756	\$800	404	D	5
0030	Root Cellar	1907	\$13,400	\$351	\$371	328	C	3
0040	Barn	1907	\$112,081	\$2,932	\$3,105	1,785	D	5
0050	Blacksmith Shop	1907	\$5,051	\$132	\$140	294	D	5
<b>Location Totals:</b>		<b>5</b>	<b>\$872,057</b>	<b>\$22,810</b>	<b>\$24,156</b>	<b>8,815</b>		

**FY 08 Arizona Department of Administration Building System Inventory**

General Services Division

June 30, 2008

	Year	2008 Replacement Value	FY 2010 Renewal	FY 2011 Renewal	Square Feet	Classes		
						Marshall	IBC	Fire Sprklr
<b>HM-6-003 Arizona Historical Society</b>		<b>CROWN KING</b>						
<b>County: Yavapai</b>								
0010	Oro Belle (Ruins)	1875	\$0	\$0	\$0	0		0
<b>Location Totals:</b>		<b>1</b>	<b>\$0</b>	<b>\$0</b>	<b>\$0</b>	<b>0</b>		
<b>HM-7-001 Arizona Historical Society</b>		<b>STRAWBERRY</b>						
<b>County: Gila</b>								
0010	School House	1885	\$22,589	\$591	\$626	600	D	5
<b>Location Totals:</b>		<b>1</b>	<b>\$22,589</b>	<b>\$591</b>	<b>\$626</b>	<b>600</b>		
<b>Agency Totals:</b>		<b>20</b>	<b>\$40,166,914</b>	<b>\$706,642</b>	<b>\$768,106</b>	<b>208,132</b>		

**FY 08 Arizona Department of Administration Building System Inventory**

General Services Division

June 30, 2008

		Year	2008 Replacement Value	FY 2010 Renewal	FY 2011 Renewal	Square Feet	Classes		Fire Sprklr
							Marshall	IBC	
<b>HP-1-001 Department of Public Safety</b>		<b>PHOENIX HEADQUARTERS</b>							
<b>County: Maricopa</b>									
0010	Data Processing P-124	1957	\$1,600,036	\$41,852	\$44,321	14,146	B	2	
0011	Computer Center - East P-125	1957	\$4,276,641	\$111,864	\$118,463	4,997	B	2	
0012	Computer Center - West P-126	1957	\$0	\$0	\$0	3,541	B	2	
0020	Supply Building P-134	1964	\$1,033,341	\$23,785	\$25,761	9,161	B	2	
0030	Armory P-135	1967	\$392,535	\$8,419	\$9,134	3,480	C	3	
0040	Vehicle Canopy P-610	2005	\$16,308	\$26	\$36	2,200			
0070	Print Shop P-133	1961	\$530,730	\$13,049	\$14,113	2,217	C	3	
0090	Telecommunications Building P-132	1963	\$1,626,512	\$38,290	\$41,450	9,016	B	2	
009A	Telecommunications/Engineering P-131	1973	\$421,567	\$7,719	\$8,408	2,624	B	2	
0110	Carport P-437	1972	\$106,605	\$2,008	\$2,185	1,024	C	3	
0120	West Training Building P-130	1961	\$1,574,853	\$38,722	\$41,879	10,575	B	2	
012A	East Training Building P-129	1973	\$897,349	\$16,430	\$17,897	5,945	B	2	
0130	Power Vault/Security Tower P-128	1973	\$170,084	\$3,114	\$3,392	1,138	C	3	
0150	Fuel Island P145	1964	\$214,057	\$4,927	\$5,336	64	D	5	
0151	Fuel Tanks 2 Each P312	1964	\$214,057	\$4,927	\$5,336		D	5	
0180	S.O.U. (P&P) P-137	1970	\$2,920,912	\$58,065	\$63,110	2,942	B	2	
0190	C.J.S. Building P-138	1957	\$1,667,480	\$43,616	\$46,189	13,996	B	2	
0200	Forensic Science Lab P-369	1997	\$18,806,342	\$108,221	\$125,025	64,412	B	2	Y
0210	Security Link Building P-379	1997	\$614,511	\$3,536	\$4,085	2,718	B	2	Y
0220	FSL Mechanical Building P-381	1997	\$965,773	\$5,558	\$6,420	1,624	B	2	
0400	Storage Facilities P269	1975	\$4,098	\$71	\$77	144	D	5	
0530	Storage Shed P-270	1979	\$11,096	\$168	\$184	540	D	5	
0540	Storage Shed P-271	1979	\$8,700	\$132	\$145	216	D	5	
0550	Storage Shed P-272	1979	\$10,040	\$152	\$167	560	D	5	

**FY 08 Arizona Department of Administration Building System Inventory**

General Services Division

June 30, 2008

	Year	2008 Replacement Value	FY 2010 Renewal	FY 2011 Renewal	Square Feet	Classes			
						Marshall	IBC	Fire Sprklr	
<b>HP-1-001 Department of Public Safety</b>		<b>PHOENIX HEADQUARTERS</b>							
<b>County: Maricopa</b>									
0580	Ups Building P-127	1975	\$227,402	\$3,926	\$4,283	1,848	C	3	
0600	State Headquarters P-279	1987	\$9,023,861	\$99,135	\$109,983	62,370	B	2	Y
0610	State Hdqtrs Mechanic Building P-352	1987	\$1,694,435	\$18,615	\$20,652	640	B	2	
0620	Command Van Canopy P-518	1997	\$10,228	\$59	\$68	720			
0620	CIO Building P-140	1957	\$3,654,761	\$95,597	\$101,237	28,080	B	2	
0630	Facilities Shop, P-288	1989	\$199,490	\$1,983	\$2,210	2,700	D	5	
0630	SOU Vehicle Canopy P-580	2003	\$11,533	\$30	\$38	856			
<b>Location Totals:</b>		<b>31</b>	<b>\$52,905,336</b>	<b>\$753,997</b>	<b>\$821,588</b>	<b>254,494</b>			
<b>HP-1-002 Department of Public Safety</b>		<b>DATELAND</b>							
<b>County: Yuma</b>									
0500	Carport P-354	1988	\$33,766	\$353	\$393	760	S		
0510	Carport P-585	1997	\$3,985	\$23	\$26	400			
1050	Residence P-042	1962	\$102,750	\$2,473	\$2,675	1,002	D	5	
1210	Residence P-043	1962	\$124,037	\$2,985	\$3,230	1,344	D	5	
1220	Residence M-383	1997	\$120,695	\$695	\$802	1,844	D	5	
<b>Location Totals:</b>		<b>5</b>	<b>\$385,233</b>	<b>\$6,528</b>	<b>\$7,127</b>	<b>5,350</b>			
<b>HP-1-003 Department of Public Safety</b>		<b>PHOENIX-BEN AVERY/DPS SHOOTING RANGE</b>							
<b>County: Maricopa</b>									
0010	Target Storage Building P-438	1999	\$60,994	\$287	\$338	684	S	2N	
0020	Shooting Range Shade Canopy P-439	1999	\$23,503	\$111	\$130	2,100	S	2N	
<b>Location Totals:</b>		<b>2</b>	<b>\$84,497</b>	<b>\$398</b>	<b>\$468</b>	<b>2,784</b>			

**FY 08 Arizona Department of Administration Building System Inventory**

General Services Division

June 30, 2008

		Year	2008 Replacement Value	FY 2010 Renewal	FY 2011 Renewal	Square Feet	Classes		Fire Sprklr
							Marshall	IBC	
<b>HP-1-004 Department of Public Safety</b>		<b>BUCKEYE</b>							
<b>County: Maricopa</b>									
0010	Area Office P-017	1975	\$106,184	\$1,833	\$2,000	850	D	5	
<b>Location Totals:</b>		<b>1</b>	<b>\$106,184</b>	<b>\$1,833</b>	<b>\$2,000</b>	<b>850</b>			
<b>HP-1-005 Department of Public Safety</b>		<b>GILA BEND</b>							
<b>County: Maricopa</b>									
0660	Modular Home M-056	1973	\$110,747	\$2,028	\$2,209	1,080	D	5	
0670	Modular Home M-057	1973	\$110,747	\$2,028	\$2,209	1,080	D	5	
0680	Modular Home M-058	1973	\$110,747	\$2,028	\$2,209	1,080	D	5	
0690	Modular Home M-059	1973	\$110,747	\$2,028	\$2,209	1,080	D	5	
0700	Modular Home M-060	1973	\$110,747	\$2,028	\$2,209	1,080	D	5	
0710	Modular Home M-061	1973	\$110,747	\$2,028	\$2,209	1,080	D	5	
0720	Modular Home M-062	1973	\$110,747	\$2,028	\$2,209	1,080	D	5	
0730	Modular Home M-063	1973	\$110,747	\$2,028	\$2,209	1,080	D	5	
0740	Office M-055	1973	\$110,747	\$2,028	\$2,209	1,080	D	5	
0750	Storage Shed P-064	1973	\$20,505	\$375	\$409	400	D	5	
0760	Picnic Canopy P-510	1978	\$2,232	\$35	\$38	280	D	5	
0770	Storage Shed (Facilities) P-661	2006	\$0	\$0	\$0	100	S	5	N
<b>Location Totals:</b>		<b>12</b>	<b>\$1,019,462</b>	<b>\$18,660</b>	<b>\$20,326</b>	<b>10,500</b>			
<b>HP-1-007 Department of Public Safety</b>		<b>QUARTZSITE N. I-10</b>							
<b>County: La Paz</b>									
0050	Modular Home M-246	1984	\$121,003	\$1,519	\$1,676	1,180	D	5	
0060	Modular Home M-247	1984	\$121,003	\$1,519	\$1,676	1,180	D	5	
0070	Pump House P-248	1983	\$4,098	\$54	\$59	64	D	5	

**FY 08 Arizona Department of Administration Building System Inventory**

General Services Division

June 30, 2008

		Year	2008 Replacement Value	FY 2010 Renewal	FY 2011 Renewal	Square Feet	Classes		
							Marshall	IBC	Fire Sprklr
<b>HP-1-007 Department of Public Safety</b>		<b>QUARTZSITE N. I-10</b>							
<b>County: La Paz</b>									
0080	Storage Shed	2006	\$1,000	\$1	\$2	100	S	5	N
0090	Storage Shed	2006	\$0	\$0	\$0	100	S	5	N
0150	Shed P-663	2006	\$0	\$0	\$0	100	S	5	N
0400	Mobile Office T-390	1971	\$60,529	\$1,172	\$1,274	720	D	5	
<b>Location Totals:</b>		<b>7</b>	<b>\$307,632</b>	<b>\$4,265</b>	<b>\$4,687</b>	<b>3,444</b>			
<b>HP-1-009 Department of Public Safety</b>		<b>WENDEN</b>							
<b>County: La Paz</b>									
0020	Storage Building P-276	1998	\$38,968	\$204	\$237	1,200	S	2N	
0030	Fuel Station (2k Gal AGST) P-435	1999	\$34,865	\$164	\$193	0	D	0	
0220	Carport P-359	1982	\$1,846	\$25	\$28	240	D	5	
1180	Residence P-218	1961	\$107,055	\$2,632	\$2,847	984	D	5	
1190	Office P-217	1961	\$107,055	\$2,632	\$2,847	984	D	5	
<b>Location Totals:</b>		<b>5</b>	<b>\$289,788</b>	<b>\$5,658</b>	<b>\$6,152</b>	<b>3,408</b>			
<b>HP-1-011 Department of Public Safety</b>		<b>YUMA</b>							
<b>County: Yuma</b>									
0010	District Office P-230	1971	\$717,810	\$13,894	\$15,111	3,600	C	3	
0030	Automotive Storage Shed P-688	2008	\$0	\$0	\$0	120			
0060	Carport P-355	1976	\$30,203	\$506	\$552	1,440	S	2N	
<b>Location Totals:</b>		<b>3</b>	<b>\$748,013</b>	<b>\$14,400</b>	<b>\$15,664</b>	<b>5,160</b>			

**FY 08 Arizona Department of Administration Building System Inventory**

General Services Division

June 30, 2008

		Year	2008 Replacement Value	FY 2010 Renewal	FY 2011 Renewal	Square Feet	Classes		
							Marshall	IBC	Fire Sprklr
<b>HP-1-012 Department of Public Safety</b>		<b>PARKER</b>							
<b>County: La Paz</b>									
0350	Storage Building P-598	2004	\$3,879	\$8	\$11	100			
0360	Office Modular M-174	1999	\$61,295	\$289	\$340	648	D	5	
<b>Location Totals:</b>		<b>2</b>	<b>\$65,173</b>	<b>\$297</b>	<b>\$350</b>	<b>748</b>			
<b>HP-1-014 Department of Public Safety</b>		<b>MESA</b>							
<b>County: Maricopa</b>									
0040	Area Office P-101	1970	\$223,341	\$4,440	\$4,826	1,452	D	5	
0050	Modular Office M-517	2002	\$186,362	\$585	\$723	1,440	D	5	N
0070	Storage Building P-102	1965	\$49,220	\$1,107	\$1,200	480	D	5	0
<b>Location Totals:</b>		<b>3</b>	<b>\$458,922</b>	<b>\$6,132</b>	<b>\$6,748</b>	<b>3,372</b>			
<b>HP-1-015 Department of Public Safety</b>		<b>TONOPAH</b>							
<b>County: Maricopa</b>									
0010	Modular Home M-197	1973	\$110,747	\$2,028	\$2,209	1,080	D	5	
0020	Modular Home M-198	1973	\$110,747	\$2,028	\$2,209	1,080	D	5	
0030	Storage Shed (for M-197) P-624	2005	\$0	\$0	\$0	100	D	5	
0040	Water System Building P-282	1987	\$17,967	\$197	\$219	80	S	2N	
<b>Location Totals:</b>		<b>4</b>	<b>\$239,461</b>	<b>\$4,253</b>	<b>\$4,636</b>	<b>2,340</b>			
<b>HP-1-016 DEPARTMENT OF PUBLIC SAFETY</b>		<b>Scottsdale</b>							
<b>County: Maricopa</b>									
0010	DPS Metro East District Office P-630	1997	\$0	\$0	\$0	13,070	B	3	Y
<b>Location Totals:</b>		<b>1</b>	<b>\$0</b>	<b>\$0</b>	<b>\$0</b>	<b>13,070</b>			

**FY 08 Arizona Department of Administration Building System Inventory**

General Services Division

June 30, 2008

	Year	2008 Replacement Value	FY 2010 Renewal	FY 2011 Renewal	Square Feet	Classes		
						Marshall	IBC	Fire Sprklr
<b>HP-1-017 Department of Public Safety</b>		<b>WHITE TANK MOUNTAIN SITE</b>						
<b>County: Maricopa</b>								
0010	Comm Bldg P-212	1965	\$51,783	\$1,165	\$1,262	170	D	5
<b>Location Totals:</b>		<b>1</b>	<b>\$51,783</b>	<b>\$1,165</b>	<b>\$1,262</b>	<b>170</b>		
<b>HP-1-019 Department of Public Safety</b>		<b>SMITH PEAK SITE</b>						
<b>County: La Paz</b>								
0010	Comm Bldg P-182 Wenden/Aguila	1965	\$51,783	\$1,165	\$1,262	380	D	5
<b>Location Totals:</b>		<b>1</b>	<b>\$51,783</b>	<b>\$1,165</b>	<b>\$1,262</b>	<b>380</b>		
<b>HP-1-071 Department of Public Safety</b>		<b>TELEGRAPH PASS SITE</b>						
<b>County: Yuma</b>								
0010	Comm Bldg P-192 Yuma	1959	\$51,783	\$1,327	\$1,434	192	D	5
<b>Location Totals:</b>		<b>1</b>	<b>\$51,783</b>	<b>\$1,327</b>	<b>\$1,434</b>	<b>192</b>		
<b>HP-1-072 Department of Public Safety</b>		<b>OATMAN MOUNTAIN SITE</b>						
<b>County: Mohave</b>								
0010	Comm Bldg P-114	1959	\$51,783	\$1,327	\$1,434	192	D	5
0780	Shelter for Oatman Mountain Top Communications Site P-690	2008	\$0	\$0	\$0			
<b>Location Totals:</b>		<b>2</b>	<b>\$51,783</b>	<b>\$1,327</b>	<b>\$1,434</b>	<b>192</b>		
<b>HP-1-073 Department of Public Safety</b>		<b>CUNNINGHAM PEAK SITE</b>						
<b>County: La Paz</b>								
0010	Comm Bldg P-041 Quartzsite	1981	\$51,783	\$731	\$803	80	D	5
<b>Location Totals:</b>		<b>1</b>	<b>\$51,783</b>	<b>\$731</b>	<b>\$803</b>	<b>80</b>		

**FY 08 Arizona Department of Administration Building System Inventory**

General Services Division

June 30, 2008

		Year	2008 Replacement Value	FY 2010 Renewal	FY 2011 Renewal	Square Feet	Classes		
							Marshall	IBC	Fire Sprklr
<b>HP-1-081 Department of Public Safety</b>		<b>SALOME</b>							
<b>County: La Paz</b>									
0050	Modular Home M-171	1974	\$98,442	\$1,751	\$1,909	960	D	5	
0080	Modular Home M-172	1974	\$98,442	\$1,751	\$1,909	960	D	5	
0130	Modular Home M-378	1996	\$102,004	\$640	\$735	1,421	D	5	
0140	Carport P-447	1998	\$5,951	\$31	\$36	400	S	2N	
0150	Carport P-448	1998	\$5,951	\$31	\$36	400	S	2N	
0160	Carport P-449	1998	\$5,951	\$31	\$36	400	S	2N	
0170	Carport P-450	1998	\$5,951	\$31	\$36	400	S	2N	
0180	Carport P-451	1998	\$5,951	\$31	\$36	400	S	2N	
0190	Carport P-452	1998	\$5,951	\$31	\$36	400	S	2N	
0200	Storage Shed P-476	2001	\$3,421	\$13	\$15	100	D	5	
0210	Storage Shed P-477	2001	\$3,421	\$13	\$15	100	D	5	
0220	Storage Shed P-478	2001	\$3,421	\$13	\$15	100	D	5	
0230	Storage Shed P-484	2001	\$3,421	\$13	\$15	100	D	5	
0240	Storage Shed P-485	2001	\$3,421	\$13	\$15	100	D	5	
0250	Storage Shed P-493	2001	\$3,421	\$13	\$15	100	D	5	
0700	Modular Home M-370	1995	\$98,793	\$672	\$766	1,383	D	5	
0800	Modular Home M-371	1995	\$98,793	\$672	\$766	1,383	D	5	
0900	Modular Home M-372	1995	\$98,793	\$672	\$766	1,383	D	5	
<b>Location Totals:</b>		<b>18</b>	<b>\$651,496</b>	<b>\$6,420</b>	<b>\$7,160</b>	<b>10,490</b>			
<b>HP-1-082 Department of Public Safety</b>		<b>WELLTON</b>							
<b>County: Yuma</b>									
0020	Modular T-215	1971	\$60,499	\$1,171	\$1,274	660	D	5	
<b>Location Totals:</b>		<b>1</b>	<b>\$60,499</b>	<b>\$1,171</b>	<b>\$1,274</b>	<b>660</b>			

**FY 08 Arizona Department of Administration Building System Inventory**

General Services Division

June 30, 2008

	Year	2008 Replacement Value	FY 2010 Renewal	FY 2011 Renewal	Square Feet	Classes			
						Marshall	IBC	Fire Sprklr	
<b>HP-1-084 Department of Public Safety</b>		<b>PHOENIX METROPOLITAN ZONE</b>							
<b>County: Maricopa</b>									
0010	Knutson Office Building P-243	1974	\$973,154	\$17,309	\$18,870	9,976	D	5	
0020	Vehicle Shop & Warehouse P-141	1974	\$3,451,636	\$61,393	\$66,928	37,400	C	3	
0030	Carport P-267	1974	\$20,505	\$365	\$398	2,200	S	2N	
0040	Warehouse P-509	2002	\$102,628	\$322	\$398	1,200	S	2N	
0050	Fuel Station P-147	1984	\$194,835	\$2,446	\$2,698	400	D	5	
0060	Warehouse/Storage	2006	\$661,928	\$693	\$1,100	6,000	C	3	N
	<b>Location Totals:</b>	<b>6</b>	<b>\$5,404,686</b>	<b>\$82,528</b>	<b>\$90,391</b>	<b>57,176</b>			
<b>HP-1-085 Department of Public Safety</b>		<b>MANZANITA HALL SITE</b>							
<b>County: Maricopa</b>									
0010	Comm Bldg P-242 Tempe	1975	\$51,783	\$894	\$975	80	D	5	
	<b>Location Totals:</b>	<b>1</b>	<b>\$51,783</b>	<b>\$894</b>	<b>\$975</b>	<b>80</b>			
<b>HP-1-086 Department of Public Safety</b>		<b>STONE CABIN SITE</b>							
<b>County: La Paz</b>									
0010	Comm Bldg P-265 Quartzsite	1983	\$51,783	\$677	\$746	300	D	5	
	<b>Location Totals:</b>	<b>1</b>	<b>\$51,783</b>	<b>\$677</b>	<b>\$746</b>	<b>300</b>			
<b>HP-1-087 Department of Public Safety</b>		<b>SUNSET POINT SITE</b>							
<b>County: Yavapai</b>									
0010	Comm Bldg P-189 Black Canyon	1982	\$51,783	\$704	\$775	80	D	5	
	<b>Location Totals:</b>	<b>1</b>	<b>\$51,783</b>	<b>\$704</b>	<b>\$775</b>	<b>80</b>			

**FY 08 Arizona Department of Administration Building System Inventory**

General Services Division

June 30, 2008

	Year	2008 Replacement Value	FY 2010 Renewal	FY 2011 Renewal	Square Feet	Classes		
						Marshall	IBC	Fire Sprklr
<b>HP-1-088 Department of Public Safety</b>		<b>THOMPSON PEAK SITE</b>						
<b>County: Maricopa</b>								
0010	Comm Bldg P-241 Scottsdale	1980	\$51,783	\$759	\$832	300	D	5
<b>Location Totals:</b>		<b>1</b>	<b>\$51,783</b>	<b>\$759</b>	<b>\$832</b>	<b>300</b>		
<b>HP-1-090 Department of Public Safety</b>		<b>SOUTH MOUNTAIN SITE</b>						
<b>County: Maricopa</b>								
0010	Transmitter Building P-183	1955	\$51,783	\$1,354	\$1,434	345	D	5
<b>Location Totals:</b>		<b>1</b>	<b>\$51,783</b>	<b>\$1,354</b>	<b>\$1,434</b>	<b>345</b>		
<b>HP-1-092 Department of Public Safety</b>		<b>QUARTZSITE S. I-10</b>						
<b>County: La Paz</b>								
0010	Modular Residence M-332	1992	\$82,036	\$687	\$773	1,440	D	5
0020	Modular Residence M-333	1992	\$82,036	\$687	\$773	1,440	D	5
0030	Modular Residence M-334	1992	\$82,036	\$687	\$773	1,440	D	5
0040	Modular Residence M-335	1992	\$82,036	\$687	\$773	1,440	D	5
0050	Pump House & Tank P-297	1992	\$30,763	\$257	\$290	100	D	5
0080	Carport P-443	1998	\$5,951	\$31	\$36	400	S	2N
0090	Carport P-444	1998	\$5,951	\$31	\$36	400	S	2N
0100	Carport P-445	1998	\$5,951	\$31	\$36	400	S	2N
0110	Carport P-446	1998	\$5,951	\$31	\$36	400	S	2N
0120	Storage Shed P-479	2001	\$3,421	\$13	\$15	100	D	5
0130	Storage Shed P-480	2001	\$3,421	\$13	\$15	100	D	5
0140	Storage Shed P-481	2001	\$3,421	\$13	\$15	100	D	5
0150	Storage Shed P-482	2001	\$3,421	\$13	\$15	100	D	5
0160	Storage Shed P-483	2001	\$3,421	\$13	\$15	100	D	5

**FY 08 Arizona Department of Administration Building System Inventory**

General Services Division

June 30, 2008

		Year	2008 Replacement Value	FY 2010 Renewal	FY 2011 Renewal	Square Feet	Classes		
							Marshall	IBC	Fire Sprklr
<b>HP-1-092 Department of Public Safety</b>		<b>QUARTZSITE S. I-10</b>							
<b>Location Totals:</b>		<b>14</b>	<b>\$399,816</b>	<b>\$3,191</b>	<b>\$3,601</b>	<b>7,960</b>			
<b>HP-1-093 Department of Public Safety</b>		<b>SUN CITY</b>							
<b>County: Maricopa</b>									
0010	West Fence Carport P-581	1980	\$0	\$0	\$0	1,944			
0020	South Fence Carport P-582	1980	\$0	\$0	\$0	1,944			
0030	West Building Carport P-583	1980	\$0	\$0	\$0	702			
0040	South Building Carport P-584	1980	\$0	\$0	\$0	612			
0050	Office Building	1980	\$481,258	\$7,049	\$7,732	6,163	C	3	N
<b>Location Totals:</b>		<b>5</b>	<b>\$481,258</b>	<b>\$7,049</b>	<b>\$7,732</b>	<b>11,365</b>			
<b>HP-2-001 Department of Public Safety</b>		<b>CHILDS MOUNTAIN SITE</b>							
<b>County: Pima</b>									
0010	Comm Bldg P-027 Ajo	1967	\$51,783	\$1,111	\$1,205	170	D	5	
<b>Location Totals:</b>		<b>1</b>	<b>\$51,783</b>	<b>\$1,111</b>	<b>\$1,205</b>	<b>170</b>			
<b>HP-2-002 Department of Public Safety</b>		<b>AJO</b>							
<b>County: Pima</b>									
0400	Residence M-613	2006	\$0	\$0	\$0		D	3	
0410	Residence M-614	2006	\$0	\$0	\$0		D	3	
0420	Carport P-639	2006	\$6,458	\$7	\$11	600	D	3	
0430	Carport P-640	2006	\$6,458	\$7	\$11	600	D	3	N
3020	Carport P-441	2000	\$5,951	\$25	\$30	400	S	2N	
3030	Storage Shed P-471	2001	\$3,421	\$13	\$15	100	D	5	
3040	Storage Shed P-657	2006	\$0	\$0	\$0	100	D	5	N

**FY 08 Arizona Department of Administration Building System Inventory**

General Services Division

June 30, 2008

		Year	2008 Replacement Value	FY 2010 Renewal	FY 2011 Renewal	Square Feet	Classes		
							Marshall	IBC	Fire Sprklr
<b>HP-2-002 Department of Public Safety</b>		<b>AJO</b>							
<b>County: Pima</b>									
3050	Storage Shed P-658	2006	\$0	\$0	\$0	100	D	5	N
<b>Location Totals:</b>		<b>8</b>	<b>\$22,287</b>	<b>\$51</b>	<b>\$66</b>	<b>1,900</b>			
<b>HP-2-006 Department of Public Safety</b>		<b>TUCSON</b>							
<b>County:</b>									
0010	Radio Shop P-208	1973	\$72,803	\$1,333	\$1,452	2,667	C	3	Y
0020	Modular Office T-204	1972	\$354,959	\$6,685	\$7,276	2,400	D	5	
0030	Storage Shed (K-9) P-645		\$0			100	D	5	
0040	Incinerator Storage for Southern Regional Crime Lab P-694	2008	\$0	\$0	\$0	400			
<b>Location Totals:</b>		<b>4</b>	<b>\$427,762</b>	<b>\$8,018</b>	<b>\$8,728</b>	<b>5,567</b>			
<b>HP-2-010 Department of Public Safety</b>		<b>CASA GRANDE</b>							
<b>County: Pinal</b>									
0010	District Office P-021	1997	\$766,951	\$4,413	\$5,099	6,575	C	3	Y
0020	Carport P-356	1982	\$16,557	\$225	\$248	1,600	S	2N	
0030	Storage Building P-591	2002	\$3,985	\$13	\$15	100			
0040	Storage Bldg P-339	1982	\$24,609	\$335	\$368	144	C	3	
0050	K-9 Modular M-590	2005	\$137,814	\$216	\$305	1,440			
0060	Storage Building P-638	2004	\$2,710	\$6	\$8	100			
0070	K-9 Kennel P-601	2004	\$57,423	\$120	\$159	735			
0080	K-9 Canopy P-602	2000	\$4,594	\$19	\$23	375			
0090	K-9 Shed P-616	2005	\$3,560	\$6	\$8	120			
0100	GIITEM Office M-674	2007	\$0	\$0	\$0	1,440	C	3	Y

**FY 08 Arizona Department of Administration Building System Inventory**

General Services Division

June 30, 2008

	Year	2008 Replacement Value	FY 2010 Renewal	FY 2011 Renewal	Square Feet	Classes		
						Marshall	IBC	Fire Sprklr
<b>HP-2-010 Department of Public Safety</b>		<b>CASA GRANDE</b>						
<b>County: Pinal</b>								
0110	New Casa Grande Mountain Top Comm. Site M-692	2008	\$0	\$0	\$0			
<b>Location Totals:</b>		<b>11</b>	<b>\$1,018,202</b>	<b>\$5,353</b>	<b>\$6,233</b>	<b>12,629</b>		
<b>HP-2-011 Department of Public Safety</b>		<b>NOGALES</b>						
<b>County: Santa Cruz</b>								
0010	Area Office T-110	1994	\$433,455	\$3,175	\$3,602	1,152	C	3
0020	POE Storage Shed P-593	2003	\$3,216	\$8	\$11	100		
<b>Location Totals:</b>		<b>2</b>	<b>\$436,671</b>	<b>\$3,183</b>	<b>\$3,613</b>	<b>1,252</b>		
<b>HP-2-070 Department of Public Safety</b>		<b>MT LEMMON SITE</b>						
<b>County: Pima</b>								
0010	Comm Bldg P-095	1952	\$51,783	\$1,354	\$1,434	380	D	5
<b>Location Totals:</b>		<b>1</b>	<b>\$51,783</b>	<b>\$1,354</b>	<b>\$1,434</b>	<b>380</b>		
<b>HP-2-071 Department of Public Safety</b>		<b>NOGALES TRANS. SITE</b>						
<b>County: Santa Cruz</b>								
0010	Comm Bldg P-113	1964	\$51,783	\$1,192	\$1,291	300	D	5
0020	Storage Shed P-629	2003	\$2,756	\$7	\$9	80		
<b>Location Totals:</b>		<b>2</b>	<b>\$54,539</b>	<b>\$1,199</b>	<b>\$1,300</b>	<b>380</b>		
<b>HP-2-078 Department of Public Safety</b>		<b>TUCSON HEADQUARTERS</b>						
<b>County: Pima</b>								
0010	Headquarters Building P-201	1967	\$7,075,526	\$151,760	\$164,634	47,197	C	3

**FY 08 Arizona Department of Administration Building System Inventory**

General Services Division

June 30, 2008

		Year	2008 Replacement Value	FY 2010 Renewal	FY 2011 Renewal	Square Feet	Classes		
							Marshall	IBC	Fire Sprklr
<b>HP-2-078 Department of Public Safety</b>		<b>TUCSON HEADQUARTERS</b>							
<b>County: Pima</b>									
0020	Carport P-273	1967	\$33,526	\$719	\$780	1,600	S	2N	
0030	Fuel Island P-210	1967	\$194,835	\$4,179	\$4,533	300	S	2N	
<b>Location Totals:</b>		<b>3</b>	<b>\$7,303,887</b>	<b>\$156,658</b>	<b>\$169,948</b>	<b>49,097</b>			
<b>HP-2-080 Department of Public Safety</b>		<b>GUTHRIE PEAK SITE</b>							
<b>County:</b>									
0010	New Keystone Peak Mountain Top Comm. Site M-693	2008	\$0	\$0	\$0				
<b>Location Totals:</b>		<b>1</b>	<b>\$0</b>	<b>\$0</b>	<b>\$0</b>				
<b>HP-3-003 Department of Public Safety</b>		<b>GUTHRIE PEAK SITE</b>							
<b>County: Cochise</b>									
0010	Comm Bldg P-071 Safford	1968	\$51,783	\$1,084	\$1,176	170	D	5	
<b>Location Totals:</b>		<b>1</b>	<b>\$51,783</b>	<b>\$1,084</b>	<b>\$1,176</b>	<b>170</b>			
<b>HP-3-009 Department of Public Safety</b>		<b>SIERRA VISTA</b>							
<b>County: Cochise</b>									
0010	District Office P-178	1983	\$630,029	\$8,240	\$9,075	4,096	D	5	Y
0040	Storage Bldg P-341	1983	\$24,609	\$322	\$354	144	D	5	
<b>Location Totals:</b>		<b>2</b>	<b>\$654,637</b>	<b>\$8,562</b>	<b>\$9,429</b>	<b>4,240</b>			
<b>HP-3-013 Department of Public Safety</b>		<b>WILLCOX</b>							
<b>County: Cochise</b>									
0540	Area Office Trailer T-224	1971	\$73,783	\$1,428	\$1,553	720	D	5	

**FY 08 Arizona Department of Administration Building System Inventory**

General Services Division

June 30, 2008

	Year	2008 Replacement Value	FY 2010 Renewal	FY 2011 Renewal	Square Feet	Classes			
						Marshall	IBC	Fire Sprklr	
<b>HP-3-013 Department of Public Safety</b>		<b>WILLCOX</b>							
<b>County: Cochise</b>									
0550	Storage Shed P-618	2005	\$3,445	\$5	\$8	100			
0560	Shelter for Dos Cabezas Mountain Top Comm. Site P-691	2008	\$0	\$0	\$0				
<b>Location Totals:</b>		<b>3</b>	<b>\$77,228</b>	<b>\$1,434</b>	<b>\$1,561</b>	<b>820</b>			
<b>HP-3-021 Department of Public Safety</b>		<b>BERNARDINO PEAK SITE</b>							
<b>County: Cochise</b>									
0010	Comm Bldg P-239 Douglas	1976	\$51,783	\$867	\$947	300	D	5	
<b>Location Totals:</b>		<b>1</b>	<b>\$51,783</b>	<b>\$867</b>	<b>\$947</b>	<b>300</b>			
<b>HP-3-023 Department of Public Safety</b>		<b>BENSON</b>							
<b>County: La Paz</b>									
0010	Area Office M-687	1989	\$0	\$0	\$0	1,440			
<b>Location Totals:</b>		<b>1</b>	<b>\$0</b>	<b>\$0</b>	<b>\$0</b>	<b>1,440</b>			
<b>HP-3-027 Department of Public Safety</b>		<b>SAFFORD</b>							
<b>County: Graham</b>									
0010	Storage Building (Steel) P-489	2000	\$0	\$0	\$0	160	S	5	N
<b>Location Totals:</b>		<b>1</b>	<b>\$0</b>	<b>\$0</b>	<b>\$0</b>	<b>160</b>			
<b>HP-3-074 Department of Public Safety</b>		<b>HELIOGRAPH PEAK SITE</b>							
<b>County: Cochise</b>									
0010	Comm Bldg P-264	1965	\$51,783	\$1,165	\$1,262	300	D	5	
<b>Location Totals:</b>		<b>1</b>	<b>\$51,783</b>	<b>\$1,165</b>	<b>\$1,262</b>	<b>300</b>			

**FY 08 Arizona Department of Administration Building System Inventory**

General Services Division

June 30, 2008

	Year	2008 Replacement Value	FY 2010 Renewal	FY 2011 Renewal	Square Feet	Classes			
						Marshall	IBC	Fire Sprklr	
<b>HP-3-075 Department of Public Safety</b>		<b>MULE MOUNTAIN SITE</b>							
<b>County: Cochise</b>									
0010	Comm Bldg P-108 Bisbee	1961	\$51,783	\$1,273	\$1,377	380	D	5	
<b>Location Totals:</b>		<b>1</b>	<b>\$51,783</b>	<b>\$1,273</b>	<b>\$1,377</b>	<b>380</b>			
<b>HP-4-003 Department of Public Safety</b>		<b>SANDERS HOUSING</b>							
<b>County: Apache</b>									
0010	Modular Residence M-346	1993	\$108,698	\$853	\$963	1,456	D	5	
0030	Modular Residence M-345	1993	\$92,292	\$724	\$818	1,456	D	5	
0040	Modular Residence M-344	1993	\$92,292	\$724	\$818	1,456	D	5	
0050	Modular Residence M-343	1993	\$92,292	\$724	\$818	1,456	D	5	
0060	Modular Residence M-342	1993	\$92,292	\$724	\$818	1,456	D	5	
0070	Carport P-428	1999	\$5,951	\$28	\$33	400	S	2N	
0080	Carport P-429	1999	\$5,951	\$28	\$33	400	S	2N	
0090	Carport P-430	1999	\$5,951	\$28	\$33	400	S	2N	
0100	Carport P-431	1999	\$5,951	\$28	\$33	400	S	2N	
0110	Carport P-432	1999	\$5,951	\$28	\$33	400	S	2N	
0120	Storage Shed P-472	2001	\$3,421	\$13	\$15	100	D	5	
0130	Storage Shed (for M-342) P-631	2005	\$0	\$0	\$0	100	S	5	N
0140	Storage Shed (for M-343) P-632	2005	\$0	\$0	\$0	100	S	5	N
0150	Storage Shed (for M-345) P-633	2005	\$0	\$0	\$0	100	S	5	N
0160	Storage Shed (for M-346) P-634	2005	\$0	\$0	\$0	100	S	5	N
0170	Shed (Facilities) P-662	2006	\$0	\$0	\$0	100	S	5	N
<b>Location Totals:</b>		<b>16</b>	<b>\$511,038</b>	<b>\$3,902</b>	<b>\$4,416</b>	<b>9,880</b>			

**FY 08 Arizona Department of Administration Building System Inventory**

General Services Division

June 30, 2008

		Year	2008 Replacement Value	FY 2010 Renewal	FY 2011 Renewal	Square Feet	Classes		
							Marshall	IBC	Fire Sprklr
<b>HP-4-004 Department of Public Safety</b>		<b>CHAMBERS</b>							
<b>County: Apache</b>									
0020	Modular Area office M-023	1960	\$68,909	\$1,730	\$1,871	672	D	5	
<b>Location Totals:</b>		<b>1</b>	<b>\$68,909</b>	<b>\$1,730</b>	<b>\$1,871</b>	<b>672</b>			
<b>HP-4-005 Department of Public Safety</b>		<b>SANDERS - PORT OF ENTRY</b>							
<b>County: Apache</b>									
0010	Office Trailer T-275	1987	\$16,662	\$183	\$203	280	D	5	
<b>Location Totals:</b>		<b>1</b>	<b>\$16,662</b>	<b>\$183</b>	<b>\$203</b>	<b>280</b>			
<b>HP-4-007 Department of Public Safety</b>		<b>ANTELOPE MESA SITE</b>							
<b>County: Navajo</b>									
0010	Comm Bldg P-004 Keams Canyon	1980	\$51,783	\$759	\$832	80	D	5	
<b>Location Totals:</b>		<b>1</b>	<b>\$51,783</b>	<b>\$759</b>	<b>\$832</b>	<b>80</b>			
<b>HP-4-008 Department of Public Safety</b>		<b>MANUELITO MESA SITE</b>							
<b>County: Apache</b>									
0010	Comm Bldg P-237 Gallup, N.M.	1975	\$51,783	\$894	\$975	300	D	5	
<b>Location Totals:</b>		<b>1</b>	<b>\$51,783</b>	<b>\$894</b>	<b>\$975</b>	<b>300</b>			
<b>HP-4-009 Department of Public Safety</b>		<b>UTE PEAK SITE - COLORADO</b>							
<b>County: Apache</b>									
0010	Comm Bldg P-235	1979	\$51,783	\$786	\$861	300	D	5	
<b>Location Totals:</b>		<b>1</b>	<b>\$51,783</b>	<b>\$786</b>	<b>\$861</b>	<b>300</b>			

**FY 08 Arizona Department of Administration Building System Inventory**

General Services Division

June 30, 2008

	Year	2008 Replacement Value	FY 2010 Renewal	FY 2011 Renewal	Square Feet	Classes			
						Marshall	IBC	Fire Sprklr	
<b>HP-4-012 Department of Public Safety</b>		<b>WINSLOW</b>							
<b>County: Navajo</b>									
0010	Storage Shed P-228	1970	\$2,463	\$49	\$53	150	D	5	
0020	Area Office P-227	1970	\$30,763	\$612	\$665	200	D	5	
<b>Location Totals:</b>		<b>2</b>	<b>\$33,227</b>	<b>\$661</b>	<b>\$718</b>	<b>350</b>			
<b>HP-4-014 Department of Public Safety</b>		<b>PAINTED DESERT</b>							
<b>County: Apache</b>									
0010	Carport (for M-675) P-681	2007	\$0	\$0	\$0	400			
0020	Carport (for M-676) P-682	2007	\$0	\$0	\$0	400			
0030	Carport (for M-677) P-683	2007	\$0	\$0	\$0	400			
0040	Storage Shed (for M-675) P-685	2007	\$0	\$0	\$0	100			
0050	Storage Shed (for M-676) P-686	2007	\$0	\$0	\$0	100			
0180	Storage Shed (for T-088) P-636	2005	\$0	\$0	\$0	100	S	5	N
0490	Remote House M-675	2007	\$0	\$0	\$0	1,493	D	5	N
0500	Remote House M-676	2007	\$0	\$0	\$0	1,493	D	5	N
0510	Remote House M-677	2007	\$0	\$0	\$0	1,493	D	5	N
<b>Location Totals:</b>		<b>9</b>	<b>\$0</b>	<b>\$0</b>	<b>\$0</b>	<b>5,979</b>			
<b>HP-4-015 Department of Public Safety</b>		<b>HOLBROOK</b>							
<b>County: Navajo</b>									
0010	District Office P-074	1970	\$697,298	\$13,862	\$15,066	3,244	C	3	
0020	Storage Shed P-076	1970	\$9,762	\$194	\$211	168	D	5	
0030	Radio Shop P-075	1970	\$161,813	\$3,217	\$3,496	1,052	D	5	
<b>Location Totals:</b>		<b>3</b>	<b>\$868,873</b>	<b>\$17,273</b>	<b>\$18,773</b>	<b>4,464</b>			

**FY 08 Arizona Department of Administration Building System Inventory**

General Services Division

June 30, 2008

	Year	2008 Replacement Value	FY 2010 Renewal	FY 2011 Renewal	Square Feet	Classes		
						Marshall	IBC	Fire Sprklr
<b>HP-4-016 Department of Public Safety</b>		<b>ROBERTS RANCH SITE</b>						
<b>County: Apache</b>								
0010	Comm Bldg P-163 Sanders	1964	\$51,783	\$1,192	\$1,291	170	D	5
<b>Location Totals:</b>		<b>1</b>	<b>\$51,783</b>	<b>\$1,192</b>	<b>\$1,291</b>	<b>170</b>		
<b>HP-4-017 Department of Public Safety</b>		<b>KAYENTA</b>						
<b>County: Navajo</b>								
0010	Trailer T-086	1971	\$67,677	\$1,310	\$1,425	1,000	D	5
0020	Modular Residence M-606	2005	\$96,125	\$151	\$213	1,493		
0030	Storage Shed P-620	2005	\$3,675	\$6	\$8	100		
0040	Carport P-625	2005	\$4,938	\$8	\$11	400		
0050	Modular Home M-280	1987	\$138,435	\$1,521	\$1,687	1,056	D	5
0060	Double Carport P-615	2005	\$7,465	\$12	\$17	800		
0080	Area Office Storage Shed P-617	2005	\$3,675	\$6	\$8	100		
0090	Storage Shed (for M-280) P-635	2005	\$0	\$0	\$0	100	S	5 N
<b>Location Totals:</b>		<b>8</b>	<b>\$321,991</b>	<b>\$3,013</b>	<b>\$3,369</b>	<b>5,049</b>		
<b>HP-4-018 Department of Public Safety</b>		<b>PINEY HILL SITE</b>						
<b>County: Apache</b>								
0010	Comm Bldg P-151 Window Rock	1968	\$51,783	\$1,084	\$1,176	170	D	5
<b>Location Totals:</b>		<b>1</b>	<b>\$51,783</b>	<b>\$1,084</b>	<b>\$1,176</b>	<b>170</b>		
<b>HP-4-040 Department of Public Safety</b>		<b>MANY FARMS</b>						
<b>County: Apache</b>								
0100	Storage Shed P-507	2001	\$3,421	\$13	\$15	100	D	5

**FY 08 Arizona Department of Administration Building System Inventory**

General Services Division

June 30, 2008

	Year	2008 Replacement Value	FY 2010 Renewal	FY 2011 Renewal	Square Feet	Classes		
						Marshall	IBC	Fire Sprklr
<b>HP-4-040 Department of Public Safety</b>		<b>MANY FARMS</b>						
<b>County: Apache</b>								
0110	Residence M-366	1995	\$101,867	\$693	\$790	1,330	D	5
0120	Residence M-367	1995	\$101,867	\$693	\$790	1,330	D	5
0130	Carport P-492	1997	\$9,942	\$57	\$66	400	S	2N
0140	Storage Shed P-508	2001	\$3,421	\$13	\$15	100	D	5
<b>Location Totals:</b>		<b>5</b>	<b>\$220,519</b>	<b>\$1,468</b>	<b>\$1,677</b>	<b>3,260</b>		
<b>HP-4-054 Department of Public Safety</b>		<b>ROOF BUTTE SITE</b>						
<b>County: Apache</b>								
0010	Comm Bldg P-167 Lukachukai	1965	\$51,783	\$1,165	\$1,262	170	D	5
<b>Location Totals:</b>		<b>1</b>	<b>\$51,783</b>	<b>\$1,165</b>	<b>\$1,262</b>	<b>170</b>		
<b>HP-5-003 Department of Public Safety</b>		<b>FLAGSTAFF</b>						
<b>County: Coconino</b>								
0010	District Office P-048	1967	\$557,075	\$11,948	\$12,962	3,902	C	3
0020	Storage Shed P-376	1996	\$2,855	\$18	\$21	160	D	5
0030	Storage Shed P-490	2001	\$5,131	\$19	\$23	160	D	5
0040	Radio Building P-049	1975	\$588,538	\$10,160	\$11,086	4,385	C	3
0050	Storage Shed (K-9) P-646		\$0			100	S	5 N
0060	Storage Shed (EOD) P-666		\$0			64	S	5 N
0070	Mobile Office T-190	1969	\$59,063	\$1,205	\$1,309	720	D	5
0080	Mobile Office T-166	1967	\$49,219	\$1,056	\$1,145	672	D	5
0090	Mobile Office T-191	1972	\$69,593	\$1,311	\$1,427	720	D	5
0100	P&E Storage Container #1 M-521	1986	\$2,657	\$31	\$34	320		
0110	P&E Storage Container #2 M-522	2002	\$3,321	\$10	\$13	320		

**FY 08 Arizona Department of Administration Building System Inventory**

General Services Division

June 30, 2008

	Year	2008 Replacement Value	FY 2010 Renewal	FY 2011 Renewal	Square Feet	Classes			
						Marshall	IBC	Fire Sprklr	
<b>HP-5-003 Department of Public Safety</b>		<b>FLAGSTAFF</b>							
<b>County: Coconino</b>									
0120	P&E Storage Container #3 M-523	2002	\$3,321	\$10	\$13	320			
0130	CI Modular M-605	2005	\$119,094	\$187	\$264	1,440			
0140	Storage Container (Fleet) P-667		\$0			320	S	5	N
0150	Storage Truck Box (Fleet) P-668		\$0			160	S	5	N
0160	Storage Truck Box (FMB) P-669		\$0			160	S	5	N
0170	Storage Container (WSB) P-670		\$0			160	S	5	N
0180	Storage Container (WSB) P-671		\$0			86	S	5	N
0190	Storage Shed P-672		\$0			30	S	5	N
<b>Location Totals:</b>		<b>19</b>	<b>\$1,459,867</b>	<b>\$25,955</b>	<b>\$28,295</b>	<b>14,199</b>			
<b>HP-5-004 Department of Public Safety</b>		<b>WILLIAMS</b>							
<b>County: Coconino</b>									
0010	Area Office T-136	1967	\$44,092	\$946	\$1,026	540	D	5	
<b>Location Totals:</b>		<b>1</b>	<b>\$44,092</b>	<b>\$946</b>	<b>\$1,026</b>	<b>540</b>			
<b>HP-5-005 Department of Public Safety</b>		<b>JACOB LAKE SITE</b>							
<b>County: Coconino</b>									
0010	Comm Bldg P-083	1970	\$51,783	\$1,029	\$1,119	240	D	5	
<b>Location Totals:</b>		<b>1</b>	<b>\$51,783</b>	<b>\$1,029</b>	<b>\$1,119</b>	<b>240</b>			
<b>HP-5-006 Department of Public Safety</b>		<b>TUSAYAN</b>							
<b>County: Coconino</b>									
0010	Residence M-274	1986	\$123,051	\$1,416	\$1,568	1,455	D	5	

**FY 08 Arizona Department of Administration Building System Inventory**

General Services Division

June 30, 2008

	Year	2008 Replacement Value	FY 2010 Renewal	FY 2011 Renewal	Square Feet	Classes		
						Marshall	IBC	Fire Sprklr
<b>HP-5-006 Department of Public Safety</b>		<b>TUSAYAN</b>						
<b>County: Coconino</b>								
0020	Carport P-360	1986	\$8,840	\$102	\$113	399	D	5
0030	Storage Shed P-473	2001	\$3,421	\$13	\$15	100	D	5
<b>Location Totals:</b>		<b>3</b>	<b>\$135,311</b>	<b>\$1,530</b>	<b>\$1,696</b>	<b>1,954</b>		
<b>HP-5-007 Department of Public Safety</b>		<b>FREDONIA - ADOT MAINTENANCE YARD</b>						
<b>County: Coconino</b>								
0010	Office Trailer T-214	1968	\$35,390	\$741	\$804	300	D	5
<b>Location Totals:</b>		<b>1</b>	<b>\$35,390</b>	<b>\$741</b>	<b>\$804</b>	<b>300</b>		
<b>HP-5-008 Department of Public Safety</b>		<b>FLAGSTAFF AIRPORT</b>						
<b>County: Coconino</b>								
0010	Fuel Station/Tank P-433	1999	\$6,070	\$29	\$34	400	S	2N
<b>Location Totals:</b>		<b>1</b>	<b>\$6,070</b>	<b>\$29</b>	<b>\$34</b>	<b>400</b>		
<b>HP-5-010 Department of Public Safety</b>		<b>GRAY MOUNTAIN</b>						
<b>County: Coconino</b>								
0010	Modular Residence M-066	1978	\$118,132	\$1,854	\$2,029	1,152	D	5
001A	Carport P-362	1994	\$17,158	\$126	\$143	490	S	2N
0020	Modular Residence M-067	1978	\$118,132	\$1,854	\$2,029	1,152	D	5
002A	Carport P-363	1994	\$17,158	\$126	\$143	490	S	2N
0030	Modular Residence M-068	1978	\$118,132	\$1,854	\$2,029	1,152	D	5
003A	Carport P-364	1994	\$17,158	\$126	\$143	490	S	2N
0040	Modular Residence M-069	1978	\$118,132	\$1,854	\$2,029	1,152	D	5

**FY 08 Arizona Department of Administration Building System Inventory**

General Services Division

June 30, 2008

	Year	2008 Replacement Value	FY 2010 Renewal	FY 2011 Renewal	Square Feet	Classes		
						Marshall	IBC	Fire Sprklr
<b>HP-5-010 Department of Public Safety</b>		<b>GRAY MOUNTAIN</b>						
<b>County: Coconino</b>								
004A	Carport P-365	1994	\$17,158	\$126	\$143	490	S	2N
0100	Storage Shed P-506	2001	\$3,421	\$13	\$15	100	D	5
<b>Location Totals:</b>		<b>9</b>	<b>\$544,580</b>	<b>\$7,931</b>	<b>\$8,701</b>	<b>6,668</b>		
<b>HP-5-011 Department of Public Safety</b>		<b>DESERT VIEW SITE</b>						
<b>County: Coconino</b>								
0010	Comm Bldg P-044 Grand Canyon Village	1983	\$51,783	\$677	\$746	300	D	5
<b>Location Totals:</b>		<b>1</b>	<b>\$51,783</b>	<b>\$677</b>	<b>\$746</b>	<b>300</b>		
<b>HP-5-012 Department of Public Safety</b>		<b>SCHNEBLEY HILL SITE</b>						
<b>County: Coconino</b>								
0010	Comm Bldg P-173	1979	\$51,783	\$786	\$861	80	D	5
<b>Location Totals:</b>		<b>1</b>	<b>\$51,783</b>	<b>\$786</b>	<b>\$861</b>	<b>80</b>		
<b>HP-5-070 Department of Public Safety</b>		<b>BILL WILLIAMS MOUNTAIN SITE</b>						
<b>County: Coconino</b>								
0010	Comm Bldg P-226	1952	\$51,783	\$1,354	\$1,434	324	D	5
<b>Location Totals:</b>		<b>1</b>	<b>\$51,783</b>	<b>\$1,354</b>	<b>\$1,434</b>	<b>324</b>		
<b>HP-5-071 Department of Public Safety</b>		<b>MOUNT ELDEN SITE</b>						
<b>County: Coconino</b>								
0010	Comm Bldg P-266	1952	\$51,783	\$1,354	\$1,434	300	D	5
<b>Location Totals:</b>		<b>1</b>	<b>\$51,783</b>	<b>\$1,354</b>	<b>\$1,434</b>	<b>300</b>		

**FY 08 Arizona Department of Administration Building System Inventory**

General Services Division

June 30, 2008

	Year	2008 Replacement Value	FY 2010 Renewal	FY 2011 Renewal	Square Feet	Classes		
						Marshall	IBC	Fire Sprklr
<b>HP-5-072 Department of Public Safety</b>		<b>NAVAJO MOUNTAIN SITE</b>						
<b>County: Coconino</b>								
0010	Comm Bldg P-109	1964	\$51,783	\$1,192	\$1,291	480	D	5
<b>Location Totals:</b>		<b>1</b>	<b>\$51,783</b>	<b>\$1,192</b>	<b>\$1,291</b>	<b>480</b>		
<b>HP-5-073 Department of Public Safety</b>		<b>VALLE</b>						
<b>County: Coconino</b>								
0010	Modular Residence M-385	1998	\$132,608	\$694	\$808	1,457	D	5
0020	Modular Residence M-386	1998	\$132,608	\$694	\$808	1,457	D	5
0030	Carport P-453	1998	\$3,879	\$20	\$24	400	S	2N
0040	Carport P-454	1998	\$3,879	\$20	\$24	400	S	2N
0050	Storage Shed P-474	2001	\$3,421	\$13	\$15	100	D	5
0060	Storage Shed P-475	2001	\$3,421	\$13	\$15	100	D	5
<b>Location Totals:</b>		<b>6</b>	<b>\$279,816</b>	<b>\$1,453</b>	<b>\$1,694</b>	<b>3,914</b>		
<b>HP-6-001 Department of Public Safety</b>		<b>JUNIPER MOUNTAIN SITE</b>						
<b>County: Yavapai</b>								
0010	Comm Bldg P-084 Seligman	1968	\$51,783	\$1,084	\$1,176	120	D	5
<b>Location Totals:</b>		<b>1</b>	<b>\$51,783</b>	<b>\$1,084</b>	<b>\$1,176</b>	<b>120</b>		
<b>HP-6-004 Department of Public Safety</b>		<b>CORDES JUNCTION</b>						
<b>County: Yavapai</b>								
0200	Area Office P-036	1961	\$93,784	\$2,306	\$2,494	1,337	D	5
<b>Location Totals:</b>		<b>1</b>	<b>\$93,784</b>	<b>\$2,306</b>	<b>\$2,494</b>	<b>1,337</b>		

**FY 08 Arizona Department of Administration Building System Inventory**

General Services Division

June 30, 2008

	Year	2008 Replacement Value	FY 2010 Renewal	FY 2011 Renewal	Square Feet	Classes			
						Marshall	IBC	Fire Sprklr	
<b>HP-6-005 Department of Public Safety</b>		<b>NEEDLES MOUNTAIN</b>							
<b>County: Mohave</b>									
0010	Area Office (Modular) M-219	1999	\$213,860	\$1,007	\$1,185	2,079	D	5	
<b>Location Totals:</b>		<b>1</b>	<b>\$213,860</b>	<b>\$1,007</b>	<b>\$1,185</b>	<b>2,079</b>			
<b>HP-6-006 Department of Public Safety</b>		<b>BULLHEAD CITY</b>							
<b>County: Mohave</b>									
0010	GIITEM Shed P-655	2006	\$0	\$0	\$0	120	S	5	N
<b>Location Totals:</b>		<b>1</b>	<b>\$0</b>	<b>\$0</b>	<b>\$0</b>	<b>120</b>			
<b>HP-6-011 Department of Public Safety</b>		<b>PRESCOTT</b>							
<b>County: Yavapai</b>									
0010	New District Office P-463	2002	\$2,418,433	\$7,591	\$9,379	8,000	C	3	
0020	PANT Storage Shed P-679	2007	\$0	\$0	\$0	200	S	5	N
<b>Location Totals:</b>		<b>2</b>	<b>\$2,418,433</b>	<b>\$7,591</b>	<b>\$9,379</b>	<b>8,200</b>			
<b>HP-6-013 Department of Public Safety</b>		<b>WIKIEUP</b>							
<b>County: Mohave</b>									
0050	House Trailer T-221	1968	\$67,677	\$1,416	\$1,537	672	D	5	
0060	House Trailer T-223	1968	\$70,141	\$1,468	\$1,593	780	D	5	
0070	Residence T-377	1968	\$120,695	\$2,526	\$2,741	1,368	D	5	
0080	Office Trailer T-193	1971	\$29,739	\$576	\$626	300	D	5	
0200	Modular House M-494	2000	\$102,628	\$430	\$512	1,400	D	5	
0210	Carport P-498	2000	\$5,108	\$21	\$25	400	S	2N	
0220	Storage Shed M-501	2000	\$3,712	\$16	\$19	100	D	5	

**FY 08 Arizona Department of Administration Building System Inventory**

General Services Division

June 30, 2008

		Year	2008 Replacement Value	FY 2010 Renewal	FY 2011 Renewal	Square Feet	Classes		
							Marshall	IBC	Fire Sprklr
<b>HP-6-013 Department of Public Safety</b>		<b>WIKIEUP</b>							
<b>County: Mohave</b>									
0230	Modular House M-495	2000	\$102,628	\$430	\$512	1,400	D	5	
0240	Carport P-499	2000	\$5,108	\$21	\$25	400	S	2N	
0250	Storage Shed M-502	2000	\$3,712	\$16	\$19	100	D	5	
0260	Modular House M-496	2000	\$102,628	\$430	\$512	1,400	D	5	
0270	Carport P-500	2000	\$5,108	\$21	\$25	400	S	2N	
0280	Storage Shed M-503	2000	\$3,712	\$16	\$19	100	D	5	
0310	Carport P-457	1998	\$3,977	\$21	\$24	400	S	2N	
0320	Carport P-455	1998	\$3,977	\$21	\$24	400	S	2N	
0340	Carport P-456	1998	\$3,977	\$21	\$24	400	S	2N	
0360	Modular House		\$0			1,150	D	5	
0370	Modular House		\$0			1,150	D	5	
0380	Storage Shed		\$0			100	D	5	
0390	Storage Shed		\$0			100	D	5	
0400	Storage Shed		\$0			100	D	5	
350	Modular House		\$0			1,150	D	5	
<b>Location Totals:</b>		<b>22</b>	<b>\$634,529</b>	<b>\$7,447</b>	<b>\$8,238</b>	<b>13,770</b>			
<b>HP-6-014 Department of Public Safety</b>		<b>WICKENBURG - TRANS. SITE</b>							
<b>County: Mohave</b>									
0010	Storage Shed P-612	2005	\$3,032	\$5	\$7	160			
<b>Location Totals:</b>		<b>1</b>	<b>\$3,032</b>	<b>\$5</b>	<b>\$7</b>	<b>160</b>			

**FY 08 Arizona Department of Administration Building System Inventory**

General Services Division

June 30, 2008

	Year	2008 Replacement Value	FY 2010 Renewal	FY 2011 Renewal	Square Feet	Classes		
						Marshall	IBC	Fire Sprklr
<b>HP-6-060 Department of Public Safety</b>		<b>MINGUS MOUNTAIN SITE</b>						
<b>County: Yavapai</b>								
0010	Transmitter Building P-107	1965	\$52,296	\$1,176	\$1,275	170	D	5
<b>Location Totals:</b>		<b>1</b>	<b>\$52,296</b>	<b>\$1,176</b>	<b>\$1,275</b>	<b>170</b>		
<b>HP-6-070 Department of Public Safety</b>		<b>HUALAPI SITE</b>						
<b>County: Mohave</b>								
0010	Comm Bldg P-082 Kingman	1965	\$51,783	\$1,165	\$1,262	380	D	5
<b>Location Totals:</b>		<b>1</b>	<b>\$51,783</b>	<b>\$1,165</b>	<b>\$1,262</b>	<b>380</b>		
<b>HP-6-071 Department of Public Safety</b>		<b>TOWER MOUNTAIN SITE</b>						
<b>County: Yavapai</b>								
0010	Comm Bldg P-199 Crown King	1952	\$51,783	\$1,354	\$1,434	300	D	5
<b>Location Totals:</b>		<b>1</b>	<b>\$51,783</b>	<b>\$1,354</b>	<b>\$1,434</b>	<b>300</b>		
<b>HP-6-080 Department of Public Safety</b>		<b>SELIGMAN</b>						
<b>County: Yavapai</b>								
0010	Trailer T-081	1979	\$80,393	\$1,220	\$1,336	950	D	5
0020	Trailer T-040	1972	\$71,778	\$1,352	\$1,471	784	D	5
0030	Trailer T-028	1969	\$39,863	\$813	\$883	600	D	5
0040	Modular Residence M-459	2000	\$106,481	\$446	\$531	1,680	D	5
0050	Modular Residence M-460	2000	\$106,481	\$446	\$531	1,680	D	5
0060	Modular Residence M-461	2000	\$106,481	\$446	\$531	1,680	D	5
0070	Carport P-464	2000	\$5,951	\$25	\$30	400	S	2N
0080	Carport P-465	2000	\$5,951	\$25	\$30	400	S	2N

**FY 08 Arizona Department of Administration Building System Inventory**

General Services Division

June 30, 2008

		Year	2008 Replacement Value	FY 2010 Renewal	FY 2011 Renewal	Square Feet	Classes		
							Marshall	IBC	Fire Sprklr
<b>HP-6-080 Department of Public Safety</b>		<b>SELIGMAN</b>							
<b>County: Yavapai</b>									
0090	Carport P-466	2000	\$5,951	\$25	\$30	400	S	2N	
0110	Storage Shed P-467	2001	\$3,421	\$13	\$15	100	D	5	
0120	Storage Shed P-468	2001	\$3,421	\$13	\$15	100	D	5	
0130	Storage Shed P-469	2001	\$3,421	\$13	\$15	100	D	5	
0140	Office Trailer T-007	1974	\$35,390	\$629	\$686	300	D	5	
0150	Modular Residence M-607	2005	\$96,125	\$151	\$213	1,493		5	
0160	Modular Residence M-608	2005	\$96,125	\$151	\$213	1,493		5	
0170	Modular Residence M-609	2005	\$96,125	\$151	\$213	1,493		5	
0190	Storage Shed P-621	2005	\$3,560	\$6	\$8	100	D	5	
0200	Storage Shed P-622	2005	\$3,560	\$6	\$8	100	D	5	
0200	Remote House M-641	2006	\$0	\$0	\$0	1,493	D	5	N
0210	Remote House M-642	2006	\$0	\$0	\$0	1,493	D	5	N
0210	Storage Shed P-623	2005	\$3,560	\$6	\$8	100	D	5	
0220	Carport P-626	2005	\$4,594	\$7	\$10	400			
0220	Remote House M-643	2006	\$0	\$0	\$0	1,493	D	5	N
0230	Carport P-627	2005	\$4,594	\$7	\$10	400			
0230	Carport (for M-641) P-647	2006	\$0	\$0	\$0	400	D	5	N
0240	Carport (for M-642) P-648	2006	\$0	\$0	\$0	400	D	5	N
0240	Carport P-628	2005	\$4,594	\$7	\$10	400			
0250	Carport (for M-643) P-649	2006	\$0	\$0	\$0	400	D	5	N
0260	Carport (for M-641) P-650	2006	\$0	\$0	\$0	100	D	5	N
0270	Carport (for M-642) P-651	2006	\$0	\$0	\$0	100	D	5	N
0280	Carport (for M-643) P-652	2006	\$0	\$0	\$0	100	D	5	N
0290	Shed (Facilities) P-660	2006	\$0	\$0	\$0	100	D	5	N

**FY 08 Arizona Department of Administration Building System Inventory**

General Services Division

June 30, 2008

	Year	2008 Replacement Value	FY 2010 Renewal	FY 2011 Renewal	Square Feet	Classes		
						Marshall	IBC	Fire Sprklr
<b>HP-6-080 Department of Public Safety</b>		<b>SELIGMAN</b>						
<b>Location Totals:</b>	<b>32</b>	<b>\$887,821</b>	<b>\$5,954</b>	<b>\$6,798</b>	<b>21,232</b>			
<b>HP-6-081 Department of Public Safety</b>		<b>BLACK CANYON</b>						
<b>County: Yavapai</b>								
0030	PumpHouse P-013	1962	\$3,609	\$87	\$94	77	C	3
0040	Storage Building P-012	1962	\$28,714	\$691	\$748	64	D	5
0050	Fuel Station (2k Gal AGST) P-434	1999	\$34,865	\$164	\$193	0	D	0
0190	Area Office T-011	1966	\$59,063	\$1,298	\$1,407	720	D	5
<b>Location Totals:</b>	<b>4</b>	<b>\$126,251</b>	<b>\$2,240</b>	<b>\$2,442</b>	<b>861</b>			
<b>HP-6-082 Department of Public Safety</b>		<b>KINGMAN</b>						
<b>County: Mohave</b>								
0010	District Office P-089	1966	\$615,260	\$13,518	\$14,657	4,000	C	3
0020	Storage Building P-092	1966	\$102,543	\$2,253	\$2,443	128	D	5
0030	Mobile Office T-090	1972	\$119,976	\$2,260	\$2,459	780	D	5
0040	Storage Shed P-388	2003	\$3,455	\$9	\$11	100	D	5
0050	Storage Shed P-394	2003	\$3,455	\$9	\$11	100	D	5
<b>Location Totals:</b>	<b>5</b>	<b>\$844,689</b>	<b>\$18,049</b>	<b>\$19,582</b>	<b>5,108</b>			
<b>HP-6-084 Department of Public Safety</b>		<b>BLACK METAL MOUNTAIN SITE</b>						
<b>County: La Paz</b>								
0010	Comm Bldg P-014 Parker	1967	\$51,783	\$1,111	\$1,205	228	D	5
<b>Location Totals:</b>	<b>1</b>	<b>\$51,783</b>	<b>\$1,111</b>	<b>\$1,205</b>	<b>228</b>			

**FY 08 Arizona Department of Administration Building System Inventory**

General Services Division

June 30, 2008

	Year	2008 Replacement Value	FY 2010 Renewal	FY 2011 Renewal	Square Feet	Classes		
						Marshall	IBC	Fire Sprklr
<b>HP-6-087 Department of Public Safety</b>		<b>CAMP VERDE</b>						
<b>County: Yavapai</b>								
0030	Storage Shed P-579	2003	\$3,455	\$9	\$11	100	C	5
<b>Location Totals:</b>		<b>1</b>	<b>\$3,455</b>	<b>\$9</b>	<b>\$11</b>	<b>100</b>		
<b>HP-6-088 Department of Public Safety</b>		<b>AUBREY PEAK SITE</b>						
<b>County: Mohave</b>								
0010	Comm Bldg P-240 Wikieup	1983	\$51,783	\$677	\$746	300	D	5
<b>Location Totals:</b>		<b>1</b>	<b>\$51,783</b>	<b>\$677</b>	<b>\$746</b>	<b>300</b>		
<b>HP-6-089 Department of Public Safety</b>		<b>CHRISTMAS TREE SITE</b>						
<b>County: Mohave</b>								
0010	Comm Bldg P-030 Bullhead City	1973	\$51,783	\$948	\$1,033	240	D	5
<b>Location Totals:</b>		<b>1</b>	<b>\$51,783</b>	<b>\$948</b>	<b>\$1,033</b>	<b>240</b>		
<b>HP-6-091 Department of Public Safety</b>		<b>Flagstaff - Office Trailer</b>						
<b>County: Coconino</b>								
0140	Office Trailer T-281	1987	\$16,383	\$180	\$200	280	D	5
<b>Location Totals:</b>		<b>1</b>	<b>\$16,383</b>	<b>\$180</b>	<b>\$200</b>	<b>280</b>		
<b>HP-7-001 Department of Public Safety</b>		<b>SUNFLOWER</b>						
<b>County: Maricopa</b>								
0010	Residence P-186	1960	\$113,207	\$2,843	\$3,073	1,104	D	5
0020	Residence P-185	1960	\$125,892	\$3,161	\$3,417	1,092	D	5
0030	Power House P-393	2000	\$5,987	\$25	\$30	140	D	5

**FY 08 Arizona Department of Administration Building System Inventory**

General Services Division

June 30, 2008

		Year	2008 Replacement Value	FY 2010 Renewal	FY 2011 Renewal	Square Feet	Classes		
							Marshall	IBC	Fire Sprklr
<b>HP-7-001 Department of Public Safety</b>		<b>SUNFLOWER</b>							
<b>County: Maricopa</b>									
0070	Equipment Shop P268	1972	\$101,490	\$1,911	\$2,080	1,024	C	3	
<b>Location Totals:</b>		<b>4</b>	<b>\$346,576</b>	<b>\$7,940</b>	<b>\$8,601</b>	<b>3,360</b>			
<b>HP-7-002 Department of Public Safety</b>		<b>APACHE JUNCTION</b>							
<b>County: Pinal</b>									
0380	Storage Shed P-497	2001	\$3,421	\$13	\$15	100	D	5	
0390	Area Office Modular M-005	2000	\$133,852	\$560	\$667	1,440	D	5	
<b>Location Totals:</b>		<b>2</b>	<b>\$137,273</b>	<b>\$573</b>	<b>\$683</b>	<b>1,540</b>			
<b>HP-7-003 Department of Public Safety</b>		<b>GLOBE/CLAYPOOL</b>							
<b>County: Gila</b>									
0010	Globe District Office M-505	2002	\$166,600	\$523	\$646	1,440	D	5	
0020	Globe Carport P-515	2002	\$11,973	\$38	\$46	1,200	S	2N	
0040	Claypool Area Office P-032	1973	\$295,326	\$5,407	\$5,890	1,920	C	3	
<b>Location Totals:</b>		<b>3</b>	<b>\$473,899</b>	<b>\$5,968</b>	<b>\$6,583</b>	<b>4,560</b>			
<b>HP-7-004 Department of Public Safety</b>		<b>PAYSON</b>							
<b>County: Gila</b>									
0010	Area Office P-122	1960	\$101,826	\$2,557	\$2,764	993	D	5	
0030	Storage Building P-487	1973	\$4,312	\$79	\$86	120	D	5	
0050	CI Storage Container P-680	2007	\$0	\$0	\$0	200	D	5	
<b>Location Totals:</b>		<b>3</b>	<b>\$106,138</b>	<b>\$2,636</b>	<b>\$2,850</b>	<b>1,313</b>			

**FY 08 Arizona Department of Administration Building System Inventory**

General Services Division

June 30, 2008

	Year	2008 Replacement Value	FY 2010 Renewal	FY 2011 Renewal	Square Feet	Classes			
						Marshall	IBC	Fire Sprklr	
<b>HP-7-005 Department of Public Safety</b>		<b>MT ORD SITE</b>							
<b>County: Gila</b>									
0010	Comm Bldg P-115 Payson	1963	\$51,783	\$1,219	\$1,320	240	D	5	
<b>Location Totals:</b>		<b>1</b>	<b>\$51,783</b>	<b>\$1,219</b>	<b>\$1,320</b>	<b>240</b>			
<b>HP-7-006 Department of Public Safety</b>		<b>SHOW LOW</b>							
<b>County: Navajo</b>									
0010	Office Trailer T-175	1973	\$68,919	\$1,262	\$1,375	840	D	5	
0070	Area Office M-195	1973	\$127,156	\$2,328	\$2,536	1,240	D	5	
0080	Garage P-261	1985	\$61,524	\$740	\$818	600	D	5	
0080	GIITEM Office M-673	2007	\$0	\$0	\$0	1,440	D	5	Y
0120	Radio Shop (HD Yard) P177	1960	\$110,706	\$2,780	\$3,005	756	D	5	
<b>Location Totals:</b>		<b>5</b>	<b>\$368,305</b>	<b>\$7,110</b>	<b>\$7,734</b>	<b>4,876</b>			
<b>HP-7-008 Department of Public Safety</b>		<b>FOREST LAKES</b>							
<b>County: Coconino</b>									
0610	Storage Shed P-603	2005	\$2,297	\$4	\$5	100			
0620	Modular Home M-097	1973	\$154,225	\$2,824	\$3,076	1,664	D	5	
<b>Location Totals:</b>		<b>2</b>	<b>\$156,522</b>	<b>\$2,827</b>	<b>\$3,081</b>	<b>1,764</b>			
<b>HP-7-009 Department of Public Safety</b>		<b>GREENS PEAK SITE</b>							
<b>County: Apache</b>									
0010	Comm Bldg P-070 Springerville	1952	\$51,783	\$1,354	\$1,434	330	D	5	
<b>Location Totals:</b>		<b>1</b>	<b>\$51,783</b>	<b>\$1,354</b>	<b>\$1,434</b>	<b>330</b>			

**FY 08 Arizona Department of Administration Building System Inventory**

General Services Division

June 30, 2008

		Year	2008 Replacement Value	FY 2010 Renewal	FY 2011 Renewal	Square Feet	Classes		
							Marshall	IBC	Fire Sprklr
<b>HP-7-011 Department of Public Safety</b>		<b>SIGNAL PEAK SITE</b>							
<b>County: Gila</b>									
0010	Comm Bldg P-181 Globe	1952	\$51,783	\$1,354	\$1,434	380	D	5	
<b>Location Totals:</b>		<b>1</b>	<b>\$51,783</b>	<b>\$1,354</b>	<b>\$1,434</b>	<b>380</b>			
<b>HP-7-012 Department of Public Safety</b>		<b>BROOKBANK SITE</b>							
<b>County: Navajo</b>									
0010	Comm Bldg P-016 Heber	1979	\$51,783	\$786	\$861	240	D	5	
<b>Location Totals:</b>		<b>1</b>	<b>\$51,783</b>	<b>\$786</b>	<b>\$861</b>	<b>240</b>			
<b>HP-7-013 Department of Public Safety</b>		<b>CAROL SPRINGS SITE</b>							
<b>County: Gila</b>									
0010	Comm Bldg P-020 Globe	1979	\$51,783	\$786	\$861	300	D	5	
<b>Location Totals:</b>		<b>1</b>	<b>\$51,783</b>	<b>\$786</b>	<b>\$861</b>	<b>300</b>			
<b>HP-7-014 Department of Public Safety</b>		<b>SPRINGERVILLE SITE</b>							
<b>County: Apache</b>									
0010	Comm Bldg P-184	1979	\$51,783	\$786	\$861	80	D	5	
<b>Location Totals:</b>		<b>1</b>	<b>\$51,783</b>	<b>\$786</b>	<b>\$861</b>	<b>80</b>			
<b>HP-7-015 Department of Public Safety</b>		<b>BRONCO BUTTE SITE</b>							
<b>County: Cochise</b>									
0010	Comm Bldg P-236 Apache	1980	\$51,783	\$759	\$832	300	D	5	
<b>Location Totals:</b>		<b>1</b>	<b>\$51,783</b>	<b>\$759</b>	<b>\$832</b>	<b>300</b>			

**FY 08 Arizona Department of Administration Building System Inventory**

General Services Division

June 30, 2008

	Year	2008 Replacement Value	FY 2010 Renewal	FY 2011 Renewal	Square Feet	Classes			
						Marshall	IBC	Fire Sprklr	
<b>HP-7-016 Department of Public Safety</b>		<b>SPRINGERVILLE</b>							
<b>County: Apache</b>									
0010	Area Office Trailer T-045	1968	\$30,763	\$644	\$699	360	D	5	
0020	Building # P-596	2003	\$2,871	\$8	\$10	100			
0030	Springerville Area Office M-611	2005	\$0	\$0	\$0	720	D	5	N
<b>Location Totals:</b>		<b>3</b>	<b>\$33,635</b>	<b>\$651</b>	<b>\$708</b>	<b>1,180</b>			
<b>HP-7-017 Department of Public Safety</b>		<b>ALPINE MT. SITE</b>							
<b>County: Apache</b>									
0010	Comm Bldg P-003	1978	\$51,783	\$813	\$889	80	D	5	
<b>Location Totals:</b>		<b>1</b>	<b>\$51,783</b>	<b>\$813</b>	<b>\$889</b>	<b>80</b>			
<b>HP-7-019 Department of Public Safety</b>		<b>WILLOW BEACH SITE</b>							
<b>County: Mohave</b>									
0010	Comm Bldg P-286 Willow Beach	1988	\$32,816	\$343	\$382	80	D	5	
<b>Location Totals:</b>		<b>1</b>	<b>\$32,816</b>	<b>\$343</b>	<b>\$382</b>	<b>80</b>			
<b>HP-7-020 Department of Public Safety</b>		<b>HEBER</b>							
<b>County: Navajo</b>									
0010	Area Office Trailer T-019	1968	\$30,764	\$644	\$699	720	D	5	
0020	Storage Shed for Area Office P-619	2005	\$0	\$0	\$0	80	S	5	N
<b>Location Totals:</b>		<b>2</b>	<b>\$30,764</b>	<b>\$644</b>	<b>\$699</b>	<b>800</b>			
<b>Agency Totals:</b>		<b>383</b>	<b>\$87,304,364</b>	<b>\$1,286,132</b>	<b>\$1,403,975</b>	<b>611,706</b>			

**FY 08 Arizona Department of Administration Building System Inventory**

General Services Division

June 30, 2008

		Year	2008 Replacement Value	FY 2010 Renewal	FY 2011 Renewal	Square Feet	Classes		Fire Sprklr
							Marshall	IBC	
<b>HS-1-003 Department of Health Services</b>		<b>PHOENIX - ARIZONA STATE HOSPITAL</b>							
<b>County: Maricopa</b>									
0010	Human Resources - Business Office	1963	\$1,933,162	\$45,509	\$49,265	10,513	C	2	
0020	Chapel	1963	\$798,879	\$18,807	\$20,359	3,373	C	3	
0030	Old Administration Building	1912	\$768,152	\$20,092	\$21,278	7,856	C	3	
0050	Security Control	2007	\$87,303	\$46	\$97	200	C	3	
0060	Psychology - PSRB	1961	\$665,175	\$16,355	\$17,688	5,400	C	3	
006A	Ramada (Visitation)	1961	\$6,929	\$170	\$184	1,250	C	2	N
0070	Laundry	1950	\$1,936,268	\$50,647	\$53,635	12,432	C	3	
0080	General Services	1962	\$2,027,943	\$48,801	\$52,804	21,170	C	2	
0090	Maintenance Shop	1954	\$830,111	\$21,713	\$22,994	12,540	C	3	Y
009A	1000 gallon above grade fuel & Pump Tank	1989	\$21,113	\$210	\$234	160	C	2	
0100	Repair Garage and Paint Shop	1939	\$277,529	\$7,259	\$7,688	4,840	C	3	Y
0110	Power Plant	1909	\$1,535,816	\$40,172	\$42,542	11,716	C	3	
0120	500 Gallon above grade Fuel & Pump Tank	1989	\$19,003	\$189	\$211	160	C	2	N
0130	Security Restroom	1990	\$9,610	\$90	\$101	344	D	5	
0140	Purchasing and Warehouse	1954	\$1,290,503	\$33,756	\$35,747	11,294	C	3	
0150	Dietary Building	1963	\$6,144,330	\$144,645	\$156,583	28,900	C	2	
0170	Shade canopies (5@ 16' x 32')	1988	\$4,805	\$50	\$56	2,560	D	5	
0180	Utility Tunnel System	1909	\$2,349,616	\$61,459	\$65,085	29,500	D	2N	
0200	Psychology Modular	1987	\$354,249	\$3,892	\$4,318	3,920	D	5	
0210	Cholla Hall	1963	\$4,761,620	\$112,094	\$121,346	27,776	C	2	
0220	Aspen Hall-DC Lease	1984	\$4,270,816	\$53,621	\$59,151	26,059	C	3	
022A	Gate House-Aspen	1987	\$5,649	\$62	\$69	64	C	3	
022C	Ramada-Recreation-Aspen	1990	\$7,752	\$73	\$82	576	S	2N	
0230	Birch Hall	1937	\$2,824,325	\$73,875	\$78,234	17,477	C	3	

**FY 08 Arizona Department of Administration Building System Inventory**

General Services Division

June 30, 2008

	Year	2008 Replacement Value	FY 2010 Renewal	FY 2011 Renewal	Square Feet	Classes			
						Marshall	IBC	Fire Sprklr	
<b>HS-1-003 Department of Health Services</b>		<b>PHOENIX - ARIZONA STATE HOSPITAL</b>							
<b>County: Maricopa</b>									
0240	Modular Office (Birch Hall)	1987	\$63,690	\$700	\$776	848	D	5	
0280	Juniper/Wick Hall/J-Kitchen	1954	\$12,903,199	\$337,507	\$357,420	100,407	C	2	Y
0290	Granada Hall	1954	\$5,847,626	\$152,956	\$161,980	34,786	C	2	
0300	Flamenco Hall-DC Lease	1986	\$9,674,997	\$111,350	\$123,279	38,564	C	3	
0320	Medical Records - Alhambra	1995	\$86,492	\$588	\$671	1,440	D	5	
0370	Canopies(5) -DOC Motor Pool	1972	\$1,634	\$31	\$33	100	D	5	
0380	Restroom - DOC Motor Pool	1972	\$6,727	\$127	\$138	80	D	5	
0790	Administration Building (DOC Alhambra)	1972	\$2,764,884	\$52,071	\$56,675	8,244	C	2	
0800	Ward B - DC Lease - Alhambra	1972	\$3,686,686	\$69,431	\$75,570	11,500	C	2	
0810	Clinic Kitchen Dining-DC Lease-Alhambra	1972	\$2,155,892	\$40,602	\$44,192	12,293	C	2	
0820	Ward D - DC Lease - Alhambra	1972	\$3,686,686	\$69,431	\$75,570	12,293	C	2	
0830	Ward E - DC Lease - Alhambra	1972	\$3,686,686	\$69,431	\$75,570	10,880	C	2	
0840	Ward F - DC Lease - Alhambra	1972	\$3,686,686	\$69,431	\$75,570	12,550	C	2	
0950	Visitor Ramada	1981	\$23,693	\$335	\$368	1,140	C	5	
0960	Education Modular Office (Birch Hall)	1999	\$291,643	\$1,373	\$1,616	3,920	D	5	
1000	Community Treatment Center 1	1999	\$1,971,427	\$9,282	\$10,922	9,046	C	3	
1010	Community Treatment Center 2	2001	\$2,464,284	\$9,024	\$10,922	9,046	C	3	
1020	Community Treatment Center 3	2002	\$2,367,777	\$7,432	\$9,182	9,046	C	3	
1030	Community Treatment Center 4	2002	\$2,335,856	\$7,332	\$9,058	9,046	C	3	Y
1040	Community Treatment Administration Bldg	2001	\$953,211	\$3,491	\$4,225	4,320	D	5	
1050	Agave-Indigo	1961	\$2,334,714	\$57,405	\$62,085	11,688	C	3	
2000	Clinic Administration	2002	\$6,012,106	\$18,871	\$23,315	13,584	C	3	Y
200A	Cafe	2002	\$1,283,409	\$4,028	\$4,977	2,900	C	3	Y
2010	Palo Verde	2002	\$9,093,810	\$28,544	\$35,266	20,574	C	3	Y

**FY 08 Arizona Department of Administration Building System Inventory**

General Services Division

June 30, 2008

		Year	2008 Replacement Value	FY 2010 Renewal	FY 2011 Renewal	Square Feet	Classes		
							Marshall	IBC	Fire Sprklr
<b>HS-1-003 Department of Health Services</b>		<b>PHOENIX - ARIZONA STATE HOSPITAL</b>							
<b>County: Maricopa</b>									
2020	Desert Sage	2002	\$19,026,312	\$59,720	\$73,784	42,989	C	3	Y
2030	Ironwood	2002	\$19,531,732	\$61,307	\$75,744	44,131	C	3	Y
2040	Dining, Med Clinic, Lib, Educ	2002	\$8,327,682	\$26,139	\$32,295	18,816	C	3	Y
2050	Rehabilitation Services	2002	\$7,321,199	\$22,980	\$28,392	16,542	C	3	Y
2060	Gym & Pool	2002	\$2,425,335	\$7,613	\$9,405	5,480	C	3	Y
2080	Adolescent Unit	2002	\$10,230,757	\$32,113	\$39,675	23,116	C	3	Y
<b>Location Totals:</b>		<b>54</b>	<b>\$177,177,490</b>	<b>\$2,084,230</b>	<b>\$2,288,424</b>	<b>729,449</b>			
<b>Agency Totals:</b>		<b>54</b>	<b>\$177,177,490</b>	<b>\$2,084,230</b>	<b>\$2,288,424</b>	<b>729,449</b>			

## FY 08 Arizona Department of Administration Building System Inventory

General Services Division

June 30, 2008

	Year	2008 Replacement Value	FY 2010 Renewal	FY 2011 Renewal	Square Feet	Classes			
						Marshall	IBC	Fire Sprklr	
<b>JC-1-001 Department of Juvenile Corrections</b>		<b>ADOBE MOUNTAIN JUVENILE INSTITUTION</b>							
<b>County: Maricopa</b>									
0010	Administration Building	1971	\$1,697,761	\$32,862	\$35,741	7,972	B	2	
0020	Training and Maintenance	1971	\$1,212,684	\$23,473	\$25,530	3,520	B	2	
0030	Dormitory - Triumph	1971	\$1,214,025	\$23,499	\$25,558	6,129	B	2	
0040	Dormitory - Triumph	1971	\$1,526,909	\$29,555	\$32,145	6,129	B	2	
0050	Dormitory - Journey	1971	\$1,214,025	\$23,499	\$25,558	6,129	B	2	
0060	Vocational/Education -Discovery	1989	\$2,195,671	\$21,824	\$24,328	10,330	B	2	
0070	Dormitory - Separation	1973	\$458,111	\$8,388	\$9,137	2,418	B	2	
0080	Dormitory - Crossroads	1973	\$1,103,655	\$20,208	\$22,011	5,560	B	2	
0090	Dormitory - January	1973	\$1,077,939	\$19,737	\$21,499	5,560	B	2	
0100	Dormitory - Pioneer	1973	\$1,071,510	\$19,619	\$21,370	5,560	B	2	
0110	Dormitory - Freedom	1973	\$1,071,510	\$19,619	\$21,370	5,560	B	2	Y
0120	Dormitory - Enterprise	1973	\$1,071,510	\$19,619	\$21,370	5,560	B	2	Y
0130	Dormitory - Nova	1973	\$1,077,939	\$19,737	\$21,499	5,560	B	2	
0140	Education/Recreation - Esparanza	1990	\$6,261,188	\$58,958	\$65,906	22,692	B	2	
0150	Kitchen/Dining	1991	\$2,099,018	\$18,667	\$20,931	10,388	B	2N	
0160	Mechanical/Warehouse Building	1973	\$431,165	\$7,895	\$8,599	3,306	B	2	
0180	Water System	1970	\$34,991	\$696	\$756	0		0	
0190	Sallyport	1990	\$55,375	\$521	\$583	0	S	0	
0280	Dormitory - Kachina	1983	\$1,067,601	\$13,963	\$15,378	6,052	B	2	Y
0290	Dormitory - Recovery	1983	\$1,067,601	\$13,963	\$15,378	6,052	B	2	Y
0300	Dormitory - Voyager	1983	\$1,067,601	\$13,963	\$15,378	6,052	B	2	
0310	Dormitory - Challenge	1983	\$1,067,601	\$13,963	\$15,378	6,052	B	2	Y
0320	Electric Vault	1983	\$82,107	\$1,074	\$1,183	238	C	3	
0330	Chapel	1984	\$420,151	\$5,275	\$5,819	3,840	C	3	

**FY 08 Arizona Department of Administration Building System Inventory**

General Services Division

June 30, 2008

	Year	2008 Replacement Value	FY 2010 Renewal	FY 2011 Renewal	Square Feet	Classes			
						Marshall	IBC	Fire Sprklr	
<b>JC-1-001 Department of Juvenile Corrections</b>		<b>ADOBE MOUNTAIN JUVENILE INSTITUTION</b>							
<b>County: Maricopa</b>									
0340	Horizon	1998	\$734,456	\$3,842	\$4,476	4,320	D	5	
0360	Ramada	1984	\$4,046	\$51	\$56	220	C	3	
0370	Quonset Hut #1	1984	\$36,950	\$464	\$512	1,006	D	2B	N
0371	Quonset Hut #2	1984	\$110,851	\$1,392	\$1,535	1,006	D	2B	N
0372	Quonset Hut #3	1984	\$110,851	\$1,392	\$1,535	1,006	D	2B	N
0400	Security	1983	\$72,862	\$953	\$1,050	2,880	D	5	
0410	Pesticide Storage Bldg	1983	\$4,713	\$62	\$68	128	S	2N	
0420	Ramada	1984	\$3,629	\$46	\$50	197	C	3	
0430	New Paint Storage Building	2001	\$2,032	\$7	\$9	80	D	5	
0450	Psychology Unit	1988	\$133,960	\$1,402	\$1,559	1,440	D	5	
0460	East Modular Classrooms	1996	\$162,900	\$1,023	\$1,173	2,160	D	5	
0470	Ramada	2005	\$54,223	\$85	\$120	1,500			
<b>Location Totals:</b>		<b>36</b>	<b>\$31,079,121</b>	<b>\$441,292</b>	<b>\$484,546</b>	<b>156,602</b>			
<b>JC-1-002 Department of Juvenile Corrections</b>		<b>BUCKEYE - SWRJCC JUVENILE COMPLEX</b>							
<b>County: Maricopa</b>									
0010	Administration Building (JA)	1998	\$2,245,513	\$11,747	\$13,684	29,119	C	3	Y
0020	Kitchen/Dining Hall (JB)	1998	\$4,732,755	\$24,759	\$28,842	28,920	C	3	Y
0030	Housing Unit JC-1 (Elk-Falcon)	1998	\$2,382,157	\$12,462	\$14,517	7,280	C	3	Y
0040	Housing Unit JC-2 (Cougar-Deer)	1998	\$2,382,157	\$12,462	\$14,517	7,280	C	3	Y
0050	Housing Unit JC-3 (Antelope-Bear)	1999	\$2,382,157	\$11,216	\$13,197	7,280	C	3	Y
0060	Housing Unit JC-4 (Javelina-Hawk)	1999	\$2,382,157	\$11,216	\$13,197	7,280	C	3	Y
0070	Housing Unit JC-5 (Mustang-Lynx)	1999	\$2,382,157	\$11,216	\$13,197	7,280	C	3	Y
0080	Housing Unit JC-6 (Wolf-Roadrunner)	1999	\$2,382,157	\$11,216	\$13,197	7,280	C	3	Y

**FY 08 Arizona Department of Administration Building System Inventory**

General Services Division

June 30, 2008

	Year	2008 Replacement Value	FY 2010 Renewal	FY 2011 Renewal	Square Feet	Classes			
						Marshall	IBC	Fire Sprklr	
<b>JC-1-002 Department of Juvenile Corrections</b>		<b>BUCKEYE - SWRJCC JUVENILE COMPLEX</b>							
<b>County: Maricopa</b>									
0090	Education Building (JE)	1999	\$1,322,521	\$6,227	\$7,327	5,480	C	3	Y
0100	Warehouse/Maintenance Shops (JW)	1999	\$858,284	\$4,041	\$4,755	8,400	S	2N	Y
0110	(14 each) Shade Canopies Eagle Point	1999	\$93,066	\$438	\$516	2,744	S	2N	
0120	Property Storage Unit	2001	\$5,474	\$20	\$24	480	D	5	
0140	Biological Waste Storage	2003	\$2,032	\$5	\$7	80	D	5	
1000	Sunrise Education/Dining Building (JD)	1998	\$1,529,243	\$8,000	\$9,319	7,434	C	3	Y
1010	Sunrise Housing Unit JC-1	1998	\$2,382,157	\$12,462	\$14,517	7,280	C	3	Y
1020	Sunrise Housing Unit JC-2	1998	\$2,382,157	\$12,462	\$14,517	7,280	C	3	Y
1030	Sunrise Administration (JL)	2001	\$684,188	\$2,505	\$3,032	3,080	C	3	
1040	Irrigation Water System & Tank	2000	\$444,610	\$1,861	\$2,217	0	S	0	
1110	(5 each) Shade Canopies Sunrise	1999	\$33,238	\$156	\$184	980	S	2N	
<b>Location Totals:</b>		<b>19</b>	<b>\$31,008,182</b>	<b>\$154,471</b>	<b>\$180,763</b>	<b>144,957</b>			
<b>JC-1-003 Department of Juvenile Corrections</b>		<b>BLACK CANYON JUVENILE INSTITUTION</b>							
<b>County: Maricopa</b>									
0010	Administration/Medical/Security Station	1988	\$1,645,360	\$17,215	\$19,142	11,220	C	2	
0020	Maintenance/Kitchen/Dining	1996	\$1,192,157	\$7,484	\$8,586	8,800	C	2	
0030	Education Unit Aztec	1988	\$1,040,138	\$10,883	\$12,101	4,660	C	2	
0040	Dormitory - Pride	1988	\$1,559,827	\$16,320	\$18,147	7,760	C	2	
0050	Dormitory - Venture	1988	\$1,559,827	\$16,320	\$18,147	7,760	C	2	
0060	Recreation Building	1988	\$794,968	\$8,318	\$9,249	8,050	C	2N	
0070	Dormitory - Recovery/Maya	1996	\$2,098,914	\$13,176	\$15,116	7,532	C	2	Y
0080	Modular Bldg - Odyssey - Academy - Cosmetology	1996	\$414,328	\$2,601	\$2,984	5,040	D	5	
0090	Education Building Vision	1999	\$541,392	\$2,549	\$2,999	3,948	C	3	

**FY 08 Arizona Department of Administration Building System Inventory**

General Services Division

June 30, 2008

		Year	2008 Replacement Value	FY 2010 Renewal	FY 2011 Renewal	Square Feet	Classes		
							Marshall	IBC	Fire Sprklr
<b>JC-1-003 Department of Juvenile Corrections</b>		<b>BLACK CANYON JUVENILE INSTITUTION</b>							
<b>County: Maricopa</b>									
0100	Business Office/Culinary	1996	\$1,327,036	\$8,331	\$9,557	6,970	C	3	Y
0130	Ramada (8)	1998	\$41,051	\$215	\$250	1,440	D	5	
<b>Location Totals:</b>		<b>11</b>	<b>\$12,215,000</b>	<b>\$103,411</b>	<b>\$116,279</b>	<b>73,180</b>			
<b>JC-2-008 Department of Juvenile Corrections</b>		<b>CATALINA MOUNTAIN JUVENILE INSTITUTION</b>							
<b>County: Pima</b>									
0010	Administration Building	1967	\$753,087	\$16,153	\$17,523	5,148	C	3	
0020	Dormitory - Manzanita	1967	\$634,072	\$13,600	\$14,754	4,668	C	3	
0030	Dormitory - Mesquite	1967	\$634,072	\$13,600	\$14,754	4,668	C	3	
0040	Dormitory - Chiricahua	1967	\$525,359	\$11,268	\$12,224	3,567	C	3	
0050	Dormitory - Recovery	1967	\$525,359	\$11,268	\$12,224	3,567	C	3	
0060	Dormitory - Crossroads	1967	\$525,359	\$11,268	\$12,224	3,567	C	3	
0070	Education Building	1967	\$943,448	\$20,236	\$21,952	6,705	C	3	
0080	Kitchen/Dining/Maintenance Service	1967	\$1,461,889	\$31,356	\$34,015	8,217	C	3	
0090	Administration 2	1967	\$296,172	\$6,352	\$6,891	3,200	C	3	
0100	Staff Housing	1967	\$242,769	\$5,207	\$5,649	2,145	C	3	
0110	Water System	1967	\$481,034	\$10,318	\$11,193	0		0	
0120	Sewer System/Pump House	1967	\$452,264	\$9,700	\$10,523	400	S	2N	
0130	Office/Storage (Butler Building)	1974	\$161,679	\$2,876	\$3,135	1,800	S	2N	
0140	Modular Administration 3	1991	\$133,781	\$1,190	\$1,334	1,440	D	5	
0150	AEGIS/ICU	1976	\$2,020,896	\$33,831	\$36,946	5,880	B	2	
0160	Modular Classroom 1	1989	\$134,951	\$1,341	\$1,495	1,440	D	5	
0170	Modular Classroom 2	1989	\$134,951	\$1,341	\$1,495	1,440	D	5	
0220	Gymnasium/Prevocational (Cholla)	1983	\$2,413,464	\$31,564	\$34,764	26,612	C	3	

**FY 08 Arizona Department of Administration Building System Inventory**

General Services Division

June 30, 2008

	Year	2008 Replacement Value	FY 2010 Renewal	FY 2011 Renewal	Square Feet	Classes		
						Marshall	IBC	Fire Sprklr
<b>JC-2-008 Department of Juvenile Corrections</b>		<b>CATALINA MOUNTAIN JUVENILE INSTITUTION</b>						
<b>County: Pima</b>								
0250	Yard Tool Storage	1980	\$1,331	\$19	\$21	160	S	2N
0270	Sallyport/Office	1996	\$3,964	\$25	\$29	100	D	5
0280	Visitation Ramada	1998	\$10,349	\$54	\$63	228	S	2N
<b>Location Totals:</b>		<b>21</b>	<b>\$12,490,247</b>	<b>\$232,568</b>	<b>\$253,209</b>	<b>84,952</b>		
<b>Agency Totals:</b>		<b>87</b>	<b>\$86,792,550</b>	<b>\$931,741</b>	<b>\$1,034,797</b>	<b>459,691</b>		

**FY 08 Arizona Department of Administration Building System Inventory**

General Services Division

June 30, 2008

		Year	2008 Replacement Value	FY 2010 Renewal	FY 2011 Renewal	Square Feet	Classes		
							Marshall	IBC	Fire Sprklr
<b>LD-1-001 Land Department</b>		<b>PHOENIX</b>							
<b>County: Maricopa</b>									
0010	Office	1988	\$415,521	\$4,347	\$4,834	3,344	D	5	Y
0020	Shop/Warehouse	1988	\$472,896	\$4,948	\$5,502	5,030	S	2N	
0030	Trailer/Office	1997	\$80,612	\$464	\$536	1,440	D	5	
<b>Location Totals:</b>		<b>3</b>	<b>\$969,029</b>	<b>\$9,759</b>	<b>\$10,872</b>	<b>9,814</b>			
<b>LD-5-001 Land Department</b>		<b>FLAGSTAFF</b>							
<b>County: Coconino</b>									
0010	Office and Shop	1969	\$269,469	\$5,498	\$5,971	2,232	C	3	
0020	Cold Storage Building	1979	\$256,902	\$3,897	\$4,270	1,600	D	5	
<b>Location Totals:</b>		<b>2</b>	<b>\$526,370</b>	<b>\$9,395</b>	<b>\$10,241</b>	<b>3,832</b>			
<b>LD-6-001 Land Department</b>		<b>LAKE HAVASU</b>							
<b>County: Mohave</b>									
0010	Office Building	1978	\$278,656	\$4,373	\$4,786	2,892	C	3	
0020	Parking Canopy	1978	\$8,048	\$126	\$138	720	D	5	
0030	Maintenance Bldg.	1976	\$51,362	\$860	\$939	640	D	5	
0040	Storage Bldg	1974	\$62,869	\$1,118	\$1,219	900	D	5	
<b>Location Totals:</b>		<b>4</b>	<b>\$400,935</b>	<b>\$6,478</b>	<b>\$7,082</b>	<b>5,152</b>			
<b>Agency Totals:</b>		<b>9</b>	<b>\$1,896,335</b>	<b>\$25,632</b>	<b>\$28,195</b>	<b>18,798</b>			

**FY 08 Arizona Department of Administration Building System Inventory**

General Services Division

June 30, 2008

		Year	2008 Replacement Value	FY 2010 Renewal	FY 2011 Renewal	Square Feet	Classes		
							Marshall	IBC	Fire Sprklr
<b>LO-1-001 Lottery</b>		<b>PHOENIX</b>							
<b>County: Maricopa</b>									
0010	4740 E University: Offices & Ticket Warehouse	1987	\$6,391,466	\$70,216	\$77,900	38,600	C	2	Y
0020	Canopy	1987	\$112,093	\$1,231	\$1,366	9,000	S	2N	
<b>Location Totals:</b>		<b>2</b>	<b>\$6,503,558</b>	<b>\$71,447</b>	<b>\$79,266</b>	<b>47,600</b>			
<b>Agency Totals:</b>		<b>2</b>	<b>\$6,503,558</b>	<b>\$71,447</b>	<b>\$79,266</b>	<b>47,600</b>			

**FY 08 Arizona Department of Administration Building System Inventory**

General Services Division

June 30, 2008

	Year	2008 Replacement Value	FY 2010 Renewal	FY 2011 Renewal	Square Feet	Classes		Fire Sprklr	
						Marshall	IBC		
<b>NG-1-001 Dept of Emergency and Military Affairs</b>		<b>PHOENIX-PAPAGO PARK MILITARY RESERVATION</b>							
<b>County: Maricopa</b>									
0010	Dist Lrn/Mil Cloth Store M5315	1999	\$435,463	\$2,050	\$2,412	3,767	C	3	
0020	Regional Training Facility M5320	1934	\$3,551,602	\$92,899	\$98,380	31,761	C	0	
0030	Storage Shed GP M5250 Fed	1974	\$27,368	\$0	\$0	3,535		0	
0040	Main Gate House M5105	1990	\$22,589	\$213	\$238	220	C	3	
004B	Waste Pollution Storage M5373	1991	\$6,016	\$54	\$60	120	C	2	
0050	Eco Bldg/Admin. M5336	2002	\$430,569	\$1,351	\$1,670	3,941	C	0	
0060	Admin. Gen. Purpose M5331	1953	\$300,004	\$7,847	\$8,310	2,460	C	0	
006A	Admin. Gen. Purpose M5333	1972	\$94,089	\$1,772	\$1,929	960	D	0	
0070	Emergency Mgt. Off. M5103	1983	\$1,444,300	\$18,889	\$20,804	7,384	C	3	Y
0080	Vehicle Storage Shed M5364 ASC	1974	\$34,729	\$618	\$673	4,000	S	0	
0090	ADEM Mitigation Office (Modular) T5505	1998	\$76,172	\$398	\$464	1,456	D	5	
0100	Covered Training Area M5510 Fed	1973	\$43,096	\$0	\$0	7,436	S	0	
0110	Vehicle Storage Shed IN M5335	1953	\$87,824	\$2,297	\$2,433	10,438	S	0	
0120	Joint Information Center (JIC) T-5516	2004	\$124,420	\$260	\$345	5,320	C	5	N
0140	(CFMO) Facilities Management Office M5330	1963	\$855,542	\$20,140	\$21,803	17,330	C	3	
0150	T.I. Off. Qtrs M5341	1948	\$348,639	\$9,119	\$9,657	6,906	C	0	Y
0160	Readiness Center M5340	1961	\$799,567	\$19,659	\$21,262	8,640	C	0	
0170	ARNG Armory M5351	1945	\$172,197	\$4,504	\$4,770	4,516	C	3	
0180	ENG Housing MNT M5355	1984	\$132,378	\$1,662	\$1,833	5,000	S		
0190	Administration Gen. Purpose M5350	1949	\$243,222	\$6,362	\$6,737	2,390	C	3	
0200	ARNG Armory M5352	1951	\$152,391	\$3,986	\$4,221	1,500	C	3	
0210	Readiness Center M5354	1951	\$134,624	\$3,521	\$3,729	1,500	C	3	
0220	Administration Gen. Purpose Bldg. M5356	1951	\$67,473	\$1,765	\$1,869	1,500	C	3	
0230	Storage Building GP M5334	1972	\$95,971	\$1,807	\$1,967	300	C	3	

**FY 08 Arizona Department of Administration Building System Inventory**

General Services Division

June 30, 2008

	Year	2008 Replacement Value	FY 2010 Renewal	FY 2011 Renewal	Square Feet	Classes			
						Marshall	IBC	Fire Sprklr	
<b>NG-1-001 Dept of Emergency and Military Affairs</b>		<b>PHOENIX-PAPAGO PARK MILITARY RESERVATION</b>							
<b>County: Maricopa</b>									
0250	Storage Building M5219 ASC	1956	\$109,824	\$2,873	\$3,042	2,460	S	0	
0260	ARNG Armory M5218	1956	\$100,124	\$2,619	\$2,773	1,097	D	0	
0270	Aircraft Maint. Hangar M5222	1953	\$431,174	\$11,278	\$11,944	6,498	S	0	
0280	FMB Storage Shed M5359	1962	\$5,021	\$121	\$131	168	S	0	
028A	FMB Storage Shed M5226	1952	\$5,021	\$131	\$139	120	S	0	
028B	FMB Storage Shed M5725	1983	\$5,021	\$66	\$72	125	S	0	
0290	FMB M5360 ASC	1962	\$5,021	\$121	\$131	120	S	0	
0310	Org. Storage Building M5205 Fed	1987	\$91,366	\$0	\$0	2,500	S	0	
0320	Basic 10/25 Meter Range M5511 Fed	1973	\$0	\$0	\$0	0		0	
032A	Basic 10/25 Meter Range M5518 Fed	1973	\$0	\$0	\$0	0		0	
0330	Covered Training Area M5517 Fed	1990	\$10,263	\$0	\$0	3,597	S	0	
0340	SEP Toil/Shower M5512 Fed	1973	\$7,043	\$0	\$0	150	B	0	
0350	Storage G.P. M5230	1950	\$30,706	\$803	\$851	551	B	2	
0360	Ready Magazine, Inst. M5234 ASC	1949	\$21,643	\$566	\$600	192	B	0	
0370	Ready Magazine, Inst. M5238 ASC	1951	\$21,643	\$566	\$600	192	B	0	
0380	Ready Magazine, Inst. M5242 ASC	1951	\$21,643	\$566	\$600	192	B	0	
0390	Ready Magazine, Inst. M5247 ASC	1954	\$30,706	\$803	\$851	551	C	0	
0400	ARNG Veh/RC M5370	1968	\$1,442,265	\$30,180	\$32,760	18,059	B	0	
040A	Storage GP M5372	1970	\$10,060	\$200	\$217	250	C	0	
0410	Administration Gen. Purpose (Modular) M5503	1977	\$93,028	\$1,509	\$1,649	1,008	D	5	
0420	Dispensary/Health Clinic M5501 Fed	1997	\$1,820,660	\$0	\$0	6,204	C	0	Y
0430	Covered Training Area M5523 Fed	1990	\$4,126	\$0	\$0	900	S	0	
0440	Covered Training Area M5524 Fed	1990	\$4,126	\$0	\$0	900	S	0	
0450	Covered Training Area M5708 Fed	1999	\$107,288	\$0	\$0	1,440	S	0	

**FY 08 Arizona Department of Administration Building System Inventory**

General Services Division

June 30, 2008

		Year	2008 Replacement Value	FY 2010 Renewal	FY 2011 Renewal	Square Feet	Classes		
							Marshall	IBC	Fire Sprklr
<b>NG-1-001 Dept of Emergency and Military Affairs</b>		<b>PHOENIX-PAPAGO PARK MILITARY RESERVATION</b>							
<b>County: Maricopa</b>									
0460	Open Vehicle Storage Shed M5717 Fed	1973	\$16,421	\$0	\$0	5,708	S	0	
0470	Gen Inst Building M5502	1970	\$593,481	\$11,798	\$12,823	5,856	D	5	
0480	Range Ops Storage Bldg M5515 Fed	1963	\$11,573	\$0	\$0	150	C	0	
0490	High Explosive Magazine M5575 ASC	1971	\$106,484	\$2,061	\$2,242	2,840	B	0	
0500	Range Support Facility M5504 Fed	1977	\$253,879	\$0	\$0	2,535	B	0	
0570	Overhead Protection M5208	1993	\$419,980	\$3,296	\$3,723	1,680	C	0	
0600	Aircraft Maint. Hangar M5201	1973	\$5,108,792	\$93,541	\$101,890	38,310	C	3	P
0640	State Military HQ./Auditorium M5101	1974	\$9,622,485	\$171,152	\$186,581	64,208	B	2	Y
1000	ARNG Armory M5701	1957	\$3,795,260	\$99,272	\$105,129	34,651	C	3	
1020	Vehicle Maintenance Shop M5713 Fed	1973	\$598,325	\$0	\$0	9,936	B	0	
102A	Wash Rack M5722 ASC	1981	\$18,460	\$261	\$286	3,600	S	0	
1030	One Stop Readiness Center M5710	1974	\$1,068,126	\$18,998	\$20,711	28,000	B	2	Y
1070	Covered Training Area M5707 Fed	1999	\$86,725	\$0	\$0	1,440	S	0	
1080	ARNG Armory M5705	1991	\$7,174,379	\$63,804	\$71,543	62,466	C	3	P
1090	Haz Mat Storage Building M5706 Fed	1991	\$14,809	\$0	\$0	384	D	0	
1100	Org. Storage Bldg M5703 Fed	1988	\$90,371	\$0	\$0	5,500	S	0	
1120	Vehicle Maintenance Shop/Storage M5726	1983	\$28,822	\$377	\$415	844	S	2N	
1140	Vehicle Storage Shed M5719 ASC	1973	\$48,841	\$894	\$974	2,519	S	0	
114A	Loading Dock M5337	1963	\$41,020	\$966	\$1,045	1,000	S	0	
1170	Vehicle Maintenance Shop M5714 Fed	1985	\$697,709	\$0	\$0	5,868	B	0	
1180	Vehicle Maintenance Shop M5728 Fed	1973	\$21,526	\$0	\$0	277	D	0	
1190	CSMS M5901 ASC	2001	\$15,095,380	\$55,279	\$66,903	89,783	C	3	Y
1200	Grease Rack M5902 ASC	2001	\$20,311	\$74	\$90	1,120	C	3	
1210	Loading Dock M5903	2001	\$16,514	\$60	\$73	480		3	

**FY 08 Arizona Department of Administration Building System Inventory**

General Services Division

June 30, 2008

	Year	2008 Replacement Value	FY 2010 Renewal	FY 2011 Renewal	Square Feet	Classes			
						Marshall	IBC	Fire Sprklr	
<b>NG-1-001 Dept of Emergency and Military Affairs</b>		<b>PHOENIX-PAPAGO PARK MILITARY RESERVATION</b>							
<b>County: Maricopa</b>									
1220	CSMS/MATES M5905 ASC	2001	\$20,840	\$76	\$92	1,216			
1230	CSMS/MATES M5925 ASC	2001	\$93,244	\$341	\$413	5,440	S		Y
1440	Vehicle Storage Shed IN M5347	1989	\$244,306	\$2,428	\$2,707	4,877	D	0	
1450	AT Enl Barracks M5358	1949	\$170,818	\$4,468	\$4,732	1,500	S		
1460	Storage, G.P. Inst. M5349	1950	\$274,424	\$7,178	\$7,602	2,040	S	0	
1500	Range Target House M5506 ASC	1983	\$1,107	\$14	\$16	150	D	0	
1510	Administration Gen. Purpose M5555	1990	\$669,799	\$6,307	\$7,050	7,200	D	0	
1520	Range Target House M5522 Fed	1949	\$17,724	\$0	\$0	800	D	0	
2000	USPFO M5800	1992	\$3,100,927	\$25,955	\$29,205	24,126	D	0	Y
2100	USPFO Warehouse M5820 Fed	1992	\$3,765,411	\$0	\$0	30,462	D	0	
2110	Haz Mat Storage M5822 Fed	1992	\$75,882	\$0	\$0	1,248	C	0	
2120	Recovery Office T-5507	1998	\$88,764	\$464	\$541	2,880	D	5	
2130	Ready Build (CST/WMP) M5203	2004	\$1,455,548	\$3,046	\$4,032	11,738			Y
2140	Aviation Readiness Center M5209	2005	\$2,215,248	\$3,477	\$4,909	13,700			Y
<b>Location Totals:</b>		<b>86</b>	<b>\$71,201,730</b>	<b>\$829,167</b>	<b>\$907,652</b>	<b>656,186</b>			
<b>NG-1-002 Dept of Emergency and Military Affairs</b>		<b>CHANDLER</b>							
<b>County: Maricopa</b>									
0010	Armory M1240	1988	\$2,098,841	\$21,960	\$24,418	17,250	B	2	Y
0020	Overhead Protection M1241	1988	\$9,622	\$101	\$112	256	S		
<b>Location Totals:</b>		<b>2</b>	<b>\$2,108,464</b>	<b>\$22,060</b>	<b>\$24,530</b>	<b>17,506</b>			

**FY 08 Arizona Department of Administration Building System Inventory**

General Services Division

June 30, 2008

	Year	2008 Replacement Value	FY 2010 Renewal	FY 2011 Renewal	Square Feet	Classes		Fire Sprklr	
						Marshall	IBC		
<b>NG-1-003 Dept of Emergency and Military Affairs</b>		<b>MESA</b>							
<b>County: Maricopa</b>									
0010	Armory-Has Btry M4300	1954	\$2,163,957	\$56,602	\$59,942	11,748	C	3	
0020	Armory-Suc Btry M4301	1950	\$950,993	\$24,875	\$26,343	13,056	C	3	
0030	Vehicle Maintenance M4303 ASC	1955	\$277,529	\$7,259	\$7,688	5,230	C	0	
0040	Flammable Storage Building M4305 ASC	1970	\$10,060	\$200	\$217	144	C	0	
0050	Vehicle Storage Bldg M4302 ASC	1970	\$107,783	\$2,143	\$2,329	960	S	0	
0060	Armory (BN HQS) M4306	1974	\$934,793	\$16,627	\$18,126	6,305	C	3	Y
0070	Flammable Storage M4304 ASC	1955	\$10,497	\$275	\$291	100	C	0	
0080	Battalion Storage Building M4307 ASC	1956	\$6,842	\$179	\$190	2,000	S	2N	
0090	Org. Storage Building M4308	1987	\$135,553	\$1,489	\$1,652	3,600	S	2N	
0100	Waste Pol. Storage 500 Gal M4302	1993	\$10,189	\$80	\$90	0	C	0	
0110	Battery Shop M4313 ASC	1955	\$896	\$23	\$25	100	C	3	
0120	Hazardous Material Storage M4891	1994	\$3,421	\$25	\$28	100	S		
<b>Location Totals:</b>		<b>12</b>	<b>\$4,612,513</b>	<b>\$109,777</b>	<b>\$116,920</b>	<b>43,343</b>			
<b>NG-1-004 Dept of Emergency and Military Affairs</b>		<b>TEMPE READINESS CENTER</b>							
<b>County: Maricopa</b>									
0010	Readiness Center M7100	2005	\$0	\$0	\$0	10,500			
<b>Location Totals:</b>		<b>1</b>	<b>\$0</b>	<b>\$0</b>	<b>\$0</b>	<b>10,500</b>			
<b>NG-1-006 Dept of Emergency and Military Affairs</b>		<b>PHOENIX - ROOSEVELT ARMORY</b>							
<b>County: Maricopa</b>									
0010	Armory M9340	1964	\$3,349,241	\$77,093	\$83,497	29,904	C	3	
0050	Vehicle Maintenance M9342 ASC	1979	\$824,449	\$12,508	\$13,702	5,821	C	0	
0090	Org. Storage Building M9344	1987	\$97,598	\$1,072	\$1,190	2,850	S	2N	

**FY 08 Arizona Department of Administration Building System Inventory**

General Services Division

June 30, 2008

	Year	2008 Replacement Value	FY 2010 Renewal	FY 2011 Renewal	Square Feet	Classes		
						Marshall	IBC	Fire Sprklr
<b>NG-1-006 Dept of Emergency and Military Affairs</b>		<b>PHOENIX - ROOSEVELT ARMORY</b>						
<b>County: Maricopa</b>								
0100	Wash Platform M9341	1978	\$5,131	\$81	\$88	84	C	3
0110	Wash Platform M9343	1964	\$3,421	\$79	\$85	71	C	3
0120	Hazardous Material Storage M9360	1990	\$14,409	\$136	\$152	108	S	0
0130	Waste Pol. Storage M9360	1980	\$11,118	\$163	\$179	0	C	0
<b>Location Totals:</b>		<b>7</b>	<b>\$4,305,368</b>	<b>\$91,131</b>	<b>\$98,893</b>	<b>38,838</b>		
<b>NG-1-007 Dept of Emergency and Military Affairs</b>		<b>PHOENIX-SUNNYSLOPE ARMORY</b>						
<b>County: Maricopa</b>								
0010	Armory M8360	1954	\$2,504,922	\$65,521	\$69,387	17,275	C	3
0020	Vehicle Storage Shed M8361 ASC	1954	\$131,961	\$3,452	\$3,655	2,000	C	0
0060	Org. Storage Building M8362	1987	\$39,314	\$432	\$479	1,050	S	2N
<b>Location Totals:</b>		<b>3</b>	<b>\$2,676,197</b>	<b>\$69,404</b>	<b>\$73,521</b>	<b>20,325</b>		
<b>NG-1-008 Dept of Emergency and Military Affairs</b>		<b>QUEEN CREEK -- PROJECT CHALLENGE</b>						
<b>County: Maricopa</b>								
0010	Administration, G.P. 00104	2002	\$723,947	\$2,272	\$2,807	5,880	S	Y
0020	Administration, G.P. (modular) T0107	2001	\$39,760	\$146	\$176	1,440	D	5
0030	Barracks 00108	2002	\$425,867	\$1,337	\$1,652	3,091	S	
0040	General Inst Bldg (modular) T0115	2001	\$39,760	\$146	\$176	1,440	D	5
0050	General Inst Bldg (modular) T0117	2001	\$39,760	\$146	\$176	1,440	D	5
0060	General Instruction T0118	2001	\$38,856	\$142	\$172	1,440	D	5
0070	Barracks 00120	2002	\$866,842	\$2,721	\$3,362	6,292	S	Y
0080	Barracks 00122	2002	\$866,842	\$2,721	\$3,362	6,292	S	Y
0090	General Inst Bldg 00106	2004	\$0	\$0	\$0	6,300	D	5

**FY 08 Arizona Department of Administration Building System Inventory**

General Services Division

June 30, 2008

	Year	2008 Replacement Value	FY 2010 Renewal	FY 2011 Renewal	Square Feet	Classes			
						Marshall	IBC	Fire Sprklr	
<b>NG-1-008 Dept of Emergency and Military Affairs</b>		<b>QUEEN CREEK -- PROJECT CHALLENGE</b>							
<b>Location Totals:</b>		<b>9</b>	<b>\$3,041,634</b>	<b>\$9,630</b>	<b>\$11,883</b>	<b>33,615</b>			
<b>NG-1-009 Dept of Emergency and Military Affairs</b>		<b>GLENDALE</b>							
<b>County: Maricopa</b>									
0010	Armory M2244	1971	\$1,597,775	\$30,927	\$33,637	11,346	C	3	
0020	Armory M2240	1954	\$619,552	\$16,206	\$17,162	17,348	C	3	
0030	Vehicle Maintenance M2242 ASC	1950	\$460,887	\$12,055	\$12,767	7,476	C	0	
0040	Wash Platform, Org. M2246	1954	\$1,642	\$43	\$45	700	c	0	
0050	Wash Platform, Org. M2248	1972	\$4,276	\$81	\$88	1,000	c	0	
0060	Waste Pol Storage 500 Gal M2242	1980	\$11,118	\$163	\$179	0		0	
0080	Org. Storage Building M2245	1987	\$17,349	\$191	\$211	600	S		
0090	Flammable Material Building M2243 ASC	1970	\$2,054	\$41	\$44	120		0	
<b>Location Totals:</b>		<b>8</b>	<b>\$2,714,653</b>	<b>\$59,705</b>	<b>\$64,132</b>	<b>38,590</b>			
<b>NG-1-010 Dept of Emergency and Military Affairs</b>		<b>YUMA</b>							
<b>County: Yuma</b>									
0010	Readiness Center U4100	2004	\$2,491,087	\$5,213	\$6,900	24,830			
0020	Wash Platform U4115	2004	\$38,573	\$81	\$107				
<b>Location Totals:</b>		<b>2</b>	<b>\$2,529,660</b>	<b>\$5,293</b>	<b>\$7,007</b>	<b>24,830</b>			
<b>NG-1-011 Dept of Emergency and Military Affairs</b>		<b>GILA BEND - AUXILLIARY AIRFIELD</b>							
<b>County: Maricopa</b>									
0010	SunShade/Storage M0400 Fed	1992	\$77,522	\$0	\$0	7,500	S	0	
0090	Igloo Storage M0450 Fed	2002	\$845,827	\$0	\$0	2,106	c	0	
0100	Igloo Storage M0451 Fed	2002	\$845,827	\$0	\$0	2,106	c	0	

**FY 08 Arizona Department of Administration Building System Inventory**

General Services Division

June 30, 2008

	Year	2008 Replacement Value	FY 2010 Renewal	FY 2011 Renewal	Square Feet	Classes		
						Marshall	IBC	Fire Sprklr
<b>NG-1-011 Dept of Emergency and Military Affairs</b>		<b>GILA BEND - AUXILLIARY AIRFIELD</b>						
<b>County: Maricopa</b>								
0110	Storage Shed M0401 Fed	1992	\$1,021	\$0	\$0	240	d	0
<b>Location Totals:</b>		<b>4</b>	<b>\$1,770,197</b>	<b>\$0</b>	<b>\$0</b>	<b>11,952</b>		
<b>NG-2-001 Dept of Emergency and Military Affairs</b>		<b>CASA GRANDE</b>						
<b>County: Pinal</b>								
0010	Armory L2120	1961	\$1,323,244	\$32,535	\$35,188	12,126	C	3
0020	Overhead Protection L2121 ASC	1961	\$38,768	\$953	\$1,031	2,600	S	0
0050	Org. Storage Building L2123	1988	\$49,478	\$518	\$576	1,400	S	2N
<b>Location Totals:</b>		<b>3</b>	<b>\$1,411,490</b>	<b>\$34,006</b>	<b>\$36,794</b>	<b>16,126</b>		
<b>NG-2-002 Dept of Emergency and Military Affairs</b>		<b>COOLIDGE</b>						
<b>County: Pinal</b>								
0010	Armory L3160	1954	\$617,039	\$16,140	\$17,092	5,905	B	2
0020	TT ENL Barracks L3161 ASC	1954	\$135,988	\$3,557	\$3,767	2,000	C	0
0060	Org. Storage Building L3162	1988	\$69,810	\$730	\$812	2,000	S	0
<b>Location Totals:</b>		<b>3</b>	<b>\$822,838</b>	<b>\$20,427</b>	<b>\$21,671</b>	<b>9,905</b>		
<b>NG-2-003 Dept of Emergency and Military Affairs</b>		<b>FLORENCE MILITARY RESERVATION</b>						
<b>County: Pinal</b>								
0010	ENG/USG Maintenance Shop L5104 Fed	1958	\$20,534	\$0	\$0	640	C	0
0020	Flammable Storage Building L5105	1978	\$8,886	\$139	\$153	208	S	0
0030	Overhead Protection L5108 Fed	1989	\$19,999	\$0	\$0	2,420	S	0
0040	TT Enl Barracks L5112 Fed	1958	\$20,633	\$0	\$0	884	C	0

**FY 08 Arizona Department of Administration Building System Inventory**

General Services Division

June 30, 2008

	Year	2008 Replacement Value	FY 2010 Renewal	FY 2011 Renewal	Square Feet	Classes			
						Marshall	IBC	Fire Sprklr	
<b>NG-2-003 Dept of Emergency and Military Affairs</b>		<b>FLORENCE MILITARY RESERVATION</b>							
<b>County: Pinal</b>									
0050	Bathroom Facility L5120 Fed	1985	\$39,686	\$0	\$0	987	S	0	
0060	Classroom L5122 Fed	1985	\$142,314	\$0	\$0	1,485	C	0	
0070	General Inst. Bldg L5124 Fed	1958	\$41,072	\$0	\$0	700	S	0	
0080	TT Enl Barracks L5116 Fed	1978	\$128,340	\$0	\$0	2,500	C	0	
0090	Vehicle Maintenance Shop L5160 Fed	1980	\$2,096,562	\$0	\$0	7,565	C	0	
009A	Shop Canopy Fed	1980	\$163,462	\$0	\$0	4,920	S	0	
0100	Grease Rack L5162 Fed	1980	\$32,816	\$0	\$0	144	S	0	
0110	Covered Training Area L5232 Fed	1988	\$41,098	\$0	\$0	450	S	0	
0120	M-60 Machine Gun Trans Range L5245 Fed	1989	\$495,729	\$0	\$0	0		0	
0130	Wash Platform, Org L5164 Fed	1988	\$52,655	\$0	\$0	2,640	c	0	
0140	General Training Facility	1980	\$461,513	\$6,760	\$7,415	16,000	D	3	N
0150	General Training Facility Storage Building	1980	\$8,953	\$131	\$144	180	C	3	N
0160	Covered Training Area L5223	1990	\$41,098	\$387	\$433	324	S	0	
0170	Range Operations Bldg L5247	1989	\$41,098	\$408	\$455	400	S	0	
0180	Covered Training Area L5267	1978	\$0	\$0	\$0	90	S	0	
0200	Range Operations Bldg L5263 Fed	1971	\$13,330	\$0	\$0	300	C	0	
0210	Gas Chamber L5264 Fed	1980	\$6,288	\$0	\$0	200	S	0	
0220	Range Tower L5246 Fed	1990	\$8,857	\$0	\$0	120	D	0	
0230	Range Support Facility L5206 Fed	1988	\$31,008	\$0	\$0	150	D	0	
0240	Covered Training Area L5310 Fed	1988	\$28,352	\$0	\$0	900	S	0	
0260	Range Control Bldg L5255	1997	\$76,971	\$443	\$512	6,000		3	
0280	SEP Toil/Shower L5219 Fed	1990	\$12,315	\$0	\$0	96		0	
0290	Range Support Facility L5218 Fed	1990	\$12,315	\$0	\$0	96	c	0	
0300	Ammunition Igloo L5301 ASC	1984	\$759,276	\$9,533	\$10,516	2,080	S	0	

**FY 08 Arizona Department of Administration Building System Inventory**

General Services Division

June 30, 2008

	Year	2008 Replacement Value	FY 2010 Renewal	FY 2011 Renewal	Square Feet	Classes		
						Marshall	IBC	Fire Sprklr
<b>NG-2-003 Dept of Emergency and Military Affairs</b>		<b>FLORENCE MILITARY RESERVATION</b>						
<b>County: Pinal</b>								
0310	Segregates Magazine L5302 ASC	1984	\$77,582	\$974	\$1,075	677	B	0
0320	Ammunition Igloo L5303 ASC	1991	\$533,471	\$4,744	\$5,320	1,625	S	0
0330	Covered Training Area L5118 Fed	1990	\$28,352	\$0	\$0	900	S	0
0340	Range Support Facility L5217 Fed	1996	\$190,803	\$0	\$0	256	S	0
0350	Observation Tower L5246 Fed	1996	\$190,803	\$0	\$0	256	S	0
0360	Range Target HS L5207 Fed	1997	\$20,526	\$0	\$0	120	d	0
0370	Bleachers L5233 Fed	1988	\$13,982	\$0	\$0	900		0
0380	Covered Training Area L5234 Fed	1988	\$13,982	\$0	\$0	900	s	0
0390	Engagement Skills Trng Ctr L5258	2002	\$0	\$0	\$0	6,000	C	0
0400	Tent Pad L5166	1984	\$0	\$0	\$0	400		
0410	Tent Pad L5170	1975	\$0	\$0	\$0	800		
0420	Tent Pad L5171	1975	\$0	\$0	\$0	800		
0430	Tent Pad L5172	1975	\$0	\$0	\$0	800		
0440	Tent Pad L5173	1975	\$0	\$0	\$0	800		
0450	Tent Pad L5174	1975	\$0	\$0	\$0	800		
0960	Auto Pistol Range L5205 Fed	1971	\$1,368	\$0	\$0	0		0
<b>Location Totals:</b>		<b>44</b>	<b>\$5,876,029</b>	<b>\$23,521</b>	<b>\$26,021</b>	<b>68,513</b>		
<b>NG-2-004 Dept of Emergency and Military Affairs</b>		<b>NOGALES</b>						
<b>County: Santa Cruz</b>								
0010	Armory S2320	1964	\$1,323,244	\$30,458	\$32,989	9,440	B	2
0030	Flam Mat Storage Bldg S2321	1964	\$0	\$0	\$0	56	S	0
0040	Unit Storage Bldg S2322 ASC	1987	\$61,735	\$678	\$752	1,600	S	0
<b>Location Totals:</b>		<b>3</b>	<b>\$1,384,980</b>	<b>\$31,137</b>	<b>\$33,741</b>	<b>11,096</b>		

**FY 08 Arizona Department of Administration Building System Inventory**

General Services Division

June 30, 2008

	Year	2008 Replacement Value	FY 2010 Renewal	FY 2011 Renewal	Square Feet	Classes			
						Marshall	IBC	Fire Sprklr	
<b>NG-2-005 Dept of Emergency and Military Affairs</b>		<b>TUCSON - SILVERLAKE FACILITY</b>							
<b>County: Pima</b>									
0010	Armory P5440	1954	\$2,212,307	\$57,867	\$61,281	23,097	C	3	
0020	Mess & Offices P5441 ASC	1952	\$453,191	\$11,854	\$12,553	6,800	C	3	N
0030	Vehicle Maint. & Classrooms P5443 ASC	1953	\$393,749	\$10,299	\$10,907	7,014	C	0	N
0040	Flammable Storage Building P5444 ASC	1954	\$17,610	\$461	\$488	221	C	0	
0050	Org. Storage Building P5442	1970	\$92,667	\$1,842	\$2,002	960	S	2N	
0060	Battery Shop P5446	1990	\$4,889	\$46	\$51	204	D	5	
0070	Wash Platform, Org P5449	1987	\$13,684	\$150	\$167	1,000	C	0	
0100	Overhead Protection P5448	1987	\$26,588	\$292	\$324	1,980	S	2N	
0110	Org. Storage Building P5445	1987	\$173,513	\$1,906	\$2,115	6,000	S		
<b>Location Totals:</b>		<b>9</b>	<b>\$3,388,197</b>	<b>\$84,718</b>	<b>\$89,889</b>	<b>47,276</b>			
<b>NG-2-006 Dept of Emergency and Military Affairs</b>		<b>NEWMANS PEAK</b>							
<b>County: Pinal</b>									
0010	Terminal Equipment Building L9100	1996	\$0	\$0	\$0	160			
<b>Location Totals:</b>		<b>1</b>	<b>\$0</b>	<b>\$0</b>	<b>\$0</b>	<b>160</b>			
<b>NG-2-007 Dept of Emergency and Military Affairs</b>		<b>MARANA-SILVER BELL AAP</b>							
<b>County: Pinal</b>									
0010	Marana Armory L4100 ASC	1986	\$4,096,945	\$47,152	\$52,203	32,980	C	3	P
0020	Aircraft Maintenance Hangar L4300 Fed	1986	\$8,411,139	\$0	\$0	42,406	C	0	
0030	BDE HQ/UOQ/SIM Bldg L4500 Fed	1986	\$7,973,812	\$0	\$0	47,158	C	0	
0040	Wash Platform, Org L4160	1987	\$9,107	\$100	\$111	720	C	0	
0050	Overhead Protection L4161	1987	\$16,611	\$182	\$202	800	S		
0060	Water Treatment Building L4501	1997	\$682,204	\$3,926	\$4,535	1,275	S	0	

**FY 08 Arizona Department of Administration Building System Inventory**

General Services Division

June 30, 2008

	Year	2008 Replacement Value	FY 2010 Renewal	FY 2011 Renewal	Square Feet	Classes			
						Marshall	IBC	Fire Sprklr	
<b>NG-2-007 Dept of Emergency and Military Affairs</b>		<b>MARANA-SILVER BELL AAP</b>							
<b>County: Pinal</b>									
006A	Water Storage Tank 240,000 Gals L4502	1985	\$328,410	\$3,951	\$4,367	0	S		
006B	Water Storage Tank 195,000 Gals L4504	1985	\$266,833	\$3,211	\$3,548	0	S		
0070	ENG/Maint/Admin (Modular) L4500	1995	\$36,946	\$251	\$287	720		5	P
0080	Sim Building Motion L4525 Fed	1995	\$6,336,624	\$0	\$0	44,942	C	0	Y
0090	Aircraft Wash Apron L4603	1995	\$59,866	\$407	\$464	8,739	C	0	
0100	Aircraft Wash Apron L4330 ASC	1987	\$276,151	\$3,034	\$3,366	9,000	S	0	
0110	Aircraft Prts Strg (RSAF) L4635	2002	\$769,711	\$2,416	\$2,985	9,000		3	Y
0120	Aircraft Maintenance Hangar L4600 ASC	1995	\$11,070,275	\$75,287	\$85,861	55,222	B	0	Y
0130	Fuel Farm L4631	1998	\$1,318,741	\$6,899	\$8,036	5,776	S		
0140	Vehicle Maintenance L4120 ASC	1998	\$1,045,451	\$5,469	\$6,371	5,447	C	0	Y
0150	Guard Shack L4105 Fed	1997	\$167,044	\$0	\$0	264	C	0	
0160	Dining Facility L4535	1998	\$2,225,113	\$11,640	\$13,560	5,917	C	3	Y
0170	TT Officers Quarters L4530	1998	\$4,046,443	\$21,168	\$24,659	30,874	C	3	Y
0180	Administration (GSE) Modular T4604	2002	\$138,265	\$434	\$536	1,704	D	5	
0190	Avaition Unit Operations T4615	2002	\$1,985,856	\$6,233	\$7,701	12,000	D	5	
0200	Flammable Material Storage L4125	1997	\$16,544	\$95	\$110	124	C	3	
0210	Aircraft Maint Instruction L4301	1997	\$0	\$0	\$0	11,000			P
0230	Overhead Protection L4331	1987	\$2,574	\$28	\$31	192	S	0	
0240	Ground support Maint Shop L4601	1995	\$149,837	\$1,019	\$1,162	1,752	C	3	
0250	Flammable Material Storage L4602	1995	\$32,841	\$223	\$255	384	C	3	
0260	AC Maintenance Hanger L4605	2004	\$6,600,889	\$13,813	\$18,285	83,615			Y
0270	SIM Bldg Non-Motion L4610	2004	\$1,495,043	\$3,128	\$4,141	6,000			
0280	Eng/Hov Maint Shop L4512	2003	\$497,528	\$1,301	\$1,654	3,200			
<b>Location Totals:</b>		<b>29</b>	<b>\$60,056,802</b>	<b>\$211,369</b>	<b>\$244,431</b>	<b>421,211</b>			

**FY 08 Arizona Department of Administration Building System Inventory**

General Services Division

June 30, 2008

	Year	2008 Replacement Value	FY 2010 Renewal	FY 2011 Renewal	Square Feet	Classes			
						Marshall	IBC	Fire Sprklr	
<b>NG-2-008 Dept of Emergency and Military Affairs</b>		<b>PICACHO-STAGEFIELD HELIPORT</b>							
<b>County: Pinal</b>									
0010	Fire Station/Aircraft OPS L6100 Fed	1995	\$631,042	\$0	\$0	5,958	C	0	
0020	Well/Water System L6110	1995	\$0	\$0	\$0		C	0	
0030	Air Navigation Building L6120	1995	\$24,988	\$170	\$194	200	C	3	
0040	Water Strg Tank 10k gal L6113	1995	\$24,085	\$164	\$187	0		0	
	<b>Location Totals:</b>	<b>4</b>	<b>\$680,115</b>	<b>\$334</b>	<b>\$381</b>	<b>6,158</b>			
<b>NG-2-009 Dept of Emergency and Military Affairs</b>		<b>TUCSON - VALENCIA FACILITY</b>							
<b>County: Pima</b>									
0010	Armory P4220	1988	\$2,943,665	\$30,799	\$34,247	34,707	C	3	P
0030	Water Treatment Plant & Cover P4921	1989	\$514,055	\$5,110	\$5,696	817	S		
0040	Overhead Protection P4226	1992	\$18,104	\$152	\$171	1,350	S		
0050	Vehicle Maintenance P4223 ASC	1988	\$1,266,186	\$13,248	\$14,731	10,418	C	0	
0060	Grease Rack P4222	1989	\$34,209	\$340	\$379	1,000	C	3	
0070	Flammable Material Storage P4241	1989	\$28,856	\$287	\$320	110	C	3	
0090	Storage Facility, G.P. P4240 ASC	1990	\$85,053	\$801	\$895	960	S	0	
0110	Wash Platform P4225 ASC	1989	\$22,149	\$220	\$245	720	S	0	
	<b>Location Totals:</b>	<b>8</b>	<b>\$4,912,278</b>	<b>\$50,956</b>	<b>\$56,683</b>	<b>50,082</b>			
<b>NG-3-001 Dept of Emergency and Military Affairs</b>		<b>SAFFORD</b>							
<b>County: Graham</b>									
0010	Armory G4400	1962	\$1,597,775	\$38,449	\$41,603	12,896	C	3	
0040	Vehicle Maintenance G4401 ASC	1975	\$111,801	\$1,930	\$2,106	1,500	C	0	
0050	Grease Rack G4412	1987	\$8,552	\$94	\$104	900	C	3	
0060	Org. Storage Building G4406	1987	\$49,478	\$544	\$603	1,400	S		

**FY 08 Arizona Department of Administration Building System Inventory**

General Services Division

June 30, 2008

		Year	2008 Replacement Value	FY 2010 Renewal	FY 2011 Renewal	Square Feet	Classes		
							Marshall	IBC	Fire Sprklr
<b>NG-3-001 Dept of Emergency and Military Affairs</b>		<b>SAFFORD</b>							
<b>County: Graham</b>									
0080	Hazardous Material Storage G4410	1987	\$16,633	\$183	\$203	100	C	3	
0090	Flammable Material Storage G4405 ASC	1975	\$2,215	\$38	\$42	100	S	0	
0100	Flammable Storage Canopy Fed	1992	\$930	\$0	\$0	64	S	0	
0110	Wash Platform G4404 ASC	1980	\$110,747	\$1,622	\$1,779	3,600	S	0	
0120	Waste Pol Storage 500 Gal G4408	1987	\$11,118	\$122	\$136	0	C	0	
<b>Location Totals:</b>		<b>9</b>	<b>\$1,909,249</b>	<b>\$42,982</b>	<b>\$46,575</b>	<b>20,560</b>			
<b>NG-3-003 Dept of Emergency and Military Affairs</b>		<b>DOUGLAS</b>							
<b>County: Cochise</b>									
0010	Armory C3180	1959	\$1,414,996	\$36,272	\$39,196	12,928	C	3	
0020	Dispatch Building C3185	1987	\$4,960	\$54	\$60	294	D	5	
0030	Vehicle Storage Shed C3181 ASC	1959	\$11,062	\$284	\$306	960	S	0	
0040	Vehicle Storage Shed C3186	1988	\$16,421	\$172	\$191	640	S	2N	
0060	Wash Platform C3184	1988	\$10,953	\$115	\$127				
0080	Unit Storage Bldng C3183 ASC	1987	\$63,710	\$700	\$777	1,800	S	0	
<b>Location Totals:</b>		<b>6</b>	<b>\$1,522,102</b>	<b>\$37,596</b>	<b>\$40,657</b>	<b>16,622</b>			
<b>NG-3-005 Dept of Emergency and Military Affairs</b>		<b>SIERRA VISTA - FORT HUACHUCA</b>							
<b>County: Cochise</b>									
0220	Vehicle Maintenance Shop C1410 Fed	1997	\$945,029	\$0	\$0	3,236	C	0	
<b>Location Totals:</b>		<b>1</b>	<b>\$945,029</b>	<b>\$0</b>	<b>\$0</b>	<b>3,236</b>			

**FY 08 Arizona Department of Administration Building System Inventory**

General Services Division

June 30, 2008

		Year	2008 Replacement Value	FY 2010 Renewal	FY 2011 Renewal	Square Feet	Classes		
							Marshall	IBC	Fire Sprklr
<b>NG-5-001 Dept of Emergency and Military Affairs</b>		<b>FLAGSTAFF</b>							
<b>County: Coconino</b>									
0010	Armory K4200	1956	\$1,697,512	\$44,402	\$47,021	11,232	C	3	
0020	Flammable Storage Building K4201 ASC	1956	\$15,099	\$395	\$418	200	B	0	
0060	Org. Storage Building K4202	1987	\$63,710	\$700	\$777	1,800	S	0	
<b>Location Totals:</b>		<b>3</b>	<b>\$1,776,322</b>	<b>\$45,496</b>	<b>\$48,216</b>	<b>13,232</b>			
<b>NG-5-002 Dept of Emergency and Military Affairs</b>		<b>CAMP NAVAJO</b>							
<b>County: Coconino</b>									
0010	Fire Station 00002	1942	\$0	\$0	\$0	1,362			
0020	Access Cnt Fac 00003	1943	\$0	\$0	\$0	627			
0030	Access Cnt Fac 00007	1966	\$0	\$0	\$0	49			
0040	Dining Facility/Club S0004	1942	\$335,270	\$8,770	\$9,287	4,118	D	5	
0050	Storage G.P. Dep 00015	1942	\$0	\$0	\$0	15,775			
0060	Chapel K2006	1945	\$87,402	\$2,286	\$2,421	1,073	D	0	
0070	Storage G.P. Dep 00016	1942	\$0	\$0	\$0	14,428			
0080	Security Ops Bldg 00008	2001	\$1,968,776	\$7,210	\$8,726	4,296		0	Y
0090	Wash Platform K2051	1994	\$81,454	\$597	\$677	0	C	0	
0100	Storage G.P. Dep 00017	1942	\$0	\$0	\$0	14,428			
0110	Vehicle Maint Fac Dep 00023	1942	\$0	\$0	\$0	16,726			
0120	Eng/Housing Mnt 00024	1942	\$0	\$0	\$0	12,019			
0130	Fuel/Pol Bldg 00027	1942	\$0	\$0	\$0	357			
0140	Power Plant Bldg 00029	1943	\$0	\$0	\$0	4,953			
0150	RR Eq/En Maint 00030	1942	\$0	\$0	\$0	7,219			
0160	Power Plant Bldg 00032	1988	\$0	\$0	\$0	0			
0170	Vehicle Storage Shed In 00033	1942	\$0	\$0	\$0	16,727			

**FY 08 Arizona Department of Administration Building System Inventory**

General Services Division

June 30, 2008

	Year	2008 Replacement Value	FY 2010 Renewal	FY 2011 Renewal	Square Feet	Classes			
						Marshall	IBC	Fire Sprklr	
<b>NG-5-002 Dept of Emergency and Military Affairs</b>		<b>CAMP NAVAJO</b>							
<b>County: Coconino</b>									
0180	Eng/Housing Mnt 00034	1942	\$0	\$0	\$0	4,222			
0190	Tactile Missile Glide Weapn Shop K2375	1993	\$521,098	\$4,089	\$4,619	6,763	C		3
0200	Depot Headquarters 00001	1942	\$116,092	\$3,037	\$3,216	12,870	D		5
0210	Eng/Housing Mnt 00035	1942	\$0	\$0	\$0	1,502			
0220	Flammable Materials Storage In 00036	1942	\$0	\$0	\$0	1,702			
0230	Helium Storage 00047	1994	\$0	\$0	\$0	350			
0240	Weather Station 00048	1994	\$0	\$0	\$0	5,732			
0250	Weather Station Storage Bldg 00049	1994	\$0	\$0	\$0	500			
0260	Access Cnt Fac 00053	1970	\$0	\$0	\$0	202			
0270	Wtr Sup/Trt Bldg 00203	1943	\$0	\$0	\$0	556			
0280	Storage G.P. Dep 00211	1942	\$0	\$0	\$0	14,438			
0290	Veh Maint Shop 00216	1942	\$0	\$0	\$0	18,207			
0300	Heat Plt Bldg 00217	1943	\$0	\$0	\$0	512			
0310	Veh Maint Shop 00218	1942	\$0	\$0	\$0	18,207			
0320	Storage G.P. Dep 00239	1953	\$0	\$0	\$0	203,308			
0330	Storage G.P. Dep 00240	1953	\$0	\$0	\$0	0			
0340	Storage G.P. Dep 00241	1953	\$0	\$0	\$0	203,308			
0350	Str Shed G.P. Ins 00244	1964	\$0	\$0	\$0	612			
0360	Safety Shelter 00245	1942	\$0	\$0	\$0	169			
0370	Safety Shelter 00246	1942	\$0	\$0	\$0	169			
0380	Safety Shelter 00247	1942	\$0	\$0	\$0	169			
0390	Safety Shelter 00248	1942	\$0	\$0	\$0	169			
0400	Ammo Demo Dep 00252	1943	\$0	\$0	\$0	338			
0410	Str Shed G.P. Ins 00253	1978	\$0	\$0	\$0	4,137			

**FY 08 Arizona Department of Administration Building System Inventory**

General Services Division

June 30, 2008

	Year	2008 Replacement Value	FY 2010 Renewal	FY 2011 Renewal	Square Feet	Classes			
						Marshall	IBC	Fire Sprklr	
<b>NG-5-002 Dept of Emergency and Military Affairs</b>		<b>CAMP NAVAJO</b>							
<b>County: Coconino</b>									
0420	Ammo Reno Depot 00301	1956	\$0	\$0	\$0	21,760			
0430	He Mag Depot 00303	1956	\$0	\$0	\$0	126			
0440	Flam Mat Str In 00304	1956	\$0	\$0	\$0	398			
0450	Wtr Sup/Trt Bldg 00305	1942	\$0	\$0	\$0	392			
0460	Admin G.P. K2046	1942	\$572,801	\$14,983	\$15,867	6,719	D	5	
0470	Sep Toil/Shower 00309	1942	\$0	\$0	\$0	720			
0480	Ship/Recv Fac 00310	1942	\$0	\$0	\$0	10,261			
0500	Ammo Demil Dep 00329	1958	\$0	\$0	\$0	652			
0510	Igloo Str Inst 00330	1968	\$0	\$0	\$0	143			
0520	Ammo Reno Depot 00331	1942	\$0	\$0	\$0	6,484			
0530	Sew/Wst Wtr Trt 00333	1943	\$0	\$0	\$0	425			
0540	Storage G.P. Dep 00335	1975	\$0	\$0	\$0	100			
0550	Break/Lunch Room 00336	1960	\$0	\$0	\$0	842			
0560	Wtr Sup/Trt Bldg 00341	1951	\$0	\$0	\$0	240			
0570	Wtr Sup/Trt Bldg 00342	1960	\$0	\$0	\$0	19			
0580	Pest Control (Chemical) Storage 00350	1953	\$0	\$0	\$0	424			
0590	Sep Toil/Shower 00351	1953	\$0	\$0	\$0	424			
0600	Company Headquarters Building TT K2060	1994	\$550,548	\$4,032	\$4,575	6,165	C	0	Y
0610	Water Storage 00354	1952	\$0	\$0	\$0	0			
0620	Block/Band Fac 00427	1949	\$0	\$0	\$0	938			
0630	Rg/Tgt House 17122	1982	\$0	\$0	\$0	144			
0640	UPH SR. NCO K2064	1994	\$569,856	\$4,174	\$4,736	8,753	C	0	Y
0650	Filter Plant Facility 84125	1996	\$0	\$0	\$0	2,685			
0670	Sub/Swit Sta Bd S0018	1942	\$0	\$0	\$0	281			

**FY 08 Arizona Department of Administration Building System Inventory**

General Services Division

June 30, 2008

	Year	2008 Replacement Value	FY 2010 Renewal	FY 2011 Renewal	Square Feet	Classes			
						Marshall	IBC	Fire Sprklr	
<b>NG-5-002 Dept of Emergency and Military Affairs</b>		<b>CAMP NAVAJO</b>							
<b>County: Coconino</b>									
0680	BN HQ/Health Clinic K2068	1994	\$649,177	\$4,755	\$5,395	7,240	C	0	Y
0690	Oil Stor Bldg S0055	1968	\$0	\$0	\$0	200			
0700	Sew/Wst Wtr Trt S0112	1951	\$0	\$0	\$0	137			
0710	Sew/Wst Wtr Trt S0115	1951	\$0	\$0	\$0	124			
0720	UOQ Military K2072	1994	\$1,575,476	\$11,539	\$13,092	6,315	C	0	Y
0730	Sew/Wst Wtr Trt S0116	1951	\$0	\$0	\$0	137			
0740	Scale House S0213	1943	\$0	\$0	\$0	800			
0750	Storage G.P. Dep S0214	1942	\$0	\$0	\$0	14,415			
0760	Dining Facility/Gen. Inst. Fac. K2076	1994	\$1,419,635	\$10,397	\$11,797	15,733	C	0	Y
0770	Storage G.P. Dep S0220	1942	\$0	\$0	\$0	36,424			
0780	Hoist House S0250	1959	\$0	\$0	\$0	165			
0790	Ready Mag Inst S0308	1948	\$0	\$0	\$0	139			
0800	AT Enlisted Barracks K2080	1994	\$1,369,101	\$10,027	\$11,377	15,300	C	0	Y
0810	Ready Mag Inst S0313	1948	\$0	\$0	\$0	139			
0820	Heat Plt Bldg S0316	1949	\$0	\$0	\$0	6,375			
0830	Ammo Renv Shop S0319	1955	\$0	\$0	\$0	1,473			
0840	AT Enlisted Barracks K2084	1994	\$1,369,101	\$10,027	\$11,377	7,650	C	0	Y
0850	Flam Mat Stor S0320	1950	\$0	\$0	\$0	138			
0860	Ammo Renv Shop S0322	1950	\$0	\$0	\$0	4,911			
0870	Ready Mag Inst S0324	1948	\$0	\$0	\$0	137			
0880	AT Enlisted Barracks K2088	1994	\$1,369,101	\$10,027	\$11,377	15,300	C	0	Y
0890	Ammo Renv Shop S0327	1943	\$0	\$0	\$0	11,825			
0900	Flam Mat Strd S0340	1942	\$0	\$0	\$0	158			
0910	Fst Fd/Snk Bar S0550	1944	\$0	\$0	\$0	2,578			

**FY 08 Arizona Department of Administration Building System Inventory**

General Services Division

June 30, 2008

		Year	2008 Replacement Value	FY 2010 Renewal	FY 2011 Renewal	Square Feet	Classes		
							Marshall	IBC	Fire Sprklr
<b>NG-5-002 Dept of Emergency and Military Affairs</b>		<b>CAMP NAVAJO</b>							
<b>County: Coconino</b>									
0920	Storage G.P. Dep T0054	1943	\$0	\$0	\$0	186			
0930	Range Operations Bldg K2701	2006	\$0	\$0	\$0	120			
1120	Sewage Pump Station K2112 Fed	1943	\$5,575	\$0	\$0	200	D	0	
1180	ENG/HSQ Mnt. K2058	1996	\$393,633	\$2,471	\$2,835	2,160	D	0	
1190	Range Support Facility K2690	1998	\$608,516	\$3,183	\$3,708	256	C	3	
1200	Wtr. Sup. Trt. Bldg K2344	1989	\$30,180	\$300	\$334	472	D	5	
1210	Range Operations Bldg. K2701	2006	\$65,514	\$69	\$109	120	D	5	
1220	Separate Toilet/Shower Bldg. K2704	2006	\$115,913	\$121	\$193	200	D	5	
<b>Location Totals:</b>		<b>97</b>	<b>\$13,774,222</b>	<b>\$112,092</b>	<b>\$125,718</b>	<b>832,921</b>			
<b>NG-5-003 Dept of Emergency and Military Affairs</b>		<b>BELLEMONT</b>							
<b>County: Coconino</b>									
0010	Armory K2151	1983	\$2,035,948	\$26,627	\$29,326	18,723	C	3	
0020	Vehicle Maintenance K2175 ASC	1983	\$1,054,841	\$13,796	\$15,194	8,952	C	0	
0100	Wash Platform, Org K2054	1994	\$13,684	\$100	\$114	1,000	C	3	
0110	Grease Rack K2055	1994	\$11,973	\$88	\$99	900	C	3	
0200	Hazardous Material Storage K3052	1994	\$3,421	\$25	\$28	100	S	2N	
0500	Storage Facility, G.P. K3050	1994	\$76,941	\$564	\$639	1,225	S		
<b>Location Totals:</b>		<b>6</b>	<b>\$3,196,807</b>	<b>\$41,199</b>	<b>\$45,401</b>	<b>30,900</b>			
<b>NG-6-001 Dept of Emergency and Military Affairs</b>		<b>PRESCOTT</b>							
<b>County: Yavapai</b>									
0040	Armory Y5380	1979	\$1,959,618	\$29,729	\$32,569	12,900	C	3	
0050	FMB Y5381 ASC	1979	\$10,497	\$159	\$174	100	C	0	

**FY 08 Arizona Department of Administration Building System Inventory**

General Services Division

June 30, 2008

	Year	2008 Replacement Value	FY 2010 Renewal	FY 2011 Renewal	Square Feet	Classes			
						Marshall	IBC	Fire Sprklr	
<b>NG-6-001 Dept of Emergency and Military Affairs</b>		<b>PRESCOTT</b>							
<b>County: Yavapai</b>									
0080	Org. Storage Building Y5385	1987	\$54,978	\$604	\$670	3,600	S	0	
<b>Location Totals:</b>		<b>3</b>	<b>\$2,025,093</b>	<b>\$30,493</b>	<b>\$33,414</b>	<b>16,600</b>			
<b>NG-7-003 Dept of Emergency and Military Affairs</b>		<b>SHOW LOW</b>							
<b>County: Navajo</b>									
0010	Armory N4103	1987	\$2,609,664	\$28,669	\$31,807	15,543	C	3	Y
0020	Vehicle Maintenance Shop N4200	1992	\$867,404	\$7,260	\$8,169	5,000	C	3	
0030	Wash Platform, Org N4202	1992	\$18,644	\$156	\$176	900	C	3	
0040	Grease Rack N4203	1992	\$28,676	\$240	\$270	570	C	3	
0050	Waste Pol Storage 500 Gal N4200	1991	\$10,776	\$96	\$107	0	C	0	
0080	Storage, G.P. N4208	1992	\$3,257	\$27	\$31	150	D	5	
<b>Location Totals:</b>		<b>6</b>	<b>\$3,538,421</b>	<b>\$36,449</b>	<b>\$40,560</b>	<b>22,163</b>			
<b>Agency Totals:</b>		<b>369</b>	<b>\$202,180,391</b>	<b>\$1,998,943</b>	<b>\$2,194,691</b>	<b>2,482,446</b>			

**FY 08 Arizona Department of Administration Building System Inventory**

General Services Division

June 30, 2008

	Year	2008 Replacement Value	FY 2010 Renewal	FY 2011 Renewal	Square Feet	Classes		
						Marshall	IBC	Fire Sprklr
<b>PA-1-001 Power Authority</b>		<b>PHOENIX</b>						
<b>County: Maricopa</b>								
0010	Administration Office	1954	\$883,682	\$23,114	\$24,478	5,162	B	2
0030	Parking Canopy	2002	\$59,182	\$186	\$230	2,000		2N
<b>Location Totals:</b>		<b>2</b>	<b>\$942,864</b>	<b>\$23,300</b>	<b>\$24,708</b>	<b>7,162</b>		
<b>Agency Totals:</b>		<b>2</b>	<b>\$942,864</b>	<b>\$23,300</b>	<b>\$24,708</b>	<b>7,162</b>		

**FY 08 Arizona Department of Administration Building System Inventory**

General Services Division

June 30, 2008

	Year	2008 Replacement Value	FY 2010 Renewal	FY 2011 Renewal	Square Feet	Classes		
						Marshall	IBC	Fire Sprklr
<b>PB-1-001 Arizona State Parks</b>		<b>YUMA TERRITORIAL PRISON STATE PARK</b>						
<b>County: Yuma</b>								
0010	Office/Headquarters	1961	\$205,087	\$5,043	\$5,454	1,584	C	3
0020	Lookout Tower	1882	\$256,359	\$6,706	\$7,101	1,824	C	3
0030	Sallyport	1885	\$54,273	\$1,420	\$1,503	756	C	3
0040	Museum	1882	\$465,922	\$12,187	\$12,906	5,919	C	3
0050	Territorial Prison	1885	\$1,087,430	\$28,444	\$30,122	8,094	C	3
<b>Location Totals:</b>		<b>5</b>	<b>\$2,069,070</b>	<b>\$53,799</b>	<b>\$57,086</b>	<b>18,177</b>		
<b>PB-1-002 Arizona State Parks</b>		<b>BUCKSKIN MOUNTAIN PARK STATE PARK</b>						
<b>County: La Paz</b>								
0010	Contact Station	1967	\$256,359	\$5,499	\$5,965	750	C	3
0020	Interpretive Center	1967	\$263,524	\$5,652	\$6,132	1,090	C	3
0030	Restrooms "A"	1967	\$358,903	\$7,698	\$8,351	1,080	C	3
0040	Cabana 1 (A,B,& C)	1967	\$37,259	\$799	\$867	864	C	3
0050	Cabana 2 (D,E,& F)	1967	\$37,259	\$799	\$867	864	C	3
0060	Cabana 3 (G,H,& I)	1967	\$37,259	\$799	\$867	864	C	3
0070	Cabana 4 (J,K,& L)	1967	\$37,259	\$799	\$867	864	C	3
0080	Water System	1967	\$64,455	\$1,382	\$1,500	0		0
0090	Sewage System	1967	\$61,939	\$1,329	\$1,441			0
0150	Restrooms "B"	1973	\$358,903	\$6,571	\$7,158	723	C	3
0160	Maintenance Building and Yard	1967	\$410,174	\$8,798	\$9,544	1,296	C	3
0170	Mobile Home Residence 1 00-341	1995	\$32,340	\$220	\$251	840	D	5
0180	Mobile Home Residence 2 03-002	1990	\$91,451	\$861	\$963	1,248	D	5
0190	Mobile Home Residence 3 03-001	1998	\$91,451	\$478	\$557	1,248	D	5
0200	Restrooms "C"	1973	\$358,903	\$6,571	\$7,158	864	C	3

**FY 08 Arizona Department of Administration Building System Inventory**

General Services Division

June 30, 2008

	Year	2008 Replacement Value	FY 2010 Renewal	FY 2011 Renewal	Square Feet	Classes		Fire Sprklr	
						Marshall	IBC		
<b>PB-1-002 Arizona State Parks</b>		<b>BUCKSKIN MOUNTAIN PARK STATE PARK</b>							
<b>County: La Paz</b>									
0210	Cabana 5 (M,N,&O)	1974	\$37,259	\$663	\$722	864	C	3	
0220	Cabana 6 (P,Q,& R)	1974	\$37,259	\$663	\$722	864	C	3	
0230	Cabana 7 (S,T,& U)	1974	\$37,259	\$663	\$722	864	C	3	
0250	Water Tank - 25k gal	1967	\$59,801	\$1,283	\$1,391	0		0	
	<b>Location Totals:</b>	<b>19</b>	<b>\$2,669,014</b>	<b>\$51,527</b>	<b>\$56,046</b>	<b>15,187</b>			
<b>PB-1-003 Arizona State Parks</b>		<b>ALAMO LAKE STATE PARK</b>							
<b>County: La Paz</b>									
0010	Administration Office	1967	\$254,081	\$5,450	\$5,912	2,122	C	3	
0020	Water Tank	1967	\$96,699	\$2,074	\$2,250	0		0	
0030	Restroom (Bill W. Overlook)	1967	\$28,191	\$605	\$656	216	C	3	
0040	Observation Canopy	1967	\$9,551	\$205	\$222	353	S	2N	
0050	Toilets (Tent Area)	1967	\$26,151	\$561	\$608	216	C	3	N
0055	Ramada #1 (Tent Area)	1967	\$3,504	\$75	\$82	144	D	2N	N
0056	Ramada #2 (Tent Area)	1967	\$3,504	\$75	\$82	144	D	2N	N
0057	Ramada #3 (Tent Area)	1967	\$3,504	\$75	\$82	144	D	2N	N
0058	Ramada #4 (Tent Area)	1967	\$3,504	\$75	\$82	144	D	2N	N
0059	Ramada #5 (Tent Area)	1967	\$3,504	\$75	\$82	144	D	2N	N
0060	Ramada #6 (Tent Area)	1967	\$3,504	\$75	\$82	144	S	2N	
0061	Ramada #7 (Tent Area)	1967	\$3,504	\$75	\$82	144	S	2N	
0062	Ramada #8 (Tent Area)	1967	\$3,504	\$75	\$82	144	S	2N	
0063	Ramada #9 (Tent Area)	1967	\$3,504	\$75	\$82	144	S	2N	
0064	Ramada #10 (Tent Area)	1967	\$3,504	\$75	\$82	144	S	2N	
0065	Ramada #11 (Tent Area)	1967	\$3,504	\$75	\$82	144	S	2N	

**FY 08 Arizona Department of Administration Building System Inventory**

General Services Division

June 30, 2008

	Year	2008 Replacement Value	FY 2010 Renewal	FY 2011 Renewal	Square Feet	Classes			
						Marshall	IBC	Fire Sprklr	
<b>PB-1-003 Arizona State Parks</b>		<b>ALAMO LAKE STATE PARK</b>							
<b>County: La Paz</b>									
0066	Ramada #12 (Tent Area)	1967	\$3,504	\$75	\$82	144	S	2N	
0075	Storage Shed - Residence #2		\$0			100	S	2N	N
0080	3000 Gal. Fuel Storage Facility	1999	\$81,627	\$384	\$452	0	C	0	
0100	Mobile Home Residence #2 03-006	1999	\$56,274	\$265	\$312	980	D	5	
0105	Storage Shed - Residence #1		\$0			100	S	2N	N
0110	Mobile Home Residence #4 00-340	1993	\$69,949	\$549	\$620	848	D	5	
0115	Storage Shed - Residence #3		\$0			100	S	2N	N
0180	Restroom/Shower/Utility Hook-up	1969	\$28,191	\$575	\$625	540	C	3	
0190	Toilets (Main Campground)	1969	\$26,151	\$534	\$580	216	C	3	N
0200	Toilets (Area B)	1969	\$26,151	\$534	\$580	216	C	3	N
0210	Portable Restrooms (12)	1969	\$23,873	\$487	\$529			0	
0240	Sewage Lift Station	2003	\$12,605	\$33	\$42		D	0	N
0310	Storage/Restrooms/showers (Area C)	1967	\$92,667	\$1,988	\$2,156	1,746	C	3	
0340	Fish Cleaning Station Ramada	2000	\$11,289	\$47	\$56	150	S	2N	
0350	Storage Canopy Shop	1997	\$26,778	\$154	\$178	1,000	S	2N	
0370	Shop Bldg	1978	\$125,914	\$1,976	\$2,162	618	C	3	
0390	Restroom/Shower Building "A"	1983	\$177,960	\$2,327	\$2,563	1,040	C	3	
0400	Fish Cleaning & Battery Charging Station "B"	1985	\$52,290	\$629	\$695	412	S	2N	
0410	Group Ramada	1986	\$55,844	\$643	\$712	880	C	3	
0420	Group Use Mobile Restroom	1986	\$16,702	\$192	\$213	200	D	5	
0430	Area "E" Mobile Restroom	1986	\$16,702	\$192	\$213	200	D	5	
0435	Storage Shed - Residence #5	2005	\$0	\$0	\$0	100	S	2N	N
0440	Day Use Ramada	1986	\$55,844	\$643	\$712	880	C	3	
0450	Cholla Road Water Well	1986	\$96,697	\$1,113	\$1,232			0	

**FY 08 Arizona Department of Administration Building System Inventory**

General Services Division

June 30, 2008

	Year	2008 Replacement Value	FY 2010 Renewal	FY 2011 Renewal	Square Feet	Classes			
						Marshall	IBC	Fire Sprklr	
<b>PB-1-003 Arizona State Parks</b>		<b>ALAMO LAKE STATE PARK</b>							
<b>County: La Paz</b>									
0460	Group "A" Ramada	1986	\$55,844	\$643	\$712	880	C	3	
0470	Playground Ramada	1997	\$22,315	\$128	\$148	800	S	2N	
0480	Mobile Home Residence #3 04-210	1995	\$22,969	\$156	\$178	1,152	D	5	
0490	Mobile Home Residence #1 05-0145	2005	\$97,602	\$153	\$216		D	5	
0495	Storage Shed - Residence #4	2005	\$0	\$0	\$0	100	S	2N	N
0500	Mobile Home Residence #5 05-0146	2005	\$97,602	\$153	\$216		D	5	
0510	Emergency Generator @ Maintenance Shop	2005	\$0	\$0	\$0		D	5	N
<b>Location Totals:</b>		<b>47</b>	<b>\$1,806,557</b>	<b>\$24,294</b>	<b>\$26,729</b>	<b>17,893</b>			
<b>PB-1-005 Arizona State Parks</b>		<b>BUCKSKIN MOUNTAIN - RIVER ISLAND UNIT</b>							
<b>County: La Paz</b>									
0010	Contact Station	1979	\$256,359	\$3,889	\$4,261	500	C	3	
0030	Maintenance Building	1979	\$307,631	\$4,667	\$5,113	523	C	3	
0040	Well & Tank Bldg.	1981	\$204,923	\$2,894	\$3,179	283	C	3	
0050	Restroom	1979	\$358,903	\$5,445	\$5,965	1,567	C	3	
0070	Mobile Home Residence 1 03-003	1999	\$53,538	\$252	\$297	960	D	5	
0080	Mobile Home Residence 2 01-252	2001	\$77,133	\$282	\$342	960	D	5	
0090	Waste Water Treatment Plant	1997	\$420,578	\$2,420	\$2,796		C	0	
0100	Storage Canopy	1998	\$3,720	\$19	\$23	200	S	2N	
0110	Group Ramada	2005	\$16,267	\$26	\$36	400			
<b>Location Totals:</b>		<b>9</b>	<b>\$1,699,052</b>	<b>\$19,895</b>	<b>\$22,011</b>	<b>5,393</b>			

**FY 08 Arizona Department of Administration Building System Inventory**

General Services Division

June 30, 2008

	Year	2008 Replacement Value	FY 2010 Renewal	FY 2011 Renewal	Square Feet	Classes		Fire Sprklr	
						Marshall	IBC		
<b>PB-1-006 Arizona State Parks</b>		<b>YUMA QUARTERMASTER DEPOT STATE PARK</b>							
<b>County: Yuma</b>									
0010	Quartermaster Depot	1871	\$245,295	\$6,416	\$6,795	4,094	C	3	Y
0020	Commanding Officer Quarters	1871	\$229,171	\$5,994	\$6,348	3,757	C	3	
0030	Commanding Officer Kitchen	1871	\$106,080	\$2,775	\$2,938	1,739	C	3	
0040	Restrooms	1987	\$15,812	\$174	\$193	200	C	3	
0050	Water Reservoir	1869	\$51,746	\$1,354	\$1,433	864	C	3	
0080	Warehouse	1870	\$287,123	\$7,510	\$7,953	4,000	D	5	
0090	Corralhouse	1870	\$451,192	\$11,802	\$12,498	4,000	D	5	
0100	Visitor Contact Center	1996	\$345,879	\$2,171	\$2,491	5,266	D	5	Y
0110	Ramada 30x30	1999	\$44,643	\$210	\$247	900	s	2n	
0120	Ramada 20x40	2002	\$40,367	\$127	\$157	800	S	2N	
0130	2nd Avenue Bridge	2003	\$82,103	\$215	\$273	1,910	C	0	
	<b>Location Totals:</b>	<b>11</b>	<b>\$1,899,412</b>	<b>\$38,747</b>	<b>\$41,327</b>	<b>27,530</b>			

**PB-2-001 Arizona State Parks**

**PICACHO PEAK STATE PARK**

**County: Pinal**

0010	Ramada - Palo Verde	1967	\$35,745	\$767	\$832	638	C	3	
0020	Ramada - Cholla	1967	\$35,745	\$767	\$832	638	C	3	
0030	Ramada - Ocotillo	1967	\$35,745	\$767	\$832	638	C	3	
0040	Restrooms - Barrett Loop	1967	\$108,859	\$2,335	\$2,533	560	C	3	
0050	Booster Pump	1967	\$24,157	\$518	\$562			0	
0051	Water Well #1		\$0					0	
0052	Water System & Well #2		\$0					0	
0080	Waste Water Treatment Plant	1997	\$625,307	\$3,598	\$4,157	336	C	0	
0110	Mobile Office Trailer 00-317	1982	\$45,000	\$612	\$673	980	D	5	

**FY 08 Arizona Department of Administration Building System Inventory**

General Services Division

June 30, 2008

	Year	2008 Replacement Value	FY 2010 Renewal	FY 2011 Renewal	Square Feet	Classes		
						Marshall	IBC	Fire Sprklr
<b>PB-2-001 Arizona State Parks</b>		<b>PICACHO PEAK STATE PARK</b>						
<b>County: Pinal</b>								
0110	Ramada - Saquaro	1973	\$35,745	\$654	\$713	638	C	3
0120	Restrooms - Harrington Loop	1973	\$108,859	\$1,993	\$2,171	560	C	3
0130	Ramada - Memorial	1973	\$35,745	\$654	\$713	638	C	3
0140	Information Center	1973	\$44,680	\$818	\$891	600	C	3
0150	Mobile Home Residence 03-019	1984	\$25,789	\$324	\$357	924	D	5
0170	Maintanence Bldg	1978	\$41,893	\$657	\$719	875	S	2N
0180	Campground Ramadas, Loop A - (12 each)	1995	\$78,026	\$531	\$605	1,584	S	2N
0190	Campground Ramada, Loop B - (1 each)	1995	\$70,933	\$482	\$550	1,440	S	2N
0200	Campground Ramadas, Loop C (2 each)	1995	\$148,959	\$1,013	\$1,155	3,024	C	3
0210	Restroom/Shower(s) (2)	2002	\$0	\$0	\$0			
0220	Ironwood Ramada	2004	\$0	\$0	\$0			
0230	Raven G.A. Ramada	2004	\$0	\$0	\$0			
0240	Roadrunner G.A. Ramada	2004	\$0	\$0	\$0			
0250	Quail G.A. Ramada	2004	\$0	\$0	\$0			
0260	Jackrabbit G.A. Ramada (2)	2004	\$0	\$0	\$0			
0280	Well #2 Cover	2006	\$70,490	\$74	\$117	0		0
0290	Mesquite Ramada	2006	\$13,014	\$14	\$22			
0300	Group Use "A" Ramadas (2 Each)	1995	\$55,213	\$375	\$428	800	S	2N
0310	Campground Ramada, Main Road (7)	1995	\$0	\$0	\$0			
0320	Mobile Home Residence 05-149	2005	\$97,602	\$153	\$216		D	5
0330	Mobile Home Residence 05-150	2005	\$97,602	\$153	\$216		D	5
0500	(10) Day Use Picnic Ramadas	1996	\$70,933	\$445	\$511	1,440	S	2N
0510	Sunset Vista Trailhead Ramada	1995	\$5,951	\$40	\$46	144	S	2N
<b>Location Totals:</b>		<b>32</b>	<b>\$1,911,993</b>	<b>\$17,746</b>	<b>\$19,852</b>	<b>16,457</b>		

**FY 08 Arizona Department of Administration Building System Inventory**

General Services Division

June 30, 2008

	Year	2008 Replacement Value	FY 2010 Renewal	FY 2011 Renewal	Square Feet	Classes			
						Marshall	IBC	Fire Sprklr	
<b>PB-2-002 Arizona State Parks</b>		<b>TUBAC PRESIDIO STATE HISTORIC PARK</b>							
<b>County: Santa Cruz</b>									
0010	Museum	1962	\$676,471	\$16,279	\$17,614	4,499	C	3	
0030	Office, Maintenance Shop	1920	\$82,092	\$2,147	\$2,274	1,080	D	5	
0040	School Building	1885	\$398,923	\$10,435	\$11,050	3,672	C	3	
0050	Otero Hall	1900	\$140,773	\$3,682	\$3,899	1,430	C	3	
0060	Storage Building, Tractor Shed	1910	\$32,728	\$856	\$907	300	D	5	
0070	Pole Barn	2001	\$23,810	\$87	\$106	480	D	5	
0090	Display Building, Visitor Center	1976	\$35,241	\$590	\$644	280	B	2	
0100	Rojas House	1910	\$130,798	\$3,421	\$3,623	960	D	5	
0110	Rojas Tack Room	1910	\$14,373	\$376	\$398	400	D	5	
<b>Location Totals:</b>		<b>9</b>	<b>\$1,535,209</b>	<b>\$37,873</b>	<b>\$40,515</b>	<b>13,101</b>			
<b>PB-2-003 Arizona State Parks</b>		<b>PATAGONIA LAKE STATE PARK</b>							
<b>County: Santa Cruz</b>									
0010	Contact Station	1989	\$440,189	\$4,375	\$4,877	989	C	3	
0020	Residence	1971	\$188,369	\$3,646	\$3,966	2,403	C	3	
0040	Maintenance Building	2001	\$1,030,977	\$3,775	\$4,569	6,000	S	2N	
0050	Day Use Point Restroom	1991	\$275,945	\$2,454	\$2,752	812	C	3	
0060	Restroom Marina	1991	\$289,492	\$2,575	\$2,887	638	C	3	
0080	Mobile Home Residence 03-018	2001	\$56,229	\$206	\$249	1,440	D	5	
0090	Ramadas	1971	\$123,547	\$2,391	\$2,601	4,416	S	2N	
0100	Viewing Bridge	1971	\$349,792	\$6,771	\$7,364	720	D	5	
0110	Mobile Concession Trailer 04-074	1997	\$83,964	\$483	\$558	1,344	D	5	
0120	Mobile Home Residence 02-131	1998	\$46,129	\$241	\$281	1,056	D	5	
0240	Large Ramadas (2)	1971	\$38,768	\$750	\$816	1,440	S	2N	

**FY 08 Arizona Department of Administration Building System Inventory**

General Services Division

June 30, 2008

	Year	2008 Replacement Value	FY 2010 Renewal	FY 2011 Renewal	Square Feet	Classes			
						Marshall	IBC	Fire Sprklr	
<b>PB-2-003 Arizona State Parks</b>		<b>PATAGONIA LAKE STATE PARK</b>							
<b>County: Santa Cruz</b>									
0250	Small Ramadas (13 ea)	2001	\$41,270	\$151	\$183	832	C	3	
0260	Marina Store	1971	\$68,992	\$1,335	\$1,452	640	C	3	
0270	Sonoita Creek Visitor Center	1971	\$199,454	\$3,861	\$4,199	1,489	C	3	
0280	Waste Water Plant	1989	\$683,416	\$6,793	\$7,572	448		0	
0290	Gatehouse Lift Station	1989	\$20,000	\$199	\$222				
0320	Well and Tanks	2000	\$120,000	\$502	\$598				
0340	Floating Boat House	1982	\$133,081	\$1,810	\$1,991	750	S	2N	
0370	Fish Cleaning Station	1994	\$49,219	\$360	\$409	144	S	2N	
0380	Mobile Home Residence 07-002	2006	\$91,392	\$96	\$152	1,440	D	5	
0390	Fuel Containment Wall	2006	\$0	\$0	\$0	464			
<b>Location Totals:</b>		<b>21</b>	<b>\$4,330,226</b>	<b>\$42,775</b>	<b>\$47,698</b>	<b>27,465</b>			
<b>PB-2-004 Arizona State Parks</b>		<b>FLORENCE MCFARLAND STATE PARK</b>							
<b>County: Pinal</b>									
0010	Old Court House	1878	\$432,069	\$11,302	\$11,968	5,415	C	3	
0020	Archives & Restrooms	1982	\$410,131	\$5,578	\$6,135	1,946	C	3	Y
<b>Location Totals:</b>		<b>2</b>	<b>\$842,201</b>	<b>\$16,880</b>	<b>\$18,103</b>	<b>7,361</b>			
<b>PB-2-005 Arizona State Parks</b>		<b>CATALINA MOUNTAIN STATE PARK</b>							
<b>County: Pima</b>									
0010	Contact Station	1982	\$307,631	\$4,184	\$4,602	1,161	C	3	
0020	Day Use Restroom	1982	\$113,221	\$1,540	\$1,694	802	C	3	
0030	Water System	1982	\$67,778	\$922	\$1,014	0	D	0	
0040	Regional Office Storage Building	1982	\$16,946	\$230	\$253	516	D	5	

**FY 08 Arizona Department of Administration Building System Inventory**

General Services Division

June 30, 2008

	Year	2008 Replacement Value	FY 2010 Renewal	FY 2011 Renewal	Square Feet	Classes		
						Marshall	IBC	Fire Sprklr
<b>PB-2-005 Arizona State Parks</b>		<b>CATALINA MOUNTAIN STATE PARK</b>						
<b>County: Pima</b>								
0050	Equestrian Center	1982	\$42,925	\$584	\$642	1,736	D	5
0060	Regional Office	1982	\$42,925	\$584	\$642	1,267	D	5
0080	Campground Restroom/Shower #1	1989	\$464,029	\$4,612	\$5,141	1,036	C	3
0090	Maintenance Building	1989	\$325,331	\$3,234	\$3,605	1,440	C	3
0100	Mobile Home Residence #2 03-007	2003	\$114,469	\$299	\$380	1,512	D	5
0110	Mobile Home Residence #1 02-214	1993	\$78,174	\$613	\$693	1,568	D	5
0120	Campground Restroom/Shower #2	2005	\$379,564	\$596	\$841	1,833	C	3
0130	Group Area Restroom/Shower	2005	\$379,564	\$596	\$841	1,833	C	3
0140	Pre-Fab Vault Restroom @ Trailhead	2005	\$43,379	\$68	\$96	112		
0150	Pre-Fab Giftshop @ Trailhead	2005	\$43,379	\$68	\$96	165		
0160	Pre-Fab Vault Restroom@ Equestrian Center	2005	\$54,223	\$85	\$120	112		
<b>Location Totals:</b>		<b>15</b>	<b>\$2,473,536</b>	<b>\$18,216</b>	<b>\$20,661</b>	<b>15,093</b>		
<b>PB-2-006 Arizona State Parks</b>		<b>ORACLE STATE PARK</b>						
<b>County: Pinal</b>								
0010	Original Ranch House	1905	\$202,625	\$5,300	\$5,613	2,220	D	5
0020	Main Ranch House	1929	\$1,995,421	\$52,194	\$55,273	3,266	D	5
0030	Bedroom Bldg	1920	\$37,200	\$973	\$1,030	741	D	5
0050	Ramada B (Existing Garage)	1996	\$37,924	\$238	\$273	365	D	5
0060	Storage	1920	\$4,564	\$119	\$126	144	D	5
0070	Restrooms	1996	\$229,168	\$1,439	\$1,650	224	C	3
0080	Ramada A	1996	\$286,475	\$1,798	\$2,063	640	S	2N
0090	Ramada C	1996	\$286,475	\$1,798	\$2,063	640	S	2N
0100	Maintenance Building	2005	\$20,063	\$31	\$44	600	D	5

**FY 08 Arizona Department of Administration Building System Inventory**

General Services Division

June 30, 2008

	Year	2008 Replacement Value	FY 2010 Renewal	FY 2011 Renewal	Square Feet	Classes		
						Marshall	IBC	Fire Sprklr
<b>PB-2-006 Arizona State Parks</b>		<b>ORACLE STATE PARK</b>						
<b>Location Totals:</b>		<b>9</b>	<b>\$3,099,915</b>	<b>\$63,891</b>	<b>\$68,137</b>	<b>8,840</b>		
<b>PB-2-007 Arizona State Parks</b>		<b>SAN RAFAEL STATE PARK</b>						
<b>County: Santa Cruz</b>								
0010	Ranch House	1900	\$2,969,908	\$77,683	\$82,267	10,984	D	5
0020	Staff House 1	1940	\$314,059	\$8,215	\$8,699	1,048	D	5
0030	Staff House 2	1940	\$238,958	\$6,250	\$6,619	1,330	D	5
0040	Blacksmith Shop	1900	\$205,253	\$5,369	\$5,686	1,680	D	5
0050	Barn 1	1890	\$593,982	\$15,537	\$16,453	5,510	D	5
0060	Livestock Barn 2	1900	\$504,291	\$13,191	\$13,969	4,678	D	5
<b>Location Totals:</b>		<b>6</b>	<b>\$4,826,451</b>	<b>\$126,245</b>	<b>\$133,693</b>	<b>25,230</b>		
<b>PB-3-001 Arizona State Parks</b>		<b>TOMBSTONE COURTHOUSE STATE PARK</b>						
<b>County: Cochise</b>								
0010	Courthouse Museum	1882	\$1,953,586	\$51,100	\$54,115	12,073	C	3
0020	Adobe Law Offices	1900	\$246,106	\$6,437	\$6,817	960	C	3
0030	Water Wagon Ramada	2008	\$13,500	\$0	\$7	800		
<b>Location Totals:</b>		<b>3</b>	<b>\$2,213,192</b>	<b>\$57,537</b>	<b>\$60,939</b>	<b>13,833</b>		
<b>PB-3-002 Arizona State Parks</b>		<b>ROPER LAKE STATE PARK</b>						
<b>County: Graham</b>								
0020	Restroom "A"	1969	\$29,194	\$596	\$647	200	C	3
0030	Ramadas (2)	1977	\$28,296	\$459	\$502	543	D	5
0040	Residence #2 (Modular Home)	2002	\$85,000	\$267	\$330			
0070	Residence #1 (Mobile Home)	1978	\$10,414	\$163	\$179	960	D	5

**FY 08 Arizona Department of Administration Building System Inventory**

General Services Division

June 30, 2008

	Year	2008 Replacement Value	FY 2010 Renewal	FY 2011 Renewal	Square Feet	Classes			
						Marshall	IBC	Fire Sprklr	
<b>PB-3-002 Arizona State Parks</b>		<b>ROPER LAKE STATE PARK</b>							
<b>County: Graham</b>									
0090	Ramadas - 6 @ 247 SQ FT	1992	\$57,834	\$484	\$545	1,281	C	5	
0110	Shop	1950	\$72,520	\$1,897	\$2,009	1,152	C	3	
0120	Restroom "B"	1992	\$330,189	\$2,764	\$3,110	1,176	C	3	
0140	Ramadas - 23 @247 SQ FT	1992	\$147,662	\$1,236	\$1,391	5,781	C	5	
0150	Ramadas (7 Units)	1969	\$17,110	\$349	\$379	840	S	2N	
0160	Restroom - Island	1973	\$12,074	\$221	\$241	119	C	3	
0200	Restroom "C"	1977	\$337,468	\$5,473	\$5,983	832	D	5	
0220	Pumphouse	1978	\$1,331	\$21	\$23	80	S	2N	
0240	Group Ramada - Island	1985	\$49,046	\$590	\$652	743	D	5	
0250	Group Ramada - Gila C.G.	1986	\$49,046	\$564	\$625	743	D	5	
0260	Storage-Fish Ponds	1987	\$4,431	\$49	\$54	100	D	5	
0270	Storage-Shop	1989	\$3,102	\$31	\$34	160	D	5	
0280	Hot Springs Restroom	1991	\$3,720	\$33	\$37	100	D	5	
0290	Shower Bldg-Hacienda C.G.	1989	\$349,849	\$3,477	\$3,876	1,053	C	3	
0300	Residence #1	2002	\$85,000	\$267	\$330				
0300	Equipment Storage Building-(Fish Pond)	1998	\$6,159	\$32	\$38	800	S	2N	
0310	Equipment Storage-(Shop)	1998	\$6,159	\$32	\$38	800	S	2N	
0320	Visitor Center	2002	\$1,002,838	\$3,148	\$3,889	3,000			
0330	Pumphouse w/ Well	2003	\$28,425	\$74	\$94				
0340	Ramada, East Mesa	2002	\$16,603	\$52	\$64	240			
0350	Fish Dock & Ramp	2001	\$75,000	\$275	\$332				
0360	Gila Cabins 3-reg & 1-ADA		\$0						
0370	Mobile Home Residence 99-401	1993	\$75,913	\$596	\$673	1,680	D	5	
0380	Mobile Home Residence 04-020	2004	\$75,913	\$159	\$210	1,680	D	5	

**FY 08 Arizona Department of Administration Building System Inventory**

General Services Division

June 30, 2008

	Year	2008 Replacement Value	FY 2010 Renewal	FY 2011 Renewal	Square Feet	Classes			
						Marshall	IBC	Fire Sprklr	
<b>PB-3-002 Arizona State Parks</b>		<b>ROPER LAKE STATE PARK</b>							
<b>County: Graham</b>									
0390	Ramadas Island (10)	2005	\$27,112	\$43	\$60				
0400	Gila Cabins 4 Reg	2003	\$108,447	\$284	\$360				
0410	Gila Cabins 4 Reg	2006	\$119,291	\$125	\$198				
	<b>Location Totals:</b>	<b>31</b>	<b>\$3,215,146</b>	<b>\$23,759</b>	<b>\$26,902</b>	<b>24,063</b>			
<b>PB-3-003 Arizona State Parks</b>		<b>DANKWORTH LAKE STATE PARK</b>							
<b>County: Graham</b>									
0240	Restrooms & Maintenance Shop	1982	\$92,507	\$1,258	\$1,384	810	D	5	
0260	Ramadas (6)	1982	\$46,909	\$638	\$702	840	D	5	
0280	Dock and Ramp	1989	\$33,887	\$337	\$375	336		0	
0290	Equipment Canopy	1999	\$37,357	\$176	\$207	800	S	2N	
0300	Contact Station	2002	\$35,000	\$110	\$136				
0310	Mobile Trailer Office 00-339-70,000	1978	\$0	\$0	\$0	720			
	<b>Location Totals:</b>	<b>6</b>	<b>\$245,660</b>	<b>\$2,519</b>	<b>\$2,804</b>	<b>3,506</b>			
<b>PB-3-004 Arizona State Parks</b>		<b>KARTCHNER CAVERNS STATE PARK</b>							
<b>County: Cochise</b>									
0010	Discovery Center	1997	\$6,752,331	\$38,856	\$44,890	29,756	C	3	Y
0020	Residence 1	1996	\$471,408	\$2,959	\$3,395	1,858	D	5	Y
0030	Residence 2	1996	\$471,792	\$2,962	\$3,398	1,858	D	5	Y
0040	East Shower Facility	1996	\$387,772	\$2,434	\$2,793	1,100	D	5	
0050	West Shower Facility	1996	\$387,772	\$2,434	\$2,793	1,100	D	5	
0060	Visitor Contact Station	1996	\$272,395	\$1,710	\$1,962	420	D	5	
0070	Maintenance Building	1996	\$245,156	\$1,539	\$1,766	2,184	C	3	

**FY 08 Arizona Department of Administration Building System Inventory**

General Services Division

June 30, 2008

	Year	2008 Replacement Value	FY 2010 Renewal	FY 2011 Renewal	Square Feet	Classes			
						Marshall	IBC	Fire Sprklr	
<b>PB-3-004 Arizona State Parks</b>		<b>KARTCHNER CAVERNS STATE PARK</b>							
<b>County: Cochise</b>									
0080	Dormitory	1996	\$384,406	\$2,413	\$2,769	1,827	D	5	Y
0090	Trailhead Restroom	1996	\$11,562	\$73	\$83	205	C	3	
0100	Waste Water Treatment Plant	1997	\$436,263	\$2,510	\$2,900		C	0	
0110	Bus Waiting Canopy	1996	\$38,353	\$241	\$276	1,248	S	2N	
0120	Picnic Ramadas (6 each)	1998	\$30,683	\$161	\$187	600	S	2N	
0130	Maintenance Vehicle Canopy	1998	\$11,158	\$58	\$68	1,200	S	2N	
0140	Mobile Office Trailer 99-0350	1987	\$38,630	\$424	\$471	864	D	5	
0150	Tram Charging Station	1999	\$444,344	\$2,092	\$2,462	3,600	S	2N	
0160	Large Ramadas (3 each)	2000	\$269,262	\$1,127	\$1,343	5,400	S	2N	
	<b>Location Totals:</b>	<b>16</b>	<b>\$10,653,287</b>	<b>\$61,994</b>	<b>\$71,554</b>	<b>53,220</b>			
<b>PB-4-001 Arizona State Parks</b>		<b>HOMOLOVI RUINS STATE PARK</b>							
<b>County: Navajo</b>									
0010	Visitor Center	1989	\$1,096,064	\$10,894	\$12,144	1,760	D	5	N
0020	Restroom	1992	\$410,174	\$3,433	\$3,863	800	D	5	N
0030	Water System and Building	1993	\$465,641	\$3,654	\$4,127	388	C	3	N
0040	Contact Station	1992	\$15,863	\$133	\$149	128	D	5	N
0070	Mobile Home Residence 03-122	1988	\$39,019	\$408	\$454	1,088	D	5	N
0080	Mobile Home Residence 03-123	2000	\$88,314	\$370	\$440	1,456	D	5	N
0090	Mobile Home Residence 05-147	2000	\$34,731	\$145	\$173	1,456	D	5	N
0100	Mobile Home Residence 05-148	2005	\$0	\$0	\$0	1,456	D	5	N
0110	Audio Visual Library 85-040	1959	\$0	\$0	\$0	196			N
0120	Trailer Shop	1955	\$0	\$0	\$0	500			N
0130	Tractor Shelter - Barn	1993	\$1,301	\$10	\$12	324			N

**FY 08 Arizona Department of Administration Building System Inventory**

General Services Division

June 30, 2008

	Year	2008 Replacement Value	FY 2010 Renewal	FY 2011 Renewal	Square Feet	Classes			
						Marshall	IBC	Fire Sprklr	
<b>PB-4-001 Arizona State Parks</b>		<b>HOMOLOVI RUINS STATE PARK</b>							
<b>County: Navajo</b>									
0140	Water Tank	1993	\$0	\$0	\$0		C	0	N
0150	Ramada Gap	1995	\$0	\$0	\$0	100			N
0160	Ramada Kitty Cat Butte	1995	\$0	\$0	\$0	100			N
0170	Ramada Homolavi I	1995	\$0	\$0	\$0	100			N
0180	Ramada Homolavi II	1995	\$0	\$0	\$0	100			N
0190	Trailer House	1998	\$34,731	\$182	\$212	960			N
<b>Location Totals:</b>		<b>17</b>	<b>\$2,185,839</b>	<b>\$19,229</b>	<b>\$21,575</b>	<b>10,912</b>			
<b>PB-5-001 Arizona State Parks</b>		<b>FLAGSTAFF RIORDAN MANSION STATE PARK</b>							
<b>County: Coconino</b>									
0010	Museum (House)	1904	\$3,016,824	\$78,911	\$83,566	15,778	D	5	Y
0020	Public Restroom/Visitor Center	1982	\$364,435	\$4,957	\$5,451	1,906	D	5	Y
0030	Gate House Cabin	1904	\$131,163	\$3,431	\$3,633	686	D	5	
0040	Garage	1982	\$9,926	\$135	\$148	576	D	5	
<b>Location Totals:</b>		<b>4</b>	<b>\$3,522,349</b>	<b>\$87,433</b>	<b>\$92,799</b>	<b>18,946</b>			
<b>PB-5-002 Arizona State Parks</b>		<b>SLIDE ROCK STATE PARK</b>							
<b>County: Coconino</b>									
0010	Entrance House	1927	\$256,359	\$6,706	\$7,101	775	D	5	
0020	Bunkhouse No 1 North	1933	\$31,599	\$827	\$875	433	D	5	
0030	Bunkhouse No 2 Middle	1933	\$45,345	\$1,186	\$1,256	621	D	5	
0040	Bunkhouse No 3 South	1933	\$28,296	\$740	\$784	388	D	5	
0050	Homestead House	1927	\$293,899	\$7,687	\$8,141	4,026	D	5	
0060	Packing Shed	1927	\$410,174	\$10,729	\$11,362	6,696	D	5	

**FY 08 Arizona Department of Administration Building System Inventory**

General Services Division

June 30, 2008

		Year	2008 Replacement Value	FY 2010 Renewal	FY 2011 Renewal	Square Feet	Classes		
							Marshall	IBC	Fire Sprklr
<b>PB-5-002 Arizona State Parks</b>		<b>SLIDE ROCK STATE PARK</b>							
<b>County: Coconino</b>									
0080	Restroom	1988	\$512,719	\$5,364	\$5,965	1,100	D	5	
0090	Pump House	1989	\$166,121	\$1,651	\$1,841	200	D	5	
0110	Maintenance Garage	1991	\$23,391	\$208	\$233	528	D	5	
0120	Maintenance Storage	1991	\$2,054	\$18	\$20	96	D	5	
0130	Flammable Storage	1991	\$1,026	\$9	\$10	30	D	5	
0140	Ramada "A"	1994	\$84,376	\$618	\$701	1,035	C	3	
0150	Ramada "B"	1994	\$84,376	\$618	\$701	1,035	C	3	
0160	Water Treatment Shed	1996	\$48,052	\$302	\$346	121	D	5	
<b>Location Totals:</b>		<b>14</b>	<b>\$1,987,787</b>	<b>\$36,663</b>	<b>\$39,337</b>	<b>17,084</b>			
<b>PB-6-001 Arizona State Parks</b>		<b>JEROME STATE HISTORIC PARK</b>							
<b>County: Yavapai</b>									
0010	Douglas Mansion	1916	\$1,859,206	\$48,631	\$51,500	9,990	C	3	Y
0020	Carriage House	1916	\$276,017	\$7,220	\$7,646	2,869	C	3	Y
0100	Water Tank (15k Gal)	1989	\$81,110	\$806	\$899	0	S	0	
<b>Location Totals:</b>		<b>3</b>	<b>\$2,216,334</b>	<b>\$56,657</b>	<b>\$60,045</b>	<b>12,859</b>			
<b>PB-6-002 Arizona State Parks</b>		<b>CATTAIL COVE STATE PARK</b>							
<b>County: Mohave</b>									
0020	Managers Residence	2001	\$74,649	\$273	\$331	1,404			
0030	Asistant Managers Residence	2001	\$74,649	\$273	\$331	1,404			
0040	Maintenance Shop	1972	\$512,719	\$9,656	\$10,510	1,648	C	3	
0050	Pump Enclosure	1970	\$4,017	\$80	\$87	21	C	3	
0060	Sewage System	1993	\$24,157	\$190	\$214	0		0	

**FY 08 Arizona Department of Administration Building System Inventory**

General Services Division

June 30, 2008

	Year	2008 Replacement Value	FY 2010 Renewal	FY 2011 Renewal	Square Feet	Classes			
						Marshall	IBC	Fire Sprklr	
<b>PB-6-002 Arizona State Parks</b>		<b>CATTAIL COVE STATE PARK</b>							
<b>County: Mohave</b>									
0070	Water Treatment/Tank	1994	\$283,928	\$2,079	\$2,359	264	C	3	
0080	Visitor Contact Station & Shop	1998	\$1,106,467	\$5,788	\$6,743	1,512	C	3	
0090	Fish Cleaning Station	1995	\$316,136	\$2,150	\$2,452	1,165	D	5	
0110	Well House	1993	\$8,048	\$63	\$71	100	C	3	
0120	Water Storage Tank	1993	\$64,711	\$508	\$574	0		0	
0130	Boat Camp Imprv (Ramadas/RRms)	1994	\$876,254	\$6,418	\$7,282	0	S	2N	
0140	Mobile Home Residence #2 02-050	2002	\$0	\$0	\$0	1,680	D	5	
0150	Mobile Home Residence #3 02-051	2002	\$0	\$0	\$0	1,680	D	5	
0190	Mobile Home Residence		\$0				D	5	
0200	Mobile Home Residence		\$0				D	5	
1600	Restroom & Shower Building #1	1995	\$369,798	\$2,515	\$2,868	960	C	3	
1700	Restroom & Shower Building #2	1995	\$369,798	\$2,515	\$2,868	960	C	3	
1800	Mobile Home Residence #1 99-400	1987	\$39,794	\$437	\$485	1,320	D	5	
	<b>Location Totals:</b>	<b>18</b>	<b>\$4,125,126</b>	<b>\$32,945</b>	<b>\$37,175</b>	<b>14,118</b>			
<b>PB-6-004 Arizona State Parks</b>		<b>FORT VERDE STATE HISTORIC PARK</b>							
<b>County: Yavapai</b>									
0010	Museum	1871	\$405,471	\$10,606	\$11,232	4,024	C	3	Y
0020	Commanding Officers Quarters	1871	\$255,871	\$6,693	\$7,088	3,900	C	3	Y
0030	Officers Quarters	1871	\$277,529	\$7,259	\$7,688	2,628	C	3	Y
0060	Surgeons Quarters	1871	\$410,174	\$10,729	\$11,362	2,999	C	3	Y
0080	Restroom	1990	\$409,119	\$3,852	\$4,306	900	D	5	
0090	Wagon Shed	1995	\$8,005	\$54	\$62	400	D	5	
0100	Shop Building	1992	\$73,181	\$613	\$689	1,080	D	5	

**FY 08 Arizona Department of Administration Building System Inventory**

General Services Division

June 30, 2008

	Year	2008 Replacement Value	FY 2010 Renewal	FY 2011 Renewal	Square Feet	Classes		
						Marshall	IBC	Fire Sprklr
<b>PB-6-004 Arizona State Parks</b>		<b>FORT VERDE STATE HISTORIC PARK</b>						
<b>County: Yavapai</b>								
0110	Storage Building	1994	\$1,097	\$8	\$9	60	D	5
0120	Well House & Well	1994	\$8,298	\$61	\$69	60	D	5
0130	Privy	1994	\$1,612	\$12	\$13	60	D	5
0140	Portable Corral	1990	\$0	\$0	\$0	256	D	5
<b>Location Totals:</b>		<b>11</b>	<b>\$1,850,359</b>	<b>\$39,887</b>	<b>\$42,518</b>	<b>16,367</b>		
<b>PB-6-005 Arizona State Parks</b>		<b>DEAD HORSE RANCH STATE PARK</b>						
<b>County: Yavapai</b>								
0010	Residence & Garage	1952	\$236,216	\$6,179	\$6,543	3,154	D	5
0020	Pump House	2005	\$16,267	\$26	\$36	264	C	3
0030	Well House	1976	\$1,492	\$25	\$27	36	D	5
0040	Maintenance Building	1985	\$52,482	\$631	\$698	1,056	C	3
0050	Equipment Shed	1985	\$33,730	\$406	\$448	1,300	D	5
0060	Fish Cleaning Station	2004	\$37,956	\$79	\$105	256	C	3
0070	Restroom	2006	\$298,229	\$312	\$496	780	C	3
0080	Restroom	2006	\$298,229	\$312	\$496	780	C	3
0120	Contact Station	1997	\$505,689	\$2,910	\$3,362	1,002	C	3
0130	Restroom and Showers #1	1976	\$251,842	\$4,216	\$4,604	439	C	3
0140	Ramada	1976	\$90,653	\$1,518	\$1,657	642	C	3
0150	Restroom and Showers #2	1976	\$297,179	\$4,975	\$5,433	946	C	3
0160	Maintenance Building	1976	\$246,803	\$4,132	\$4,512	2,318	C	3
0170	Restroom and Showers	2006	\$488,011	\$511	\$811	1,066	C	3
0180	Restroom and Showers	2006	\$488,011	\$511	\$811	1,066	C	3
0200	Ramada	1986	\$20,333	\$234	\$259	1,035	C	3

**FY 08 Arizona Department of Administration Building System Inventory**

General Services Division

June 30, 2008

	Year	2008 Replacement Value	FY 2010 Renewal	FY 2011 Renewal	Square Feet	Classes		
						Marshall	IBC	Fire Sprklr
<b>PB-6-005 Arizona State Parks</b>		<b>DEAD HORSE RANCH STATE PARK</b>						
<b>County: Yavapai</b>								
0210	Restroom and Showers #3	1989	\$266,614	\$2,650	\$2,954	960	C	3
0220	Ramada	1995	\$59,828	\$407	\$464	608	C	3
0230	Ramada	1995	\$59,828	\$407	\$464	608	C	3
0240	Restroom #1	1995	\$212,604	\$1,446	\$1,649	608	C	3
0250	Mobile Home Residence 98-551	1995	\$66,713	\$454	\$517	1,326	D	5
0260	Mobile Home Residence 02-090	1999	\$146,946	\$692	\$814	1,568	D	5
0270	Ramada	2004	\$13,014	\$27	\$36	256	C	3
0280	Ramada	2004	\$13,014	\$27	\$36	256	C	3
0290	Ramada	2004	\$13,014	\$27	\$36	256	C	3
0300	Ramada	2004	\$13,014	\$27	\$36	256	C	3
0310	Ramada	2004	\$13,014	\$27	\$36	256	C	3
0320	Ramada	2004	\$13,014	\$27	\$36	256	C	3
0330	Ramada	2004	\$16,267	\$34	\$45	576	C	3
0340	Ramada	2004	\$16,267	\$34	\$45	576	C	3
0350	Ramada	2004	\$16,267	\$34	\$45	576	C	3
0360	Cabin	2006	\$22,774	\$24	\$38	192	C	3
0370	Cabin	2006	\$22,774	\$24	\$38	192	C	3
0380	Cabin	2006	\$22,774	\$24	\$38	192	C	3
0390	Cabin	2006	\$22,774	\$24	\$38	192	C	3
0400	Cabin	2006	\$22,774	\$24	\$38	192	C	3
0410	Cabin	2006	\$22,774	\$24	\$38	192	C	3
0420	Cabin	2006	\$22,774	\$24	\$38	192	C	3
0430	Cabin	2006	\$22,774	\$24	\$38	192	C	3
<b>Location Totals:</b>		<b>39</b>	<b>\$4,484,727</b>	<b>\$33,486</b>	<b>\$37,816</b>	<b>26,618</b>		

**FY 08 Arizona Department of Administration Building System Inventory**

General Services Division

June 30, 2008

	Year	2008 Replacement Value	FY 2010 Renewal	FY 2011 Renewal	Square Feet	Classes		Fire Sprklr
						Marshall	IBC	
<b>PB-6-006 Arizona State Parks</b>		<b>LAKE HAVASU STATE PARK - WINDSOR BEACH</b>						
<b>County: Mohave</b>								
0010	Contact Station	1976	\$205,087	\$3,433	\$3,749	247	C	3
0020	Restrooms 20	1973	\$307,631	\$5,633	\$6,135	280	C	3
0030	Restrooms 30	1974	\$307,631	\$5,472	\$5,965	280	C	3
0040	Restrooms 40	1974	\$307,631	\$5,472	\$5,965	280	C	3
0050	Fish Weighing Ramada	1993	\$2,919	\$23	\$26	144	S	2N
0070	Restrooms 70	1974	\$307,631	\$5,472	\$5,965	290	C	3
0080	New Contact Station	1999	\$577,435	\$2,719	\$3,199	1,216	C	3
0090	Storage Building	1999	\$32,488	\$153	\$180	182	C	3
0110	Restroom/Shower Bldg.	1986	\$410,174	\$4,721	\$5,226	840	C	3
0120	Ramada	1987	\$56,482	\$621	\$688	1,380	C	3
0130	Mobile Home Residence 03-005	1999	\$54,082	\$255	\$300	924		5
0160	Fish Cleaning Station	1993	\$52,291	\$410	\$464	144	S	2N
0170	Mobile Home Residence 98-542	1988	\$116,222	\$1,216	\$1,352	1,848	D	5
0180	Park Maintenance Facility	1974	\$697,114	\$12,399	\$13,517	4,802	c	3
0190	Personnel Watercraft Facility	1999	\$449,169	\$2,115	\$2,488	2,304	c	3
0200	Water Craft/Restroom Building	1999	\$229,436	\$1,080	\$1,271	704	C	3
0210	Large Ramada	1987	\$69,903	\$768	\$852	1,380	C	3
0220	New Maintenance Facility	1977	\$543,556	\$8,815	\$9,636	5,800	C	3
0230	Mobile Home Residence 03-004	1988	\$39,019	\$408	\$454	1,440	D	5
<b>Location Totals:</b>		<b>19</b>	<b>\$4,765,904</b>	<b>\$61,183</b>	<b>\$67,434</b>	<b>24,485</b>		

**PB-6-007 Arizona State Parks**

**County: Yavapai**

**VERDE RIVER - GREENWAY STATE PARK**

0010	Burkee Studio	1965	\$162,428	\$3,654	\$3,959	1,650	D	5
------	---------------	------	-----------	---------	---------	-------	---	---

**FY 08 Arizona Department of Administration Building System Inventory**

General Services Division

June 30, 2008

	Year	2008 Replacement Value	FY 2010 Renewal	FY 2011 Renewal	Square Feet	Classes		
						Marshall	IBC	Fire Sprklr
<b>PB-6-007 Arizona State Parks</b>		<b>VERDE RIVER - GREENWAY STATE PARK</b>						
<b>County: Yavapai</b>								
0020	Regional and Greenway Offices	1983	\$129,943	\$1,699	\$1,872	1,320	D	5
0030	Residence (VRG Cabin)	1980	\$87,889	\$1,287	\$1,412	872	D	5
0040	Residence (House at Indian Hill)	2002	\$0	\$0	\$0	1,182		
0050	Out Building (Indian Hill Ranch VRGSNA)	1952	\$0	\$0	\$0	234		
0060	Office Building (Resource IE Trailer)	2008	\$0	\$0	\$0			
0070	Well House (Volunteer Village)	2007	\$0	\$0	\$0	64		
<b>Location Totals:</b>		<b>7</b>	<b>\$380,260</b>	<b>\$6,641</b>	<b>\$7,243</b>	<b>5,322</b>		
<b>PB-6-008 Arizona State Parks</b>		<b>RED ROCK STATE PARK</b>						
<b>County: Yavapai</b>								
0010	Restroom/Shower Bldg.	1980	\$73,063	\$1,070	\$1,174	924	D	5
0020	Willow House	1960	\$71,164	\$1,787	\$1,932	900	D	5
0030	Dormitory	1960	\$237,219	\$5,957	\$6,440	3,000	D	5
0040	Maintenance Bldg	1980	\$111,832	\$1,638	\$1,797	1,650	D	5
0050	House of Apache Fire	1950	\$357,412	\$9,349	\$9,900	4,520	D	5
0070	Contact Station	1989	\$94,889	\$943	\$1,051	400	D	5
0080	Ramada	1989	\$83,725	\$832	\$928	1,260	D	5
0100	Visitors Center	1991	\$1,687,790	\$15,010	\$16,831	4,604	D	5
0110	Trail Toilet - East	1989	\$18,075	\$180	\$200	51	D	5
0130	Trail Toilet - West	1989	\$18,075	\$180	\$200	51	D	5
0150	Bridge	1989	\$338,886	\$3,368	\$3,755	1,100		0
0160	Ramadas - Visitors Center	2005	\$32,534	\$51	\$72	1,260	D	5
0170	Ramadas - Twin Cypress	2005	\$32,534	\$51	\$72	1,260	D	5
<b>Location Totals:</b>		<b>13</b>	<b>\$3,157,199</b>	<b>\$40,416</b>	<b>\$44,352</b>	<b>20,980</b>		

**FY 08 Arizona Department of Administration Building System Inventory**

General Services Division

June 30, 2008

	Year	2008 Replacement Value	FY 2010 Renewal	FY 2011 Renewal	Square Feet	Classes		
						Marshall	IBC	Fire Sprklr
<b>PB-6-009 Arizona State Parks</b>		<b>LAKE HAVASU CITY</b>						
<b>County: Mohave</b>								
0010	Water Safety Center	1994	\$1,538,157	\$11,265	\$12,782	5,336	C	3
0020	Maintenance Shop	1994	\$106,644	\$781	\$886	2,225	S	2N
0030	Boat Dock Canopy	1994	\$67,677	\$496	\$562	2,088	S	2N
0040	Floating Boat Dock	2001	\$354,153	\$1,297	\$1,570	500	S	0
	<b>Location Totals:</b>	<b>4</b>	<b>\$2,066,632</b>	<b>\$13,839</b>	<b>\$15,800</b>	<b>10,149</b>		
<b>PB-7-001 Arizona State Parks</b>		<b>LYMAN LAKE STATE PARK</b>						
<b>County: Apache</b>								
0010	Ramada	1961	\$8,048	\$198	\$214	100	C	3
0020	Storage Building	2007	\$505,000	\$264	\$560			
0030	Restroom	1961	\$71,508	\$1,758	\$1,902	500	C	3
0040	Modular Residence	1977	\$69,878	\$1,133	\$1,239	1,216	D	5
0090	Conference Center	1973	\$256,359	\$4,694	\$5,113	1,788	C	3
0120	Shop Bldg.	1972	\$86,117	\$1,622	\$1,765	168	D	5
0150	25 Ramadas	1977	\$780,727	\$12,661	\$13,841	5,380	C	3
0230	Group Ramada	1977	\$123,896	\$2,009	\$2,196	1,111	C	3
0240	Shop	1977	\$19,575	\$317	\$347	420	D	5
0250	Contact Station	1974	\$256,359	\$4,560	\$4,971	708	C	3
0260	15 Ramadas	1981	\$26,578	\$375	\$412	1,200	D	5
0270	Restroom/Shower 270	1981	\$233,985	\$3,305	\$3,630	1,226	C	3
0290	Well & Pump House	1987	\$183,451	\$2,015	\$2,236	400	C	3
0300	Restroom/Shower 300	1989	\$426,376	\$4,238	\$4,724	860	C	3
0320	Ramadas(1)	1993	\$659,638	\$5,176	\$5,847	2,816	C	3
0330	Mobile Home Residence 04-061	1987	\$0	\$0	\$0	924		

**FY 08 Arizona Department of Administration Building System Inventory**

General Services Division

June 30, 2008

	Year	2008 Replacement Value	FY 2010 Renewal	FY 2011 Renewal	Square Feet	Classes		
						Marshall	IBC	Fire Sprklr
<b>PB-7-001 Arizona State Parks</b>		<b>LYMAN LAKE STATE PARK</b>						
<b>County: Apache</b>								
0340	Ruin Ramada	1991	\$16,267	\$145	\$162	450		
0350	Ramadas (Day Use) (10)	1991	\$32,534	\$289	\$324	800		
0360	"D" Campground Restroom	1992	\$0	\$0	\$0	625		
0370	Store Building	1992	\$0	\$0	\$0	1,125		
0380	"D" Campground Ramadas (11)	1992	\$0	\$0	\$0	2,200		
0390	Mobile Home Residence 04-060	1997	\$0	\$0	\$0	1,384	D	5
0400	Store Ramada	1997	\$0	\$0	\$0	196		
0410	Precast Concrete Buildings (2)	1998	\$0	\$0	\$0	200		
0420	Day Use Restroom	2000	\$0	\$0	\$0	900		
0430	Mobile Home Residence 01-214	2000	\$0	\$0	\$0	896	D	5
0440	Cabins (4)	2003	\$0	\$0	\$0	1,152		
0450	Yurts (4)	2003	\$0	\$0	\$0	804		
0460	Cabin Restroom	2004	\$0	\$0	\$0	780		
0470	Ramadas (yurts) (4)	2004	\$32,534	\$68	\$90	200		
0480	Group Building Ramada	2005	\$8,676	\$14	\$19	196		
0490	Metal Garage (2)	2005	\$10,845	\$17	\$24	1,200		
<b>Location Totals:</b>		<b>32</b>	<b>\$3,808,348</b>	<b>\$44,860</b>	<b>\$49,616</b>	<b>31,925</b>		

**PB-7-002 Arizona State Parks**

**County: Pinal**

**LOST DUTCHMAN STATE PARK**

0010	Large Ramadas (2)	1976	\$13,981	\$234	\$256	684	S	2N
0030	Rest Rooms (2)	1976	\$146,357	\$2,450	\$2,676	1,060	C	3
0040	Ramada (Steel - 1)	2007	\$15,000	\$8	\$17	800		
0050	Maintenance Building	1979	\$15,232	\$231	\$253	550	C	3

**FY 08 Arizona Department of Administration Building System Inventory**

General Services Division

June 30, 2008

	Year	2008 Replacement Value	FY 2010 Renewal	FY 2011 Renewal	Square Feet	Classes		
						Marshall	IBC	Fire Sprklr
<b>PB-7-002 Arizona State Parks</b>		<b>LOST DUTCHMAN STATE PARK</b>						
<b>County: Pinal</b>								
0060	Contact Station	1982	\$256,359	\$3,487	\$3,835	868	C	3
0070	Restroom/Shower Building	1997	\$497,284	\$2,862	\$3,306	1,440	C	3
0100	Mobile Home Residence 03-0250	2000	\$57,544	\$241	\$287	1,904	D	5
0110	Mobile Home Residence 03-0251	1989	\$54,165	\$538	\$600	1,488	D	5
0120	Mobile Home Residence 03-0252	1989	\$42,620	\$424	\$472	1,989	D	5
<b>Location Totals:</b>		<b>9</b>	<b>\$1,098,541</b>	<b>\$10,474</b>	<b>\$11,701</b>	<b>10,783</b>		
<b>PB-7-004 Arizona State Parks</b>		<b>TONTO NATURAL BRIDGE STATE PARK</b>						
<b>County: Gila</b>								
0010	Barn	1911	\$205,087	\$5,364	\$5,681	1,512	D	5
0020	Work Shop	1927	\$21,291	\$557	\$590	900	D	5
0030	Storage Building (shed)	1910	\$1,771	\$46	\$49	96	D	5
0040	Contact Station	1991	\$5,000	\$44	\$50	120		
0060	Storage Building (ChickenCoop)	1910	\$6,202	\$162	\$172	280	C	5
0070	Storage Building (Bath House)	1910	\$11,960	\$313	\$331	288	D	5
0080	Living Quarters-Bartlett Cabin	1920	\$205,087	\$5,364	\$5,681	342	D	5
0110	Office	1910	\$78,942	\$2,065	\$2,187	792	D	5
0160	Lodge Building	1925	\$1,039,362	\$27,186	\$28,790	9,024	D	5
0200	Residence 200	1992	\$319,938	\$2,678	\$3,013	3,104	D	5
0210	Residence 210	1992	\$319,938	\$2,678	\$3,013	3,104	D	5
0220	Maintenance Shop	1995	\$39,030	\$265	\$303	576	D	5
0230	Large Ramada	1992	\$16,267	\$136	\$153	700		
0240	Small Ramadas (3)	1992	\$13,014	\$109	\$123	240		
<b>Location Totals:</b>		<b>14</b>	<b>\$2,282,888</b>	<b>\$46,969</b>	<b>\$50,136</b>	<b>21,078</b>		

**FY 08 Arizona Department of Administration Building System Inventory**

General Services Division

June 30, 2008

	Year	2008 Replacement Value	FY 2010 Renewal	FY 2011 Renewal	Square Feet	Classes		
						Marshall	IBC	Fire Sprklr
<b>PB-7-006 Arizona State Parks</b>		<b>FOOLS HOLLOW LAKE RECREATION AREA</b>						
<b>County: Navajo</b>								
0010	Maintenance Bldg	1993	\$287,123	\$2,253	\$2,545			0
	<b>Location Totals:</b>	<b>1</b>	<b>\$287,123</b>	<b>\$2,253</b>	<b>\$2,545</b>			
<b>PB-7-007 Arizona State Parks</b>		<b>BOYCE THOMPSON ARBORETUM STATE PARK</b>						
<b>County: Gila</b>								
0010	Visitor Center	1988	\$2,006,266	\$20,991	\$23,341	14,200		
0020	Smith Building	1925	\$650,681	\$17,020	\$18,024	6,185		
0030	Guest House	1925	\$149,657	\$3,915	\$4,146	1,380		
0040	Crider House	1925	\$249,428	\$6,524	\$6,909	2,800		
0050	Gibson House	1925	\$162,670	\$4,255	\$4,506	1,240		
0060	Maintenance Shop	2003	\$433,787	\$1,135	\$1,442	3,690		
0070	Greenhouses (3)	1992	\$108,447	\$908	\$1,021	3,375		
0080	Laundry House	1998	\$32,534	\$170	\$198	500		
0090	Hill House	1967	\$303,651	\$6,513	\$7,065	4,000		
0100	Children's Ramada	2002	\$43,379	\$136	\$168	1,225		
0110	Australian Pavilian	2002	\$21,689	\$68	\$84	620		
0120	Pump House	1925	\$2,169	\$57	\$60	150		
0130	Qincho Ramada	2003	\$10,845	\$28	\$36	300		
0140	Wool Shed	2001	\$16,267	\$60	\$72	560		
0150	Demo Garden Ramada	1995	\$16,267	\$111	\$126	485		
0160	City Water Pump House	2005	\$2,169	\$3	\$5	65		
0170	CC Cabin	1940	\$3,253	\$85	\$90	200		
0180	Tool Crib	1976	\$162,670	\$2,723	\$2,974	1,500		
0190	Clevenger House	1900	\$32,534	\$851	\$901	311		

**FY 08 Arizona Department of Administration Building System Inventory**

General Services Division

June 30, 2008

	Year	2008 Replacement Value	FY 2010 Renewal	FY 2011 Renewal	Square Feet	Classes		
						Marshall	IBC	Fire Sprklr
<b>PB-7-007 Arizona State Parks</b>		<b>BOYCE THOMPSON ARBORETUM STATE PARK</b>						
<b>County: Gila</b>								
0200	Ramadas (5)	1980	\$65,068	\$953	\$1,045	600		
0210	Children's Garden	2005	\$189,782	\$298	\$421	21,480		
<b>Location Totals:</b>		<b>21</b>	<b>\$4,663,212</b>	<b>\$66,803</b>	<b>\$72,635</b>	<b>64,866</b>		
<b>Agency Totals:</b>		<b>467</b>	<b>\$88,372,549</b>	<b>\$1,257,440</b>	<b>\$1,366,784</b>	<b>598,841</b>		

**FY 08 Arizona Department of Administration Building System Inventory**

General Services Division

June 30, 2008

		Year	2008 Replacement Value	FY 2010 Renewal	FY 2011 Renewal	Square Feet	Classes		
							Marshall	IBC	Fire Sprklr
<b>PH-6-001 Pioneers Home</b>		<b>PRESCOTT</b>							
<b>County: Yavapai</b>									
0010	Main Building	1911	\$9,270,392	\$242,484	\$256,791	58,564	C	3	Y
0020	Residence	1953	\$215,341	\$5,633	\$5,965	1,741	D	5	
0030	Garage 30	1953	\$33,772	\$883	\$935	528	D	5	
0040	Generator Building	1953	\$10,563	\$276	\$293	237	C	3	
0060	Walk-In Freezer	1981	\$44,694	\$631	\$693	300	D	5	
0070	Ramada	1995	\$7,908	\$54	\$61	450	D	5	
0080	Garage 80	1994	\$10,863	\$80	\$90	360	D	5	
0090	Carport and Storage	1995	\$16,292	\$111	\$126	540	D	5	
0100	Storage Barn	2000	\$46,318	\$194	\$231	1,600	D	5	
0110	Cemetary Storage Building	1996	\$5,952	\$37	\$43	120	D	5	
<b>Location Totals:</b>		<b>10</b>	<b>\$9,662,096</b>	<b>\$250,383</b>	<b>\$265,229</b>	<b>64,440</b>			
<b>Agency Totals:</b>		<b>10</b>	<b>\$9,662,096</b>	<b>\$250,383</b>	<b>\$265,229</b>	<b>64,440</b>			

**FY 08 Arizona Department of Administration Building System Inventory**

General Services Division

June 30, 2008

	Year	2008 Replacement Value	FY 2010 Renewal	FY 2011 Renewal	Square Feet	Classes			
						Marshall	IBC	Fire Sprklr	
<b>SH-6-001 Prescott Historical Society</b>									
<b>County: Yavapai</b>									
<b>Sharlot Hall Museum Complex</b>									
0010	Governors Mansion	1864	\$854,149	\$22,342	\$23,660	3,990	D	5	
0020	Sharlot Hall	1934	\$962,798	\$25,184	\$26,670	5,058	D	5	
0030	Ranch House	1934	\$95,692	\$2,503	\$2,651	540	D	5	
0040	Fort Misery	1864	\$80,576	\$2,108	\$2,232	400	D	5	
0050	Old Shop	1945	\$125,913	\$3,293	\$3,488	2,843	D	5	
0070	School House	1962	\$37,763	\$909	\$983	216	D	5	
0080	Windmill and Tower	1871	\$11,062	\$289	\$306	0		0	
0090	Grounds Storage	1991	\$6,382	\$57	\$64	192	D	5	
0120	Transportation Bldg	1935	\$241,768	\$6,324	\$6,697	2,760	C	3	
0140	Fremont House	1877	\$230,357	\$6,025	\$6,381	1,607	D	5	
0150	Bashford House	1877	\$553,737	\$14,484	\$15,339	2,780	D	5	
0180	Museum Center	1978	\$4,566,523	\$71,668	\$78,426	20,078	C	3	P
0190	Gazebo	1983	\$9,964	\$130	\$144	110	D	5	
0200	Foundry-(Kline)	1915	\$495,318	\$12,956	\$13,720	3,402	C	3	
0210	Green House Residence (Kline)	1908	\$187,270	\$4,898	\$5,187	1,286	D	5	
0220	Yellow House Residence (Kline)	1925	\$117,954	\$3,085	\$3,267	810	D	5	
0230	Summit House	1905	\$113,550	\$2,970	\$3,145	1,264	D	5	
0240	Summit Garage	1935	\$25,153	\$658	\$697	384	D	5	
0250	Santa Fe Building	1930	\$26,950	\$705	\$747	600	D	5	
<b>Location Totals:</b>		<b>19</b>	<b>\$8,742,880</b>	<b>\$180,588</b>	<b>\$193,803</b>	<b>48,320</b>			
<b>Agency Totals:</b>		<b>19</b>	<b>\$8,742,880</b>	<b>\$180,588</b>	<b>\$193,803</b>	<b>48,320</b>			

**FY 08 Arizona Department of Administration Building System Inventory**

General Services Division

June 30, 2008

	Year	2008 Replacement Value	FY 2010 Renewal	FY 2011 Renewal	Square Feet	Classes		
						Marshall	IBC	Fire Sprklr
<b>TO-4-001 AZ Office of Tourism</b>		<b>Tourist Welcome Centers</b>						
<b>County: Apache</b>								
0010	Painted Cliff Welcome Center	1994	\$717,810	\$5,257	\$5,965	3,058	B	2
<b>Location Totals:</b>		<b>1</b>	<b>\$717,810</b>	<b>\$5,257</b>	<b>\$5,965</b>	<b>3,058</b>		
<b>Agency Totals:</b>		<b>1</b>	<b>\$717,810</b>	<b>\$5,257</b>	<b>\$5,965</b>	<b>3,058</b>		

**FY 08 Arizona Department of Administration Building System Inventory**

General Services Division

June 30, 2008

		Year	2008 Replacement Value	FY 2010 Renewal	FY 2011 Renewal	Square Feet	Classes		
							Marshall	IBC	Fire Sprklr
<b>VA-1-001 Department of Veterans Services</b>		<b>PHOENIX</b>							
<b>County: Maricopa</b>									
0010	Long Term Care Facility	1995	\$23,587,088	\$160,411	\$182,942	104,000	A	1	Y
<b>Location Totals:</b>		<b>1</b>	<b>\$23,587,088</b>	<b>\$160,411</b>	<b>\$182,942</b>	<b>104,000</b>			
<b>VA-3-001 Department of Veterans Services</b>		<b>SOUTHERN ARIZONA VETERANS CEMETARY</b>							
<b>County: Cochise</b>									
0010	Administration Building	2002	\$1,548,399	\$4,860	\$6,005	2,923	C	3	
0020	Commital Services Shelter	2002	\$693,944	\$2,178	\$2,691	772	C	3	
0030	Maintenance Building	2002	\$1,280,109	\$4,018	\$4,964	3,005	C	3	
0040	Columbarium	2002	\$1,385,314	\$4,348	\$5,372	2,600	C	3	
0050	Cemetery (2853 Plots)	2002	\$5,040,248	\$15,820	\$19,546	70,509	D	0	
0060	Fuel Tank Storage	2002	\$78,683	\$247	\$305	0	S	0	
0070	Water System	2002	\$209,377	\$657	\$812	0	S	0	
0080	Assembly Area	2002	\$621,478	\$1,951	\$2,410	0	S	0	
0100	Perimeter Fencing	2002	\$397,801	\$1,249	\$1,543	0	S	0	
0110	Flag Pole Monument	2002	\$105,414	\$331	\$409	77,036	S	0	
<b>Location Totals:</b>		<b>10</b>	<b>\$11,360,767</b>	<b>\$35,659</b>	<b>\$44,057</b>	<b>156,845</b>			
<b>Agency Totals:</b>		<b>11</b>	<b>\$34,947,855</b>	<b>\$196,070</b>	<b>\$226,999</b>	<b>260,845</b>			