



# Peoria Police Department

## 2015 Annual Report

# PEORIA POLICE DEPARTMENT

## OUR VISION:

Building a safer community through excellent service and community partnerships.

## OUR MISSION:

The Peoria Police Department is committed to partnering with the community to ensure a high quality of life and safety, maintaining community trust, and preserving life and property.

## PEORIA'S CORE VALUES:

- P Professional** - Continually reviewing my own behavior and questioning whether what I do is consistent with the City's and my profession's values. Maintaining the highest levels of confidentiality.
- E Ethical** - Being honest and objective in performing my duties and deciding all matters on the merits, free from improper influences. Being guided by principle and conscience and the desire to do the "right thing".
- O Open** - Communicating truthfully and completely with others, supporting diversity and treating others with respect. Participating positively in the community.
- R Responsive** - Responding to all internal and external customers in a prompt, efficient, friendly and patient manner.
- I Innovative** - Seeking out opportunities to contribute to the daily and future work of the City in ways that are new and creative.
- A Accountable** - Observing both the letter and the spirit of laws and rules. Engaging only in appropriate personal and professional conduct in all matters involving City transactions and interactions with coworkers, residents, visitors, and businesses.

# A MESSAGE FROM CHIEF OF POLICE ROY W. MINTER, JR.



*It is with respect that I offer to you and the community the Peoria Police Department's 2015 Annual Report. The report highlights the activities and dedicated efforts of the officers and staff of the department throughout the past year.*

*During the year, the department underwent an extensive review of its policies, procedures and day-to-day operations by a team of outside police executives. As a result, the department was re-accredited, earning the gold standard by the Commission on Accreditation for Law Enforcement Agencies (CALEA), an international non-profit organization created to ensure that law enforcement agencies maintain the highest standards.*

*I extend our appreciation and thanks to our many partners at the City of Peoria who supported our efforts in 2015: our Mayor and City Council members, City Manager and staff and the many City employees who work side-by-side with us daily. It is because of their dedication and professionalism that we are able to provide excellent service to the citizens of the City of Peoria.*

*I am proud to serve this city and this department, and I genuinely appreciate the support and interest in the police department expressed by community members each day. You can be assured that the members of the Peoria Police Department will continue to work diligently to ensure a safe and secure city for all those who live, work, visit, or conduct business here. The commitment and dedication of the members of the Peoria Police Department are what make this a top notch agency and I extend my thanks to each and every member.*

# PEORIA POLICE DEPARTMENT COMMAND STAFF



**Roy Minter**  
CHIEF OF POLICE



**Jay Davies**  
DEPUTY DIRECTOR



**Benny Piña**  
DEPUTY CHIEF



**Marcel Spaulding**  
DEPUTY CHIEF



**Douglas Steele**  
COMMANDER - SOUTH PRECINCT



**Jason Christofferson**  
COMMANDER - OPERATIONS SUPPORT



**Bruce Walls**  
COMMANDER - NORTH PRECINCT



**Lt. Charles Bezio**  
PERSONNEL & TRAINING



**Mgr. Teresa Corless**  
ADMINISTRATIVE SERVICES



**Lt. Steve Hadley**  
PATROL - NORTH



**Lt. Jonathan Kemp**  
PATROL - SOUTH



**Lt. Greg Larson**  
SPECIAL ENFORCEMENT



**Lt. Lisa Mendoza**  
PATROL - SOUTH



**Lt. Kevin Moran**  
CRIMINAL INVESTIGATIONS



**Lt. Bob Pottenger**  
PATROL NORTH



**Lt. Leah Ray**  
PATROL - NORTH



**Mgr. Anjenette Reimer**  
COMMUNICATIONS

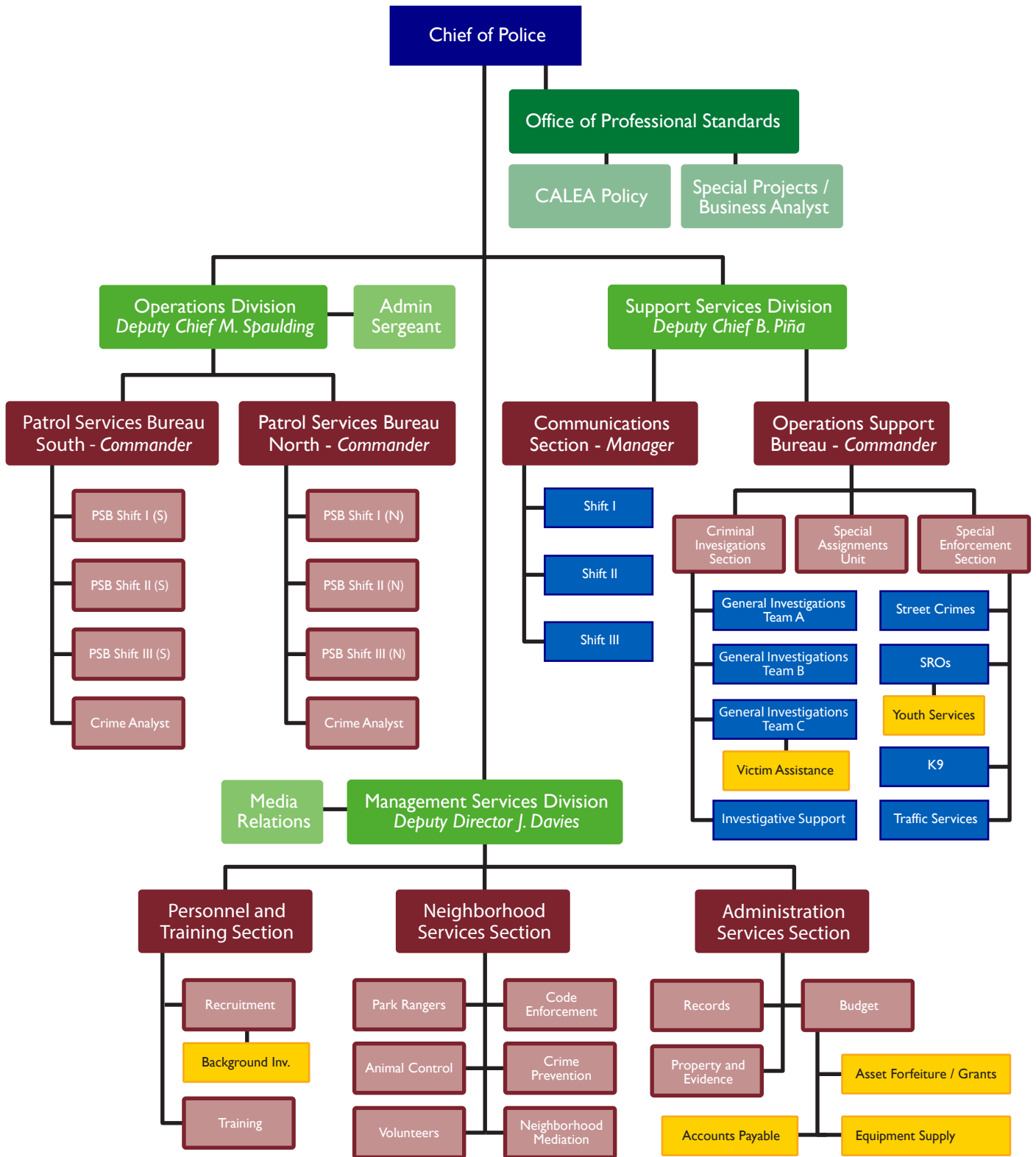


**Lt. Matt Simon**  
PATROL - SOUTH



**Lt. Anthony Wolfe**  
PROFESSIONAL STANDARDS

# PEORIA POLICE DEPARTMENT ORGANIZATION CHART



# POPULATION & GROWTH

The Peoria Police Department is a member of the Benchmark Cities Survey Group, which collects data from 30 comparable cities. The survey was originally designed in 1997 by a core group of police chiefs from around the country and serves as a measurement tool to help ensure each participating department is providing the best service possible.

In population, the city of Peoria ranks in the mid range out of the out of the 30 comparable cities.

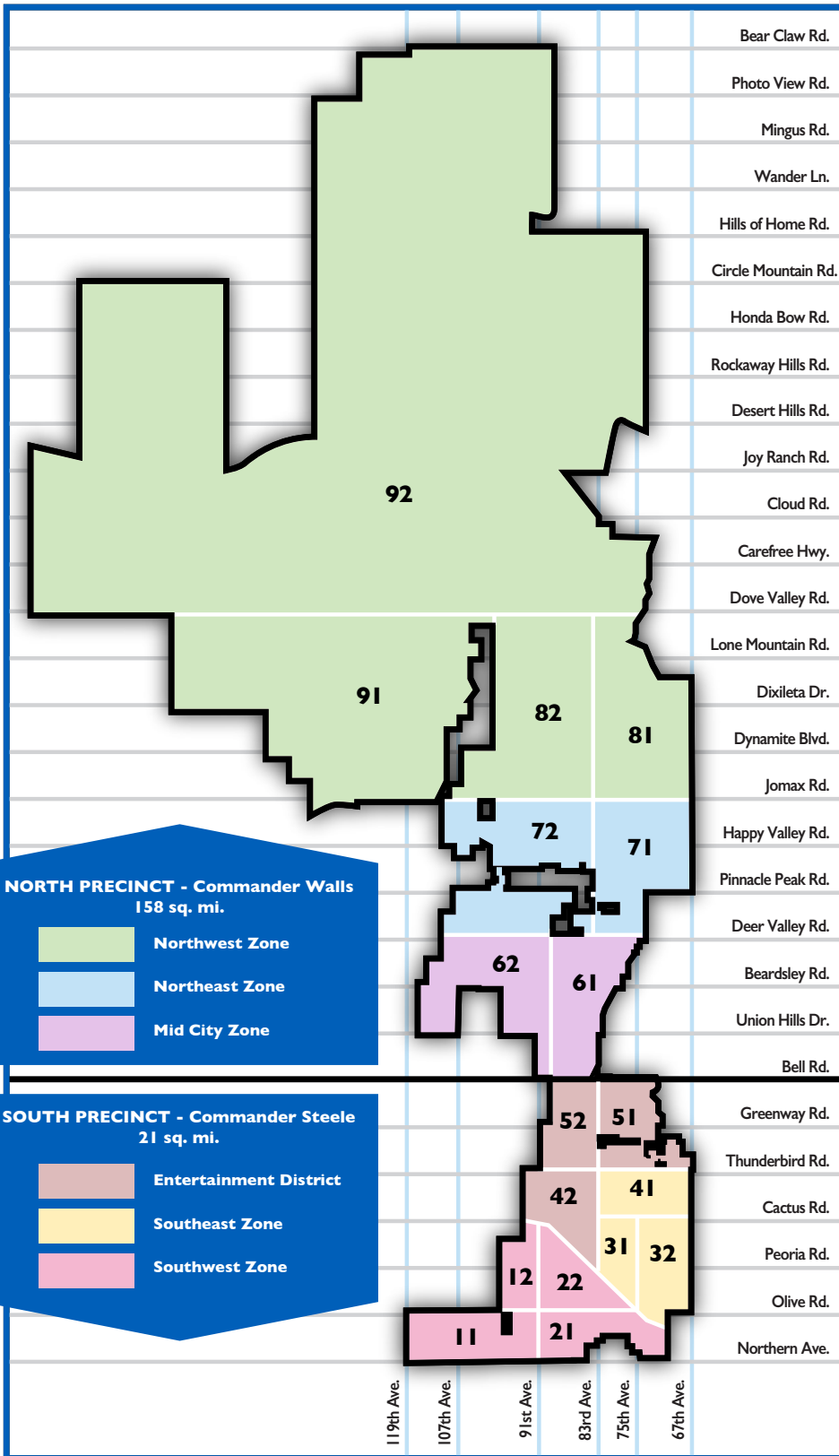
## CITIES COMPARABLE TO PEORIA (POPULATION) *The Benchmark City Survey Group 2015*

Boca Raton, FL	87,552
Edmond, OK	89,926
Lawrence, KS	97,193
San Angelo, TX	98,975
Richardson, TX	102,430
Boulder, CO	104,810
Broken Arrow, OK	107,000
Carlsbad, CA	112,299
Columbia, MO	118,519
Norman, OK	119,362
Coral Springs, FL	124,282
Cedar Rapids, IA	129,195
Olathe, KS	134,308
Bellevue, WA	135,000
Naperville, IL	144,108
Lakewood, CO	147,220
Fort Collins, CO	158,600
<b>Peoria, AZ</b>	<b>163,839</b>
Springfield, MO	165,378
Grand Prairie, TX	185,453
Overland Park, KS	187,730
Boise, ID	223,670
Fremont, CA	226,551
Irving, TX	228,610
Chesapeake, VA	233,908
Garland, TX	234,533
Chula Vista, CA	257,989
Plano, TX	271,140
Lincoln, NE	272,996
Henderson, NV	286,273

**AVERAGE 164,962**

**MEDIAN 145,664**

# PATROL BEATS



The city of Peoria is divided into 18 geographical sectors called “beats.” Beats are determined based on population, calls for service and access to major thoroughfares. Each beat consists of officers from every shift who are assigned to work the same area for a year, giving them accountability within their beat. Officers who patrol the same area become more familiar with the neighborhoods and business districts in their beat, making it easier to identify suspicious activity or patterns of activity.

The city of Peoria has continued to grow and has seen the population increase since 2000, with an increase of approximately 2,000 new residents just this year. This statistic is important when assessing the crime rate for the city.

**2015 PEORIA POPULATION**

**163,839**

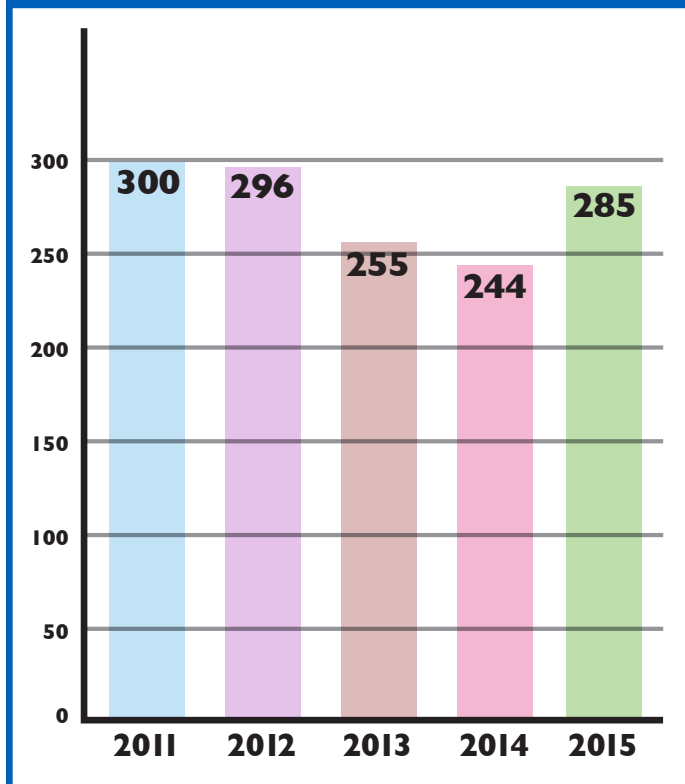
# VIOLENT CRIME IN PERSPECTIVE

VIOLENT CRIME TYPE	TOTALS		% OF CHANGE
	2014	2015	
Homicide	2	4	200%
Sexual Assault	36	31	-13.9%
Robbery	60	64	6.6%
Aggravated Assault	146	186	27.4%
<b>TOTAL</b>	<b>244</b>	<b>285</b>	<b>16.8%</b>

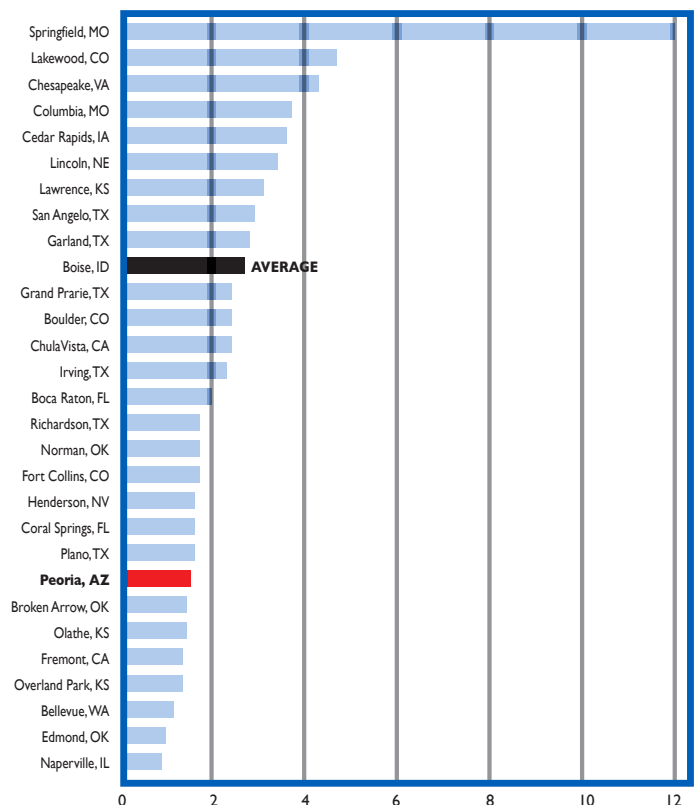
In 2015, officers responded to 285 incidents involving violent crimes in our city. There is a slight increase from the previous year; this mainly being attributed to the two additional homicides that occurred in the city during 2015, as well as a statute change in the aggravated assault category. Crimes in

this category include homicides, robberies, aggravated assaults and sexual assaults. In comparison, the City of Peoria ranked 11th lowest in the category of violent crime out of the 30 comparable cities. Peoria had a violent crime rate of 1.7 incidents per 1,000 in population, well below the average among Benchmark Cities of 2.7.

## Violent Crime Incidents per Year



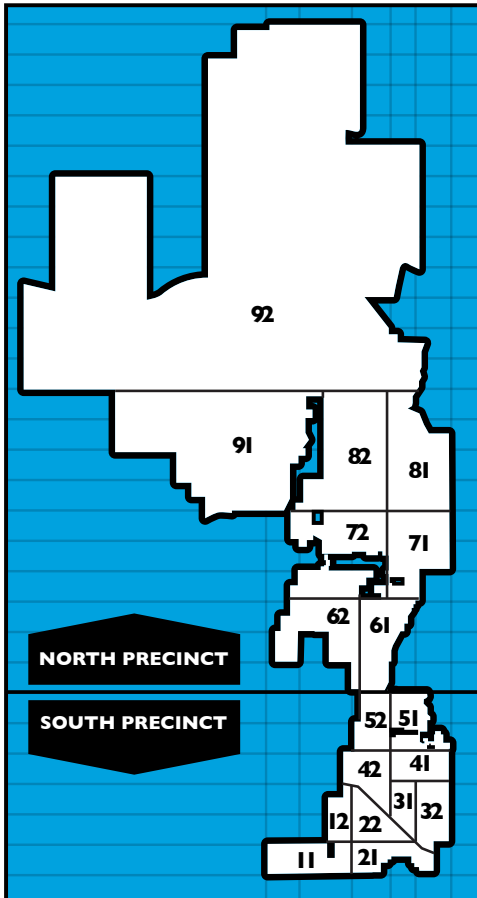
## 2015 Violent Crime Rates per 1,000 Residents (Peoria 1.7 / Average 2.7)



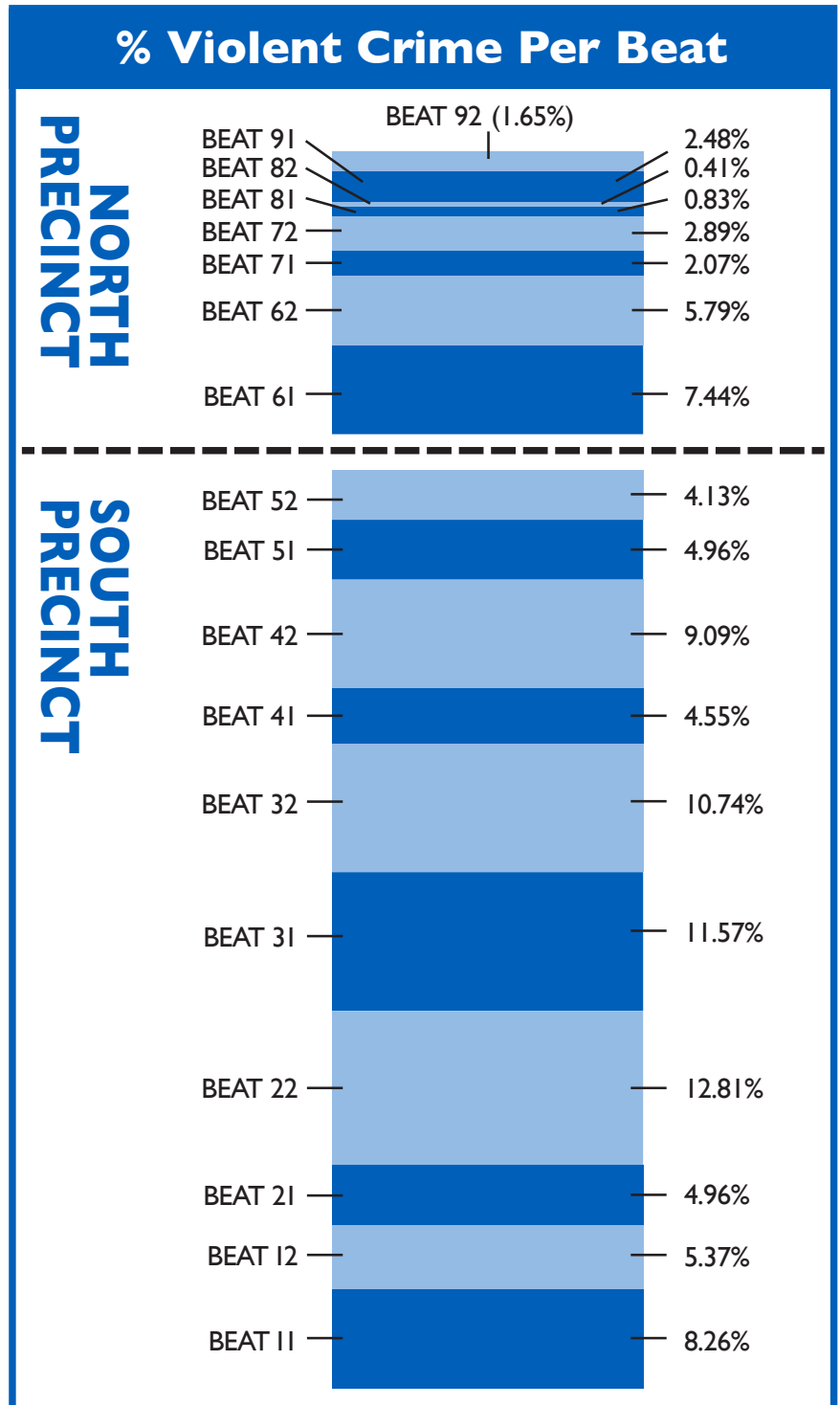
# UNIFORM CRIME REPORT (UCR) PART I - VIOLENT CRIMES

Part 1 crimes are comprised of crimes against persons and property crimes. In 2015, there were 285 violent crimes.

Beat 22 represented 12.81% of all violent crimes in the city.



**In 2015, almost 75% of the violent crimes were committed in the South Precinct.**



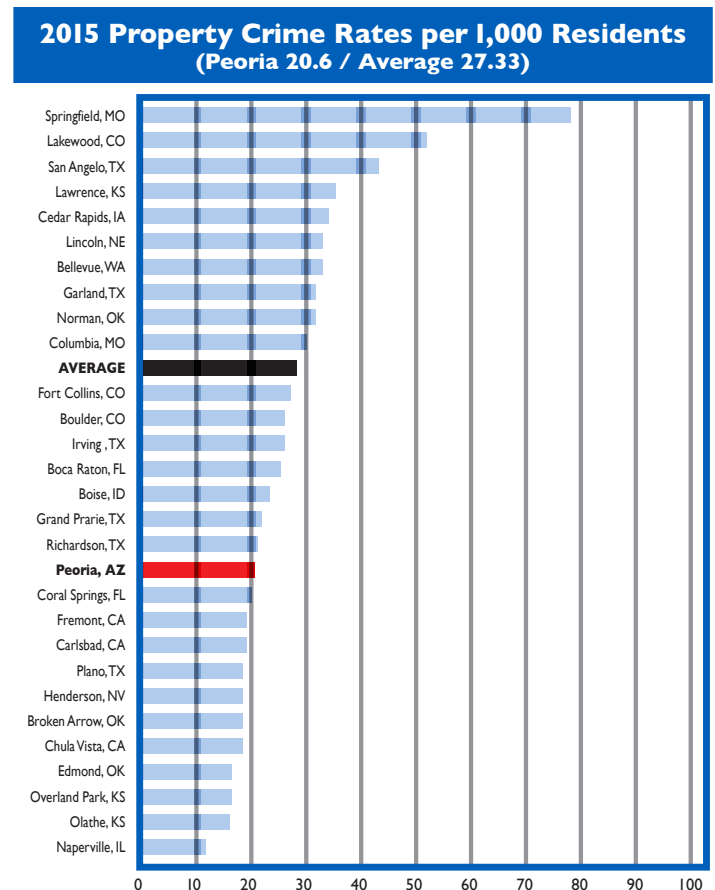
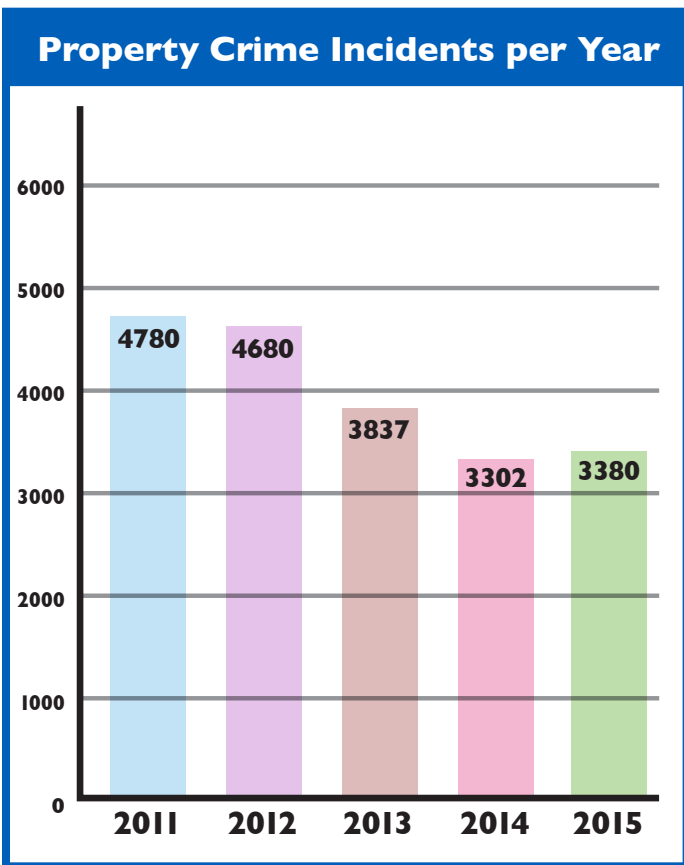
# PROPERTY CRIME IN PERSPECTIVE

In 2015, the city of Peoria saw a slight overall increase in property crime throughout the city.

PROPERTY CRIME TYPE	TOTALS		% OF CHANGE
	2014	2015	
Arson	3	11	266.6%
Motor Vehicle Theft	182	205	12.7%
Burglary	607	648	6.8%
Larceny	2510	2516	.23%
<b>TOTAL</b>	<b>3302</b>	<b>3380</b>	<b>2.36%</b>

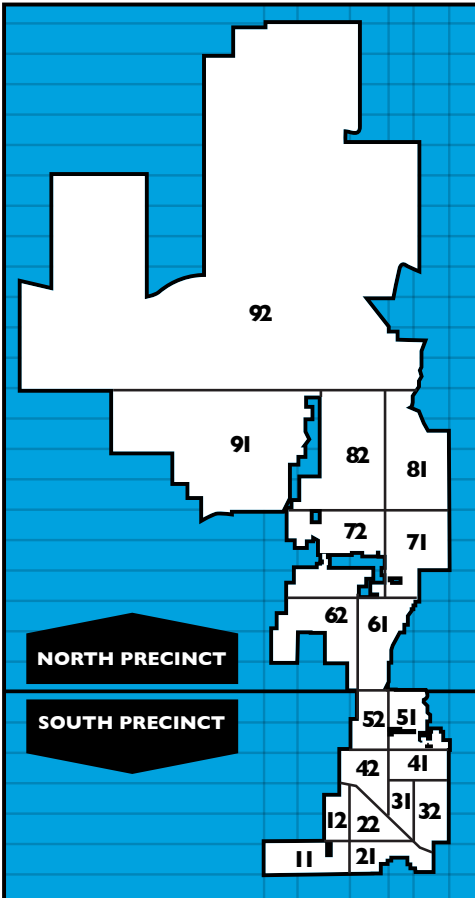
In 2015, officers responded to 3,380 incidents involving property crimes in our city. This is a slight increase from the previous year, but still the second lowest year since 2010. Crimes in this category include arson, motor vehicle thefts, burglaries and

larceny. In comparison, the city of Peoria ranked 12th lowest in the category of property crime out of the 30 comparable cities. Peoria had a property crime rate of 20.6 incidents per 1,000 in population, while the average among Benchmark Cities was 27.33.

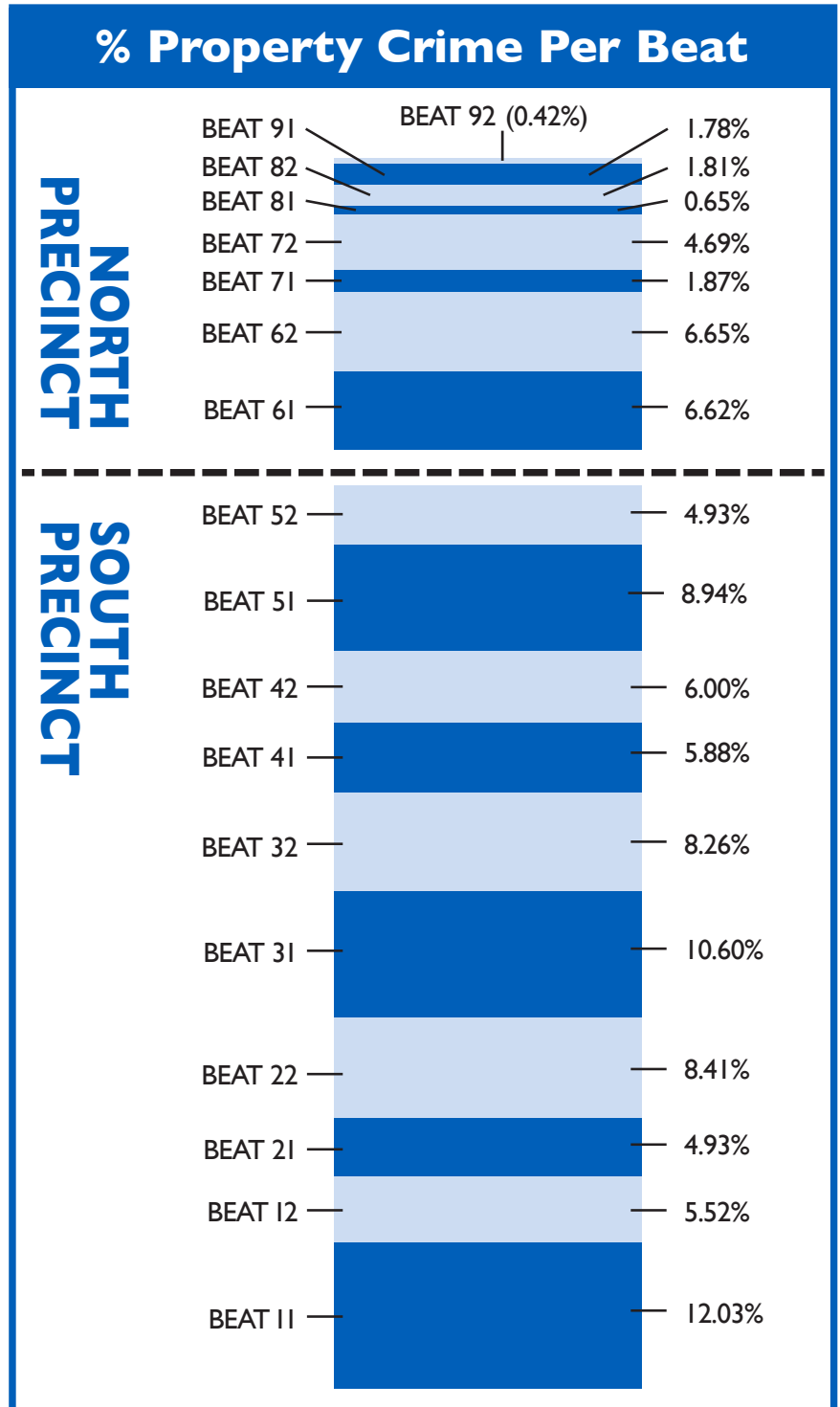


# PROPERTY CRIME

In 2015, there were 3,380 Part I Property crimes. Beat 11 represented 12.03% of the property crime, and Beat 31 represented 10.6%.



**In 2015, 75% of the property crimes were committed in the South Precinct.**



# OVERALL CRIME IN PERSPECTIVE

In 2015, the city of Peoria saw a slight increase in crime from 2014. Total Part 1 crimes have significantly decreased over the past five years from 5,080 in 2011 to 3,665 to 2015.

Crime Incidents per Category													
Year	Homicide	Sexual Assault	Robbery	Aggravated Assault	Burglary	Theft	Stolen Vehicles	Arson	Total	% of Change	5-Year Average	5-Year Average % Change	Crimes per 1000
2011	1	35	56	208	1088	3360	326	6	<b>5080</b>	<b>3.11%</b>	<b>5419</b>	<b>-3.49%</b>	32.74
2012	9	24	77	186	929	3478	266	7	<b>4976</b>	<b>-2.05%</b>	<b>5179</b>	<b>-4.43%</b>	31.74
2013	5	16	59	175	717	2906	207	7	<b>4092</b>	<b>-17.77%</b>	<b>4859</b>	<b>-6.19%</b>	25.49
2014	2	36	60	146	607	2510	182	3	<b>3546</b>	<b>-13.34%</b>	<b>4524</b>	<b>-6.88%</b>	21.51
2015	4	31	64	186	648	2516	205	11	<b>3665</b>	<b>3.35%</b>	<b>4271</b>	<b>-5.59%</b>	22.4

In 2015, Peoria police officers made a total of 3,586 physical arrests. This is a 3.7% decrease from 2014.

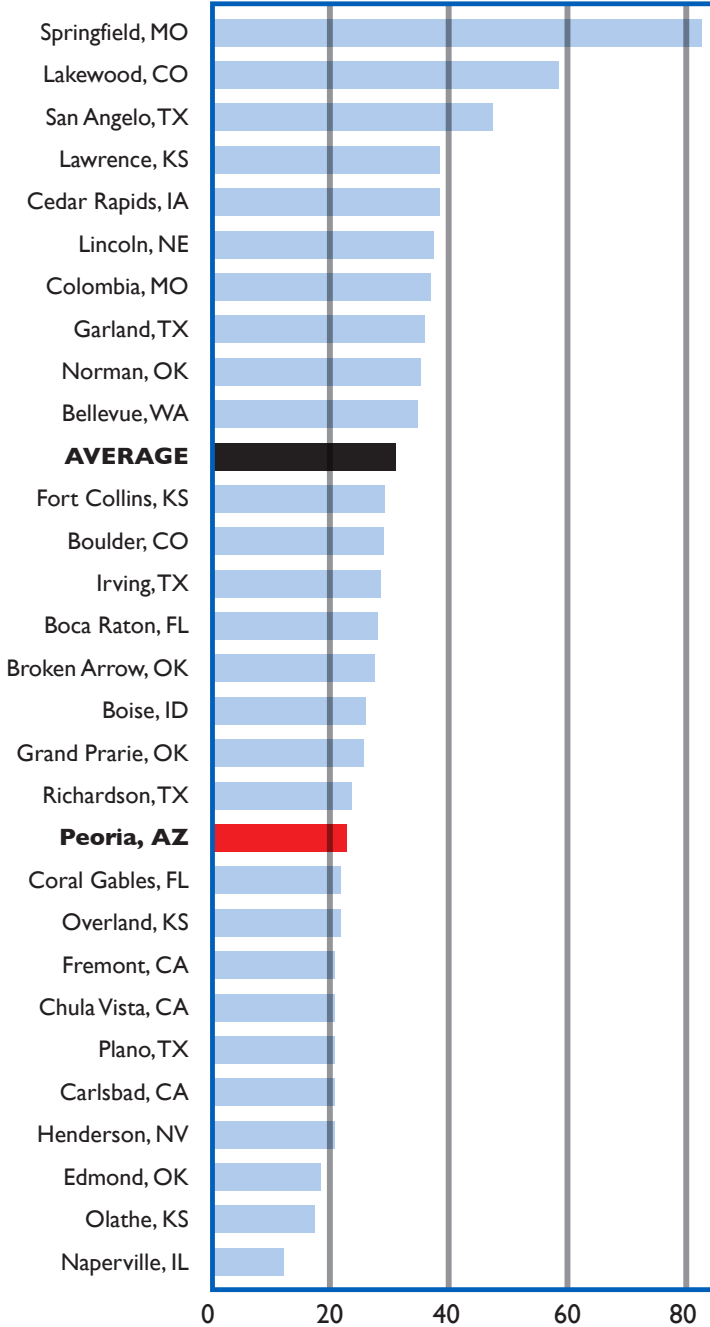
Criminal Arrests					
2011	2012	2013	2014	2015	2014-2015 % Change
3743	3312	3717	3722	3586	<b>-3.7%</b>

# OVERALL CRIME IN PERSPECTIVE

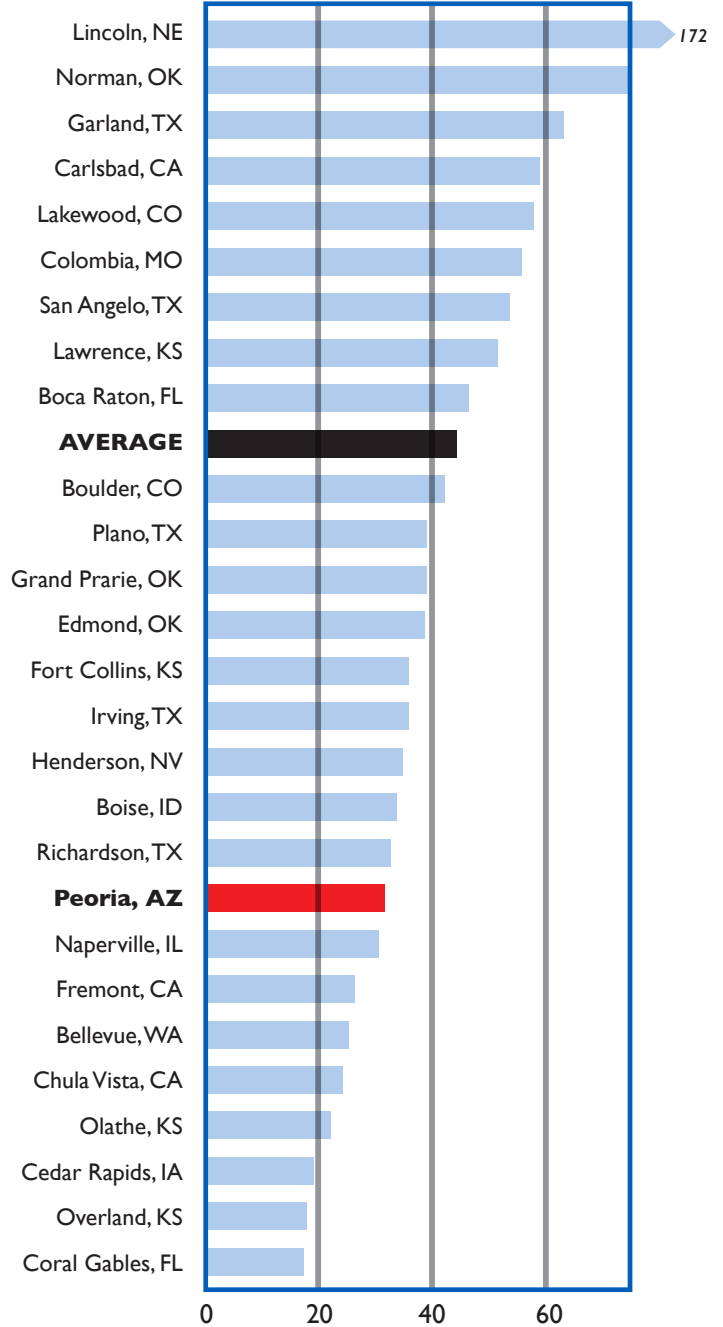
In comparison, the city of Peoria ranked 11th lowest of the 30 comparable cities in overall Part 1 crime rates. Peoria ranked 9th lowest out of the 30 comparable cities in overall Part 2 crime rates.

## 2015 Overall Crime Rates per 1,000 Residents

**Part 1 Crimes** (Peoria 22.4 / Average 30.4)



**Part 2 Crimes** (Peoria 31.8 / Average 44.2)



# TRAFFIC ENFORCEMENT

In 2015, we saw a decrease in the number of all accidents in the city. We continue to make education and enforcement a priority to ensure the number of accidents decrease year by year.

Year	Non-injury	Injury	Fatality	TOTAL
2009	1639	596	2	<b>2237</b>
2010	1533	603	7	<b>2143</b>
2011	1585	653	10	<b>2248</b>
2012	1533	567	6	<b>2106</b>
2013	1498	536	6	<b>2040</b>
2014	1567	606	9	<b>2183</b>
2015	1369	642	9	<b>2020</b>

## 2015 Total Traffic Contacts

**15,647**

## 2015 Total Traffic Citations

**10,897**

### 2015 DUI Stats

Month	Total DUI	DUI w/ Accident	DUI Arrests over 21 Years	DUI Arrests under 21 Years	Average Age	Drugs	Underage DUI - Drug Arrests
JAN	45	10	42	3	36	11	2
FEB	34	11	31	3	38	12	2
MAR	26	9	21	5	34	6	1
APR	27	10	23	4	35	8	3
MAY	47	13	42	5	36	16	4
JUN	43	10	34	9	33	9	1
JUL	36	4	32	4	34	5	3
AUG	32	10	30	2	36	4	1
SEP	36	8	32	4	31	7	2
OCT	37	11	32	5	36	9	3
NOV	31	7	28	3	34	9	3
DEC	29	10	26	3	36	4	0
<b>Total</b>	<b>423</b>	<b>113</b>	<b>373</b>	<b>50</b>	<b>35</b>	<b>100</b>	<b>25</b>

# CALLS FOR POLICE SERVICE

Police Calls for Service (CFS) saw just over a 1% increase from 2014 . Calls for service are still lower than they were in 2011 (57,223). These numbers do not reflect self-initiated activity, on-view (OV) activity such as traffic enforcement and neighborhood patrol by officers, which accounts for a significant amount of work officers engage in daily.

Calls for Service (No OV)				
2011	2012	2013	2014	2015
57,223	57,155	53,502	51,478	52,152

## CITIZEN SURVEYS

Two of the strategic objectives in the 2014-2016 Peoria Police Department Strategic Plan include:

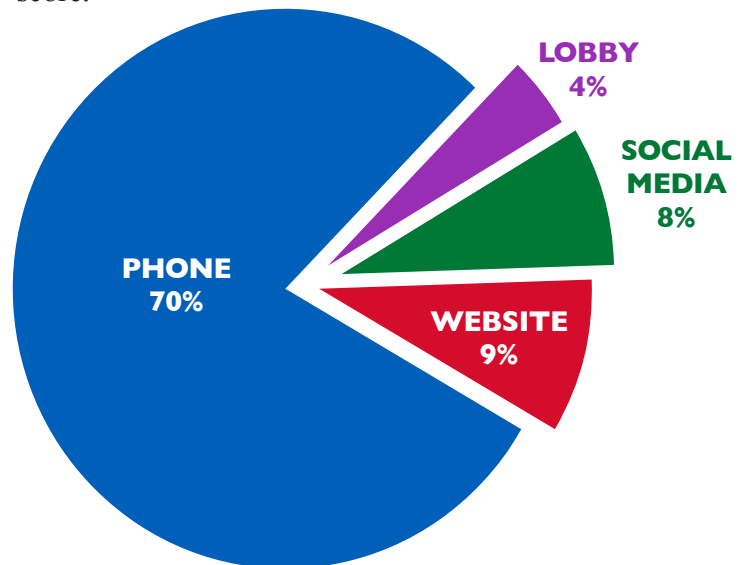
- Enhance Community Education and Engagement; and
- Increase Citizen Accessibility to Department Services.

In 2015, the Police Department continued to measure its level of achievement toward these objectives through conducting random customer satisfaction surveys with citizens who received police services throughout the year. Citizens were asked to evaluate their overall satisfaction with the information and services provided by the police department as well as their perception of safety in their neighborhood.

In 2015, we received 1,067 responses via surveys collected over the telephone, through the department’s social media accounts, our website and a comment box in the front lobby of the department. Of those, 982 are residents of the City of Peoria and two-thirds of those citizens have resided in the city for five or more years.

Eighty-four percent (84%) of the citizens surveyed reported feeling safe or very safe while walking around their neighborhoods at night. At ninety-seven percent (97%), the overall experience with the police department was highly rated and of those who had contact with

police personnel other than police officers, such as dispatchers or front lobby employees, 97% reported a positive interaction. Although still highly favorable, satisfaction was lower for our response time at 91%, but when considering our officers’ professionalism and appearance, respondents gave the department a 100% positive rating with either an excellent or a satisfactory score.



# PROFESSIONAL STANDARDS UNIT

As in recent years, the employees of the Peoria Police Department received a far greater number of commendations than complaints for police service. The Professional Standards Unit processed 403 commendations and 126 complaints.

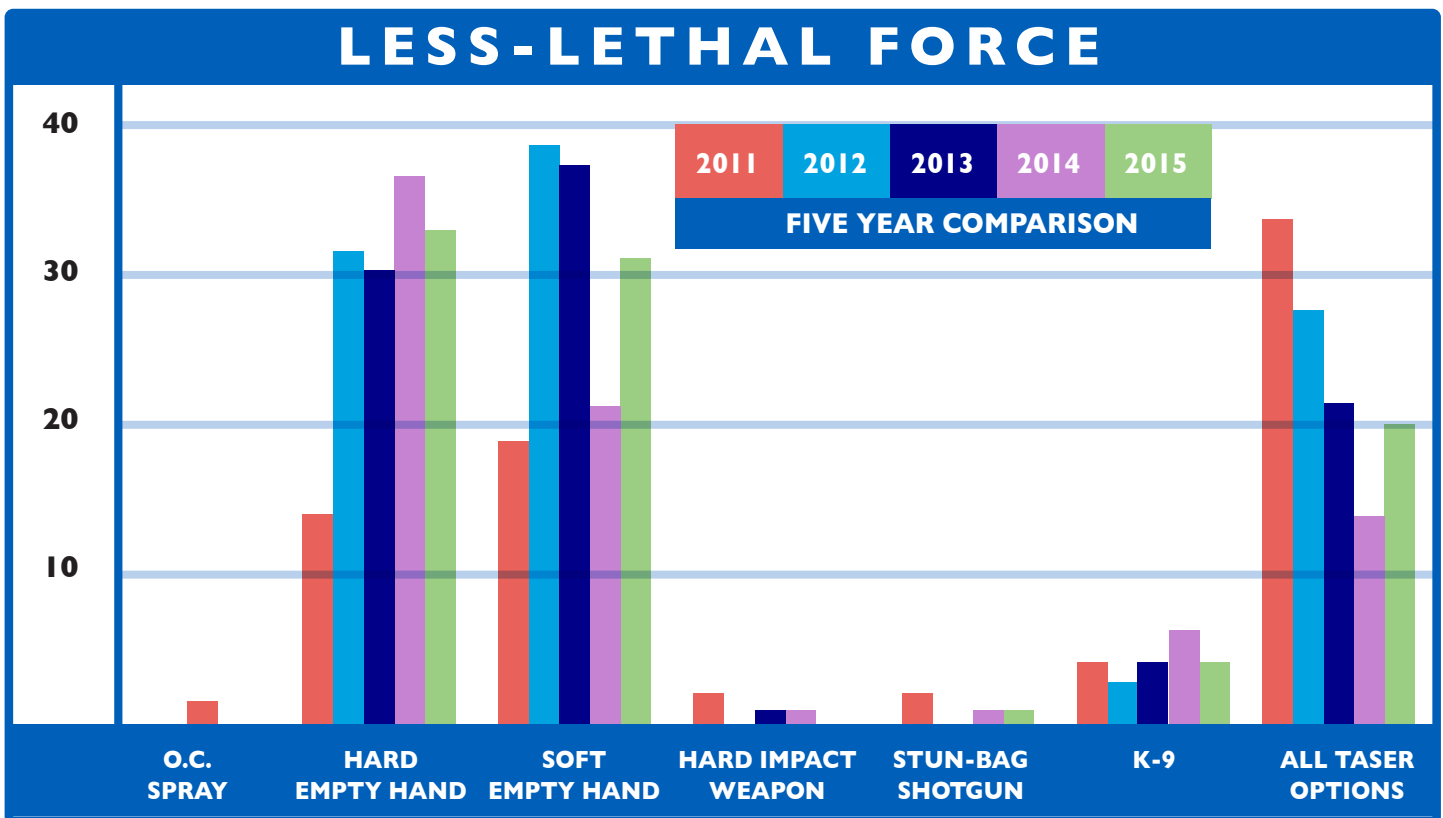
A formal commendation occurs when someone takes the time to provide written feedback on an employee's performance. Complaints regarding poor service or alleged misconduct are received via letter, website, email, telephone, or in person. These can also be initiated from within the department. All complaints regarding police department employees are thoroughly investigated by the agency.

Of the 126 service complaints received, 26 were exonerated (actions were lawful, proper, and within department policy), 8 were not sustained, 39 were sustained, and 53 were unfounded. The 39 sustained complaints involved 40 different employees. Discipline resulting from these investigations included

22 verbal counseling, 7 letters of reprimand, 10 written counseling and one additional training.

In addition to the investigation of citizen complaints, the department conducted 13 formal internal investigations regarding employee misconduct in 2015. The investigations were reviewed by a Discipline Review Panel (DRP) which consisted of the employee's chain of command. Of those, the DRP determined the following: 8 were sustained, 4 were unfounded, and 1 was not sustained. Of the 8 sustained allegations, discipline ranged from verbal counseling to termination.

In 2015, the department handled 100,487 calls for service. These resulted in 3,593 arrests. This includes just 54 incidents in which an officer documented force being utilized, and equates to officers using force 1.5% of the time when effecting an arrest. The types of force used are detailed in the chart below:



# SCHOOL DISTRICT PARTNERSHIP

In 2015, the safety of our schools remained a top priority for the department. Peoria continued to be one of the few cities which have a designated School Resource Officer at each high school. These four officers serve not only as an armed officer on campus, but also as a counselor to students and as an educator in the classroom.

During the year, the department worked closely with every school in the city, including the Peoria Unified School District, Deer Valley Unified School District and charter and private schools to review safety plans and practice responses to mock situations with tabletop exercises.

Peoria SWAT officers worked with neighboring agencies to practice their response to an active shooting situation involving students. Officers continually train with and in the schools to learn how to more effectively respond to situations that may arise.

Peoria officers also focused on building positive relationships with young students outside of emergency situations through the Patrol Officer Liaison program. This allows our officers to visit and interact with middle and elementary schools on a regular basis, helping students build a rapport with officers while also helping officers remain familiar with the layout of schools for a quicker response in case of an emergency.

In conjunction with the schools, the department hosts several “Lunch with Blue” events every year. This

program invites officers to have lunch with students, allowing both officers and students an opportunity to sit down and learn more about each other. Officers also participated in the walk to school event, where they escort children to school. Peoria officers also nominated several students from the local schools who were awarded with the department’s Community Partnership Award.

## **SCHOOL RESOURCE OFFICER (SRO) PROGRAM:**

The Peoria Police Department has SROs assigned to Peoria, Centennial, Sunrise Mountain and Liberty High Schools. They are responsible for teaching law related education to students, provide mentorship, guidance and investigate criminal activity. Their primary responsibility is ensuring the safety and security of students, staff and visitors. They act as the liaison between schools, students, parents and the community. Additionally, they partner with Juvenile Probation, Child Protective Services and other national and local support agencies to ensure our children are provided with the services they need. The SRO program is invaluable to the Peoria Unified School District and has been successful as a community outreach and youth delinquency deterrent program. The SRO program is strongly supported by school administration, parents and our community.



# COMMUNITY ORIENTED POLICING

## UNITED COMMUNITY ACTION NETWORK (U.C.A.N.)

Collaborative partnerships between the police and communities mark a very different way to deal with crime, quality of life issues and other community concerns. The Peoria Police Department's monthly United Community Action Network (U.C.A.N.) meetings bring department members, community leaders, and City administrators together to discuss and educate one another on important community issues. UCAN meetings were established to assist the police department and community members in developing and sustaining an effective collaborative partnership that explores the critical connection between crime, health, employment, housing, poverty, education, substance abuse, and mental health services. The Peoria Police Department's UCAN group is an outstanding example of how City and community leaders can use a strong community partnership to build a sense of community, strengthen relationships, and tackle persistent problems that can only be solved by people working together to help themselves and each other in a diverse and connected community. In 2015 U.C.A.N. was awarded Outstanding Achievement in Innovation Award from the Alliance for Innovation.



## NATIONAL NIGHT OUT

This event gives our community a chance to meet and interact with our officers while also getting an up-close look at SWAT robots, police motorcycles, and our bicycle unit. Officers and different displays are set up inside local stores in the north, south, and central parts of the city so that those coming in can interact one-on-one with their local officers. During the event, families also learn ways to stay safe and get important safety information.



## BIKE RODEO

Motorcycle officers provided personalized education and assisted children as they rode their bikes through a challenging but fun skills course. Kids who brought their bicycles but did not own helmets were provided a free helmet. Displays were set up allowing both kids and parents to learn more about the programs in our community. The Special Assignments Unit and motorcycle officers also performed demonstrations.



# COMMUNITY ORIENTED POLICING



## STUDENTS WITH ASPIRING GOALS (S.W.A.G.)

The Peoria Police Department joined with the Peoria Police Officers Association to honor more than 300 students from the “Students With Aspiring Goals” program. The program brings together high school students as mentors to middle school students, helping them set and achieve high academic and interscholastic goals. Twice a year, participants get a reward trip to a local sporting event. In 2015, officers took the students to a Grand Canyon University Basketball Game and an Arizona Diamondbacks Game.

## SHOP WITH A COP EVENT

It was a happier holiday season for Peoria children who needed some extra cheer, thanks to the Peoria Police Officers Association’s annual “Shop with a Cop” event. The union partnered with the Peoria Police Department to provide each child with a gift card and an officer shopping partner so they could get themselves, and their families, gifts for the holidays. This year marked one of the largest turnouts for the program as over 50 children and families were helped.



## YOUTH CITIZEN POLICE ACADEMY (YCPA)

YCPA was developed by the School Resource Officers and is a grant funded program designed to reach 7th and 8th graders who attend city of Peoria schools. The academy is run through the month of June every year and offers our youth an opportunity to engage with police officers in positive and non-enforcement setting. Each session is a week long and this year we ran four different sessions’ at all four Peoria high schools. The SROs have developed a strong partnership with the Peoria Unified School District, allowing YCPA participants the opportunity to experience their future high school. In 2015 the YCPA had over 235 kids in attendance, which was an incredible increase from the year prior. The following are a few of the topics covered during each session: Code of Conduct, Underage Drinking, Cyber/Social Media Bullying, Crime Scene Investigations, Police Equipment, History of Police and Firearms Training.



# OPERATIONS DIVISION

*The Operations Division is under the command of Deputy Chief Benny Piña and consists of the Patrol Services and Operations Support Bureaus, which comprise the majority of the department's sworn personnel*

## **PATROL SERVICES BUREAU**

The Patrol Services Bureau (PSB) comprises the majority of sworn personnel and provides 24-hour emergency response to our citizens' calls for service. Police services are divided between two precincts, each commanded by a Police Patrol Commander.

South precinct officers work out of the Public Safety Administration Building located at 8351 W. Cinnabar and are responsible for all service south of Bell Road. North precinct officers work out of the Pinnacle Peak Public Safety Facility located at 23100 N. Lake Pleasant Parkway and are responsible for providing services north of Bell Road.

The Patrol Services Bureau provides police services to the growing community by focusing on five operational goals:

- 1) Prevent crime and disorder*
- 2) Respond promptly to calls for service*
- 3) Develop safer neighborhoods through community partnerships and participation*
- 4) Enhance traffic safety*
- 5) Maintain the integrity, quality and effectiveness of policing services.*

Patrol Services Bureau members are the first responders to all calls for service from our citizens. In this role, officers are trained to provide a variety of services which include accident investigation, emergency response to crimes in progress, proactive patrols, and crime prevention.



# SPECIAL ENFORCEMENT SECTION

*The Special Enforcement Section (SES), supervised by Lieutenant Greg Larson, is comprised of four separate units: Street Crimes Unit, Canine Teams, Community Impact Team and Traffic Services Unit.*

## TRAFFIC SERVICES

The Traffic Services Unit (TSU) provides focused enforcement for traffic violations and impaired drivers. TSU is also responsible for the investigation of serious injury and fatal traffic collisions. In 2015, TSU responded to 30 traffic collision callouts; 12 of these were related to traffic fatalities and criminal investigations. TSU also hosted 5 Bicycle Rodeos, 5 DUI task forces and 2 Motorcycle Safety Schools. Our speed trailers were deployed throughout the city for more than 8,500 hours, serving as a reminder to motorists to slow down. The Governor's Office of Highway Safety awarded the department approximately \$140,000 in grants that funded additional personnel hours for traffic enforcement and equipment. Members of the Traffic Services unit also participate in many community partnerships, such as the G.A.I.N, the Citizens' Academy, S.A.L.T. and the annual summertime Youth Citizens' Police Academy.

## STREET CRIMES

The Street Crimes Unit (SCU) is responsible for investigating cases involving illegal drug activity, organized crime and vice. In 2015, SCU served 29 search warrants and recovered over \$150,000 in illegal drugs and approximately 43 firearms. The unit also cleared over 60 drug related case. These total numbers for the year are significantly lower than the previous year due to the loss in manpower and unfortunate injuries. Members of SCU also participate in many community partnerships, such as G.A.I.N, the Citizens' Academy, and the annual summertime Youth Citizens' Police Academy.

## COMMUNITY IMPACT TEAM

The Community Impact Team (CIT) was developed to deploy a small amount of resources to address emerging trends, priority problems, community concerns and special events in the city. CIT is not required to respond to calls for service, as opposed to patrol officers. CIT members' schedule varies in order to easily adjust to the days and times needed to address emerging crime problems. CIT made over 50 arrests for a variety of crimes. The majority of CIT arrests were generated from warrants while working in partnership with the Arizona Probation Department. Some of these arrests were also significant serial theft crime sprees that affected not only our communities, but neighboring cities as well. During 2015, CIT assisted with over 20 special events in the City of Peoria. Some of the events were G.A.I.N, Bicycle Rodeo, 4th of July and the holiday operations Plan.

## K-9

The K-9 Unit provides critical support to various sections of the department to include: drug and narcotics detection, building and open area searches, suspect and missing persons tracking and high risk apprehensions. In 2015, the K9 Unit accomplished well over 1,000 deployments, including 53 criminal apprehensions of which only seven resulted in a dog bite. Members of the K-9 team also participate in many community partnerships, such as G.A.I.N, the Citizens' Academy, Lunch with Blue and the annual summertime Youth Citizens' Police Academy.



# CRIMINAL INVESTIGATIONS SECTION

*The Criminal Investigations Section, supervised by Lieutenant Kevin Moran, is comprised of four separate units: Major Crimes Unit, Special Victims Unit, and Investigative Support Unit. The Criminal Investigations Section is responsible for all follow up investigations on criminal activities which occur in the City of Peoria.*

## MAJOR CRIMES UNIT

The Major Crimes Unit is comprised of one detective sergeant, six detectives and one civilian investigator. The Major Crimes Unit investigates major felonies including homicides, robberies, assaults, arson, incidents of serious injury and death, missing persons and fraud crimes.

## SPECIAL VICTIMS UNIT


The Special Victims Unit includes one detective sergeant and six detectives assigned to investigate crimes involving domestic violence, sex crimes, and crimes against children. These types of crimes are complex in nature and because of their complexity they require an extensive amount of investigation and specially trained detectives. SVU detectives work on identifying repeat domestic violence offenders and collaborate with prosecutors to impose strict sentences to prevent further violence. Added to the Special Victims Unit is the Office of Child Welfare Investigations. The Office of Child Welfare Investigations has six investigators and one supervisor working in partnership with the SVU detectives.

## INVESTIGATIVE SUPPORT UNIT

The Investigative Support Unit is overseen by a detective sergeant and includes two civilian crime scene technicians, two electronic forensic detectives, a civilian graffiti and runaway juvenile investigator, a county attorney liaison and a terrorism liaison detective. This unit forensically examines both electronic and physical evidence. This unit is also responsible for the tracking and community notification of registered sex offenders living within the City of Peoria. The unit also addresses threats against infrastructure and security concerns.

## VICTIM ASSISTANCE UNIT

Peoria's Victim Assistance Unit provides assistance to police personnel with any issues concerning victims of crime, specifically, but not limited to, victims of domestic violence and sexual assault. Advocates make daily follow-up calls to ensure victims are informed of their Victims' Rights, Victim Compensation, case status, orders of protection, safety plans, and they provide information and referral services. Volunteer Advocates are trained to provide crisis intervention and are informed about local resources to assist victims' needs.



# CRIMINAL INVESTIGATIONS SECTION

## SPECIAL ASSIGNMENTS UNIT

The purpose of the Peoria Police Department's Special Assignments Unit (SAU) is to support the Peoria Police Department with a team of Peoria Law Enforcement Officers who are selected, trained, and equipped to work in a coordinated effort to resolve critical incidents that are so hazardous, complex, or unusual that they exceed the capabilities of first responders or investigative units.

The Peoria Police Department's SAU is made up of three separate teams, which report to the Commander of the Operations Support Bureau. The three teams are: Special Weapons and Tactics (SWAT), Crisis

Negotiations (CNT), and Technical Support Team (TST).

Peoria Police SAU is staffed by two lieutenants with one responsible for SWAT/Technical Support and one responsible for CNT. Both CNT and SWAT are staffed with sergeants / team leaders. Each team is allotted a certain amount of personnel. During 2015, SWAT averaged twenty-two positions out of the allotted twenty-four. CNT averaged eight positions from the allotted fourteen. The Technical Support Team is authorized one team leader and four operator positions; the vacancy for the Technical Support team leader was filled in 2014.



# SERVICES DIVISION

*The Services Division is comprised of Administrative Services, Communications, Youth & Support Services, and Neighborhood Services. The personnel in the Services Division report to Interim Deputy Director Jay Davies.*

## **ADMINISTRATIVE SERVICES**

Overseen by civilian Police Manager Teresa Corless, this section is responsible for numerous administrative functions, including monitoring the department budget, writing and managing grants, processing asset forfeiture transactions, and reporting statistical data.

## **COMMUNICATIONS SECTION**

The Communications Section is the responsibility of civilian Police Manager Anjenette Reimer. The primary role of Communications is handling all 911 and non-emergency calls and dispatching Police, Animal Control, Park Rangers, and Code Compliance officers. Their secondary role is to manage criminal database information to include warrants, orders of protection, stolen property, and missing persons. In addition, they coordinate outgoing communications, both locally using the Community Emergency Notification System (CENS) or NIXLE to keep the community aware of situations happening around the City, and externally using outgoing lines and the County's radio system.

## **YOUTH & SUPPORT SERVICES**

### **MODULAR TRAINING**

Supervised by Lieutenant Charles Bezio, officers are provided 40 hours of biannual training using a variety of proficiency skills such as hands-on tactics and reality-based scenarios. They are also provided with continuing training in areas such as tactical communication and legal updates that pertain to new legislation.

### **HOSTED TRAINING**

The Training Unit hosted outside training classes such as Managing Property and Evidence Rooms, Interviewing Tactics for Investigations, and leadership training. We formed partnerships with other agencies and trainers while ensuring the training needs of the department were met.

### **PRE-ACADEMY / POST-ACADEMY TRAINING**

Several newly hired employees were provided specific training that was designed to prepare them to be successful in the demanding career of law enforcement.



# NEIGHBORHOOD SERVICES

*The Neighborhood Services Section (NSS) is overseen by civilian Manager Jack Stroud, and includes Animal Control, Code Enforcement, Crime Prevention, Park Rangers, and Volunteers. NSS is staffed entirely by civilian personnel who perform a variety of support and enforcement roles.*

## CODE ENFORCEMENT UNIT

Code Enforcement is responsible for addressing residential and commercial code violations, including those pertaining to building permits, business licenses, and nuisances. Working hand-in-hand with their sworn counterparts, they are an integral part of the team when it comes to addressing neighborhood issues.

This section is comprised of a supervisor, six code officers, and administrative staff. Nearly half of their 6,225 cases were initiated proactively, with 97% resolved through voluntary compliance.

In addition to the work performed by Code Enforcement personnel, this unit supervises about forty weekend probationer work details each year, which address a variety of landscaping, illegal dumping, and other nuisance concerns across the city. This year, the \$1,800 contract cost was turned into \$32,500 worth of labor, when calculated at the state's minimum wage.



## PARK RANGERS

The Park Ranger unit is comprised of a supervisor and four Park Rangers and is responsible for patrolling parks across the city, as well as the New River and Skunk Creek trails. They work when everyone else is at play – evenings, weekends, and holidays. About half of the contacts they make each year are public relations interactions; the rest involve some type of rule violation. The vast majority of violation contacts result in a verbal or written warning, but Park Rangers also issue citations or expel park users in some circumstances. These employees are an effective extension of police resources in the community each day.

### PARK RANGERS STATS

YEAR COMPARISON	2014	2015
Directed Patrol Hours	5211	4310
Citizens / Referred Telephone Calls	377	653
Dispatched Calls	360	403
Call Time Telephone / Disp Hours	221	251
On Views	10073	2520
City Code Violations	2965	6471
Park Rule Violations	1559	2274
Other Violations	77	698
Written Warning	145	41
Verbal Warning	4161	1054
Civil Citations	18	471
Criminal Citations	3	18
Vandalism / Grafitti	105	113
Reports	30	37
PR Contacts	7451	8023

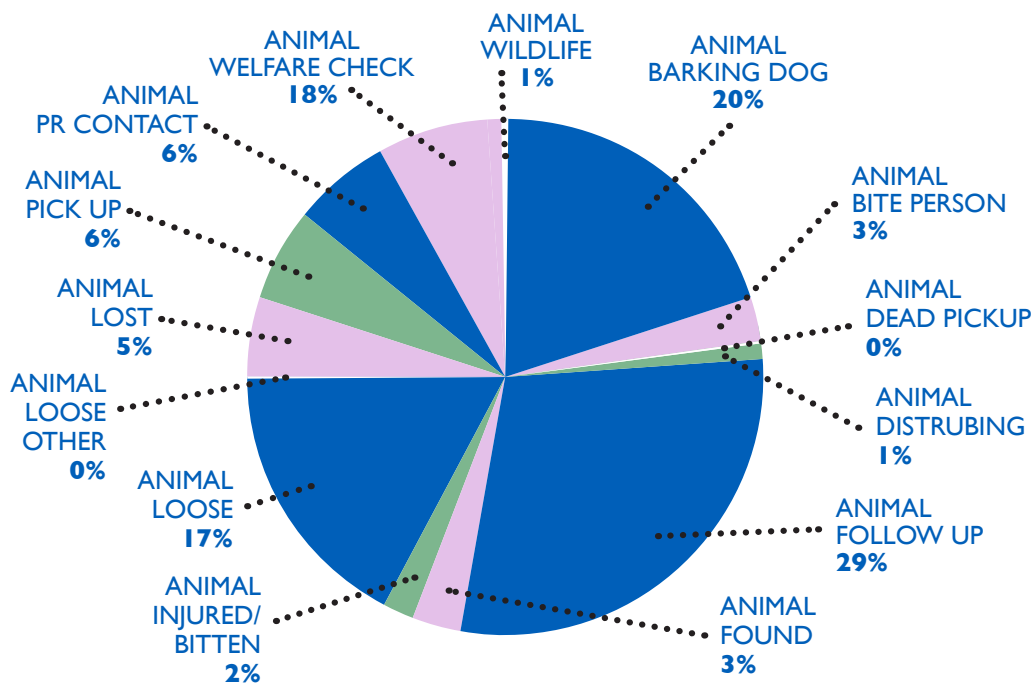
# NEIGHBORHOOD SERVICES

## ANIMAL CONTROL

Peoria is one of just a few valley cities with its own in-house Animal Control Service. This section is staffed by one lead officer and four line level officers. Available seven days a week on shift one and two, these animal services professionals are extremely busy. Most of Animal Control activity involves dogs, whether they

are loose, injured, unlicensed, biting somebody, or disturbing somebody. In addition to handling routine calls for service, in 2015, this group handled criminal investigations, most of which involved animal cruelty allegations. They responded to animal bites as well, coordinating the quarantine period and ensuring county protocols are followed.

## 2015 ANIMAL CFS TOTAL



# NEIGHBORHOOD SERVICES

## CRIME PREVENTION UNIT

The Crime Prevention Unit includes a wide array of programs including Neighborhood Watch, Citizen's Academy, Crime Free Multi Housing, Seniors and Law Enforcement Together (SALT), Getting Arizonans Involved in Neighborhoods (GAIN), and much more.

## CRIME SHIELD

The Peoria Police Department has set goals for reducing property crime through prevention, deterrence and awareness. Operation Crime Shield is specifically designed to address property crime by working in partnership with our community and by helping community members build a defense to reduce the risk of becoming a victim. We hope you will join us in the fight against crime and share this program with neighbors and friends as we continue "Partnering with the Community to Prevent Crime."

## SENIORS AND LAW ENFORCEMENT TOGETHER (S.A.L.T.)

In 2015, the Peoria Police Department hosted several Seniors and Law Enforcement Together (S.A.L.T.) Conferences. This program continues to foster a partnership between the department and the senior community. Chief Minter always begins the events with a community update and an introduction to the police leadership team. The crime prevention and awareness topics presented by police officers and detectives were Law Enforcement and Technology, How to be a Good Witness, Senior Fraud Prevention and Traffic Enforcement. Time is always allotted at the end of the conference for a question and answer session that leads to productive discussions between the citizens and law enforcement. The events are proving to be successful in building a safer environment and quality of life for our senior community. The conferences will be scheduled again in 2016 to continue the partnership and provide the latest crime prevention and awareness subjects tailored to the senior community.



# NEIGHBORHOOD SERVICES

## VOLUNTEERS

One of our most important ongoing partnerships is with our department volunteers. They serve in a variety of meaningful assignments, working alongside employees to perform work that is critical to the agency's mission.

Because of their hard work and dedication, we are able to provide a higher level of service to our citizens.

Volunteers provide needed support in most areas of the department, including patrol, victim assistance, property, records, code enforcement, crime prevention, and criminal investigations. The work they do is vital to keeping officers on the road and available, and other staff members focused on top priorities.



**TOTAL  
NUMBER OF  
VOLUNTEERS  
DURING THE  
FISCAL YEAR**

**49**

**TOTAL  
VOLUNTEER  
HOURS  
SERVED**

**11,907**

**TOTAL  
SAVINGS**

**\$280,529**

## EXPLORERS

Our Explorer program consists of one sergeant, five officer advisors, and approximately nineteen cadets. The program is designed to give our cadets knowledge and skills on what it takes to become a police officer. We also require them to participate in numerous

community events emphasizing team concepts. In 2015, the explorers had 24 general membership meetings and trainings. They participated in 28 events including the G.A.I.N. Event, Parkfest, Community Garden, All-American Festival, bike rodeos and several others.



# NEW TECHNOLOGY

## BODY WORN CAMERAS

In 2015, The Peoria Police Department launched a pilot program to test Body Worn Cameras (BWC). For this program the department purchased 54 TASER Axon body cameras and trained officers how to use the devices.

The cameras are used to capture any interaction between officers and citizens while on patrol. The use of cameras can often be used to gather evidence during interactions and help eliminate disputes. The cameras are designed to provide an additional layer of accountability for our members and also will offer a degree of additional safety for them as they patrol.

At the end of the officer's shift each day, they will upload the contents of the camera's recordings to a remote evidence management system for processing and storage.

After the pilot program, the department will examine the success of the cameras and if they should be implemented across the agency.

## ELECTRONIC TICKET, TOW SHEET AND ACCIDENT EXCHANGE DEVICES

Patrol Officers were trained in the use of a new electronic device that assists them in issuing citations, tow sheets and accident exchange information. These devices allow officers to be more efficient and for documents to be printed out in the patrol vehicle which provides an easier read for citizens. These handheld devices were tested by our traffic services division prior to being deployed to our patrol division.



# CONTACT

Non-Emergency and General Information .....	623-773-8311
<i>PoliceDept@peoriaaz.gov</i>	
Animal Control .....	623-773-8311
Barking Dog Hotline .....	623-773-7040
Block Watch .....	623-773-7099
Citizens Pipeline .....	623-773-7002
Code Complaint Line .....	623-773-7226
Community Relations .....	623-773-7099
Criminal Investigations .....	623-773-7097
Graffiti Hotline.....	623-773-7094
Police Administration.....	623-773-7096
Property & Evidence .....	623-773-7086
Records .....	623-773-7098
Silent Witness.....	480-948-6377
TipSoft.....	623-773-7045
Drug Hotline.....	623-773-7123
Traffic Services Unit .....	623-773-7020
Victims' Assistance .....	623-773-7019
Volunteer Program.....	623-773-5058


Peoria Police Department  
8351 West Cinnabar Avenue  
Peoria, AZ 85345  
Phone: 623-773-8311  
[www.peoriaaz.gov/police](http://www.peoriaaz.gov/police)



Produced by  
Public Safety Information Office  
Editorial: Officer Brandon Sheffert  
Design: Mike Iverson

# PEORIA POLICE OFFICERS SERVING OUR COUNTRY

In 2015, a number of men and women throughout the department served not only their local community as police officers, but also served our country as members of the Armed Forces.



**GLENN BROWN**



**JEFF CARPENTER**



**KEITH CHRISTIE**



**TODD GLUNT**



**JOSEPH MCGOUGH**

*We thank all of them for their service.*

*Our Community...Our Commitment*



**Peoria Police Department**  
8351 West Cinnabar Avenue, Peoria, AZ 85345  
623.773.8311

**[www.peoriaaz.gov/police](http://www.peoriaaz.gov/police)**