



# ANNUAL REPORT

— July 1, 2016 - June 30, 2017 —

Working to provide clean air to Maricopa County residents and visitors so they can live, work and play in a healthy environment.



# DIRECTOR'S MESSAGE

Thank you for your interest in the Maricopa County Air Quality Department. Our mission is to improve the air of Maricopa County so residents and visitors can live, work and play in a healthy environment. Our department approaches our regulatory responsibilities from a compliance assurance model, utilizing tools such as writing clearer rules and permits, education, outreach, business assistance and enforcement to promote compliance. This has been a year of significant accomplishments for our department.

When a number of air quality permit fees were lowered in January, customers were also provided the option to receive a dust control permit on an expedited basis. Any applicant may now receive a permit by the next business day for an expediting fee, which doubles the normal price of the permit.

In March, the department issued a Title V permit modification that authorized a future \$7 billion Intel facility expansion in Chandler. This project involved extensive collaboration among the department, Arizona Department of Environmental Quality (ADEQ) and Environmental Protection Agency (EPA) Region 9, creating an incredible opportunity not only for protecting the county's air quality but for positively impacting the economy and bringing thousands of new jobs to the area.

The National Association of Counties (NACo) presented the department with seven 2017 Achievement Awards. In addition, our "Up in the Air: An Air Pollution Education Program" submission was selected as one of the 100 Brilliant Ideas at Work, showcasing one of the best innovations in county government for improving residents' quality of life.

Our pollution reduction assistance efforts continue to expand. The fireplace retrofit pilot program to retrofit wood burning fireplaces with catalytic emission control systems or gas log sets was very successful and has been continued this year. A new propane fire pit program is planned for implementation in November to further reduce outdoor wood burning.

The department also successfully completed two Diesel Emissions Reduction Act projects and is looking forward to providing \$620,000 in additional funding for diesel vehicle replacements or retrofits this year. The Voluntary Vehicle Repair Program was restarted to assist vehicle owners with costs associated with emissions-related repairs, further improving air quality.


While this is not a comprehensive list of our accomplishments, it serves to highlight many of the department's recent and ongoing efforts that will help us meet air quality standards. Through our collective efforts, we can achieve our goal of improving the air in Maricopa County and protecting our community's health and economy.

**PHILIP A. MCNEELY, DIRECTOR  
AIR QUALITY DEPARTMENT**

# MARICOPA COUNTY AIR QUALITY DEPARTMENT

## FISCAL YEAR 2017 REPORT

### AIR MONITORING



**25**  
MONITORING  
LOCATIONS


Total number of monitoring sites located across Maricopa County. In FY2017, monitors captured 26,568 readings per day.



**91%**  
GOOD AIR DAYS

Percent of days where Maricopa County's air quality met the federal health standard for pollutants.

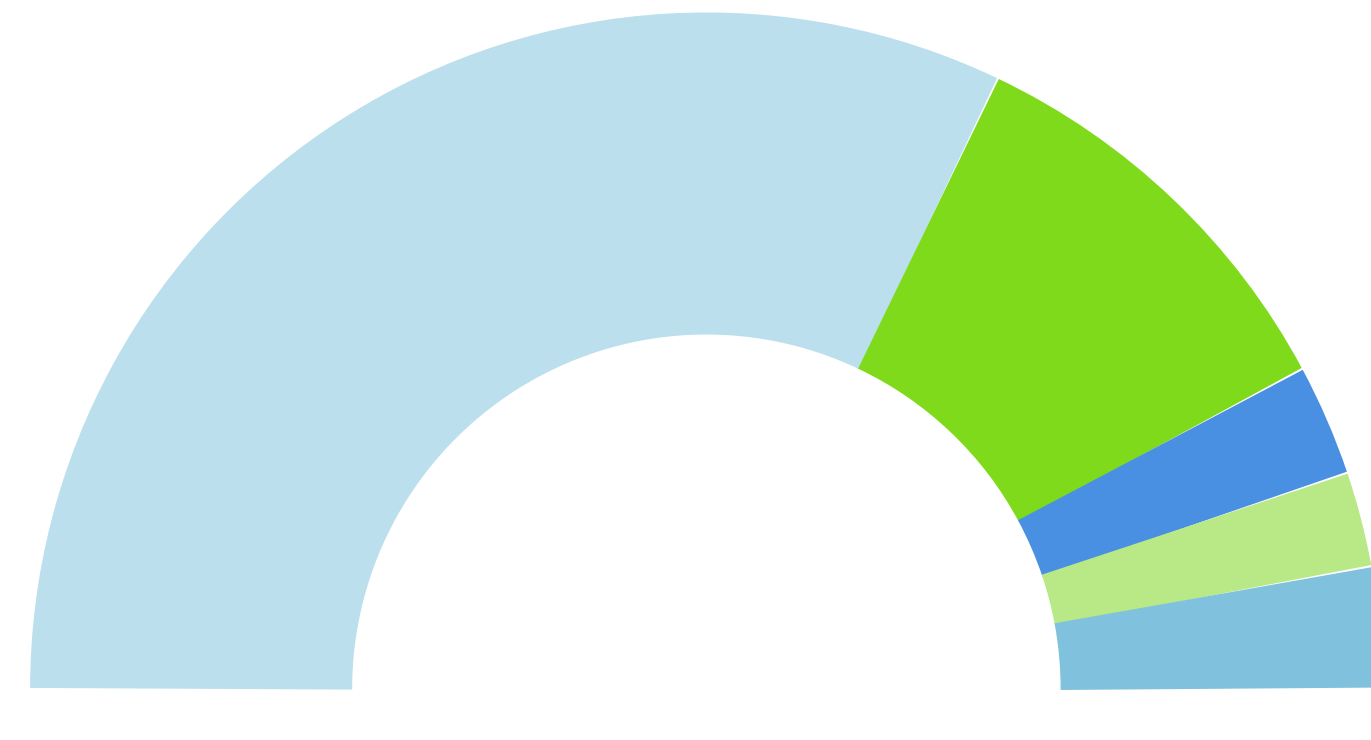
### FINANCE



**\$17,371,651**  
FUNDING SOURCES

The department is primarily funded by permit fees and federal grants, and receives secondary sources of funding through the county's general fund and penalties.

FY2017 revenues exceeded expenses resulting in a positive net cash flow of approximately \$930,000 due to continued attentive planning and stewardship of department resources.



PERMIT FEES (64.18%) GRANTS (20.14%)  
FINES (5.34%) TRAINING AND OTHER (4.54%)  
GENERAL FUND (5.81%)

### PERMITS/RULES

FY2016	FY2017	
3404	3499	DUST PERMITS ISSUED
962	930	ASBESTOS NOTIFICATIONS
374	323	SUBCONTRACTOR REGISTRATIONS
796	214	GENERAL PERMITS ISSUED
633	439	NON-TITLE V PERMIT ACTIONS
23	16	TITLE V PERMIT ACTIONS

**3%** ↑

**SUSTAINABLE  
CONSTRUCTION GROWTH**

3,499 dust permits were issued for construction projects, a 3% increase over FY2016, the fifth consecutive year of permit increases.

**19**

**RULES COMPLETED**

Rules were revised for clarity and to provide updated compliance options.

**4**

**REVISIONS TO SIP**

A State Implementation Plan (SIP) is required to demonstrate protection of the National Ambient Air Quality Standards. In FY2017, 23 rules were included in the SIP submittals to the EPA.

**476**

**PERMITTED FACILITIES**

Number of permitted facilities that completed their annual emissions inventory report.

### OUTREACH

**79**

**DUST TRAINING CLASSES**

Number of classes held on-site, off-site and online. Courses offered in English and Spanish. More than 3,479 people attended training.

**96%**

**CUSTOMER SERVICE**

1,168 out of 1,317 customers rated their overall experience with the department **OUTSTANDING** and 103 rated their experience **GOOD**.



**32,037**


**TOTAL APP DOWNLOADS**

An increase of 4,766 from FY2016.



**42,076**  
PEOPLE REACHED

Individuals reached by department participation in 75 outreach events.



2,257 FACEBOOK PAGE LIKES  
2,994 TWITTER FOLLOWERS

**3,484**

**STUDENTS REACHED**

Number of students reached through classroom visits at 39 schools within 19 districts. Outreach included attending educational, community and STEM events.

FY2016	FY2017	
1,559	1,325	RECORDS REQUESTS
67	46	PUBLIC NOTICES
6	3	PUBLIC HEARINGS
32	36	BUSINESS ASSISTANCE CASE REVIEWS

**28**

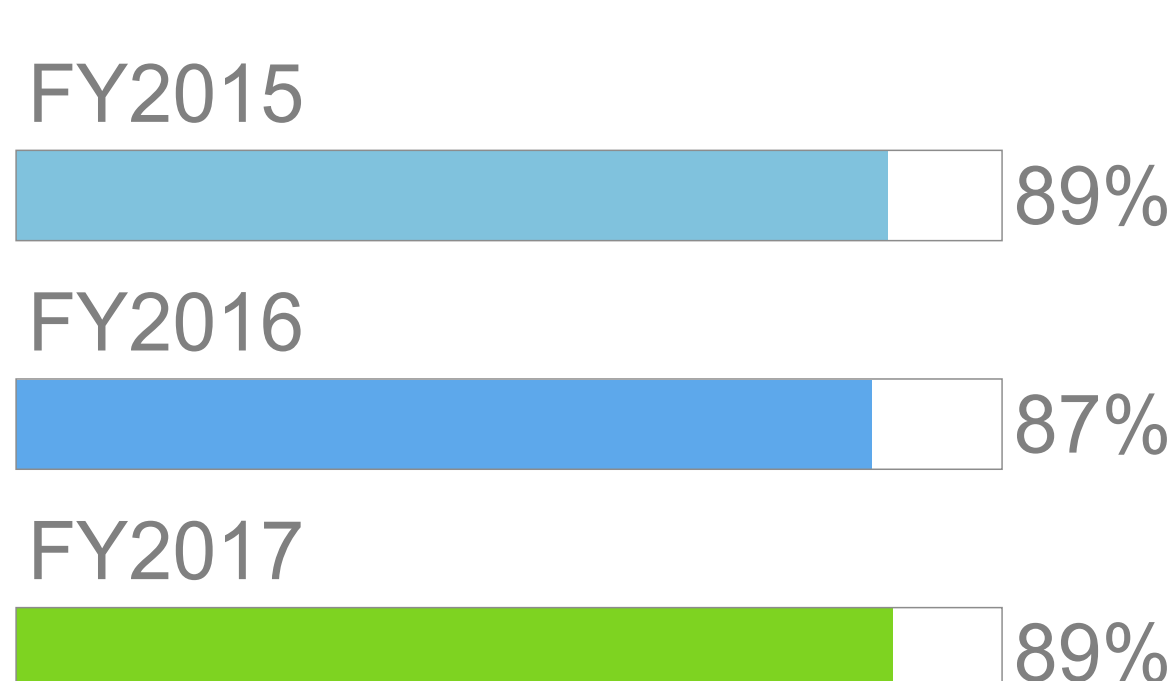
**COURTESY SITE VISITS**

Business Assistance Program staff completed 28 courtesy site visits in FY2017 at the request of customers.

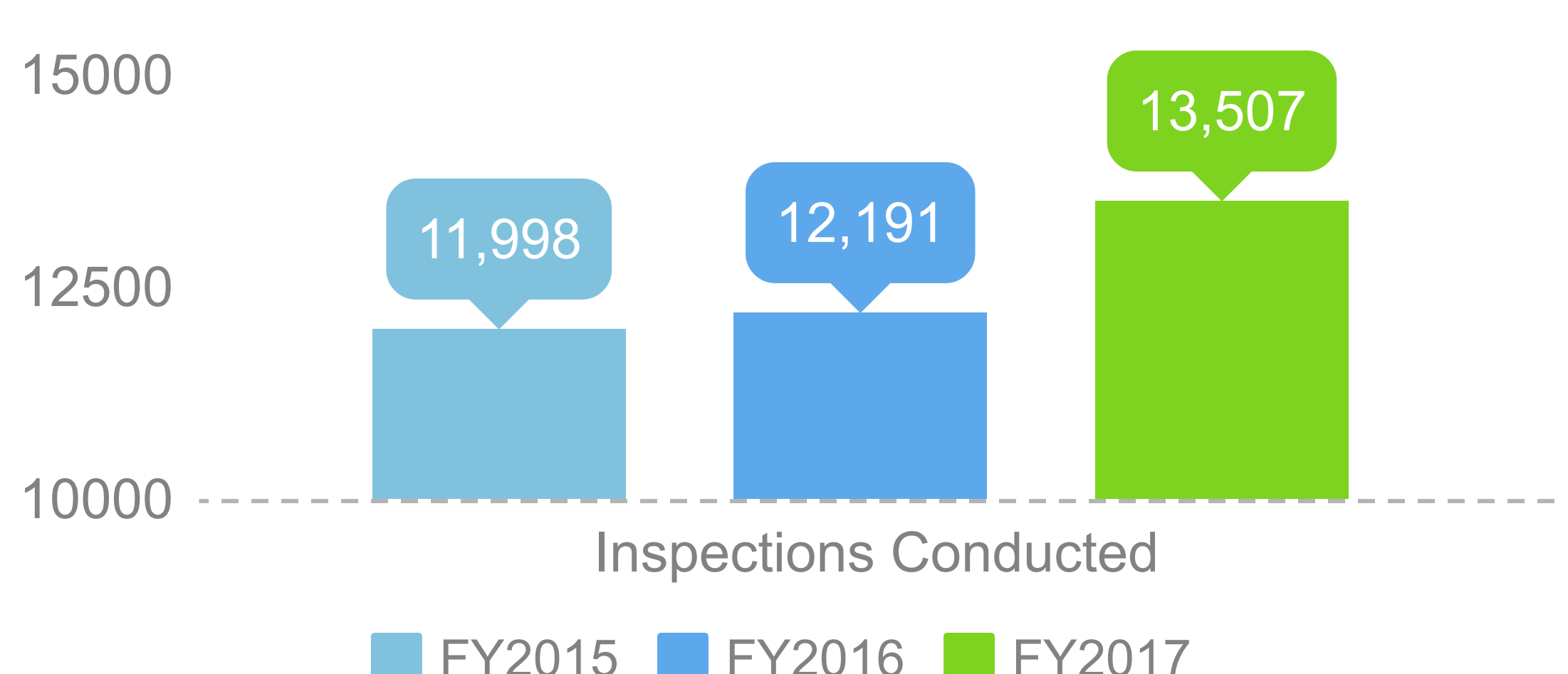
### COMPLIANCE

The department is responsible for inspecting facilities to determine compliance with applicable regulations and permit conditions.

#### FACILITIES FOUND IN COMPLIANCE



#### FACILITY INSPECTIONS



### TRAVEL REDUCTION PROGRAM

**1,204** PARTICIPATING EMPLOYERS  
@3,069 WORK & SCHOOL SITES

**4,872,567**  
DAILY COMMUTING MILES REDUCED

Prevented 7,743 tons of pollution.

**809,468**  
SURVEYED EMPLOYEES AND DRIVING-AGED STUDENTS

**TOTAL PARTICIPANTS INCLUDED 641,790 EMPLOYEES AND 181,780 STUDENTS.**

## OMBUDSMAN

The ombudsman serves as a central, independent point of contact for citizens to express their concerns and advocates on their behalf to achieve positive outcomes.

### Ombudsman Contact:

[AQMail@mail.maricopa.gov](mailto:AQMail@mail.maricopa.gov)  
(602) 506-6707

## CLEAN AIR MOBILE APP



Download the Clean Air Make More App for iPhone, iPad and Android and receive real-time air quality information and tips for reducing air pollution.

## PERMIT INTAKE LOCATIONS



### CENTRAL OFFICE

1001 N Central Ave, Suite 125  
Phoenix, AZ 85004  
Central Ave & Roosevelt Ave  
(602) 506-6010



### PHOENIX CITY HALL

200 W Washington St  
Phoenix, AZ 85003  
3rd Ave & Washington St  
(602) 526-6120



### ONE STOP SHOP

501 N 44th St, Suite 200  
Phoenix, AZ 85008  
44th St & Van Buren St  
(602) 372-1071



Fiscal Year 2017 Report  
Prepared by:

Maricopa County Air Quality Department  
1001 North Central Avenue, Suite 125  
Phoenix, Arizona 85004

Conveniently located off the Central and Roosevelt METRO Light Rail station.  
(602) 506-6010 - Main line (8 am-5 pm weekdays)  
(602) 372-2703 - Report an air quality concern

[Maricopa.gov/AQ](http://Maricopa.gov/AQ) | [CleanAirMakeMore.com](http://CleanAirMakeMore.com)