

# **The Phoenix Capital Improvement Program 2014-19**



**City of Phoenix**



**City of Phoenix**

## 2014-19 Capital Improvement Program

---

### Mayor and City Council

Greg Stanton  
Mayor

Jim Waring  
Vice Mayor  
District 2

Thelda Williams  
District 1

Bill Gates  
District 3

Laura Pastor  
District 4

Daniel Valenzuela  
District 5

Sal DiCiccio  
District 6

Michael Nowakowski  
District 7

Kate Gallego  
District 8

### Mayor's Office

Karen Peters  
Chief of Staff

### City Council Office

Penny Parrella  
Council Chief of Staff

### Management Staff

Ed Zuercher  
City Manager

Milton Dohoney  
Assistant City Manager

Rick Naimark  
Deputy City Manager

Lisa Takata  
Deputy City Manager

Paul Blue  
Deputy City Manager

Deanna Jonovich  
Deputy City Manager

Lionel Lyons  
Senior Executive Assistant to the  
City Manager  
Equal Opportunity Director  
Human Resources Director

Ginger Spencer  
Special Assistant  
to the City Manager

Tom Remes  
Government Relations  
Director

### Department Heads

Daniel L. Brown  
Acting City Attorney

James Burke  
Parks and Recreation  
Director

John Chan  
Phoenix Convention Center  
Director

Debbie Cotton  
Chief Information Officer

Ray Dovalina  
Acting Street Transportation  
Director

Moises Gallegos  
Acting Human Services  
Director

Daniel V. Garcia  
Police Chief

Bill Greene  
City Auditor

Chris Hallett  
Neighborhood Services  
Director

Rita Hamilton  
City Librarian

Maria Hyatt  
Acting Public Transit  
Director

Kara Kalkbrenner  
Acting Fire Chief

Toni Maccarone  
Public Information  
Director

Hank Marshall  
Acting Community and Economic  
Development Director

Karl Matzinger  
Housing Director

Cris Meyer  
City Clerk

Danny Murphy  
Aviation Director

Mario Paniagua  
Budget and Research  
Director

Kathryn Sorensen  
Water Services  
Director

Alan J. Stephenson  
Planning and Development  
Director

John Trujillo  
Public Works  
Director

Neal Young  
Chief Financial Officer

### Chief Presiding Judge

Roxanne K. Song Ong

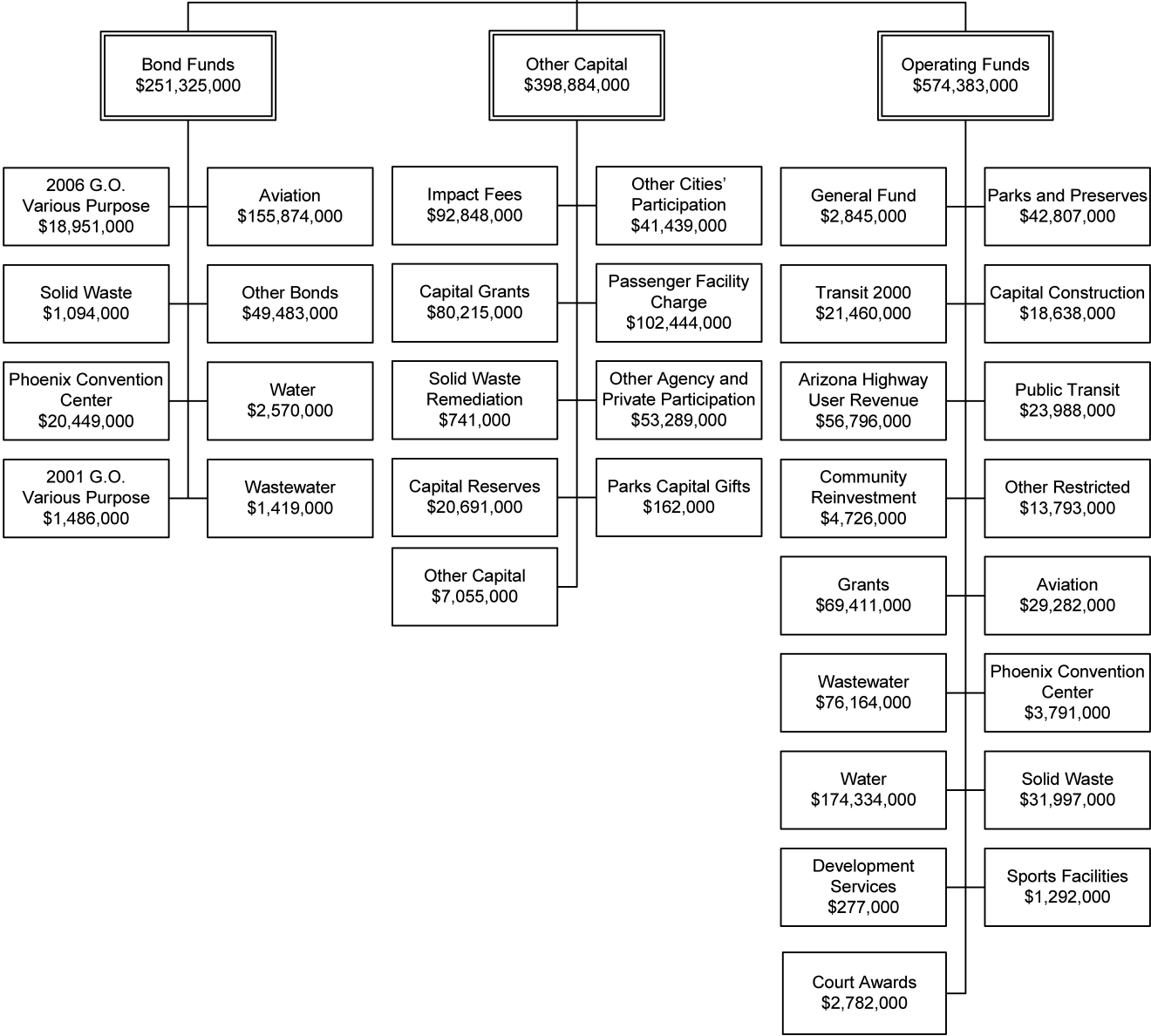
Adoption of the 2014-19 Capital  
Improvement Program by the City Council  
June 4, 2014

Adoption of the 2014-15 Capital Funds  
Budget by the City Council  
June 18, 2014



**City of Phoenix**

2014-15 Capital Improvement Program  
\$1,224,592





**City of Phoenix**

# Table of Contents

Budget Document Overview.....	i
-------------------------------	---

## Schedules

Schedule 1 - Capital Program Summary.....	1
Schedule 2 - Capital Program Summary by Source of Funds.....	2
Schedule 3 - Operating Fund Summary.....	3
Schedule 4 - Bond Funds Summary.....	4
Schedule 5 - Other Financing Summary.....	5
Schedule 6 - Projects Funded by Development Impact Fees.....	6
Schedule 7 - Resources and Expenditures by Capital Fund.....	8

## Programs

Arts and Cultural Facilities.....	11
Aviation.....	15
Economic Development.....	29
Energy Conservation.....	37
Facilities Management.....	41
Finance.....	49
Fire Protection.....	53
Historic Preservation.....	59
Housing.....	65
Human Services.....	75
Information Technology.....	79
Libraries.....	85
Neighborhood Services.....	91
Parks, Recreation and Mountain Preserves.....	101
Phoenix Convention Center.....	121
Police Protection.....	137
Public Transit.....	143
Regional Wireless Cooperative (RWC).....	163
Solid Waste Disposal.....	167
Street Transportation and Drainage.....	175
Wastewater.....	225
Water.....	251
Fund Legend.....	287
Glossary.....	299
Ordinances.....	307



**City of Phoenix**

## **BUDGET DOCUMENT OVERVIEW**

This overview outlines the City of Phoenix 2014-15 Annual Budget. Copies of the document are available on-line at [www.phoenix.gov/BUDGET](http://www.phoenix.gov/BUDGET), in the Phoenix Public Library or by contacting the City of Phoenix Budget and Research Department at (602) 262-4800. Also, this document can be made available in alternate formats (large print, braille, audio cassette or compact disc) upon request. For information, contact the Budget and Research Department or City TTY relay at(602) 534-5500.

### **2014-15 Summary Budget Document**

The Summary Budget contains a narrative description of Phoenix programs and services planned for the upcoming fiscal year. Also included is a narrative description of all revenue sources and a description of legal constraints and financial policies.

### **2014-15 Detail Budget Document**

The Detail Budget provides extensive statistical data (including multiyear comparisons) for each City department and fund. This statistical data includes staffing allocation and planned expenditures by organizational sub-unit and type.

### **2014-19 Capital Improvement Program**

Finally, the 2014-19 Capital Improvement Program, presented here, provides Phoenix's planned construction program by project and detailed sources of funds.

### **Glossaries**

Definitions of the terms used throughout the budget documents are presented in the glossaries included in the Detail Budget document and the Capital Improvement Program.

If you need further clarification of any of the terms used in the document, please contact the City of Phoenix Budget and Research Department at (602) 262-4800.



**City of Phoenix**

# Schedules



**City of Phoenix**

2014-2019 CAPITAL IMPROVEMENT PROGRAM

**SCHEDULE 1**  
**SUMMARY OF 2014-19 CAPITAL IMPROVEMENT PROGRAM**  
 By Program  
 (In Thousands of Dollars)

<b>Program</b>	<b>2014-15</b>	<b>2015-16</b>	<b>2016-17</b>	<b>2017-18</b>	<b>2018-19</b>	<b>Total</b>
Arts and Cultural Facilities	\$ 1,126	\$ -	\$ -	\$ -	\$ 376	\$ 1,501
Aviation	319,309	48,013	49,046	32,179	73,957	522,505
Economic Development	8,546	10,401	5,401	3,925	20,702	48,975
Energy Conservation	1,200	1,200	1,200	1,200	1,200	6,000
Facilities Management	8,785	1,550	1,075	1,040	7,721	20,171
Finance	2,437	225	-	-	-	2,662
Fire Protection	11,745	7,738	-	-	15,345	34,828
Historic Preservation	1,406	98	-	-	1,453	2,957
Housing	36,572	7,110	7,079	6,410	7,631	64,804
Human Services	609	-	30	-	12,632	13,271
Information Technology	49,848	11,334	9,277	9,277	10,339	90,076
Libraries	1,476	200	200	200	13,329	15,405
Neighborhood Services	6,350	25	25	25	6,898	13,323
Parks, Recreation and Mountain Preserves	73,248	28,158	7,387	7,000	26,028	141,821
Phoenix Convention Center	26,317	4,470	3,805	4,266	8,244	47,102
Police Protection	3,250	-	-	-	22,755	26,005
Public Transit	123,637	43,264	40,711	44,005	28,678	280,295
Regional Wireless Cooperative	17,958	14,621	6,000	6,000	6,000	50,579
Solid Waste Disposal	36,567	22,190	3,815	7,100	33,725	103,398
Street Transportation and Drainage	159,821	77,967	95,714	81,536	96,429	511,467
Wastewater	131,222	147,424	108,765	44,002	64,654	496,065
Water	203,162	145,631	115,432	129,415	148,599	742,237
<b>Total</b>	<b>\$ 1,224,592</b>	<b>\$ 571,620</b>	<b>\$ 454,962</b>	<b>\$ 377,581</b>	<b>\$ 606,694</b>	<b>\$ 3,235,447</b>

2014-2019 CAPITAL IMPROVEMENT PROGRAM

SCHEDULE 2  
SUMMARY OF 2014-19 CAPITAL IMPROVEMENT PROGRAM

By Source of Funds  
(In Thousands of Dollars)

Funds	2014-15	2015-16	2016-17	2017-18	2018-19	Total
<b>Operating Funds:</b>						
General	\$ 2,845	\$ 7,899	\$ 4,195	\$ 3,040	\$ 8,100	\$ 26,079
Neighborhood Protection - Fire	-	1,290	-	-	-	1,290
Public Safety Expansion - Fire	-	1,290	-	-	-	1,290
Public Safety Enhancement - Fire	-	1,290	-	-	-	1,290
Parks and Preserves	42,807	28,083	7,000	7,000	7,000	91,889
Transit 2000	21,460	5,703	4,316	3,173	3,264	37,917
Court Awards	2,782	-	-	-	-	2,782
Development Services	277	-	-	-	-	277
Capital Construction	18,638	15,596	15,725	16,643	16,843	83,445
Sports Facilities	1,292	-	-	-	-	1,292
Arizona Highway User Revenue	56,796	38,068	61,472	50,019	38,584	244,939
Regional Transit	23,988	7,168	5,615	6,846	3,770	47,387
Community Reinvestment	4,726	7,501	2,501	2,925	2,750	20,403
Other Restricted Funds	13,793	3,500	3,450	1,550	1,550	23,843
Grant Funds	69,411	32,500	32,035	37,525	25,094	196,565
<b>Enterprise Funds:</b>						
Aviation	29,282	18,195	15,485	13,913	34,536	111,411
Water	174,334	135,816	108,731	125,824	138,233	682,939
Wastewater	76,164	114,575	83,074	39,051	58,535	371,400
Solid Waste	31,997	21,480	3,950	4,300	11,575	73,302
Convention Center	3,791	2,840	1,585	3,166	7,044	18,426
<b>Total Operating Funds</b>	<b>\$ 574,383</b>	<b>\$ 442,793</b>	<b>\$ 349,134</b>	<b>\$ 314,976</b>	<b>\$ 356,880</b>	<b>\$ 2,038,166</b>
<b>Bond Funds:</b>						
<b>Property Tax Supported:</b>						
1988 Various Purpose	\$ -	\$ -	\$ -	\$ -	\$ 2,221	\$ 2,221
2001 Various Purpose	1,486	-	-	-	16,385	17,871
2006 Various Purpose	18,951	2,857	30	25	120,454	142,318
<b>Nonprofit Corporation Bonds:</b>						
Aviation	155,874	8,240	30	30	-	164,174
Water	2,570	517	4,275	2,000	4,000	13,362
Wastewater	1,419	257	447	-	-	2,123
Solid Waste	1,094	130	85	3,000	18,050	22,360
Convention Center	20,449	-	-	-	-	20,449
Other	49,483	11,359	9,077	9,077	-	78,996
<b>Total Bond Funds</b>	<b>\$ 251,325</b>	<b>\$ 23,362</b>	<b>\$ 13,944</b>	<b>\$ 14,132</b>	<b>\$ 161,110</b>	<b>\$ 463,873</b>
<b>Other Capital Sources:</b>						
Impact Fees	\$ 92,848	\$ 4,603	\$ 1,534	\$ 778	\$ 13,974	\$ 113,737
Passenger Facility Charge	102,444	6,830	11,320	6,260	10,401	137,255
<b>Other Cities' Share -</b>						
SROG and Val Vista	41,439	52,647	33,613	12,263	13,813	153,774
Solid Waste Remediation	741	800	-	-	-	1,541
Capital Grants	80,215	19,451	27,735	14,548	31,592	173,541
<b>Federal, State and</b>						
Other Participation	53,289	21,034	17,582	14,524	14,524	120,951
Capital Reserves	20,691	100	100	100	4,400	25,391
Parks Capital Gifts	162	-	-	-	-	162
Other Capital	7,055	-	-	-	-	7,055
<b>Total Other Capital Sources</b>	<b>\$ 398,884</b>	<b>\$ 105,465</b>	<b>\$ 91,884</b>	<b>\$ 48,472</b>	<b>\$ 88,704</b>	<b>\$ 733,408</b>
<b>TOTAL</b>	<b>\$ 1,224,592</b>	<b>\$ 571,620</b>	<b>\$ 454,962</b>	<b>\$ 377,581</b>	<b>\$ 606,694</b>	<b>\$ 3,235,447</b>

2014-2019 CAPITAL IMPROVEMENT PROGRAM

SCHEDULE 3  
SUMMARY OF 2014-19 CAPITAL IMPROVEMENT PROGRAM  
FINANCED FROM OPERATING FUNDS  
(In Thousands of Dollars)

Program	2014-15	2015-16	2016-17	2017-18	2018-19	Total
Arts and Cultural Facilities	\$ 52	\$ -	\$ -	\$ -	\$ -	52
Aviation	28,118	18,195	15,485	13,913	34,536	110,247
Economic Development	8,381	10,401	5,401	3,925	3,750	31,858
Energy Conservation	1,200	1,200	1,200	1,200	1,200	6,000
Facilities Management	1,635	1,550	1,075	1,040	1,000	6,300
Finance	1,161	-	-	-	-	1,161
Fire Protection	7,944	7,738	-	-	-	15,683
Housing	17,300	4,538	4,507	3,838	3,838	34,022
Information Technology	1,200	200	200	200	5,200	7,000
Libraries	200	200	200	200	200	1,000
Neighborhood Services	3,201	-	-	-	-	3,201
Parks, Recreation and Mountain Preserves	42,932	28,083	7,000	7,000	7,000	92,014
Phoenix Convention Center	5,868	4,470	3,805	4,266	8,244	26,653
Police Protection	3,182	-	-	-	-	3,182
Public Transit	95,546	41,133	37,759	44,005	28,590	247,033
Solid Waste Disposal	29,219	21,280	3,750	4,100	11,375	69,724
Street Transportation and Drainage	75,678	53,914	77,447	66,913	55,677	329,628
Wastewater	73,266	114,275	82,774	38,751	58,235	367,301
Water	178,300	135,616	108,531	125,624	138,033	686,105
<b>Total</b>	<b>\$ 574,383</b>	<b>\$ 442,793</b>	<b>\$ 349,134</b>	<b>\$ 314,976</b>	<b>\$ 356,880</b>	<b>\$ 2,038,166</b>

Source of Funds

General Funds:

General	\$ 2,645	\$ 7,699	\$ 3,995	\$ 2,840	\$ 7,900	\$ 25,079
Library	200	200	200	200	200	1,000
<b>Total General Funds</b>	<b>\$ 2,845</b>	<b>\$ 7,899</b>	<b>\$ 4,195</b>	<b>\$ 3,040</b>	<b>\$ 8,100</b>	<b>\$ 26,079</b>

Special Revenue Funds:

Neighborhood Protection - Fire	\$ -	\$ 1,290	\$ -	\$ -	\$ -	1,290
Public Safety Expansion - Fire	-	1,290	-	-	-	1,290
Public Safety Enhancement - Fire	-	1,290	-	-	-	1,290
Parks and Preserves	42,807	28,083	7,000	7,000	7,000	91,889
Transit 2000	21,460	5,703	4,316	3,173	3,264	37,917
Court Awards	2,782	-	-	-	-	2,782
Development Services	277	-	-	-	-	277
Capital Construction	18,638	15,596	15,725	16,643	16,843	83,445
Sports Facilities	1,292	-	-	-	-	1,292
Arizona Highway User Revenue	56,796	38,068	61,472	50,019	38,584	244,939
Regional Transit	23,988	7,168	5,615	6,846	3,770	47,387
Community Reinvestment	4,726	7,501	2,501	2,925	2,750	20,403
Other Restricted Funds	13,793	3,500	3,450	1,550	1,550	23,843
Grant Funds	69,411	32,500	32,035	37,525	25,094	196,565
<b>Total Special Revenue Funds</b>	<b>\$ 255,970</b>	<b>\$ 141,988</b>	<b>\$ 132,114</b>	<b>\$ 125,682</b>	<b>\$ 98,855</b>	<b>\$ 754,608</b>

Enterprise Funds:

Aviation	\$ 29,282	\$ 18,195	\$ 15,485	\$ 13,913	\$ 34,536	\$ 111,411
Water	174,334	135,816	108,731	125,824	138,233	682,939
Wastewater	76,164	114,575	83,074	39,051	58,535	371,400
Solid Waste	31,997	21,480	3,950	4,300	11,575	73,302
Convention Center	3,791	2,840	1,585	3,166	7,044	18,426
<b>Total Enterprise Funds</b>	<b>\$ 315,568</b>	<b>\$ 292,906</b>	<b>\$ 212,824</b>	<b>\$ 186,255</b>	<b>\$ 249,924</b>	<b>\$ 1,257,477</b>

<b>Total Operating Funds</b>	<b>\$ 574,383</b>	<b>\$ 442,793</b>	<b>\$ 349,134</b>	<b>\$ 314,976</b>	<b>\$ 356,880</b>	<b>\$ 2,038,166</b>
------------------------------	-------------------	-------------------	-------------------	-------------------	-------------------	---------------------

2014-2019 CAPITAL IMPROVEMENT PROGRAM

**SCHEDULE 4**  
**SUMMARY OF 2014-19 CAPITAL IMPROVEMENT PROGRAM**  
**FINANCED FROM BOND FUNDS**  
(In Thousands of Dollars)

<b>Program</b>	<b>2014-15</b>	<b>2015-16</b>	<b>2016-17</b>	<b>2017-18</b>	<b>2018-19</b>	<b>Total</b>
Arts and Cultural Facilities	\$ 1,074	\$ -	\$ -	\$ -	\$ 376	\$ 1,450
Aviation	155,874	8,240	30	30	-	164,174
Economic Development	165	-	-	-	16,952	17,116
Facilities Management	490	-	-	-	6,721	7,211
Finance	325	225	-	-	-	550
Fire Protection	2,843	-	-	-	13,906	16,749
Historic Preservation	1,406	98	-	-	1,453	2,957
Housing	14	-	-	-	1,221	1,235
Human Services	600	-	30	-	12,632	13,262
Information Technology	48,648	11,134	9,077	9,077	5,139	83,076
Libraries	1,276	-	-	-	5,668	6,944
Neighborhood Services	2,774	25	25	25	6,898	9,747
Parks, Recreation and Mountain Preserves	3,842	75	387	-	19,028	23,332
Phoenix Convention Center	20,449	-	-	-	-	20,449
Police Protection	66	-	-	-	22,755	22,820
Public Transit	8	-	-	-	88	96
Solid Waste Disposal	1,115	110	65	3,000	18,050	22,341
Street Transportation and Drainage	6,761	2,920	25	-	26,128	35,835
Wastewater	1,135	167	30	-	46	1,378
Water	2,459	367	4,275	2,000	4,050	13,152
<b>Total</b>	<b>\$ 251,325</b>	<b>\$ 23,362</b>	<b>\$ 13,944</b>	<b>\$ 14,132</b>	<b>\$ 161,110</b>	<b>\$ 463,873</b>

Source of Funds

Property Tax Supported:

1988 Various Purpose	\$ -	\$ -	\$ -	\$ -	\$ 2,221	\$ 2,221
2001 Various Purpose	1,486	-	-	-	16,385	17,871
2006 Various Purpose	18,951	2,857	30	25	120,454	142,318

Nonprofit Corporation Bonds:

Aviation	155,874	8,240	30	30	-	164,174
Water	2,570	517	4,275	2,000	4,000	13,362
Wastewater	1,419	257	447	-	-	2,123
Solid Waste	1,094	130	85	3,000	18,050	22,360
Phoenix Convention Center	20,449	-	-	-	-	20,449
Other	49,483	11,359	9,077	9,077	-	78,996

<b>Total Bond Funds</b>	<b>\$ 251,325</b>	<b>\$ 23,362</b>	<b>\$ 13,944</b>	<b>\$ 14,132</b>	<b>\$ 161,110</b>	<b>\$ 463,873</b>
-------------------------	-------------------	------------------	------------------	------------------	-------------------	-------------------

2014-2019 CAPITAL IMPROVEMENT PROGRAM

SCHEDULE 5  
 SUMMARY OF 2014-19 CAPITAL IMPROVEMENT PROGRAM  
 FINANCED FROM OTHER CAPITAL FUNDS  
 (In Thousands of Dollars)

Program	2014-15	2015-16	2016-17	2017-18	2018-19	Total
Aviation	\$ 135,318	\$ 21,578	\$ 33,532	\$ 18,236	\$ 39,421	\$ 248,085
Facilities Management	6,660	-	-	-	-	6,660
Finance	950	-	-	-	-	950
Fire Protection	958	-	-	-	1,439	2,397
Housing	19,258	2,572	2,572	2,572	2,572	29,546
Human Services	9	-	-	-	-	9
Libraries	-	-	-	-	7,461	7,461
Neighborhood Services	375	-	-	-	-	375
Parks, Recreation and Mountain Preserves	26,474	-	-	-	-	26,474
Police Protection	3	-	-	-	-	3
Public Transit	28,083	2,131	2,952	-	-	33,166
Regional Wireless Cooperative	17,958	14,621	6,000	6,000	6,000	50,579
Solid Waste Disposal	6,233	800	-	-	4,300	11,333
Street Transportation and Drainage	77,382	21,134	18,242	14,624	14,624	146,004
Wastewater	56,821	32,981	25,961	5,250	6,372	127,386
Water	22,402	9,648	2,626	1,791	6,515	42,981
<b>Total</b>	<b>\$ 398,884</b>	<b>\$ 105,465</b>	<b>\$ 91,884</b>	<b>\$ 48,472</b>	<b>\$ 88,704</b>	<b>\$ 733,408</b>

Source of Funds

Impact Fees	\$ 92,848	\$ 4,603	\$ 1,534	\$ 778	\$ 13,974	\$ 113,737
Passenger Facility Charge	102,444	6,830	11,320	6,260	10,401	137,255
Other Cities' Share -						
SROG and Val Vista	41,439	52,647	33,613	12,263	13,813	153,774
Solid Waste Remediation	741	800	-	-	-	1,541
Capital Grants	80,215	19,451	27,735	14,548	31,592	173,541
Federal, State and						
Other Participation	53,289	21,034	17,582	14,524	14,524	120,951
Capital Reserves	20,691	100	100	100	4,400	25,391
Parks Capital Gifts	162	-	-	-	-	162
Other Capital	7,055	-	-	-	-	7,055
<b>Total Other Capital Funds</b>	<b>\$ 398,884</b>	<b>\$ 105,465</b>	<b>\$ 91,884</b>	<b>\$ 48,472</b>	<b>\$ 88,704</b>	<b>\$ 733,408</b>

**SCHEDULE 6**

**SUMMARY OF 2014-19 CAPITAL IMPROVEMENT PROGRAM  
DEVELOPMENT IMPACT FEES FUNDED PROJECTS**

**Northern Areas: Deer Valley, Desert View and North Gateway - \$49,165,000**

***Fire***

- Fire Station 55 along I-17 Freeway (\$1,259,000) – Partial funding for a new Fire Station 55 along I-17 near the borders of Deer Valley and North Gateway villages deferred to 2018-19.

***Libraries***

- Desert View Branch Library (\$1,744,000) – Partial funding for a new branch library in the Desert View area deferred to 2018-19.
- North Gateway Branch Library (\$639,000) – Partial funding for a new branch library in the North Gateway area deferred to 2018-19.

***Parks***

- Parks Infrastructure (\$5,645,000) – Construct growth-related park infrastructure in 2014-15.
- New Trails (\$2,656,000) – Design and construct new trails including related infrastructure.
- Deem Hills Phase II (\$941,000) – Construct volleyball courts, parking lot and add open turf area at Deem Hills Park.

***Solid Waste***

- Solid Waste Infrastructure (\$685,000) – Construct growth-related solid waste projects in 2014-15.

***Facilities Management***

- Equipment Repair Infrastructure (\$960,000) – Construct growth-related equipment repair projects in 2014-15.

***Street Transportation and Drainage***

- Major Street and Drainage Infrastructure (\$4,412,000) – Construct major street and drainage infrastructure projects in 2014-15.
- 64<sup>th</sup> Street, Utopia Road to Pima Freeway Loop 101 (\$560,000) – Design one mile of major street in 2016-17.
- 56<sup>th</sup> Street, Deer Valley to Pinnacle Peak (\$490,000) – Construct one mile of major street in 2014-15.

***Wastewater***

- Wastewater Infrastructure (\$13,648,000) – Construct growth-related wastewater infrastructure from 2014-15 through 2018-19.
- Gravity Sewers (\$3,919,000) – Design and/or construct various gravity sewers from 2014-15 through 2018-19.

***Water***

- Water Infrastructure (\$3,601,000) – Construct growth-related water infrastructure in 2014-15.
- Water Mains (\$8,006,000) – Install various sized water mains in 2014-15 through 2018-19.

**SCHEDULE 6 (CONTINUED)**

**SUMMARY OF 2014-19 CAPITAL IMPROVEMENT PROGRAM  
DEVELOPMENT IMPACT FEES FUNDED PROJECTS**

**Southern Areas: Ahwatukee, Estrella and Laveen - \$64,572,000**

***Fire***

- Fire Station 58 – Estrella Laveen (\$958,000) – Design, construct and equip new Fire Station 58 in Estrella Laveen in 2014-15.
- Fire Station 74 – West Ahwatukee (\$180,000) – Partial funding for new Fire Station 74 in West Ahwatukee deferred to 2018-19.

***Libraries***

- Estrella Branch Library (\$4,756,000) – Partial funding for a new branch library in the Estrella area deferred to 2018-19.
- West Ahwatukee Branch Library (\$322,000) – Partial funding for a new branch library in the West Ahwatukee area deferred to 2018-19.

***Parks***

- Parks Infrastructure (\$7,775,000) – Construct large growth-related park infrastructure in 2014-15.
- Cesar Chavez Community Center (\$3,650,000) – Acquire land for a future community center at Cesar Chavez Park in 2014-15.

***Solid Waste***

- Solid Waste Infrastructure (\$1,855,000) – Construct growth-related solid waste infrastructure in 2014-15.

***Facilities Management***

- Equipment Repair Infrastructure (\$2,300,000) – Construct growth-related equipment repair projects in 2014-15.

***Street Transportation and Drainage***

- Major Street and Drainage Infrastructure (\$4,477,000) – Construct major street and drainage infrastructure projects in 2014-15.
- Detention Basin (\$224,000) – Construct a detention basin at 43<sup>rd</sup> Avenue and Baseline Road in 2014-15.
- Storm Drain Improvements: Lower Buckeye Road (\$77,000) – Construct major storm drain improvements on Lower Buckeye Road from 51<sup>st</sup> Avenue to 43<sup>rd</sup> Avenue in 2014-15.

***Wastewater***

- Wastewater Infrastructure (\$22,021,000) – Construct growth-related wastewater infrastructure in 2014-15.
- Lift Station 43 Expansion (\$300,000) – Design and construct additional capacity for the 75<sup>th</sup> Avenue and Southern lift station in 2018-19.

***Water***

- Water Mains (\$15,677,000) – Construct growth-related water infrastructure in 2014-15.

2014-2019 CAPITAL IMPROVEMENT PROGRAM

SCHEDULE 7  
 RESOURCES AND EXPENDITURES BY CAPITAL FUND  
 2014-15 CAPITAL IMPROVEMENT PROGRAM  
 (In Thousands of Dollars)

Capital Fund	RESOURCES			EXPENDITURES	FUND BALANCES		
	Beginning Balance	Projected Revenue <sup>1</sup>	Total	Estimated Expenditures	Ending Fund Balance	Projected Resources Beyond 14/15 <sup>2</sup>	Funds Available Beyond 14/15
<b>BONDS AND RELATED FUNDS</b>							
<b>2006 Bonds</b>							
Libraries, Senior & Cultural Centers	\$ (2,050)	\$ -	\$ (2,050)	\$ 1,859	\$ (3,909)	\$ 27,190	\$ 23,281
Education	(4,566)	-	(4,566)	2	(4,568)	8,090	3,522
Affordable Housing & Neighborhoods	6,276	-	6,276	4,214	2,062	17,795	19,857
Parks and Open Spaces	5,395	-	5,395	3,788	1,607	13,685	15,292
Police, Fire & Homeland Security	1,544	-	1,544	1,835	(291)	36,700	36,409
Police, Fire & City Technology	1,073	-	1,073	1,000	73	4,790	4,863
Street and Storm Sewer Improvement	9,462	-	9,462	6,253	3,209	27,495	30,704
<b>2001 Bonds</b>							
Affordable Housing & Homeless Shelter	1,053	-	1,053	-	1,053	-	1,053
Educational, Youth & Cultural Facilities	(76)	-	(76)	1,074	(1,150)	1,700	550
Environmental Improvement & Cleanup	261	-	261	-	261	630	891
Fire Protection Facilities & Equipment	73	-	73	73	-	800	800
Neighborhood Protection & Senior Centers	4,904	-	4,904	102	4,802	2,355	7,157
New & Improved Libraries	3,455	-	3,455	17	3,438	900	4,338
Parks, Open Space & Recreation	(334)	-	(334)	-	(334)	4,425	4,091
Police Protection Facilities & Equipment	(526)	-	(526)	-	(526)	1,115	589
Police, Fire & Computer Technology	(75)	-	(75)	-	(75)	615	540
Preserving Phoenix Heritage	(115)	-	(115)	75	(190)	795	605
Storm Sewers	(26)	-	(26)	-	(26)	50	24
Street Improvements	(457)	-	(457)	144	(601)	2,225	1,624
<b>1989 Historic Preservation</b>	<b>3</b>	<b>-</b>	<b>3</b>	<b>-</b>	<b>3</b>	<b>-</b>	<b>3</b>
<b>1988 Bonds</b>							
Freeway Mitigation, Neighborhood Stabilization, Slum & Blight Elimination	844	-	844	-	844	1,000	1,844
Parks, Recreation & Mountain Preserves	413	-	413	-	413	-	413
Police Protection	27	-	27	-	27	-	27
<b>Nonprofit Corporation Bonds</b>							
Aviation	(68,720)	14	(68,706)	155,874	(224,580)	538,020	313,440
Phoenix Convention Center	9,606	20,449	30,055	20,449	9,606	-	9,606
Solid Waste	1,374	-	1,374	1,094	280	75,000	75,280
Wastewater	(1,039)	-	(1,039)	1,419	(2,458)	405,000	402,542
Water	(12,073)	-	(12,073)	2,570	(14,643)	525,000	510,357
Other	(8,747)	4,714	(4,033)	49,483	(53,516)	182,345	128,829
<b>OTHER FINANCING</b>							
Impact Fees	117,513	-	117,513	92,848	24,665	-	24,665
Passenger/Customer Facility Charge	53,395	83,250	136,645	102,444	34,201	-	34,201
Other Cities' Participation in Joint Ventures	(661)	41,439	40,778	41,439	(661)	661	-
Solid Waste Remediation	5,790	-	5,790	741	5,049	-	5,049
Capital Grants	4,322	80,215	84,537	80,215	4,322	-	4,322
Federal, State & Other Participation	1,810	53,289	55,099	53,289	1,810	-	1,810
Capital Gifts	(3)	162	159	162	(3)	3	-
Capital Reserves	303,942	3,021	306,963	20,691	286,272	-	286,272
Other Capital	22,210	-	22,210	7,055	15,155	-	15,155
<b>TOTAL</b>	<b>\$ 455,277</b>	<b>\$ 286,553</b>	<b>\$ 741,830</b>	<b>\$ 650,209</b>	<b>\$ 91,621</b>	<b>\$ 1,878,384</b>	<b>\$ 1,970,005</b>

<sup>1</sup> Includes bond proceeds and funds which "pass through" bond funds such as grants, land sales and other agency and private participation.

<sup>2</sup> Includes bonds authorized and available for sale, pledged resources and cost recovery for projects billed and/or reimbursed on a cash flow basis.

# Program Detail



**City of Phoenix**

### **Arts and Cultural Facilities**

The Arts and Cultural Facilities program totals \$1.5 million and is funded with 2001 and 2006 General Obligation Bond and other restricted funds. General Obligation bond funded projects total approximately \$1.45 million, of which \$0.4 million is being delayed indefinitely due to property tax revenue reductions.

General Obligation Bond funded projects that are delayed indefinitely include:

- Hispanic cultural center (a portion of the project budget)
- Study to renovate Santa Rita Hall for use as a cultural center

The Arts and Cultural Facilities program through various projects seeks to preserve and expand the enjoyment of the arts and culture within the City of Phoenix.

2014-2019 CAPITAL IMPROVEMENT PROGRAM

**Arts and Cultural Facilities**  
Capital Improvement Program Summary

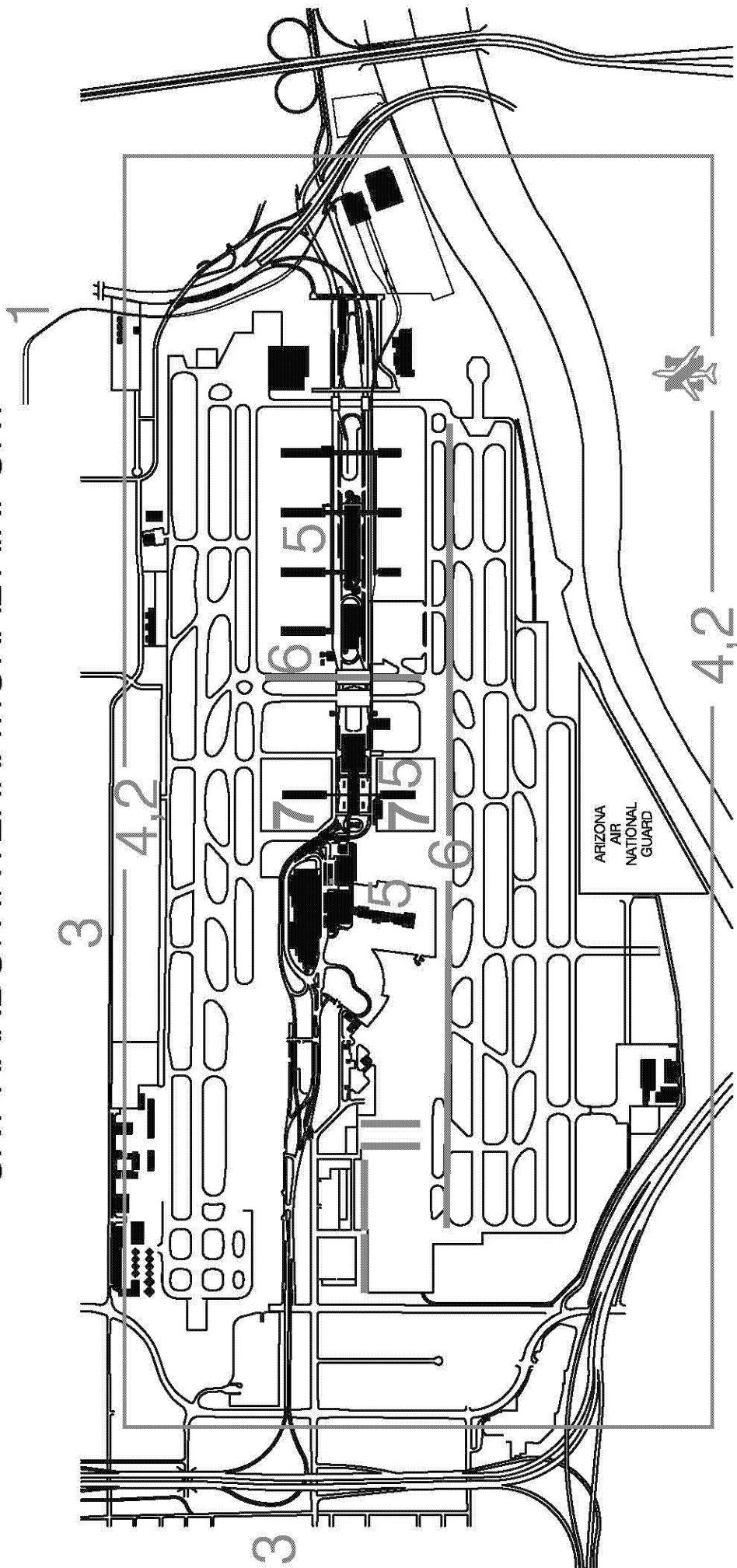
<b>Project Summary</b>	<b>2014-15</b>	<b>2015-16</b>	<b>2016-17</b>	<b>2017-18</b>	<b>2018-19</b>	<b>Total</b>
Cultural Facilities	1,125,574	-	-	-	351,500	1,477,074
Percent for Art	-	-	-	-	24,000	24,000
<b>Total</b>	<b>\$1,125,574</b>	<b>-</b>	<b>-</b>	<b>-</b>	<b>\$375,500</b>	<b>\$1,501,074</b>
<b>Source of Funds</b>						
<u>Operating Funds</u>						
Other Restricted Funds	51,574	-	-	-	-	51,574
<b>Total Operating Funds</b>	<b>\$51,574</b>	<b>-</b>	<b>-</b>	<b>-</b>	<b>-</b>	<b>\$51,574</b>
<u>Bond Funds</u>						
2001 Bonds	1,074,000	-	-	-	316,000	1,390,000
2006 Bonds	-	-	-	-	59,500	59,500
<b>Total Bond Funds</b>	<b>\$1,074,000</b>	<b>-</b>	<b>-</b>	<b>-</b>	<b>\$375,500</b>	<b>\$1,449,500</b>
<b>Total Sources of Funds</b>	<b>\$1,125,574</b>	<b>-</b>	<b>-</b>	<b>-</b>	<b>\$375,500</b>	<b>\$1,501,074</b>

2014-2019 CAPITAL IMPROVEMENT PROGRAM

**Arts and Cultural Facilities**

<b>Project No.</b>	<b>Project Title</b>	<b>2014-15</b>	<b>2015-16</b>	<b>2016-17</b>	<b>2017-18</b>	<b>2018-19</b>	<b>Total</b>
<b>AR0000005</b>	<b>HISPANIC CULTURAL CENTER</b>						
	Construct or renovate a facility for a Hispanic cultural center.						
	Estimated full-year ongoing operating costs: \$15,000						
							<b>District: 8</b>
	Construction	1,074,000	-	-	-	302,000	1,376,000
	<b>Project Total</b>	<b>\$1,074,000</b>	<b>-</b>	<b>-</b>	<b>-</b>	<b>\$302,000</b>	<b>\$1,376,000</b>
	2001 Educational, Youth and Cultural Facilities Bonds	1,074,000	-	-	-	302,000	1,376,000
	<b>Funding Total</b>	<b>\$1,074,000</b>	<b>-</b>	<b>-</b>	<b>-</b>	<b>\$302,000</b>	<b>\$1,376,000</b>
<b>AR0000012</b>	<b>CARVER MUSEUM</b>						
	Renovate the Carver Museum located at 415 East Grant Street.						
							<b>District: 8</b>
	Construction	51,574	-	-	-	-	51,574
	<b>Project Total</b>	<b>\$51,574</b>	<b>-</b>	<b>-</b>	<b>-</b>	<b>-</b>	<b>\$51,574</b>
	Other Restricted - Carver Museum Exterior Project	51,574	-	-	-	-	51,574
	<b>Funding Total</b>	<b>\$51,574</b>	<b>-</b>	<b>-</b>	<b>-</b>	<b>-</b>	<b>\$51,574</b>
<b>AR0000015</b>	<b>CHICANOS POR LA CAUSA</b>						
	Study to renovate Santa Rita Hall as a cultural center.						
							<b>District: 8</b>
	Study	-	-	-	-	49,500	49,500
	<b>Project Total</b>	<b>-</b>	<b>-</b>	<b>-</b>	<b>-</b>	<b>\$49,500</b>	<b>\$49,500</b>
	2006 Libraries, Youth, Senior & Cultural Facilities Bonds	-	-	-	-	49,500	49,500
	<b>Funding Total</b>	<b>-</b>	<b>-</b>	<b>-</b>	<b>-</b>	<b>\$49,500</b>	<b>\$49,500</b>
<b>AR4500001</b>	<b>CULTURAL FACILITIES PERCENT FOR ART</b>						
	Design and fabricate artwork for a cultural facility bond project.						
							<b>District: Citywide</b>
	Study	-	-	-	-	24,000	24,000
	<b>Project Total</b>	<b>-</b>	<b>-</b>	<b>-</b>	<b>-</b>	<b>\$24,000</b>	<b>\$24,000</b>
	2006 Libraries, Youth, Senior & Cultural Facilities Bonds	-	-	-	-	10,000	10,000
	2001 Educational, Youth and Cultural Facilities Bonds	-	-	-	-	14,000	14,000
	<b>Funding Total</b>	<b>-</b>	<b>-</b>	<b>-</b>	<b>-</b>	<b>\$24,000</b>	<b>\$24,000</b>

# SKY HARBOR INTERNATIONAL AIRPORT



- 1 - PHX SKY TRAIN
- 2 - NOISE MITIGATION EFFORTS
- 3 - LAND ACQUISITION (NORTH, WEST)

- 4 - INTRUDER PERIMETER FENCE
- 5 - IN-LINE EDS
- 6 - RUNWAY & TAXIWAY IMPROVEMENTS
- 7 - TERMINAL 3 MODERNIZATION

## Aviation

The Aviation program totals \$522.5 million is funded with Aviation revenue, capital grants, nonprofit corporation bonds and Passenger Facility Charge funds. The program includes projects for Phoenix Sky Harbor International Airport and satellite airports including Phoenix Deer Valley, Phoenix Goodyear and Phoenix Mesa Gateway.

Major improvements for Sky Harbor International Airport include:

- Construct PHX Sky Train™ segment from Terminal 4 to Terminal 3
- Restore and modify ramps, roadways, aprons, pavement areas and utility access points
- Acquire and maintain properties for the Community Noise Reduction Program
- Conduct various studies and provide assessment, monitoring and remediation services
- Design and construct various Terminal 4 improvements including restroom remodels, terrazzo floor installation, walkway refurbishment and international space expansion
- Expand the emergency operations center
- Improve and expand air cargo infrastructure
- Repair and rehabilitate city-owned jet bridges
- Design and construct Terminal 3 redevelopment
- Provide for contingency project funding

The Aviation program also includes runway rehabilitation, connectors and run up area improvements at the Phoenix Goodyear and Phoenix Deer Valley airports and support for development projects at Phoenix-Mesa Gateway Airport.

2014-2019 CAPITAL IMPROVEMENT PROGRAM

**Aviation**  
Capital Improvement Program Summary

<b>Project Summary</b>	<b>2014-15</b>	<b>2015-16</b>	<b>2016-17</b>	<b>2017-18</b>	<b>2018-19</b>	<b>Total</b>
Air Cargo Facilities	100,000	225,000	4,929,000	350,000	9,830,000	15,434,000
Development Studies	2,429,300	1,617,300	1,491,300	1,491,300	1,491,300	8,520,500
General Aviation	1,134,000	1,094,000	-	-	-	2,228,000
Infrastructure	267,000	-	-	-	-	267,000
Land Acquisition	8,162,900	2,863,300	-	-	-	11,026,200
Maintenance Facilities	2,638,000	1,242,000	865,000	1,138,000	852,000	6,735,000
Phoenix Deer Valley Airport	2,607,000	2,260,000	-	-	-	4,867,000
Phoenix Goodyear Airport	7,325,500	-	-	-	-	7,325,500
Phoenix-Mesa Gateway Airport	1,300,000	1,300,000	1,300,000	1,300,000	1,300,000	6,500,000
PHX Sky Train	3,519,000	-	-	-	-	3,519,000
Roads, Bridges, and Drainage	1,812,000	1,500,000	1,500,000	1,500,000	1,500,000	7,812,000
Runway and Taxiway Improvements	23,309,000	17,040,000	17,040,000	12,760,000	4,200,000	74,349,000
Security Facilities	2,523,000	-	-	-	-	2,523,000
Terminal 3	69,000	-	-	-	-	69,000
Terminal 4	34,439,000	6,356,000	4,999,000	2,530,000	4,612,000	52,936,000
Terminal Redevelopment	125,750,000	8,000,000	-	-	-	133,750,000
Vehicle Parking Facilities	1,531,000	-	-	-	-	1,531,000
Aviation Contingency	30,783,000	4,275,000	16,892,000	11,080,000	50,172,000	113,202,000
Debt	68,671,343	-	-	-	-	68,671,343
Percent for Art	939,192	240,347	30,000	30,000	-	1,239,539
<b>Total</b>	<b>\$319,309,235</b>	<b>\$48,012,947</b>	<b>\$49,046,300</b>	<b>\$32,179,300</b>	<b>\$73,957,300</b>	<b>\$522,505,082</b>
<b>Source of Funds</b>						
<u>Operating Funds</u>						
Aviation	28,117,700	18,194,600	15,484,800	13,913,300	34,536,300	110,246,700
<b>Total Operating Funds</b>	<b>\$28,117,700</b>	<b>\$18,194,600</b>	<b>\$15,484,800</b>	<b>\$13,913,300</b>	<b>\$34,536,300</b>	<b>\$110,246,700</b>
<u>Bond Funds</u>						
Nonprofit Corporation Bonds - Aviation	155,873,514	8,240,347	30,000	30,000	-	164,173,861
<b>Total Bond Funds</b>	<b>\$155,873,514</b>	<b>\$8,240,347</b>	<b>\$30,000</b>	<b>\$30,000</b>	<b>-</b>	<b>\$164,173,861</b>
<u>Other Financing</u>						
Capital Grants	32,874,000	14,748,000	22,211,500	11,976,000	29,020,000	110,829,500
Passenger Facility Charge	102,444,021	6,830,000	11,320,000	6,260,000	10,401,000	137,255,021
<b>Total Other Financing</b>	<b>\$135,318,021</b>	<b>\$21,578,000</b>	<b>\$33,531,500</b>	<b>\$18,236,000</b>	<b>\$39,421,000</b>	<b>\$248,084,521</b>
<b>Total Sources of Funds</b>	<b>\$319,309,235</b>	<b>\$48,012,947</b>	<b>\$49,046,300</b>	<b>\$32,179,300</b>	<b>\$73,957,300</b>	<b>\$522,505,082</b>

2014-2019 CAPITAL IMPROVEMENT PROGRAM

**Aviation**

<i>Project No.</i>	<i>Project Title</i>	<i>2014-15</i>	<i>2015-16</i>	<i>2016-17</i>	<i>2017-18</i>	<i>2018-19</i>	<i>Total</i>
<b>AV0600021</b>	<b>EAST AIR CARGO APRON RECONSTRUCTION</b>						
	Reconstruct the east air cargo apron area at Phoenix Sky Harbor International Airport with asphalt concrete and subbase reconditioning.						
							<b>District: 8</b>
	Construction	100,000	-	-	-	-	100,000
	<b>Project Total</b>	<b>\$100,000</b>	<b>-</b>	<b>-</b>	<b>-</b>	<b>-</b>	<b>\$100,000</b>
	Passenger Facility Charge	100,000	-	-	-	-	100,000
	<b>Funding Total</b>	<b>\$100,000</b>	<b>-</b>	<b>-</b>	<b>-</b>	<b>-</b>	<b>\$100,000</b>
<b>AV0600022</b>	<b>WEST AIR CARGO APRON RECONSTRUCTION</b>						
	Design and construct the west air cargo apron area at Phoenix Sky Harbor International Airport with asphalt concrete and subbase reconditioning.						
							<b>District: 8</b>
	Design	-	225,000	-	-	-	225,000
	Construction	-	-	4,929,000	-	-	4,929,000
	<b>Project Total</b>	<b>-</b>	<b>\$225,000</b>	<b>\$4,929,000</b>	<b>-</b>	<b>-</b>	<b>\$5,154,000</b>
	Passenger Facility Charge	-	50,000	1,547,000	-	-	1,597,000
	Federal Grants	-	175,000	3,382,000	-	-	3,557,000
	<b>Funding Total</b>	<b>-</b>	<b>\$225,000</b>	<b>\$4,929,000</b>	<b>-</b>	<b>-</b>	<b>\$5,154,000</b>
<b>AV0600024</b>	<b>SOUTH CARGO RAMP EXPANSION</b>						
	Expand the south air cargo ramp to add additional aircraft parking positions.						
							<b>District: 8</b>
	Study	-	-	-	350,000	-	350,000
	Construction	-	-	-	-	9,830,000	9,830,000
	<b>Project Total</b>	<b>-</b>	<b>-</b>	<b>-</b>	<b>\$350,000</b>	<b>\$9,830,000</b>	<b>\$10,180,000</b>
	Sky Harbor Airport Improvement	-	-	-	350,000	9,830,000	10,180,000
	<b>Funding Total</b>	<b>-</b>	<b>-</b>	<b>-</b>	<b>\$350,000</b>	<b>\$9,830,000</b>	<b>\$10,180,000</b>
<b>AV0900009</b>	<b>HYDRANT FUEL SYSTEM ASSESSMENT</b>						
	Assess the hydrant fuel system at Phoenix Sky Harbor International Airport.						
							<b>District: 8</b>
	Study	250,800	250,800	250,800	250,800	250,800	1,254,000
	<b>Project Total</b>	<b>\$250,800</b>	<b>\$250,800</b>	<b>\$250,800</b>	<b>\$250,800</b>	<b>\$250,800</b>	<b>\$1,254,000</b>
	Sky Harbor Airport Improvement	250,800	250,800	250,800	250,800	250,800	1,254,000
	<b>Funding Total</b>	<b>\$250,800</b>	<b>\$250,800</b>	<b>\$250,800</b>	<b>\$250,800</b>	<b>\$250,800</b>	<b>\$1,254,000</b>
<b>AV0900065</b>	<b>AMERICANS WITH DISABILITIES ACT TRANSITION PLAN IMPROVEMENTS</b>						
	Modify aviation facilities to comply with Americans with Disabilities Act (ADA) compliance requirements at Phoenix Sky Harbor International Airport, Phoenix Deer Valley Airport and Phoenix Goodyear Airport.						
							<b>District: Citywide</b>
	Construction	780,000	500,000	500,000	500,000	500,000	2,780,000
	<b>Project Total</b>	<b>\$780,000</b>	<b>\$500,000</b>	<b>\$500,000</b>	<b>\$500,000</b>	<b>\$500,000</b>	<b>\$2,780,000</b>
	Sky Harbor Airport Improvement	780,000	500,000	500,000	500,000	500,000	2,780,000
	<b>Funding Total</b>	<b>\$780,000</b>	<b>\$500,000</b>	<b>\$500,000</b>	<b>\$500,000</b>	<b>\$500,000</b>	<b>\$2,780,000</b>

2014-2019 CAPITAL IMPROVEMENT PROGRAM

**Aviation**

<i>Project No.</i>	<i>Project Title</i>	<i>2014-15</i>	<i>2015-16</i>	<i>2016-17</i>	<i>2017-18</i>	<i>2018-19</i>	<i>Total</i>
<b>AV09000075</b>	<b>HONEYWELL REMEDIATION AGREEMENT</b>						
	Manage remediation efforts of Honeywell leaking underground storage tank (LUST) project at Phoenix Sky Harbor International Airport.						
							<b>District: 8</b>
	Other	392,200	392,200	392,200	392,200	392,200	1,961,000
	<b>Project Total</b>	<b>\$392,200</b>	<b>\$392,200</b>	<b>\$392,200</b>	<b>\$392,200</b>	<b>\$392,200</b>	<b>\$1,961,000</b>
	Sky Harbor Airport Improvement	392,200	392,200	392,200	392,200	392,200	1,961,000
	<b>Funding Total</b>	<b>\$392,200</b>	<b>\$392,200</b>	<b>\$392,200</b>	<b>\$392,200</b>	<b>\$392,200</b>	<b>\$1,961,000</b>
<b>AV09000078</b>	<b>FACILITIES CONDITION ASSESSMENT STUDY</b>						
	Perform a facilities assessment on Terminal 2 and 3 and outlying buildings at Phoenix Sky Harbor International Airport.						
							<b>District: 8</b>
	Study	583,000	126,000	-	-	-	709,000
	<b>Project Total</b>	<b>\$583,000</b>	<b>\$126,000</b>	<b>-</b>	<b>-</b>	<b>-</b>	<b>\$709,000</b>
	Sky Harbor Airport Improvement	583,000	126,000	-	-	-	709,000
	<b>Funding Total</b>	<b>\$583,000</b>	<b>\$126,000</b>	<b>-</b>	<b>-</b>	<b>-</b>	<b>\$709,000</b>
<b>AV09000079</b>	<b>MONITORING SERVICES</b>						
	Provide for inspection and monitoring services for terminal area monitoring system at Phoenix Sky Harbor International Airport.						
							<b>District: 8</b>
	Other	348,300	348,300	348,300	348,300	348,300	1,741,500
	<b>Project Total</b>	<b>\$348,300</b>	<b>\$348,300</b>	<b>\$348,300</b>	<b>\$348,300</b>	<b>\$348,300</b>	<b>\$1,741,500</b>
	Sky Harbor Airport Improvement	348,300	348,300	348,300	348,300	348,300	1,741,500
	<b>Funding Total</b>	<b>\$348,300</b>	<b>\$348,300</b>	<b>\$348,300</b>	<b>\$348,300</b>	<b>\$348,300</b>	<b>\$1,741,500</b>
<b>AV09000080</b>	<b>NOISE EXPOSURE MAP UPDATE</b>						
	Study the mandated update to Federal Aviation regulations (FAR) Part 150 noise contour maps of the 1999 Noise Study at Phoenix Sky Harbor International Airport.						
							<b>District: 8</b>
	Study	75,000	-	-	-	-	75,000
	<b>Project Total</b>	<b>\$75,000</b>	<b>-</b>	<b>-</b>	<b>-</b>	<b>-</b>	<b>\$75,000</b>
	Sky Harbor Airport Improvement	75,000	-	-	-	-	75,000
	<b>Funding Total</b>	<b>\$75,000</b>	<b>-</b>	<b>-</b>	<b>-</b>	<b>-</b>	<b>\$75,000</b>
<b>AV19000026</b>	<b>WEST SKY HARBOR FUELING FACILITY LUST</b>						
	Assess future monitoring and remediation for leaking underground storage tanks (LUST) at Phoenix Sky Harbor International Airport.						
							<b>District: 8</b>
	Study	1,094,000	1,094,000	-	-	-	2,188,000
	<b>Project Total</b>	<b>\$1,094,000</b>	<b>\$1,094,000</b>	<b>-</b>	<b>-</b>	<b>-</b>	<b>\$2,188,000</b>
	Sky Harbor Airport Improvement	1,094,000	1,094,000	-	-	-	2,188,000
	<b>Funding Total</b>	<b>\$1,094,000</b>	<b>\$1,094,000</b>	<b>-</b>	<b>-</b>	<b>-</b>	<b>\$2,188,000</b>
<b>AV19000029</b>	<b>CORPORATE HANGAR ROOF REPLACEMENT</b>						
	Replace the Department of Public Safety and Salt River Project corporate hangar roofing systems at Phoenix Sky Harbor International Airport.						
							<b>District: 8</b>
	Construction	40,000	-	-	-	-	40,000
	<b>Project Total</b>	<b>\$40,000</b>	<b>-</b>	<b>-</b>	<b>-</b>	<b>-</b>	<b>\$40,000</b>
	Sky Harbor Airport Improvement	40,000	-	-	-	-	40,000
	<b>Funding Total</b>	<b>\$40,000</b>	<b>-</b>	<b>-</b>	<b>-</b>	<b>-</b>	<b>\$40,000</b>

2014-2019 CAPITAL IMPROVEMENT PROGRAM

**Aviation**

<b>Project No.</b>	<b>Project Title</b>	<b>2014-15</b>	<b>2015-16</b>	<b>2016-17</b>	<b>2017-18</b>	<b>2018-19</b>	<b>Total</b>
<b>AV2600039</b>	<b>CONSOLIDATED AVIATION TRAINING PORTAL</b>						
	Create a web based portal for department training at Phoenix Sky Harbor International Airport.						
							<b>District: 8</b>
							<b>Function: Infrastructure</b>
							<b>Strategic Plan: Innovation and Efficiency</b>
Study		267,000	-	-	-	-	267,000
<b>Project Total</b>		<b>\$267,000</b>	<b>-</b>	<b>-</b>	<b>-</b>	<b>-</b>	<b>\$267,000</b>
Sky Harbor Airport Improvement		267,000	-	-	-	-	267,000
<b>Funding Total</b>		<b>\$267,000</b>	<b>-</b>	<b>-</b>	<b>-</b>	<b>-</b>	<b>\$267,000</b>
<b>AV01000192</b>	<b>PART 150 LAND NOISE COMPATIBILITY PROGRAM</b>						
	Acquire land around Phoenix Sky Harbor International Airport as required by Part 150 of the Federal Aviation Administration (FAA) regulations-noise compatibility.						
							<b>District: 8</b>
							<b>Function: Land Acquisition</b>
							<b>Strategic Plan: Neighborhoods and Livability</b>
Land Acquisition		8,162,900	2,863,300	-	-	-	11,026,200
<b>Project Total</b>		<b>\$8,162,900</b>	<b>\$2,863,300</b>	<b>-</b>	<b>-</b>	<b>-</b>	<b>\$11,026,200</b>
Sky Harbor Airport Improvement		2,462,900	2,863,300	-	-	-	5,326,200
Passenger Facility Charge		5,500,000	-	-	-	-	5,500,000
Nonprofit Corporation Revenue Bonds - Aviation		200,000	-	-	-	-	200,000
<b>Funding Total</b>		<b>\$8,162,900</b>	<b>\$2,863,300</b>	<b>-</b>	<b>-</b>	<b>-</b>	<b>\$11,026,200</b>
<b>AV16000018</b>	<b>REFURBISH MAINTENANCE COMPLEX</b>						
	Refurbish the maintenance complex at Phoenix Sky Harbor International Airport.						
							<b>District: 8</b>
							<b>Function: Maintenance Facilities</b>
							<b>Strategic Plan: Infrastructure</b>
Other		50,000	-	-	-	-	50,000
Construction		680,000	-	-	-	-	680,000
<b>Project Total</b>		<b>\$730,000</b>	<b>-</b>	<b>-</b>	<b>-</b>	<b>-</b>	<b>\$730,000</b>
Sky Harbor Airport Improvement		730,000	-	-	-	-	730,000
<b>Funding Total</b>		<b>\$730,000</b>	<b>-</b>	<b>-</b>	<b>-</b>	<b>-</b>	<b>\$730,000</b>
<b>AV16000026</b>	<b>JETBRIDGE REPAIR</b>						
	Repair and rehabilitate city-owned jet bridges at Phoenix Sky Harbor International Airport.						
							<b>District: 8</b>
							<b>Function: Maintenance Facilities</b>
							<b>Strategic Plan: Infrastructure</b>
Construction		1,558,000	1,242,000	865,000	1,138,000	852,000	5,655,000
<b>Project Total</b>		<b>\$1,558,000</b>	<b>\$1,242,000</b>	<b>\$865,000</b>	<b>\$1,138,000</b>	<b>\$852,000</b>	<b>\$5,655,000</b>
Sky Harbor Airport Improvement		1,558,000	1,242,000	865,000	1,138,000	852,000	5,655,000
<b>Funding Total</b>		<b>\$1,558,000</b>	<b>\$1,242,000</b>	<b>\$865,000</b>	<b>\$1,138,000</b>	<b>\$852,000</b>	<b>\$5,655,000</b>
<b>AV16000029</b>	<b>WORK ORDER SYSTEM AUTOMATED REMOTE DISPATCH</b>						
	Equip a remote work order dispatch handheld system at Phoenix Sky Harbor International Airport.						
							<b>District: 8</b>
							<b>Function: Maintenance Facilities</b>
							<b>Strategic Plan: Innovation and Efficiency</b>
Equipment		350,000	-	-	-	-	350,000
<b>Project Total</b>		<b>\$350,000</b>	<b>-</b>	<b>-</b>	<b>-</b>	<b>-</b>	<b>\$350,000</b>
Sky Harbor Airport Improvement		350,000	-	-	-	-	350,000
<b>Funding Total</b>		<b>\$350,000</b>	<b>-</b>	<b>-</b>	<b>-</b>	<b>-</b>	<b>\$350,000</b>

2014-2019 CAPITAL IMPROVEMENT PROGRAM

**Aviation**

<b>Project No.</b>	<b>Project Title</b>	<b>2014-15</b>	<b>2015-16</b>	<b>2016-17</b>	<b>2017-18</b>	<b>2018-19</b>	<b>Total</b>
<b>AV3100079</b>	<b>PHOENIX DEER VALLEY AIRPORT TAXIWAY A RUNUP AREA REHABILITATION</b>						
	Rehabilitate Taxiway A runup area at Phoenix Deer Valley Airport.						
					<b>Function: Phoenix Deer Valley Airport</b>		
					<b>Strategic Plan: Infrastructure</b>		
						<b>District: 1</b>	
Construction		400,000	-	-	-	-	400,000
<b>Project Total</b>		<b>\$400,000</b>	<b>-</b>	<b>-</b>	<b>-</b>	<b>-</b>	<b>\$400,000</b>
Federal Grants		100,000	-	-	-	-	100,000
Deer Valley Airport Revenues		300,000	-	-	-	-	300,000
<b>Funding Total</b>		<b>\$400,000</b>	<b>-</b>	<b>-</b>	<b>-</b>	<b>-</b>	<b>\$400,000</b>
<b>AV3100080</b>	<b>PHOENIX DEER VALLEY AIRPORT TERMINAL TAXIWAY A RECONSTRUCTION</b>						
	Reconstruct Taxiway A at Phoenix Deer Valley Airport.						
					<b>Function: Phoenix Deer Valley Airport</b>		
					<b>Strategic Plan: Infrastructure</b>		
						<b>District: 1</b>	
Construction		296,000	-	-	-	-	296,000
<b>Project Total</b>		<b>\$296,000</b>	<b>-</b>	<b>-</b>	<b>-</b>	<b>-</b>	<b>\$296,000</b>
Federal Grants		296,000	-	-	-	-	296,000
<b>Funding Total</b>		<b>\$296,000</b>	<b>-</b>	<b>-</b>	<b>-</b>	<b>-</b>	<b>\$296,000</b>
<b>AV3100081</b>	<b>PHOENIX DEER VALLEY MASTER PLAN UPDATE</b>						
	Upgrade Phoenix Deer Valley Airport master plan.						
Study		60,000	-	-	-	-	60,000
<b>Project Total</b>		<b>\$60,000</b>	<b>-</b>	<b>-</b>	<b>-</b>	<b>-</b>	<b>\$60,000</b>
Deer Valley Airport Revenues		60,000	-	-	-	-	60,000
<b>Funding Total</b>		<b>\$60,000</b>	<b>-</b>	<b>-</b>	<b>-</b>	<b>-</b>	<b>\$60,000</b>
<b>AV3100082</b>	<b>PHOENIX DEER VALLEY AIRPORT CONSTRUCTION RUNUP AREAS TO TAXIWAY C</b>						
	Study and construct new runup area at each end of Runway 7R/25L adjacent to Taxiway C at Phoenix Deer Valley Airport.						
Study		250,000	-	-	-	-	250,000
Construction		-	2,260,000	-	-	-	2,260,000
<b>Project Total</b>		<b>\$250,000</b>	<b>\$2,260,000</b>	<b>-</b>	<b>-</b>	<b>-</b>	<b>\$2,510,000</b>
Federal Grants		200,000	1,933,000	-	-	-	2,133,000
Deer Valley Airport Revenues		50,000	327,000	-	-	-	377,000
<b>Funding Total</b>		<b>\$250,000</b>	<b>\$2,260,000</b>	<b>-</b>	<b>-</b>	<b>-</b>	<b>\$2,510,000</b>
<b>AV3100083</b>	<b>PHOENIX DEER VALLEY AIRPORT NEW HIGH SPEED CONNECTORS FOR RUNWAY 7L/25R</b>						
	Design and construct four new midfield high speed connectors/exits for both the north and south side of Runway 7L/25R at Phoenix Deer Valley Airport.						
Design		69,000	-	-	-	-	69,000
Construction		1,532,000	-	-	-	-	1,532,000
<b>Project Total</b>		<b>\$1,601,000</b>	<b>-</b>	<b>-</b>	<b>-</b>	<b>-</b>	<b>\$1,601,000</b>
Federal Grants		1,442,000	-	-	-	-	1,442,000
Deer Valley Airport Revenues		159,000	-	-	-	-	159,000
<b>Funding Total</b>		<b>\$1,601,000</b>	<b>-</b>	<b>-</b>	<b>-</b>	<b>-</b>	<b>\$1,601,000</b>

2014-2019 CAPITAL IMPROVEMENT PROGRAM

**Aviation**

<b>Project No.</b>	<b>Project Title</b>	<b>2014-15</b>	<b>2015-16</b>	<b>2016-17</b>	<b>2017-18</b>	<b>2018-19</b>	<b>Total</b>
<b>AV41000068</b>	<b>PHOENIX GOODYEAR AIRPORT MONITORING WELLS</b>						
Install three monitoring wells at Phoenix Goodyear Airport.				<b>Function: Phoenix Goodyear Airport</b>			
				<b>Strategic Plan: Infrastructure</b>			
				<b>District: Citywide</b>			
Construction		152,000	-	-	-	-	152,000
<b>Project Total</b>		<b>\$152,000</b>	<b>-</b>	<b>-</b>	<b>-</b>	<b>-</b>	<b>\$152,000</b>
Goodyear Airport Revenues		152,000	-	-	-	-	152,000
<b>Funding Total</b>		<b>\$152,000</b>	<b>-</b>	<b>-</b>	<b>-</b>	<b>-</b>	<b>\$152,000</b>
<b>AV41000069</b>	<b>PHOENIX GOODYEAR AIRPORT RUNWAY PAVEMENT REHABILITATION</b>						
Construct adjustments of runway asphalt and overlay, fixtures for new runway levels, restriping and additional lighting at Phoenix Goodyear Airport.				<b>Function: Phoenix Goodyear Airport</b>			
				<b>Strategic Plan: Infrastructure</b>			
				<b>District: Citywide</b>			
Construction		4,463,000	-	-	-	-	4,463,000
<b>Project Total</b>		<b>\$4,463,000</b>	<b>-</b>	<b>-</b>	<b>-</b>	<b>-</b>	<b>\$4,463,000</b>
Goodyear Airport Revenues		631,000	-	-	-	-	631,000
Federal Grants		3,832,000	-	-	-	-	3,832,000
<b>Funding Total</b>		<b>\$4,463,000</b>	<b>-</b>	<b>-</b>	<b>-</b>	<b>-</b>	<b>\$4,463,000</b>
<b>AV41000070</b>	<b>PHOENIX GOODYEAR AIRPORT RUNWAY 3/21 SHIFT</b>						
Construct shifting of Runway 3/21 from extension beyond airport boundary at Phoenix Goodyear Airport.				<b>Function: Phoenix Goodyear Airport</b>			
				<b>Strategic Plan: Infrastructure</b>			
				<b>District: Citywide</b>			
Construction		2,710,500	-	-	-	-	2,710,500
<b>Project Total</b>		<b>\$2,710,500</b>	<b>-</b>	<b>-</b>	<b>-</b>	<b>-</b>	<b>\$2,710,500</b>
Goodyear Airport Revenues		710,500	-	-	-	-	710,500
Federal Grants		2,000,000	-	-	-	-	2,000,000
<b>Funding Total</b>		<b>\$2,710,500</b>	<b>-</b>	<b>-</b>	<b>-</b>	<b>-</b>	<b>\$2,710,500</b>
<b>AV61000001</b>	<b>PHOENIX-MESA GATEWAY AIRPORT DEVELOPMENT</b>						
Support Phoenix-Mesa Gateway Airport development into a strong commercial reliever airport.				<b>Function: Phoenix-Mesa Gateway Airport</b>			
				<b>Strategic Plan: Economic Development and Education</b>			
				<b>District: Citywide</b>			
Other		1,300,000	1,300,000	1,300,000	1,300,000	1,300,000	6,500,000
<b>Project Total</b>		<b>\$1,300,000</b>	<b>\$1,300,000</b>	<b>\$1,300,000</b>	<b>\$1,300,000</b>	<b>\$1,300,000</b>	<b>\$6,500,000</b>
Sky Harbor Airport Improvement		1,300,000	1,300,000	1,300,000	1,300,000	1,300,000	6,500,000
<b>Funding Total</b>		<b>\$1,300,000</b>	<b>\$1,300,000</b>	<b>\$1,300,000</b>	<b>\$1,300,000</b>	<b>\$1,300,000</b>	<b>\$6,500,000</b>
<b>AV10000010</b>	<b>PHX SKY TRAIN STAGE 1A</b>						
Construct PHX Sky Train segment from Terminal 4 to Terminal 3 at Phoenix Sky Harbor International Airport.				<b>Function: PHX Sky Train</b>			
Estimated full-year ongoing operating costs: \$2,300,000				<b>Strategic Plan: Infrastructure</b>			
				<b>District: 8</b>			
Construction		3,519,000	-	-	-	-	3,519,000
<b>Project Total</b>		<b>\$3,519,000</b>	<b>-</b>	<b>-</b>	<b>-</b>	<b>-</b>	<b>\$3,519,000</b>
Nonprofit Corporation Bonds - Aviation		3,519,000	-	-	-	-	3,519,000
<b>Funding Total</b>		<b>\$3,519,000</b>	<b>-</b>	<b>-</b>	<b>-</b>	<b>-</b>	<b>\$3,519,000</b>



2014-2019 CAPITAL IMPROVEMENT PROGRAM

**Aviation**

<i>Project No.</i>	<i>Project Title</i>	<i>2014-15</i>	<i>2015-16</i>	<i>2016-17</i>	<i>2017-18</i>	<i>2018-19</i>	<i>Total</i>
<b>AV0800071</b>	<b>TERMINAL 4 SOUTH APRON RECONSTRUCTION</b>						
	Reconstruct Terminal 4 south apron concrete at Phoenix Sky Harbor International Airport.						
							<b>District: 8</b>
	Construction	1,200,000	-	-	-	-	1,200,000
	<b>Project Total</b>	<b>\$1,200,000</b>	-	-	-	-	<b>\$1,200,000</b>
	Passenger Facility Charge	1,200,000	-	-	-	-	1,200,000
	<b>Funding Total</b>	<b>\$1,200,000</b>	-	-	-	-	<b>\$1,200,000</b>
<b>AV0800072</b>	<b>TERMINAL 4 NORTH APRON RECONSTRUCTION</b>						
	Reconstruct Terminal 4 north apron concrete at Phoenix Sky Harbor International Airport.						
							<b>District: 8</b>
	Design	750,000	-	-	-	-	750,000
	Construction	10,160,000	12,840,000	12,840,000	8,560,000	-	44,400,000
	<b>Project Total</b>	<b>\$10,910,000</b>	<b>\$12,840,000</b>	<b>\$12,840,000</b>	<b>\$8,560,000</b>	-	<b>\$45,150,000</b>
	Passenger Facility Charge	610,000	4,280,000	4,280,000	4,280,000	-	13,450,000
	Federal Grants	10,300,000	8,560,000	8,560,000	4,280,000	-	31,700,000
	<b>Funding Total</b>	<b>\$10,910,000</b>	<b>\$12,840,000</b>	<b>\$12,840,000</b>	<b>\$8,560,000</b>	-	<b>\$45,150,000</b>
<b>AV0800073</b>	<b>TERMINAL 3 NORTHEAST TRANSITION RAMP RECONSTRUCTION</b>						
	Reconstruct asphalt pavement and replace with concrete at the Terminal 3 northeast transition ramp at Phoenix Sky Harbor International Airport.						
							<b>District: 8</b>
	Construction	6,799,000	-	-	-	-	6,799,000
	<b>Project Total</b>	<b>\$6,799,000</b>	-	-	-	-	<b>\$6,799,000</b>
	Passenger Facility Charge	2,210,000	-	-	-	-	2,210,000
	Federal Grants	4,589,000	-	-	-	-	4,589,000
	<b>Funding Total</b>	<b>\$6,799,000</b>	-	-	-	-	<b>\$6,799,000</b>
<b>AV1700043</b>	<b>COMMUNICATIONS CENTER AND EMERGENCY OPERATIONS EXPANSION</b>						
	Expand an adjoining structure to the Emergency Operations Center (EOC) at Phoenix Sky Harbor International Airport.						
							<b>District: 8</b>
	Equipment	2,103,000	-	-	-	-	2,103,000
	Design	420,000	-	-	-	-	420,000
	<b>Project Total</b>	<b>\$2,523,000</b>	-	-	-	-	<b>\$2,523,000</b>
	Sky Harbor Airport Improvement	2,523,000	-	-	-	-	2,523,000
	<b>Funding Total</b>	<b>\$2,523,000</b>	-	-	-	-	<b>\$2,523,000</b>
<b>AV1100074</b>	<b>TERMINAL 3 STORM PUMPS</b>						
	Replace and install three storm pumps near Terminal 3 at Phoenix Sky Harbor International Airport.						
							<b>District: 8</b>
	Construction	69,000	-	-	-	-	69,000
	<b>Project Total</b>	<b>\$69,000</b>	-	-	-	-	<b>\$69,000</b>
	Sky Harbor Airport Improvement	69,000	-	-	-	-	69,000
	<b>Funding Total</b>	<b>\$69,000</b>	-	-	-	-	<b>\$69,000</b>

2014-2019 CAPITAL IMPROVEMENT PROGRAM

**Aviation**

Project No.	Project Title	2014-15	2015-16	2016-17	2017-18	2018-19	Total
<b>AV21000072</b>	<b>TERMINAL 4 FOOD AND BEVERAGE TENANT IMPROVEMENTS</b>						
	Construct improvements to tenant spaces consistent with Terminal 4 Food and Beverage Master Plan at Phoenix Sky Harbor International Airport.						
							<b>Function: Terminal 4</b>
							<b>Strategic Plan: Economic Development and Education</b>
							<b>District: 8</b>
	Construction	130,000	-	-	-	-	130,000
	<b>Project Total</b>	<b>\$130,000</b>	<b>-</b>	<b>-</b>	<b>-</b>	<b>-</b>	<b>\$130,000</b>
	Nonprofit Corporation Revenue Bonds - Aviation	130,000	-	-	-	-	130,000
	<b>Funding Total</b>	<b>\$130,000</b>	<b>-</b>	<b>-</b>	<b>-</b>	<b>-</b>	<b>\$130,000</b>
<b>AV21000075</b>	<b>TERMINAL 4 RESTROOM REMODEL</b>						
	Remodel Terminal 4 men's and women's restrooms at Phoenix Sky Harbor International Airport.						
							<b>Function: Terminal 4</b>
							<b>Strategic Plan: Infrastructure</b>
							<b>District: 8</b>
	Construction	2,872,000	1,646,000	2,099,000	-	-	6,617,000
	<b>Project Total</b>	<b>\$2,872,000</b>	<b>\$1,646,000</b>	<b>\$2,099,000</b>	<b>-</b>	<b>-</b>	<b>\$6,617,000</b>
	Sky Harbor Airport Improvement	2,872,000	1,646,000	2,099,000	-	-	6,617,000
	<b>Funding Total</b>	<b>\$2,872,000</b>	<b>\$1,646,000</b>	<b>\$2,099,000</b>	<b>-</b>	<b>-</b>	<b>\$6,617,000</b>
<b>AV21000086</b>	<b>TERMINAL 4 SIGNAGE MASTER PLAN</b>						
	Replace Terminal 4 interior and curbside signage and incorporate PHX Sky Train messaging at Phoenix Sky Harbor International Airport.						
							<b>Function: Terminal 4</b>
							<b>Strategic Plan: Infrastructure</b>
							<b>District: 8</b>
	Construction	150,000	-	-	-	-	150,000
	<b>Project Total</b>	<b>\$150,000</b>	<b>-</b>	<b>-</b>	<b>-</b>	<b>-</b>	<b>\$150,000</b>
	Sky Harbor Airport Improvement	150,000	-	-	-	-	150,000
	<b>Funding Total</b>	<b>\$150,000</b>	<b>-</b>	<b>-</b>	<b>-</b>	<b>-</b>	<b>\$150,000</b>
<b>AV21000089</b>	<b>TERMINAL 4 TERRAZZO</b>						
	Replace carpet with terrazzo hard flooring in high traffic areas in Terminal 4 at Phoenix Sky Harbor International Airport.						
							<b>Function: Terminal 4</b>
							<b>Strategic Plan: Infrastructure</b>
							<b>District: 8</b>
	Construction	3,848,000	2,210,000	2,900,000	2,530,000	4,612,000	16,100,000
	<b>Project Total</b>	<b>\$3,848,000</b>	<b>\$2,210,000</b>	<b>\$2,900,000</b>	<b>\$2,530,000</b>	<b>\$4,612,000</b>	<b>\$16,100,000</b>
	Sky Harbor Airport Improvement	3,848,000	2,210,000	2,900,000	2,530,000	4,612,000	16,100,000
	<b>Funding Total</b>	<b>\$3,848,000</b>	<b>\$2,210,000</b>	<b>\$2,900,000</b>	<b>\$2,530,000</b>	<b>\$4,612,000</b>	<b>\$16,100,000</b>
<b>AV21000091</b>	<b>TERMINAL 4 INTERNATIONAL EXPANSION</b>						
	Design and construct international space expansion at Phoenix Sky Harbor International Airport.						
							<b>Function: Terminal 4</b>
							<b>Strategic Plan: Infrastructure</b>
							<b>District: 8</b>
	Design	1,350,000	-	-	-	-	1,350,000
	Construction	21,650,000	2,500,000	-	-	-	24,150,000
	<b>Project Total</b>	<b>\$23,000,000</b>	<b>\$2,500,000</b>	<b>-</b>	<b>-</b>	<b>-</b>	<b>\$25,500,000</b>
	Passenger Facility Charge	23,000,000	2,500,000	-	-	-	25,500,000
	<b>Funding Total</b>	<b>\$23,000,000</b>	<b>\$2,500,000</b>	<b>-</b>	<b>-</b>	<b>-</b>	<b>\$25,500,000</b>

2014-2019 CAPITAL IMPROVEMENT PROGRAM

**Aviation**

<b>Project No.</b>	<b>Project Title</b>	<b>2014-15</b>	<b>2015-16</b>	<b>2016-17</b>	<b>2017-18</b>	<b>2018-19</b>	<b>Total</b>
<b>AV21000092</b>	<b>EXPLOSIVE DETECTION SYSTEM RECAPITALIZATION AND OPTIMIZATION</b>						
							<b>Function: Terminal 4</b>
	Replace and enhance Transportation Security Administration (TSA) explosive detection system (EDS) equipment at Terminal 4 at Phoenix Sky Harbor International Airport.						<b>Strategic Plan: Infrastructure</b>
							<b>District: 8</b>
Construction		680,000	-	-	-	-	680,000
<b>Project Total</b>		<b>\$680,000</b>	<b>-</b>	<b>-</b>	<b>-</b>	<b>-</b>	<b>\$680,000</b>
Sky Harbor Airport Improvement		680,000	-	-	-	-	680,000
<b>Funding Total</b>		<b>\$680,000</b>	<b>-</b>	<b>-</b>	<b>-</b>	<b>-</b>	<b>\$680,000</b>
<b>AV21000093</b>	<b>T4 MOVING WALKWAYS REFURBISHMENTS</b>						
	Refurbish Terminal 4 moving walkways.						<b>Function: Terminal 4</b>
							<b>Strategic Plan:</b>
							<b>District: 8</b>
Construction		3,759,000	-	-	-	-	3,759,000
<b>Project Total</b>		<b>\$3,759,000</b>	<b>-</b>	<b>-</b>	<b>-</b>	<b>-</b>	<b>\$3,759,000</b>
Passenger Facility Charge		3,759,000	-	-	-	-	3,759,000
<b>Funding Total</b>		<b>\$3,759,000</b>	<b>-</b>	<b>-</b>	<b>-</b>	<b>-</b>	<b>\$3,759,000</b>
<b>AV13000002</b>	<b>TERMINAL DEVELOPMENT CONCEPT DESIGN</b>						
	Design and construct terminal development concepts from Terminal 3 predesign study at Phoenix Sky Harbor International Airport.						<b>Function: Terminal Redevelopment</b>
							<b>Strategic Plan: Economic Development and Education</b>
							<b>District: 8</b>
Design		40,000,000	8,000,000	-	-	-	48,000,000
Construction		85,750,000	-	-	-	-	85,750,000
<b>Project Total</b>		<b>\$125,750,000</b>	<b>\$8,000,000</b>	<b>-</b>	<b>-</b>	<b>-</b>	<b>\$133,750,000</b>
Nonprofit Corporation Bonds - Aviation		125,750,000	8,000,000	-	-	-	133,750,000
<b>Funding Total</b>		<b>\$125,750,000</b>	<b>\$8,000,000</b>	<b>-</b>	<b>-</b>	<b>-</b>	<b>\$133,750,000</b>
<b>AV15000069</b>	<b>44TH STREET EMPLOYEE PARKING</b>						
	Construct and remediate property near 44th Street train station for an employee parking lot at Phoenix Sky Harbor International Airport.						<b>Function: Vehicle Parking Facilities</b>
	Estimated full-year ongoing operating costs: \$210,000						<b>Strategic Plan: Infrastructure</b>
							<b>District: 8</b>
Other		401,000	-	-	-	-	401,000
Construction		1,130,000	-	-	-	-	1,130,000
<b>Project Total</b>		<b>\$1,531,000</b>	<b>-</b>	<b>-</b>	<b>-</b>	<b>-</b>	<b>\$1,531,000</b>
Nonprofit Corporation Revenue Bonds - Aviation		1,531,000	-	-	-	-	1,531,000
<b>Funding Total</b>		<b>\$1,531,000</b>	<b>-</b>	<b>-</b>	<b>-</b>	<b>-</b>	<b>\$1,531,000</b>
<b>AV51000005</b>	<b>AIRPORT DEVELOPMENT PLAN - CONTINGENCY</b>						
	Provide contingencies to cover future Aviation capital improvement projects that may occur in the Airport Development Plan.						<b>Function: Aviation Contingency</b>
							<b>Strategic Plan: Infrastructure</b>
							<b>District: 8</b>
Construction		30,783,000	4,275,000	16,892,000	11,080,000	50,172,000	113,202,000
<b>Project Total</b>		<b>\$30,783,000</b>	<b>\$4,275,000</b>	<b>\$16,892,000</b>	<b>\$11,080,000</b>	<b>\$50,172,000</b>	<b>\$113,202,000</b>
Sky Harbor Airport Improvement		973,000	1,931,000	2,193,500	2,775,000	7,539,000	15,411,500
Passenger Facility Charge		21,148,000	-	5,493,000	1,980,000	10,401,000	39,022,000
Goodyear Airport Revenues		35,000	200,000	139,000	-	5,192,000	5,566,000
Federal Grants		7,995,000	2,100,000	8,289,500	5,716,000	27,040,000	51,140,500
Deer Valley Airport Revenues		632,000	44,000	777,000	609,000	-	2,062,000
<b>Funding Total</b>		<b>\$30,783,000</b>	<b>\$4,275,000</b>	<b>\$16,892,000</b>	<b>\$11,080,000</b>	<b>\$50,172,000</b>	<b>\$113,202,000</b>

2014-2019 CAPITAL IMPROVEMENT PROGRAM

**Aviation**

<i>Project No.</i>	<i>Project Title</i>	<i>2014-15</i>	<i>2015-16</i>	<i>2016-17</i>	<i>2017-18</i>	<i>2018-19</i>	<i>Total</i>
<b>BCAVN2004</b>	<b>DEBT SERVICE - AVIATION</b>						
Principal and interest for 2004 Aviation bonds Rental Car Center.							
							<b>Function: Debt</b>
							<b>Strategic Plan: Financial Excellence</b>
							<b>District: Citywide</b>
Other		21,276,536	-	-	-	-	21,276,536
<b>Project Total</b>		<b>\$21,276,536</b>	-	-	-	-	<b>\$21,276,536</b>
CFC Trustee - 2004 Bond Fund		21,276,536	-	-	-	-	21,276,536
<b>Funding Total</b>		<b>\$21,276,536</b>	-	-	-	-	<b>\$21,276,536</b>
<b>BCAVN2010</b>	<b>DEBT SERVICE - AVIATION</b>						
Principal and interest for 2010 Aviation bonds.							
							<b>Function: Debt</b>
							<b>Strategic Plan: Financial Excellence</b>
							<b>District: Citywide</b>
Other		43,457,081	-	-	-	-	43,457,081
<b>Project Total</b>		<b>\$43,457,081</b>	-	-	-	-	<b>\$43,457,081</b>
Passenger Facility Charge		43,457,081	-	-	-	-	43,457,081
<b>Funding Total</b>		<b>\$43,457,081</b>	-	-	-	-	<b>\$43,457,081</b>
<b>BCAVN2010</b>	<b>DEBT SERVICE - AVIATION</b>						
Principal and interest for 2010 Aviation bonds.							
							<b>Function: Debt</b>
							<b>Strategic Plan: Financial Excellence</b>
							<b>District: Citywide</b>
Other		1,409,940	-	-	-	-	1,409,940
<b>Project Total</b>		<b>\$1,409,940</b>	-	-	-	-	<b>\$1,409,940</b>
Passenger Facility Charge		1,409,940	-	-	-	-	1,409,940
<b>Funding Total</b>		<b>\$1,409,940</b>	-	-	-	-	<b>\$1,409,940</b>
<b>BCAVN2011</b>	<b>DEBT SERVICE - AVIATION</b>						
Principal and interest for 2011 Aviation bonds.							
							<b>Function: Debt</b>
							<b>Strategic Plan: Financial Excellence</b>
							<b>District: Citywide</b>
Other		754,625	-	-	-	-	754,625
<b>Project Total</b>		<b>\$754,625</b>	-	-	-	-	<b>\$754,625</b>
Nonprofit Corporation Bonds - Aviation		754,625	-	-	-	-	754,625
<b>Funding Total</b>		<b>\$754,625</b>	-	-	-	-	<b>\$754,625</b>
<b>BCAVN2011</b>	<b>DEBT SERVICE - AVIATION</b>						
Principal and interest for 2011 Aviation bonds.							
							<b>Function: Debt</b>
							<b>Strategic Plan: Financial Excellence</b>
							<b>District: Citywide</b>
Other		1,373,161	-	-	-	-	1,373,161
<b>Project Total</b>		<b>\$1,373,161</b>	-	-	-	-	<b>\$1,373,161</b>
Nonprofit Corporation Bonds - Aviation		1,373,161	-	-	-	-	1,373,161
<b>Funding Total</b>		<b>\$1,373,161</b>	-	-	-	-	<b>\$1,373,161</b>
<b>BIAVN20110</b>	<b>DEBT ISSUANCE COSTS - AVIATION BONDS</b>						
Debt issuance costs for Aviation bonds.							
							<b>Function: Debt</b>
							<b>Strategic Plan: Financial Excellence</b>
							<b>District: Citywide</b>
Other		400,000	-	-	-	-	400,000
<b>Project Total</b>		<b>\$400,000</b>	-	-	-	-	<b>\$400,000</b>
Nonprofit Corporation Bonds - Aviation		400,000	-	-	-	-	400,000
<b>Funding Total</b>		<b>\$400,000</b>	-	-	-	-	<b>\$400,000</b>

2014-2019 CAPITAL IMPROVEMENT PROGRAM

**Aviation**

<i>Project No.</i>	<i>Project Title</i>	<i>2014-15</i>	<i>2015-16</i>	<i>2016-17</i>	<i>2017-18</i>	<i>2018-19</i>	<i>Total</i>
<b>AR66000015</b>	<b>AVIATION MASTER PLAN PERCENT FOR ART</b>						
	Refine master plan for future public art at Phoenix Sky Harbor International Airport.						
							<b>Function: Percent for Art</b>
							<b>Strategic Plan: Neighborhoods and Livability</b>
							<b>District: 8</b>
Study		65,000	-	-	-	-	65,000
<b>Project Total</b>		<b>\$65,000</b>	<b>-</b>	<b>-</b>	<b>-</b>	<b>-</b>	<b>\$65,000</b>
Nonprofit Corporation Bonds - Aviation		65,000	-	-	-	-	65,000
<b>Funding Total</b>		<b>\$65,000</b>	<b>-</b>	<b>-</b>	<b>-</b>	<b>-</b>	<b>\$65,000</b>
<b>AR66000021</b>	<b>PORTABLE ARTWORK PERCENT FOR ART</b>						
	Commission portable artwork for the Aviation Department.						
							<b>Function: Percent for Art</b>
							<b>Strategic Plan: Neighborhoods and Livability</b>
							<b>District: 8</b>
Other		34,812	30,000	30,000	30,000	-	124,812
<b>Project Total</b>		<b>\$34,812</b>	<b>\$30,000</b>	<b>\$30,000</b>	<b>\$30,000</b>	<b>-</b>	<b>\$124,812</b>
Nonprofit Corporation Bonds - Aviation		34,812	30,000	30,000	30,000	-	124,812
<b>Funding Total</b>		<b>\$34,812</b>	<b>\$30,000</b>	<b>\$30,000</b>	<b>\$30,000</b>	<b>-</b>	<b>\$124,812</b>
<b>AR66000023</b>	<b>TERMINAL REDEVELOPMENT PERCENT FOR ART</b>						
	Integrate artwork into the design of airport terminal redevelopment.						
							<b>Function: Percent for Art</b>
							<b>Strategic Plan: Neighborhoods and Livability</b>
							<b>District: 8</b>
Construction		824,380	210,347	-	-	-	1,034,727
<b>Project Total</b>		<b>\$824,380</b>	<b>\$210,347</b>	<b>-</b>	<b>-</b>	<b>-</b>	<b>\$1,034,727</b>
Nonprofit Corporation Bonds - Aviation		824,380	210,347	-	-	-	1,034,727
<b>Funding Total</b>		<b>\$824,380</b>	<b>\$210,347</b>	<b>-</b>	<b>-</b>	<b>-</b>	<b>\$1,034,727</b>
<b>AR66000025</b>	<b>PHX SKY TRAIN TERMINAL 3 STATION PLATFORM TERRAZZO PERCENT FOR ART</b>						
	Construct a terrazzo floor for the train station platform at Phoenix Sky Harbor International Airport Terminal 3.						
							<b>Function: Percent for Art</b>
							<b>Strategic Plan: Neighborhoods and Livability</b>
							<b>District: 8</b>
Construction		15,000	-	-	-	-	15,000
<b>Project Total</b>		<b>\$15,000</b>	<b>-</b>	<b>-</b>	<b>-</b>	<b>-</b>	<b>\$15,000</b>
Nonprofit Corporation Bonds - Aviation		15,000	-	-	-	-	15,000
<b>Funding Total</b>		<b>\$15,000</b>	<b>-</b>	<b>-</b>	<b>-</b>	<b>-</b>	<b>\$15,000</b>



**City of Phoenix**

## **Economic Development**

The \$49.0 million Economic Development program is funded with 2006 General Obligation Bonds, other restricted, operating grants, Arizona Highway User Revenue, nonprofit corporation bonds and Downtown Community Reinvestment funds. General Obligation Bond funded projects total approximately \$17.1 million, of which \$16.9 million is being delayed indefinitely due to property tax revenue reductions.

General Obligation Bond funded projects that are delayed indefinitely include:

- Infrastructure revitalization
- State Fair Redevelopment
- Downtown Land Acquisition
- ASU Post Office Improvements
- HOPE VI/Rio Salado Downtown Connectors
- Life Science Research Park
- Future improvements to the Phoenix Biomedical Campus
- Downtown infrastructure improvements to sidewalks, landscaping and lighting
- Artist Storefront Program

The Economic Development program includes various projects to facilitate and assist with citywide development, rehabilitation and infrastructure projects, including the Arizona State University Center for Law and Society, Genomics Facility, Phoenix Biomedical Campus and west Phoenix revitalization projects.

2014-2019 CAPITAL IMPROVEMENT PROGRAM

**Economic Development**  
Capital Improvement Program Summary

<b>Project Summary</b>	<b>2014-15</b>	<b>2015-16</b>	<b>2016-17</b>	<b>2017-18</b>	<b>2018-19</b>	<b>Total</b>
Downtown Development	4,296,000	8,901,000	3,901,000	2,425,000	8,783,000	28,306,000
Economic Development	4,235,935	1,500,000	1,500,000	1,500,000	11,544,000	20,279,935
Percent for Art	14,031	-	-	-	374,605	388,636
<b>Total</b>	<b>\$8,545,966</b>	<b>\$10,401,000</b>	<b>\$5,401,000</b>	<b>\$3,925,000</b>	<b>\$20,701,605</b>	<b>\$48,974,571</b>
<b>Source of Funds</b>						
<u>Operating Funds</u>						
Arizona Highway Users	15,000	-	-	-	-	15,000
Community Reinvestment	4,401,000	7,501,000	2,501,000	2,925,000	2,750,000	20,078,000
Operating Grants	145,140	-	-	-	-	145,140
Other Restricted Funds	3,820,000	2,900,000	2,900,000	1,000,000	1,000,000	11,620,000
<b>Total Operating Funds</b>	<b>\$8,381,140</b>	<b>\$10,401,000</b>	<b>\$5,401,000</b>	<b>\$3,925,000</b>	<b>\$3,750,000</b>	<b>\$31,858,140</b>
<u>Bond Funds</u>						
2006 Bonds	150,795	-	-	-	16,951,605	17,102,400
Nonprofit Corporation Bonds - Water	14,031	-	-	-	-	14,031
<b>Total Bond Funds</b>	<b>\$164,826</b>	<b>-</b>	<b>-</b>	<b>-</b>	<b>\$16,951,605</b>	<b>\$17,116,431</b>
<b>Total Sources of Funds</b>	<b>\$8,545,966</b>	<b>\$10,401,000</b>	<b>\$5,401,000</b>	<b>\$3,925,000</b>	<b>\$20,701,605</b>	<b>\$48,974,571</b>

2014-2019 CAPITAL IMPROVEMENT PROGRAM

**Economic Development**

<b>Project No.</b>	<b>Project Title</b>	<b>2014-15</b>	<b>2015-16</b>	<b>2016-17</b>	<b>2017-18</b>	<b>2018-19</b>	<b>Total</b>
<b>CD1000001</b>	<b>DOWNTOWN COMMUNITY REINVESTMENT</b>						
	Facilitate and assist development of projects within the Downtown Redevelopment Area.						
							<b>District: 7 &amp; 8</b>
	Construction	1,250,000	6,000,000	1,000,000	1,425,000	1,250,000	10,925,000
	<b>Project Total</b>	<b>\$1,250,000</b>	<b>\$6,000,000</b>	<b>\$1,000,000</b>	<b>\$1,425,000</b>	<b>\$1,250,000</b>	<b>\$10,925,000</b>
	Downtown Community Reinvestment Fund	1,250,000	6,000,000	1,000,000	1,425,000	1,250,000	10,925,000
	<b>Funding Total</b>	<b>\$1,250,000</b>	<b>\$6,000,000</b>	<b>\$1,000,000</b>	<b>\$1,425,000</b>	<b>\$1,250,000</b>	<b>\$10,925,000</b>
<b>CD1000009</b>	<b>GENOMICS FACILITY</b>						
	Provide maintenance, improvements and repair of the TGen building.						
							<b>District: 8</b>
	Construction	2,900,000	2,900,000	2,900,000	1,000,000	1,000,000	10,700,000
	<b>Project Total</b>	<b>\$2,900,000</b>	<b>\$2,900,000</b>	<b>\$2,900,000</b>	<b>\$1,000,000</b>	<b>\$1,000,000</b>	<b>\$10,700,000</b>
	Genomics Facilities Operations and Maintenance Fund	2,900,000	2,900,000	2,900,000	1,000,000	1,000,000	10,700,000
	<b>Funding Total</b>	<b>\$2,900,000</b>	<b>\$2,900,000</b>	<b>\$2,900,000</b>	<b>\$1,000,000</b>	<b>\$1,000,000</b>	<b>\$10,700,000</b>
<b>CD1000010</b>	<b>WEST FILLMORE MASTER PLANS</b>						
	Purchase land along 1st Avenue to 7th Avenue in the area from Van Buren Street to Fillmore Street for master planning efforts.						
							<b>District: 7</b>
	Construction	1,000	1,000	1,000	-	-	3,000
	<b>Project Total</b>	<b>\$1,000</b>	<b>\$1,000</b>	<b>\$1,000</b>	<b>-</b>	<b>-</b>	<b>\$3,000</b>
	Downtown Community Reinvestment Fund	1,000	1,000	1,000	-	-	3,000
	<b>Funding Total</b>	<b>\$1,000</b>	<b>\$1,000</b>	<b>\$1,000</b>	<b>-</b>	<b>-</b>	<b>\$3,000</b>
<b>CD1000012</b>	<b>PHOENIX BIOMEDICAL CAMPUS 5TH STREET IMPROVEMENTS</b>						
	Construct public right-of-way improvements, including new shade trees and sidewalk repair.						
							<b>District: 8</b>
	Construction	30,000	-	-	-	-	30,000
	<b>Project Total</b>	<b>\$30,000</b>	<b>-</b>	<b>-</b>	<b>-</b>	<b>-</b>	<b>\$30,000</b>
	Genomics Facilities Operations and Maintenance Fund	30,000	-	-	-	-	30,000
	<b>Funding Total</b>	<b>\$30,000</b>	<b>-</b>	<b>-</b>	<b>-</b>	<b>-</b>	<b>\$30,000</b>
<b>CD1000019</b>	<b>ARTIST STOREFRONT PROGRAM</b>						
	Stimulate the arts and art-related businesses and eliminate slum and blight downtown.						
							<b>District: 7 &amp; 8</b>
	Construction	-	-	-	-	408,000	408,000
	<b>Project Total</b>	<b>-</b>	<b>-</b>	<b>-</b>	<b>-</b>	<b>\$408,000</b>	<b>\$408,000</b>
	2006 Libraries, Youth, Senior & Cultural Facilities Bonds	-	-	-	-	408,000	408,000
	<b>Funding Total</b>	<b>-</b>	<b>-</b>	<b>-</b>	<b>-</b>	<b>\$408,000</b>	<b>\$408,000</b>

**Economic Development**

<i>Project No.</i>	<i>Project Title</i>	<i>2014-15</i>	<i>2015-16</i>	<i>2016-17</i>	<i>2017-18</i>	<i>2018-19</i>	<i>Total</i>
<b>CD10000031</b>	<b>DOWNTOWN RAILROAD QUIET ZONE</b>						
Facilitate permanent railroad quiet zones for downtown area railroad crossings.							
<b>Function: Downtown Development</b>							
<b>Strategic Plan: Infrastructure</b>							
<b>District: 8</b>							
Pre-design		30,000	-	-	-	-	30,000
<b>Project Total</b>		<b>\$30,000</b>	-	-	-	-	<b>\$30,000</b>
Downtown Community Reinvestment Fund		15,000	-	-	-	-	15,000
Arizona Highway User Revenues		15,000	-	-	-	-	15,000
<b>Funding Total</b>		<b>\$30,000</b>	-	-	-	-	<b>\$30,000</b>
<b>CD30000002</b>	<b>PHOENIX BIOMEDICAL CAMPUS IMPROVEMENTS</b>						
Construct infrastructure improvements at the Phoenix Biomedical Campus (PBC).							
<b>Function: Downtown Development</b>							
<b>Strategic Plan: Economic Development and Education</b>							
<b>District: 8</b>							
Construction		-	-	-	-	800,000	800,000
<b>Project Total</b>		-	-	-	-	<b>\$800,000</b>	<b>\$800,000</b>
2006 Education Bonds		-	-	-	-	800,000	800,000
<b>Funding Total</b>		-	-	-	-	<b>\$800,000</b>	<b>\$800,000</b>
<b>CD30000011</b>	<b>DOWNTOWN GATEWAYS AND OASIS</b>						
Construct shade structures and signage leading into and around downtown.							
<b>Function: Downtown Development</b>							
<b>Strategic Plan: Neighborhoods and Livability</b>							
<b>District: 7 &amp; 8</b>							
Construction		-	-	-	-	988,000	988,000
<b>Project Total</b>		-	-	-	-	<b>\$988,000</b>	<b>\$988,000</b>
2006 Street Improvement and Storm Sewer Bonds		-	-	-	-	988,000	988,000
<b>Funding Total</b>		-	-	-	-	<b>\$988,000</b>	<b>\$988,000</b>
<b>CD30000012</b>	<b>LIFE SCIENCE RESEARCH PARK</b>						
Support the development of bioscience research including academic, clinical and office uses.							
<b>Function: Downtown Development</b>							
<b>Strategic Plan: Economic Development and Education</b>							
<b>District: 8</b>							
Pre-design		-	-	-	-	1,188,000	1,188,000
<b>Project Total</b>		-	-	-	-	<b>\$1,188,000</b>	<b>\$1,188,000</b>
2006 Education Bonds		-	-	-	-	1,188,000	1,188,000
<b>Funding Total</b>		-	-	-	-	<b>\$1,188,000</b>	<b>\$1,188,000</b>
<b>CD30000015</b>	<b>HOPE VI/RIO SALADO CONNECTORS DOWNTOWN</b>						
Construct wide sidewalks, attractive and desert appropriate landscaping and decorative and practical lighting to make the area pedestrian-friendly.							
<b>Function: Downtown Development</b>							
<b>Strategic Plan: Neighborhoods and Livability</b>							
<b>District: 7 &amp; 8</b>							
Construction		-	-	-	-	3,149,000	3,149,000
<b>Project Total</b>		-	-	-	-	<b>\$3,149,000</b>	<b>\$3,149,000</b>
2006 Street Improvement and Storm Sewer Bonds		-	-	-	-	3,149,000	3,149,000
<b>Funding Total</b>		-	-	-	-	<b>\$3,149,000</b>	<b>\$3,149,000</b>

**Economic Development**


<i>Project No.</i>	<i>Project Title</i>	<i>2014-15</i>	<i>2015-16</i>	<i>2016-17</i>	<i>2017-18</i>	<i>2018-19</i>	<i>Total</i>
<b>CD3000024</b>	<b>ROOSEVELT ROW / EVANS CHURCHILL ENHANCED MUNICIPAL SERVICES DISTRICT STUDY</b>						
							<b>Function: Downtown Development</b>
	Study the feasibility of a new business improvement district in downtown Phoenix.						<b>Strategic Plan: Economic Development and Education</b>
							<b>District: 7 &amp; 8</b>
	Study	85,000	-	-	-	-	85,000
	<b>Project Total</b>	<b>\$85,000</b>	-	-	-	-	<b>\$85,000</b>
	Downtown Community Reinvestment Fund	85,000	-	-	-	-	85,000
	<b>Funding Total</b>	<b>\$85,000</b>	-	-	-	-	<b>\$85,000</b>
<b>CD1000005</b>	<b>KNIPE HOUSE REHABILITATION</b>						
	Rehabilitate and stabilize the historic Knipe House near 2nd Street and Portland Street in downtown Phoenix.						<b>Function: Economic Development</b>
							<b>Strategic Plan: Neighborhoods and Livability</b>
							<b>District: 7</b>
	Construction	50,000	-	-	-	-	50,000
	<b>Project Total</b>	<b>\$50,000</b>	-	-	-	-	<b>\$50,000</b>
	Downtown Community Reinvestment Fund	50,000	-	-	-	-	50,000
	<b>Funding Total</b>	<b>\$50,000</b>	-	-	-	-	<b>\$50,000</b>
<b>CD1000007</b>	<b>ASU ARIZONA CENTER FOR LAW AND SOCIETY</b>						
	Assist in the development of the downtown ASU Law School to carry out its required improvements for public education and city infrastructure.						<b>Function: Economic Development</b>
							<b>Strategic Plan: Economic Development and Education</b>
							<b>District: 7</b>
	Construction	3,000,000	1,500,000	1,500,000	1,500,000	1,500,000	9,000,000
	<b>Project Total</b>	<b>\$3,000,000</b>	<b>\$1,500,000</b>	<b>\$1,500,000</b>	<b>\$1,500,000</b>	<b>\$1,500,000</b>	<b>\$9,000,000</b>
	Downtown Community Reinvestment Fund	3,000,000	1,500,000	1,500,000	1,500,000	1,500,000	9,000,000
	<b>Funding Total</b>	<b>\$3,000,000</b>	<b>\$1,500,000</b>	<b>\$1,500,000</b>	<b>\$1,500,000</b>	<b>\$1,500,000</b>	<b>\$9,000,000</b>
<b>CD1000008</b>	<b>NIDDK DARK FIBER-TGEN BUILDING</b>						
	Collaborate with healthcare organizations to create better connectivity between facilities.						<b>Function: Economic Development</b>
							<b>Strategic Plan: Economic Development and Education</b>
							<b>District: 7 &amp; 8</b>
	Construction	390,000	-	-	-	-	390,000
	<b>Project Total</b>	<b>\$390,000</b>	-	-	-	-	<b>\$390,000</b>
	Genomics Facilities Operations and Maintenance Fund	390,000	-	-	-	-	390,000
	<b>Funding Total</b>	<b>\$390,000</b>	-	-	-	-	<b>\$390,000</b>
<b>CD1000013</b>	<b>PHOENIX BIOMEDICAL CAMPUS</b>						
	Enhance the visibility, character and marketing opportunities for the Phoenix Biomedical Campus.						<b>Function: Economic Development</b>
							<b>Strategic Plan: Neighborhoods and Livability</b>
							<b>District: 8</b>
	Construction	500,000	-	-	-	-	500,000
	<b>Project Total</b>	<b>\$500,000</b>	-	-	-	-	<b>\$500,000</b>
	Genomics Facilities Operations and Maintenance Fund	500,000	-	-	-	-	500,000
	<b>Funding Total</b>	<b>\$500,000</b>	-	-	-	-	<b>\$500,000</b>

## Economic Development

<b>Project No.</b>	<b>Project Title</b>	<b>2014-15</b>	<b>2015-16</b>	<b>2016-17</b>	<b>2017-18</b>	<b>2018-19</b>	<b>Total</b>
<b>CD3000005 ASU POST OFFICE</b>							
Renovate the downtown Post Office facility to accommodate student services.							
							<b>Function: Economic Development</b>
							<b>Strategic Plan: Economic Development and Education</b>
							<b>District: 7</b>
Construction		-	-	-	-	1,043,000	1,043,000
<b>Project Total</b>		-	-	-	-	<b>\$1,043,000</b>	<b>\$1,043,000</b>
2006 Parks and Open Spaces Bonds		-	-	-	-	1,043,000	1,043,000
<b>Funding Total</b>		-	-	-	-	<b>\$1,043,000</b>	<b>\$1,043,000</b>
<b>CD3000009 DOWNTOWN LAND ACQUISITION - HOUSING/MIXED USE</b>							
Acquire land in the downtown area to assist in the development of residential projects.							
							<b>Function: Economic Development</b>
							<b>Strategic Plan: Economic Development and Education</b>
							<b>District: 7 &amp; 8</b>
Land Acquisition		-	-	-	-	1,837,000	1,837,000
<b>Project Total</b>		-	-	-	-	<b>\$1,837,000</b>	<b>\$1,837,000</b>
2006 Economic Development Bonds		-	-	-	-	1,837,000	1,837,000
<b>Funding Total</b>		-	-	-	-	<b>\$1,837,000</b>	<b>\$1,837,000</b>
<b>ED1000018 STATE LAND INFRASTRUCTURE PROJECT</b>							
Conduct feasibility studies, design work and provide public infrastructure such as sewer/storm drains, curb, gutter, lighting and other improvements as necessary in the public right-of-way for retail development.							
							<b>Function: Economic Development</b>
							<b>Strategic Plan: Infrastructure</b>
							<b>District: Citywide</b>
Construction		-	-	-	-	198,000	198,000
<b>Project Total</b>		-	-	-	-	<b>\$198,000</b>	<b>\$198,000</b>
2006 Street Improvement and Storm Sewer Bonds		-	-	-	-	198,000	198,000
<b>Funding Total</b>		-	-	-	-	<b>\$198,000</b>	<b>\$198,000</b>
<b>ED1000019 STATE FAIR REDEVELOPMENT</b>							
Contribute to master planning activities, consulting and acquisition of property for the state fairground relocation plus facilitate redevelopment of existing fairground site.							
							<b>Function: Economic Development</b>
							<b>Strategic Plan: Infrastructure</b>
							<b>District: 7</b>
Land Acquisition		-	-	-	-	2,584,000	2,584,000
<b>Project Total</b>		-	-	-	-	<b>\$2,584,000</b>	<b>\$2,584,000</b>
2006 Economic Development Bonds		-	-	-	-	2,584,000	2,584,000
<b>Funding Total</b>		-	-	-	-	<b>\$2,584,000</b>	<b>\$2,584,000</b>
<b>ED1000020 WEST PHOENIX REVITALIZATION</b>							
Facilitate external improvements including facade enhancements, landscaping, lighting, signage and public infrastructure enhancements at existing commercial properties within west Phoenix.							
							<b>Function: Economic Development</b>
							<b>Strategic Plan: Neighborhoods and Livability</b>
							<b>District: 1, 4, 5 &amp; 7</b>
Construction		150,795	-	-	-	4,382,000	4,532,795
<b>Project Total</b>		<b>\$150,795</b>	-	-	-	<b>\$4,382,000</b>	<b>\$4,532,795</b>
2006 Economic Development Bonds		150,795	-	-	-	4,382,000	4,532,795
<b>Funding Total</b>		<b>\$150,795</b>	-	-	-	<b>\$4,382,000</b>	<b>\$4,532,795</b>

**Economic Development**

<i>Project No.</i>	<i>Project Title</i>	<i>2014-15</i>	<i>2015-16</i>	<i>2016-17</i>	<i>2017-18</i>	<i>2018-19</i>	<i>Total</i>
<b>ED10000021</b>	<b>MARYVALE STREETScape IMPROVEMENTS</b>						
	Construct streetscape improvements including new landscaping and irrigation in the right of way along 67th Avenue in the Maryvale revitalization corporation service area.						
							<b>Function: Economic Development</b>
							<b>Strategic Plan: Neighborhoods and Livability</b>
							<b>District: 5 &amp; 7</b>
Construction		145,140	-	-	-	-	145,140
<b>Project Total</b>		<b>\$145,140</b>	<b>-</b>	<b>-</b>	<b>-</b>	<b>-</b>	<b>\$145,140</b>
Maryvale Revitalization Grant		145,140	-	-	-	-	145,140
<b>Funding Total</b>		<b>\$145,140</b>	<b>-</b>	<b>-</b>	<b>-</b>	<b>-</b>	<b>\$145,140</b>
<b>AR87000007</b>	<b>PHOENIX BIOMEDICAL CAMPUS PERCENT FOR ART</b>						
	Construct outdoor artwork for the Biomedical campus.						
							<b>Function: Percent for Art</b>
							<b>Strategic Plan: Neighborhoods and Livability</b>
							<b>District: 8</b>
Construction		14,031	-	-	-	374,605	388,636
<b>Project Total</b>		<b>\$14,031</b>	<b>-</b>	<b>-</b>	<b>-</b>	<b>\$374,605</b>	<b>\$388,636</b>
Nonprofit Corporation Bonds - Water		14,031	-	-	-	-	14,031
2006 Street Improvement and Storm Sewer Bonds		-	-	-	-	117,001	117,001
2006 Parks and Open Spaces Bonds		-	-	-	-	25,000	25,000
2006 Libraries, Youth, Senior & Cultural Facilities Bonds		-	-	-	-	3,600	3,600
2006 Education Bonds		-	-	-	-	168,404	168,404
2006 Economic Development Bonds		-	-	-	-	60,600	60,600
<b>Funding Total</b>		<b>\$14,031</b>	<b>-</b>	<b>-</b>	<b>-</b>	<b>\$374,605</b>	<b>\$388,636</b>



## **Energy Conservation**

The \$6.0 million Energy Conservation Program is funded with General, Solid Waste, Water and Wastewater revenue funds.

The Energy Conservation Program continues the City of Phoenix efforts at energy conservation that have been in place for more than 20 years. The program is designed to focus efforts on energy efficient retrofits, energy efficient design and management, metering for efficient operations and implementation of new technology.

2014-2019 CAPITAL IMPROVEMENT PROGRAM

**Energy Conservation**  
Capital Improvement Program Summary

<b>Project Summary</b>	<b>2014-15</b>	<b>2015-16</b>	<b>2016-17</b>	<b>2017-18</b>	<b>2018-19</b>	<b>Total</b>
Energy Projects	1,200,000	1,200,000	1,200,000	1,200,000	1,200,000	6,000,000
<b>Total</b>	<b>\$1,200,000</b>	<b>\$1,200,000</b>	<b>\$1,200,000</b>	<b>\$1,200,000</b>	<b>\$1,200,000</b>	<b>\$6,000,000</b>
<b>Source of Funds</b>						
<u>Operating Funds</u>						
General Funds	500,000	500,000	500,000	500,000	500,000	2,500,000
Solid Waste Operating	200,000	200,000	200,000	200,000	200,000	1,000,000
Wastewater Operating	300,000	300,000	300,000	300,000	300,000	1,500,000
Water Operating	200,000	200,000	200,000	200,000	200,000	1,000,000
<b>Total Operating Funds</b>	<b>\$1,200,000</b>	<b>\$1,200,000</b>	<b>\$1,200,000</b>	<b>\$1,200,000</b>	<b>\$1,200,000</b>	<b>\$6,000,000</b>
<b>Total Sources of Funds</b>	<b>\$1,200,000</b>	<b>\$1,200,000</b>	<b>\$1,200,000</b>	<b>\$1,200,000</b>	<b>\$1,200,000</b>	<b>\$6,000,000</b>

2014-2019 CAPITAL IMPROVEMENT PROGRAM

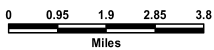
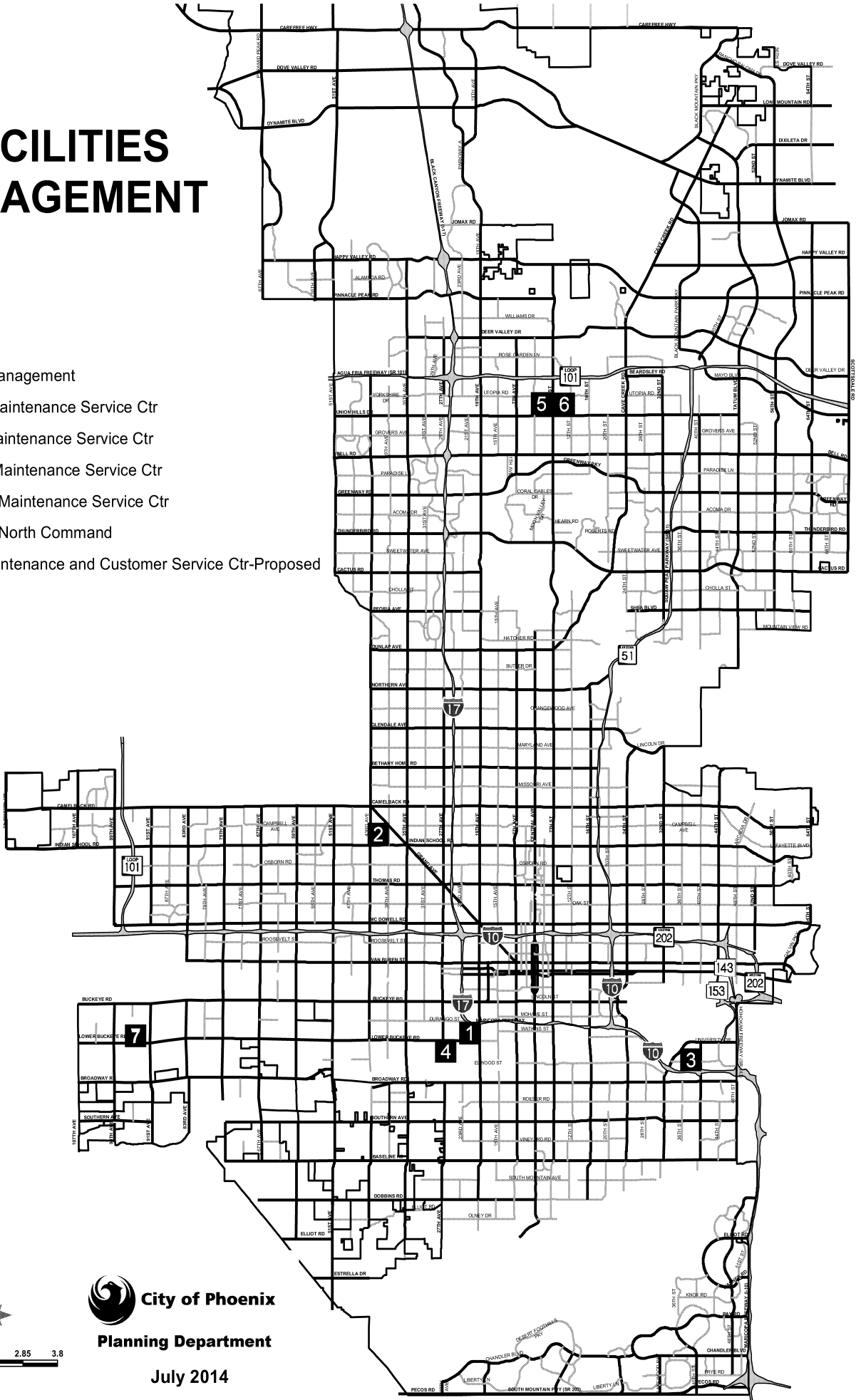
**Energy Conservation**

<i>Project No.</i>	<i>Project Title</i>	<i>2014-15</i>	<i>2015-16</i>	<i>2016-17</i>	<i>2017-18</i>	<i>2018-19</i>	<i>Total</i>
<b>PW34030052</b>	<b>ENERGY CONSERVATION-CITYWIDE</b>						
Construct citywide energy conservation projects to be determined.						<b>Function: Energy Projects</b> <b>Strategic Plan: Infrastructure</b> <b>District: Citywide</b>	
Construction		500,000	500,000	500,000	500,000	500,000	2,500,000
<b>Project Total</b>		<b>\$500,000</b>	<b>\$500,000</b>	<b>\$500,000</b>	<b>\$500,000</b>	<b>\$500,000</b>	<b>\$2,500,000</b>
General Fund		500,000	500,000	500,000	500,000	500,000	2,500,000
<b>Funding Total</b>		<b>\$500,000</b>	<b>\$500,000</b>	<b>\$500,000</b>	<b>\$500,000</b>	<b>\$500,000</b>	<b>\$2,500,000</b>
<b>PW34030053</b>	<b>ENERGY CONSERVATION-WASTEWATER</b>						
Construct wastewater energy conservation projects to be determined.						<b>Function: Energy Projects</b> <b>Strategic Plan: Infrastructure</b> <b>District: Citywide</b>	
Construction		300,000	300,000	300,000	300,000	300,000	1,500,000
<b>Project Total</b>		<b>\$300,000</b>	<b>\$300,000</b>	<b>\$300,000</b>	<b>\$300,000</b>	<b>\$300,000</b>	<b>\$1,500,000</b>
Wastewater Revenues		300,000	300,000	300,000	300,000	300,000	1,500,000
<b>Funding Total</b>		<b>\$300,000</b>	<b>\$300,000</b>	<b>\$300,000</b>	<b>\$300,000</b>	<b>\$300,000</b>	<b>\$1,500,000</b>
<b>PW34030054</b>	<b>ENERGY CONSERVATION-WATER</b>						
Construct water energy conservation projects to be determined.						<b>Function: Energy Projects</b> <b>Strategic Plan: Infrastructure</b> <b>District: Citywide</b>	
Construction		200,000	200,000	200,000	200,000	200,000	1,000,000
<b>Project Total</b>		<b>\$200,000</b>	<b>\$200,000</b>	<b>\$200,000</b>	<b>\$200,000</b>	<b>\$200,000</b>	<b>\$1,000,000</b>
Water Revenues		200,000	200,000	200,000	200,000	200,000	1,000,000
<b>Funding Total</b>		<b>\$200,000</b>	<b>\$200,000</b>	<b>\$200,000</b>	<b>\$200,000</b>	<b>\$200,000</b>	<b>\$1,000,000</b>
<b>PW34030055</b>	<b>ENERGY CONSERVATION-SOLID WASTE</b>						
Construct solid waste energy conservation projects to be determined.						<b>Function: Energy Projects</b> <b>Strategic Plan: Infrastructure</b> <b>District: Citywide</b>	
Construction		200,000	200,000	200,000	200,000	200,000	1,000,000
<b>Project Total</b>		<b>\$200,000</b>	<b>\$200,000</b>	<b>\$200,000</b>	<b>\$200,000</b>	<b>\$200,000</b>	<b>\$1,000,000</b>
Solid Waste Disposal-Operating		200,000	200,000	200,000	200,000	200,000	1,000,000
<b>Funding Total</b>		<b>\$200,000</b>	<b>\$200,000</b>	<b>\$200,000</b>	<b>\$200,000</b>	<b>\$200,000</b>	<b>\$1,000,000</b>

# FACILITIES MANAGEMENT

## Legend

- 1** Facilities Management
- 2** Glenrosa Maintenance Service Ctr
- 3** Okemah Maintenance Service Ctr
- 4** Salt River Maintenance Service Ctr
- 5** Union Hills Maintenance Service Ctr
- 6** Union Hills North Command
- 7** Estrella Maintenance and Customer Service Ctr-Proposed



 **City of Phoenix**  
**Planning Department**

July 2014

## **Facilities Management**

The Facilities Management program totals \$20.1 million and is funded with 2001 and 2006 General Obligation Bonds, development impact fees, nonprofit corporation bonds, other capital, General, other restricted and Solid Waste revenue funds. Bond funded projects total approximately \$6.7 million, which are delayed indefinitely due to property tax revenue reductions.

General Obligation Bond funded projects that are delayed indefinitely include:

- Phoenix City Hall System Modernization
- Reconfigure Phoenix City Hall to increase work space efficiency
- Brownfields Redevelopment for environmentally-impaired properties
- Estrella Service Center Unleaded Fuel Site

The Facilities Management program includes various projects remediating contaminated soil from leaking underground storage tanks, replacing and maintaining service centers and city facilities, including constructing CNG fueling sites, Phoenix Biomedical Campus, ASU and other city-owned facilities and properties.

2014-2019 CAPITAL IMPROVEMENT PROGRAM

**Facilities Management**  
Capital Improvement Program Summary

<b>Project Summary</b>	<b>2014-15</b>	<b>2015-16</b>	<b>2016-17</b>	<b>2017-18</b>	<b>2018-19</b>	<b>Total</b>
Downtown Facilities Management	540,000	1,000,000	575,000	540,000	4,450,850	7,105,850
Environmental Projects	340,000	50,000	-	-	-	390,000
Equipment Management	3,575,000	-	-	-	185,380	3,760,380
Metro-Facilities Management	930,000	500,000	500,000	500,000	500,000	2,930,000
Other Facilities	3,400,000	-	-	-	-	3,400,000
Brownfields	-	-	-	-	2,428,129	2,428,129
Percent for Art	-	-	-	-	156,650	156,650
<b>Total</b>	<b>\$8,785,000</b>	<b>\$1,550,000</b>	<b>\$1,075,000</b>	<b>\$1,040,000</b>	<b>\$7,721,009</b>	<b>\$20,171,009</b>
<b>Source of Funds</b>						
<u>Operating Funds</u>						
General Funds	1,040,000	1,500,000	1,075,000	1,040,000	1,000,000	5,655,000
Other Restricted Funds	390,000	50,000	-	-	-	440,000
Solid Waste Operating	205,000	-	-	-	-	205,000
<b>Total Operating Funds</b>	<b>\$1,635,000</b>	<b>\$1,550,000</b>	<b>\$1,075,000</b>	<b>\$1,040,000</b>	<b>\$1,000,000</b>	<b>\$6,300,000</b>
<u>Bond Funds</u>						
2001 Bonds	-	-	-	-	185,380	185,380
2006 Bonds	-	-	-	-	6,535,629	6,535,629
Nonprofit Corporation Bonds - General Government	490,000	-	-	-	-	490,000
<b>Total Bond Funds</b>	<b>\$490,000</b>	<b>-</b>	<b>-</b>	<b>-</b>	<b>\$6,721,009</b>	<b>\$7,211,009</b>
<u>Other Financing</u>						
Impact Fees	3,260,000	-	-	-	-	3,260,000
Other Capital	3,400,000	-	-	-	-	3,400,000
<b>Total Other Financing</b>	<b>\$6,660,000</b>	<b>-</b>	<b>-</b>	<b>-</b>	<b>-</b>	<b>\$6,660,000</b>
<b>Total Sources of Funds</b>	<b>\$8,785,000</b>	<b>\$1,550,000</b>	<b>\$1,075,000</b>	<b>\$1,040,000</b>	<b>\$7,721,009</b>	<b>\$20,171,009</b>

2014-2019 CAPITAL IMPROVEMENT PROGRAM

### Facilities Management

<i>Project No.</i>	<i>Project Title</i>	<i>2014-15</i>	<i>2015-16</i>	<i>2016-17</i>	<i>2017-18</i>	<i>2018-19</i>	<i>Total</i>
<b>PW23200002</b>	<b>438 BUILDING - HVAC REPLACEMENT</b>						
	Replace HVAC rooftop units at the 438 West Adams building.						
Construction		-	-	75,000	-	-	75,000
<b>Project Total</b>		-	-	<b>\$75,000</b>	-	-	<b>\$75,000</b>
General Fund		-	-	75,000	-	-	75,000
<b>Funding Total</b>		-	-	<b>\$75,000</b>	-	-	<b>\$75,000</b>
<b>PW23240003</b>	<b>PHOENIX CITY HALL - SYSTEM MODERNIZATION</b>						
	Replace critical facility and support systems.						
Construction		-	-	-	-	2,875,850	2,875,850
<b>Project Total</b>		-	-	-	-	<b>\$2,875,850</b>	<b>\$2,875,850</b>
2006 Libraries, Youth, Senior & Cultural Facilities Bonds		-	-	-	-	2,875,850	2,875,850
<b>Funding Total</b>		-	-	-	-	<b>\$2,875,850</b>	<b>\$2,875,850</b>
<b>PW23240004</b>	<b>PHOENIX CITY HALL - SPACE EFFICIENCY / RECONFIGURATION</b>						
	Increase work space efficiencies through partial restacking.						
Construction		-	-	-	-	1,075,000	1,075,000
<b>Project Total</b>		-	-	-	-	<b>\$1,075,000</b>	<b>\$1,075,000</b>
2006 Libraries, Youth, Senior & Cultural Facilities Bonds		-	-	-	-	1,075,000	1,075,000
<b>Funding Total</b>		-	-	-	-	<b>\$1,075,000</b>	<b>\$1,075,000</b>
<b>PW23240008</b>	<b>PHOENIX CITY HALL - LIFE AND SAFETY SYSTEM</b>						
	Perform preventative maintenance to include repair and replacement of sprinkler piping and alarm system components.						
Construction		500,000	500,000	500,000	500,000	500,000	2,500,000
<b>Project Total</b>		<b>\$500,000</b>	<b>\$500,000</b>	<b>\$500,000</b>	<b>\$500,000</b>	<b>\$500,000</b>	<b>\$2,500,000</b>
General Fund		500,000	500,000	500,000	500,000	500,000	2,500,000
<b>Funding Total</b>		<b>\$500,000</b>	<b>\$500,000</b>	<b>\$500,000</b>	<b>\$500,000</b>	<b>\$500,000</b>	<b>\$2,500,000</b>
<b>PW23290002</b>	<b>PERSONNEL BUILDING - RESEAL SIDEWALK</b>						
	Repair sidewalk at the Personnel Building to prevent water leaks into the basement.						
Construction		40,000	-	-	40,000	-	80,000
<b>Project Total</b>		<b>\$40,000</b>	-	-	<b>\$40,000</b>	-	<b>\$80,000</b>
General Fund		40,000	-	-	40,000	-	80,000
<b>Funding Total</b>		<b>\$40,000</b>	-	-	<b>\$40,000</b>	-	<b>\$80,000</b>

**Facilities Management**

<i>Project No.</i>	<i>Project Title</i>	<i>2014-15</i>	<i>2015-16</i>	<i>2016-17</i>	<i>2017-18</i>	<i>2018-19</i>	<i>Total</i>
<b>PW23300008</b>	<b>REPLACE CHILLERS - ADAMS GARAGE</b>						
Replace chillers at the Adams Street garage.							
							<b>District: 8</b>
							<b>District: 8</b>
Construction		-	500,000	-	-	-	500,000
<b>Project Total</b>		-	<b>\$500,000</b>	-	-	-	<b>\$500,000</b>
General Fund		-	500,000	-	-	-	500,000
<b>Funding Total</b>		-	<b>\$500,000</b>	-	-	-	<b>\$500,000</b>
<b>PW21010002</b>	<b>LEAKING UNDERGROUND STORAGE TANKS/UNDERGROUND STORAGE TANKS REMEDIATION PROGRAM</b>						
Remediate soil contaminated by leaking underground storage tanks.							
							<b>District: Citywide</b>
							<b>District: Citywide</b>
Construction		340,000	50,000	-	-	-	390,000
<b>Project Total</b>		<b>\$340,000</b>	<b>\$50,000</b>	-	-	-	<b>\$390,000</b>
PW Environmental		340,000	50,000	-	-	-	390,000
<b>Funding Total</b>		<b>\$340,000</b>	<b>\$50,000</b>	-	-	-	<b>\$390,000</b>
<b>PW25020013</b>	<b>CNG SLOW FILL - OKEMAH SERVICE CENTER</b>						
Construct compressed natural gas (CNG) slow fill addition at the Okemah Service Center to allow additional fueling sites of Solid Waste CNG sideloader refuse trucks.							
							<b>District: 8</b>
							<b>District: 8</b>
Construction		104,000	-	-	-	-	104,000
<b>Project Total</b>		<b>\$104,000</b>	-	-	-	-	<b>\$104,000</b>
Solid Waste Capital Replacement		104,000	-	-	-	-	104,000
<b>Funding Total</b>		<b>\$104,000</b>	-	-	-	-	<b>\$104,000</b>
<b>PW25020014</b>	<b>CNG SLOW FILL - SALT RIVER SERVICE CENTER</b>						
Construct compressed natural gas (CNG) slow fill addition at the Salt River Service Center CNG site to allow fueling of six Solid Waste CNG sideloader refuse trucks.							
							<b>District: 7</b>
							<b>District: 7</b>
Construction		13,000	-	-	-	-	13,000
<b>Project Total</b>		<b>\$13,000</b>	-	-	-	-	<b>\$13,000</b>
Solid Waste Capital Replacement		13,000	-	-	-	-	13,000
<b>Funding Total</b>		<b>\$13,000</b>	-	-	-	-	<b>\$13,000</b>
<b>PW25020015</b>	<b>CNG SLOW FILL- GLENROSA SERVICE CENTER</b>						
Construct compressed natural gas (CNG) slow fill addition at the Glenrosa Service Center CNG site to allow fueling of six Solid Waste CNG sideloader refuse trucks.							
							<b>District: 5</b>
							<b>District: 5</b>
Construction		4,000	-	-	-	-	4,000
<b>Project Total</b>		<b>\$4,000</b>	-	-	-	-	<b>\$4,000</b>
Solid Waste Capital Replacement		4,000	-	-	-	-	4,000
<b>Funding Total</b>		<b>\$4,000</b>	-	-	-	-	<b>\$4,000</b>

**Facilities Management**

<b>Project No.</b>	<b>Project Title</b>	<b>2014-15</b>	<b>2015-16</b>	<b>2016-17</b>	<b>2017-18</b>	<b>2018-19</b>	<b>Total</b>
<b>PW25020017 OKEMAH SERVICE CENTER CANOPY</b>		<b>Function: Equipment Management</b>					
Construct a canopy structure at the Okemah Service Center for maintenance and repair of vehicles.		<b>Strategic Plan: Infrastructure</b>					
		<b>District: 8</b>					
Construction		74,000	-	-	-	-	74,000
<b>Project Total</b>		<b>\$74,000</b>	-	-	-	-	<b>\$74,000</b>
Solid Waste Capital Replacement		74,000	-	-	-	-	74,000
<b>Funding Total</b>		<b>\$74,000</b>	-	-	-	-	<b>\$74,000</b>
<b>PW25020018 COMPRESSED NATURAL GAS FACILITY ASSESSMENT</b>		<b>Function: Equipment Management</b>					
Maintain and repair compressed natural gas (CNG) vehicles.		<b>Strategic Plan: Infrastructure</b>					
		<b>District: Citywide</b>					
Construction		60,000	-	-	-	-	60,000
<b>Project Total</b>		<b>\$60,000</b>	-	-	-	-	<b>\$60,000</b>
Solid Waste Capital Replacement		10,000	-	-	-	-	10,000
PW Fleet Fuel Costs & Infrastructure		50,000	-	-	-	-	50,000
<b>Funding Total</b>		<b>\$60,000</b>	-	-	-	-	<b>\$60,000</b>
<b>PW25070004 SOUTH MOUNTAIN MAINTENANCE SHOP</b>		<b>Function: Equipment Management</b>					
Remodel and expand South Mountain maintenance shop located at 400 West Southern Avenue.		<b>Strategic Plan: Infrastructure</b>					
		<b>District: 7</b>					
Construction		60,000	-	-	-	-	60,000
<b>Project Total</b>		<b>\$60,000</b>	-	-	-	-	<b>\$60,000</b>
2010 Public Works Lease Purchase		60,000	-	-	-	-	60,000
<b>Funding Total</b>		<b>\$60,000</b>	-	-	-	-	<b>\$60,000</b>
<b>PW25100001 ESTRELLA SERVICE CENTER UNLEADED FUEL SITE</b>		<b>Function: Equipment Management</b>					
Construct an unleaded fuel site at Estrella Service Center.		<b>Strategic Plan: Infrastructure</b>					
		<b>District: 7</b>					
Construction		-	-	-	-	185,380	185,380
<b>Project Total</b>		-	-	-	-	<b>\$185,380</b>	<b>\$185,380</b>
2001 Environmental Protection & Pollution Clean-up Bonds		-	-	-	-	185,380	185,380
<b>Funding Total</b>		-	-	-	-	<b>\$185,380</b>	<b>\$185,380</b>
<b>PW25100002 EQUIPMENT REPAIR IMPACT FEE CONTINGENCY</b>		<b>Function: Equipment Management</b>					
Provide available funding in Southern Impact Fee area as projects are identified.		<b>Strategic Plan: Infrastructure</b>					
		<b>District: 7 &amp; 8</b>					
Construction		2,300,000	-	-	-	-	2,300,000
<b>Project Total</b>		<b>\$2,300,000</b>	-	-	-	-	<b>\$2,300,000</b>
Impact Fee - Equip Repair, South		2,300,000	-	-	-	-	2,300,000
<b>Funding Total</b>		<b>\$2,300,000</b>	-	-	-	-	<b>\$2,300,000</b>

2014-2019 CAPITAL IMPROVEMENT PROGRAM

**Facilities Management**

<i>Project No.</i>	<i>Project Title</i>	<i>2014-15</i>	<i>2015-16</i>	<i>2016-17</i>	<i>2017-18</i>	<i>2018-19</i>	<i>Total</i>
<b>PW25100003</b>	<b>EQUIPMENT REPAIR IMPACT FEE CONTINGENCY</b>						
	Provide available funding in Northern Impact Fee area as projects are identified.						
	Construction	960,000	-	-	-	-	960,000
	<b>Project Total</b>	<b>\$960,000</b>	-	-	-	-	<b>\$960,000</b>
	Impact Fee - North Equip Repair	960,000	-	-	-	-	960,000
	<b>Funding Total</b>	<b>\$960,000</b>	-	-	-	-	<b>\$960,000</b>
<b>PW21010003</b>	<b>PUBLIC WORKS FACILITY EMERGENCY REPAIR</b>						
	Provide emergency repairs at City of Phoenix facilities.						
	Construction	500,000	500,000	500,000	500,000	500,000	2,500,000
	<b>Project Total</b>	<b>\$500,000</b>	<b>\$500,000</b>	<b>\$500,000</b>	<b>\$500,000</b>	<b>\$500,000</b>	<b>\$2,500,000</b>
	General Fund	500,000	500,000	500,000	500,000	500,000	2,500,000
	<b>Funding Total</b>	<b>\$500,000</b>	<b>\$500,000</b>	<b>\$500,000</b>	<b>\$500,000</b>	<b>\$500,000</b>	<b>\$2,500,000</b>
<b>PW24400004</b>	<b>UNION HILLS GRADING AND PAVING</b>						
	Repave the parking lot at the Union Hills Service Center.						
	Construction	430,000	-	-	-	-	430,000
	<b>Project Total</b>	<b>\$430,000</b>	-	-	-	-	<b>\$430,000</b>
	2010 Public Works Lease Purchase	430,000	-	-	-	-	430,000
	<b>Funding Total</b>	<b>\$430,000</b>	-	-	-	-	<b>\$430,000</b>
<b>PW22150001</b>	<b>GENOMICS FACILITY</b>						
	Provide for maintenance and repair of the Phoenix Biomedical Campus.						
	Construction	2,500,000	-	-	-	-	2,500,000
	<b>Project Total</b>	<b>\$2,500,000</b>	-	-	-	-	<b>\$2,500,000</b>
	Genomics Facilities Capital Replacement Fund	2,500,000	-	-	-	-	2,500,000
	<b>Funding Total</b>	<b>\$2,500,000</b>	-	-	-	-	<b>\$2,500,000</b>
<b>PW22150002</b>	<b>411 N CENTRAL BUILDING MAINTENANCE</b>						
	Provide for maintenance and repair at ASU and other related facilities.						
	Construction	900,000	-	-	-	-	900,000
	<b>Project Total</b>	<b>\$900,000</b>	-	-	-	-	<b>\$900,000</b>
	411 N Central Bldg Capital Replacement Fund	900,000	-	-	-	-	900,000
	<b>Funding Total</b>	<b>\$900,000</b>	-	-	-	-	<b>\$900,000</b>
<b>EP60600000</b>	<b>BROWNFIELDS REDEVELOPMENT</b>						
	Acquire, investigate, cleanup, and provide redevelopment assistance for environmentally-impaired properties for city and private projects.						
	Land Acquisition	-	-	-	-	2,428,129	2,428,129
	<b>Project Total</b>	-	-	-	-	<b>\$2,428,129</b>	<b>\$2,428,129</b>
	2006 Economic Development Bonds	-	-	-	-	2,428,129	2,428,129
	<b>Funding Total</b>	-	-	-	-	<b>\$2,428,129</b>	<b>\$2,428,129</b>

**Facilities Management**

<i>Project No.</i>	<i>Project Title</i>	<i>2014-15</i>	<i>2015-16</i>	<i>2016-17</i>	<i>2017-18</i>	<i>2018-19</i>	<i>Total</i>
<b>AR70200001</b>	<b>PUBLIC WORKS PERCENT FOR ART</b>						
	Design and fabricate artwork for Public Works projects.						
							Function: Percent for Art
							Strategic Plan: Neighborhoods and Livability
							District: Citywide
Construction		-	-	-	-	156,650	156,650
<b>Project Total</b>		-	-	-	-	<b>\$156,650</b>	<b>\$156,650</b>
2006 Libraries, Youth, Senior & Cultural Facilities Bonds		-	-	-	-	156,650	156,650
<b>Funding Total</b>		-	-	-	-	<b>\$156,650</b>	<b>\$156,650</b>



**City of Phoenix**

## **Finance**

The \$2.7 million Finance program is funded with capital reserves, nonprofit corporation bonds and various enterprise operating funds. The finance program includes Real Estate Brokerage Services and E-Procurement Transparency projects. The projects provide services to facilitate the liquidation of City of Phoenix vacant properties and consulting services for implementation of E-Procurement and a new budget system.

2014-2019 CAPITAL IMPROVEMENT PROGRAM

**Finance**

Capital Improvement Program Summary

<b>Project Summary</b>	<b>2014-15</b>	<b>2015-16</b>	<b>2016-17</b>	<b>2017-18</b>	<b>2018-19</b>	<b>Total</b>
Finance	2,436,721	225,000	-	-	-	2,661,721
<b>Total</b>	<b>\$2,436,721</b>	<b>\$225,000</b>	-	-	-	<b>\$2,661,721</b>
<b>Source of Funds</b>						
<u>Operating Funds</u>						
Aviation	422,344	-	-	-	-	422,344
Solid Waste Operating	105,586	-	-	-	-	105,586
Wastewater Operating	147,820	-	-	-	-	147,820
Water Operating	485,696	-	-	-	-	485,696
<b>Total Operating Funds</b>	<b>\$1,161,446</b>	-	-	-	-	<b>\$1,161,446</b>
<u>Bond Funds</u>						
Nonprofit Corporation Bonds - General Government	325,000	225,000	-	-	-	550,000
<b>Total Bond Funds</b>	<b>\$325,000</b>	<b>\$225,000</b>	-	-	-	<b>\$550,000</b>
<u>Other Financing</u>						
Other Capital	950,275	-	-	-	-	950,275
<b>Total Other Financing</b>	<b>\$950,275</b>	-	-	-	-	<b>\$950,275</b>
<b>Total Sources of Funds</b>	<b>\$2,436,721</b>	<b>\$225,000</b>	-	-	-	<b>\$2,661,721</b>

2014-2019 CAPITAL IMPROVEMENT PROGRAM

**Finance**

<b>Project No.</b>	<b>Project Title</b>	<b>2014-15</b>	<b>2015-16</b>	<b>2016-17</b>	<b>2017-18</b>	<b>2018-19</b>	<b>Total</b>
<b>FA10900006</b>	<b>E-PROCUREMENT TRANSPARENCY/BUDGET INTEGRATION</b>						
	Implement E-Procurement and budget systems.						
Other		2,111,721	-	-	-	-	2,111,721
<b>Project Total</b>		<b>\$2,111,721</b>	<b>-</b>	<b>-</b>	<b>-</b>	<b>-</b>	<b>\$2,111,721</b>
Water Revenues		485,696	-	-	-	-	485,696
Wastewater Revenues		147,820	-	-	-	-	147,820
Solid Waste Disposal-Operating		105,586	-	-	-	-	105,586
Sky Harbor Airport Improvement		422,344	-	-	-	-	422,344
Lease Purchase Capital Reserve		950,275	-	-	-	-	950,275
<b>Funding Total</b>		<b>\$2,111,721</b>	<b>-</b>	<b>-</b>	<b>-</b>	<b>-</b>	<b>\$2,111,721</b>
<b>FA10900008</b>	<b>SALE OF EXCESS PROPERTY</b>						
	Provide for consulting services related to City of Phoenix property inventory including marketing, sale, lease and exchange of city-owned real estate property.						
Other		325,000	225,000	-	-	-	550,000
<b>Project Total</b>		<b>\$325,000</b>	<b>\$225,000</b>	<b>-</b>	<b>-</b>	<b>-</b>	<b>\$550,000</b>
General Government Nonprofit Corporation Bonds		325,000	225,000	-	-	-	550,000
<b>Funding Total</b>		<b>\$325,000</b>	<b>\$225,000</b>	<b>-</b>	<b>-</b>	<b>-</b>	<b>\$550,000</b>



# Phoenix Fire Department Capital Improvement Map

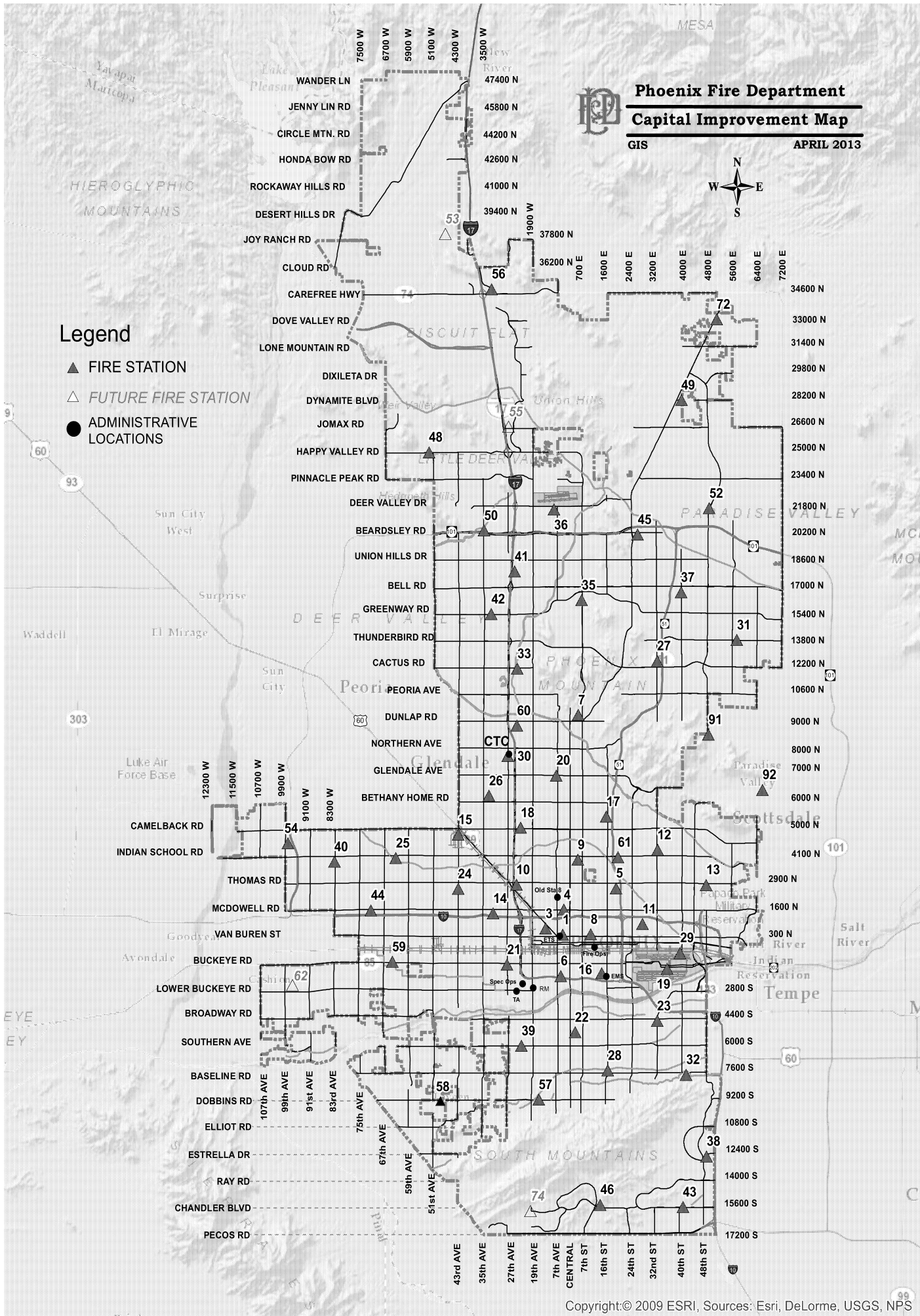
GIS

APRIL 2013



## Legend

- ▲ FIRE STATION
- △ FUTURE FIRE STATION
- ADMINISTRATIVE LOCATIONS



## Fire Protection

The \$34.8 million Fire Protection program is funded with 2001 and 2006 General Obligation Bonds, development impact fees, grants, Neighborhood Protection - Fire, Public Safety Enhancement - Fire, Public Safety Expansion - Fire, other restricted and General funds. General Obligation bond funded projects total approximately \$16.7 million, of which \$13.9 million is being delayed indefinitely due to property tax revenue reductions.

General Obligation Bond funded projects that are delayed indefinitely include:

- New Station 55 near the borders of the Deer Valley and North Gateway villages along the I-17 corridor
- New Station 59 in Estrella Village
- New Station 74 in West Ahwatukee Foothills
- Station 62 in Southwest Phoenix – right-of-way improvements
- Training technology and driver education facility improvements

The Fire Protection program includes replacement of the Communications Aided Dispatch (CAD) system, construction of New Station 58 in Estrella Laveen, completion of the Dispatch and Emergency Operations and Emergency Management Center, installation of traffic signal preemption equipment and communication system enhancements.

2014-2019 CAPITAL IMPROVEMENT PROGRAM

**Fire Protection**  
Capital Improvement Program Summary

<b>Project Summary</b>	<b>2014-15</b>	<b>2015-16</b>	<b>2016-17</b>	<b>2017-18</b>	<b>2018-19</b>	<b>Total</b>
Communications, Command, and Control System	8,112,750	7,738,250	-	-	-	15,851,000
Fire Training	-	-	-	-	299,979	299,979
New Fire Station Development	958,118	-	-	-	14,817,877	15,775,995
Operations Center	1,674,055	-	-	-	-	1,674,055
Opticom System	1,000,000	-	-	-	-	1,000,000
Percent for Art	-	-	-	-	227,000	227,000
<b>Total</b>	<b>\$11,744,923</b>	<b>\$7,738,250</b>	<b>-</b>	<b>-</b>	<b>\$15,344,856</b>	<b>\$34,828,029</b>
<b>Source of Funds</b>						
<u>Operating Funds</u>						
General Funds	120,000	3,869,125	-	-	-	3,989,125
Neighborhood Protection - Fire	-	1,289,709	-	-	-	1,289,709
Operating Grants	86,000	-	-	-	-	86,000
Other Restricted Funds	7,738,250	-	-	-	-	7,738,250
Public Safety Enhancement - Fire	-	1,289,708	-	-	-	1,289,708
Public Safety Expansion - Fire	-	1,289,708	-	-	-	1,289,708
<b>Total Operating Funds</b>	<b>\$7,944,250</b>	<b>\$7,738,250</b>	<b>-</b>	<b>-</b>	<b>-</b>	<b>\$15,682,500</b>
<u>Bond Funds</u>						
2001 Bonds	73,055	-	-	-	1,000,979	1,074,034
2006 Bonds	2,769,500	-	-	-	12,905,324	15,674,824
<b>Total Bond Funds</b>	<b>\$2,842,555</b>	<b>-</b>	<b>-</b>	<b>-</b>	<b>\$13,906,303</b>	<b>\$16,748,858</b>
<u>Other Financing</u>						
Impact Fees	958,118	-	-	-	1,438,553	2,396,671
<b>Total Other Financing</b>	<b>\$958,118</b>	<b>-</b>	<b>-</b>	<b>-</b>	<b>\$1,438,553</b>	<b>\$2,396,671</b>
<b>Total Sources of Funds</b>	<b>\$11,744,923</b>	<b>\$7,738,250</b>	<b>-</b>	<b>-</b>	<b>\$15,344,856</b>	<b>\$34,828,029</b>

2014-2019 CAPITAL IMPROVEMENT PROGRAM

**Fire Protection**

<i>Project No.</i>	<i>Project Title</i>	<i>2014-15</i>	<i>2015-16</i>	<i>2016-17</i>	<i>2017-18</i>	<i>2018-19</i>	<i>Total</i>
<b>FD57140006</b>	<b>COMMUNICATIONS AIDED DISPATCH (CAD) REPLACEMENT</b>						
							<b>Function: Communications, Command, and Control System</b>
	Purchase new software and equipment for Computer Aided Dispatch (CAD) system for City of Phoenix and CAD partners.						<b>Strategic Plan: Public Safety</b>
							<b>District: Citywide</b>
Study		120,000	-	-	-	-	120,000
Equipment		7,738,250	7,738,250	-	-	-	15,476,500
<b>Project Total</b>		<b>\$7,858,250</b>	<b>\$7,738,250</b>	<b>-</b>	<b>-</b>	<b>-</b>	<b>\$15,596,500</b>
Public Safety Expansion - Fire		-	1,289,708	-	-	-	1,289,708
Public Safety Enhancement - Fire		-	1,289,708	-	-	-	1,289,708
Neighborhood Protection - Fire		-	1,289,709	-	-	-	1,289,709
General Fund		120,000	3,869,125	-	-	-	3,989,125
CAD System Maintenance-Other Cities		7,738,250	-	-	-	-	7,738,250
<b>Funding Total</b>		<b>\$7,858,250</b>	<b>\$7,738,250</b>	<b>-</b>	<b>-</b>	<b>-</b>	<b>\$15,596,500</b>
<b>FD57150005</b>	<b>FIRE COMMUNICATIONS SYSTEM ENHANCEMENT</b>						
							<b>Function: Communications, Command, and Control System</b>
	Study and pilot new technology and acquire equipment to upgrade the fire communications system.						<b>Strategic Plan: Public Safety</b>
							<b>District: Citywide</b>
Equipment		254,500	-	-	-	-	254,500
<b>Project Total</b>		<b>\$254,500</b>	<b>-</b>	<b>-</b>	<b>-</b>	<b>-</b>	<b>\$254,500</b>
2006 Police, Fire, and Homeland Security Bonds		254,500	-	-	-	-	254,500
<b>Funding Total</b>		<b>\$254,500</b>	<b>-</b>	<b>-</b>	<b>-</b>	<b>-</b>	<b>\$254,500</b>
<b>FD57120003</b>	<b>PUBLIC SAFETY DRIVER EDUCATION FACILITY</b>						
							<b>Function: Fire Training</b>
	Equip the Public Safety Driver Education Facility.						<b>Strategic Plan: Public Safety</b>
							<b>District: 7</b>
Equipment		-	-	-	-	98,686	98,686
<b>Project Total</b>		<b>-</b>	<b>-</b>	<b>-</b>	<b>-</b>	<b>\$98,686</b>	<b>\$98,686</b>
2001 Fire Facilities & Equipment Bonds		-	-	-	-	98,686	98,686
<b>Funding Total</b>		<b>-</b>	<b>-</b>	<b>-</b>	<b>-</b>	<b>\$98,686</b>	<b>\$98,686</b>
<b>FD57120005</b>	<b>FIREFIGHTER TRAINING TECHNOLOGY</b>						
							<b>Function: Fire Training</b>
	Acquire technology to improve firefighter training.						<b>Strategic Plan: Technology</b>
							<b>District: Citywide</b>
Equipment		-	-	-	-	201,293	201,293
<b>Project Total</b>		<b>-</b>	<b>-</b>	<b>-</b>	<b>-</b>	<b>\$201,293</b>	<b>\$201,293</b>
2001 Police, Fire & City Computer Bonds		-	-	-	-	201,293	201,293
<b>Funding Total</b>		<b>-</b>	<b>-</b>	<b>-</b>	<b>-</b>	<b>\$201,293</b>	<b>\$201,293</b>
<b>FD57100011</b>	<b>FIRE STATION 62 AT 99TH AVENUE AND LOWER BUCKEYE ROAD</b>						
							<b>Function: New Fire Station Development</b>
	Improve sidewalks and curbing for the future Fire Station 62 at 99th Avenue and Lower Buckeye Road.						<b>Strategic Plan: Public Safety</b>
							<b>District: 7</b>
Construction		-	-	-	-	598,000	598,000
<b>Project Total</b>		<b>-</b>	<b>-</b>	<b>-</b>	<b>-</b>	<b>\$598,000</b>	<b>\$598,000</b>
2001 Fire Facilities & Equipment Bonds		-	-	-	-	598,000	598,000
<b>Funding Total</b>		<b>-</b>	<b>-</b>	<b>-</b>	<b>-</b>	<b>\$598,000</b>	<b>\$598,000</b>


2014-2019 CAPITAL IMPROVEMENT PROGRAM

**Fire Protection**

<b>Project No.</b>	<b>Project Title</b>	<b>2014-15</b>	<b>2015-16</b>	<b>2016-17</b>	<b>2017-18</b>	<b>2018-19</b>	<b>Total</b>
<b>FD57100020</b>	<b>FIRE STATION 74 IN WEST AHWATUKEE FOOTHILLS</b>						
	Design, construct and equip Fire Station 74 in West Ahwatukee Foothills.						
	Estimated full-year ongoing operating costs: \$1,750,000						
	Equipment	-	-	-	-	694,000	694,000
	Design	-	-	-	-	1,083,060	1,083,060
	Construction	-	-	-	-	3,157,277	3,157,277
	<b>Project Total</b>	-	-	-	-	<b>\$4,934,337</b>	<b>\$4,934,337</b>
	Impact Fee - Fire, Ahwatukee	-	-	-	-	179,987	179,987
	2006 Police, Fire, and Homeland Security Bonds	-	-	-	-	4,754,350	4,754,350
	<b>Funding Total</b>	-	-	-	-	<b>\$4,934,337</b>	<b>\$4,934,337</b>
<b>FD57100021</b>	<b>FIRE STATION 55 ALONG I-17 FREEWAY</b>						
	Design, construct and equip Fire Station 55 along I-17 near the borders of Deer Valley and North Gateway villages.						
	Estimated full-year ongoing operating costs: \$1,750,000						
	Equipment	-	-	-	-	930,000	930,000
	Design	-	-	-	-	1,000,000	1,000,000
	Construction	-	-	-	-	6,701,841	6,701,841
	<b>Project Total</b>	-	-	-	-	<b>\$8,631,841</b>	<b>\$8,631,841</b>
	Impact Fee - Fire, Northern	-	-	-	-	756,983	756,983
	Impact Fee - Fire, Desert View	-	-	-	-	501,519	501,519
	2006 Police, Fire, and Homeland Security Bonds	-	-	-	-	7,373,339	7,373,339
	<b>Funding Total</b>	-	-	-	-	<b>\$8,631,841</b>	<b>\$8,631,841</b>
<b>FD57100022</b>	<b>FIRE STATION 59 IN ESTRELLA VILLAGE</b>						
	Construct Fire Station 59 in Estrella Village.						
	Construction	-	-	-	-	653,699	653,699
	<b>Project Total</b>	-	-	-	-	<b>\$653,699</b>	<b>\$653,699</b>
	Impact Fee - Fire, Southwest	-	-	-	-	64	64
	2006 Police, Fire, and Homeland Security Bonds	-	-	-	-	653,635	653,635
	<b>Funding Total</b>	-	-	-	-	<b>\$653,699</b>	<b>\$653,699</b>
<b>FD57100024</b>	<b>FIRE STATION 58 IN ESTRELLA LAVEEN</b>						
	Design, construct and equip Fire Station 58 in Estrella Laveen.						
	Construction	958,118	-	-	-	-	958,118
	<b>Project Total</b>	<b>\$958,118</b>	-	-	-	-	<b>\$958,118</b>
	Impact Fee - Fire, Estrella Laveen	958,118	-	-	-	-	958,118
	<b>Funding Total</b>	<b>\$958,118</b>	-	-	-	-	<b>\$958,118</b>

**Fire Protection**

<i>Project No.</i>	<i>Project Title</i>	<i>2014-15</i>	<i>2015-16</i>	<i>2016-17</i>	<i>2017-18</i>	<i>2018-19</i>	<i>Total</i>
<b>FD57140004</b>	<b>DISPATCH AND EMERGENCY OPERATIONS CENTER</b>						
	Construct the Dispatch and Emergency Operations Center.						
Equipment		1,515,000	-	-	-	-	1,515,000
Construction		73,055	-	-	-	-	73,055
<b>Project Total</b>		<b>\$1,588,055</b>	-	-	-	-	<b>\$1,588,055</b>
2006 Police, Fire, and Homeland Security Bonds		1,515,000	-	-	-	-	1,515,000
2001 Fire Facilities & Equipment Bonds		73,055	-	-	-	-	73,055
<b>Funding Total</b>		<b>\$1,588,055</b>	-	-	-	-	<b>\$1,588,055</b>
<b>FD59000001</b>	<b>EMERGENCY MANAGEMENT OPERATION CENTER</b>						
	Complete construction of the communications building and acquire the necessary communications equipment to coordinate response and recovery actions.						
Construction		86,000	-	-	-	-	86,000
<b>Project Total</b>		<b>\$86,000</b>	-	-	-	-	<b>\$86,000</b>
Emergency Management Operating Grants		86,000	-	-	-	-	86,000
<b>Funding Total</b>		<b>\$86,000</b>	-	-	-	-	<b>\$86,000</b>
<b>FD57160004</b>	<b>TRAFFIC PREEMPTION</b>						
	Install traffic signal preemption equipment to facilitate rapid emergency vehicle response.						
Equipment		1,000,000	-	-	-	-	1,000,000
<b>Project Total</b>		<b>\$1,000,000</b>	-	-	-	-	<b>\$1,000,000</b>
2006 Technology Bonds		1,000,000	-	-	-	-	1,000,000
<b>Funding Total</b>		<b>\$1,000,000</b>	-	-	-	-	<b>\$1,000,000</b>
<b>AR57000007</b>	<b>FIRE STATION 55 PERCENT FOR ART</b>						
	Develop enhancements for public areas of the fire station.						
Construction		-	-	-	-	107,000	107,000
<b>Project Total</b>		-	-	-	-	<b>\$107,000</b>	<b>\$107,000</b>
2006 Police, Fire, and Homeland Security Bonds		-	-	-	-	107,000	107,000
<b>Funding Total</b>		-	-	-	-	<b>\$107,000</b>	<b>\$107,000</b>
<b>AR57000009</b>	<b>FIRE STATION 74 PERCENT FOR ART</b>						
	Develop enhancements for public areas of the fire station.						
Construction		-	-	-	-	120,000	120,000
<b>Project Total</b>		-	-	-	-	<b>\$120,000</b>	<b>\$120,000</b>
2006 Police, Fire, and Homeland Security Bonds		-	-	-	-	17,000	17,000
2001 Fire Facilities & Equipment Bonds		-	-	-	-	103,000	103,000
<b>Funding Total</b>		-	-	-	-	<b>\$120,000</b>	<b>\$120,000</b>



### **Historic Preservation**

The Historic Preservation program totals \$2.9 million and is funded with 2001 and 2006 General Obligation Bond funds, of which \$1.5 million is being delayed indefinitely due to property tax revenue reductions.

General Obligation funded projects that are delayed indefinitely include rehabilitation of historic buildings at South Mountain Park and the Matthew Henson HOPE VI project.

The Historic Preservation program includes various projects to provide matching grants to property owners to acquire and rehabilitate threatened historic buildings and to low- to moderate-income property owners to rehabilitate historic homes. The program also includes completing rehabilitation of a historic city-owned house adjacent to Margaret T. Hance Park for offices and public use.

2014-2019 CAPITAL IMPROVEMENT PROGRAM

**Historic Preservation**  
Capital Improvement Program Summary

<b>Project Summary</b>	<b>2014-15</b>	<b>2015-16</b>	<b>2016-17</b>	<b>2017-18</b>	<b>2018-19</b>	<b>Total</b>
City Facilities	-	-	-	-	589,000	589,000
Demonstration Projects	144,184	-	-	-	-	144,184
Exterior Rehab	145,502	97,548	-	-	-	243,050
Exterior Rehabilitation Assistance Program	584,418	-	-	-	-	584,418
Parks Historic Preservation	25,602	-	-	-	831,600	857,202
Threatened Buildings Citywide	498,325	-	-	-	-	498,325
Percent for Art	8,311	-	-	-	32,154	40,465
<b>Total</b>	<b>\$1,406,342</b>	<b>\$97,548</b>	<b>-</b>	<b>-</b>	<b>\$1,452,754</b>	<b>\$2,956,644</b>
<b>Source of Funds</b>						
<u>Bond Funds</u>						
2001 Bonds	121,750	-	-	-	589,000	710,750
2006 Bonds	1,284,592	97,548	-	-	863,754	2,245,894
<b>Total Bond Funds</b>	<b>\$1,406,342</b>	<b>\$97,548</b>	<b>-</b>	<b>-</b>	<b>\$1,452,754</b>	<b>\$2,956,644</b>
<b>Total Sources of Funds</b>	<b>\$1,406,342</b>	<b>\$97,548</b>	<b>-</b>	<b>-</b>	<b>\$1,452,754</b>	<b>\$2,956,644</b>

## Historic Preservation

<b>Project No.</b>	<b>Project Title</b>	<b>2014-15</b>	<b>2015-16</b>	<b>2016-17</b>	<b>2017-18</b>	<b>2018-19</b>	<b>Total</b>
<b>HP3000004</b>	<b>SOUTH MOUNTAIN COMPLEX</b>						
	Rehabilitate historic buildings at South Mountain Park entrance.						
							<b>Function: City Facilities</b>
							<b>Strategic Plan: Neighborhoods and Livability</b>
							<b>District: 8</b>
	Design	-	-	-	-	89,000	89,000
	Construction	-	-	-	-	500,000	500,000
	<b>Project Total</b>	<b>-</b>	<b>-</b>	<b>-</b>	<b>-</b>	<b>\$589,000</b>	<b>\$589,000</b>
	2001 Heritage Preservation Bonds	-	-	-	-	589,000	589,000
	<b>Funding Total</b>	<b>-</b>	<b>-</b>	<b>-</b>	<b>-</b>	<b>\$589,000</b>	<b>\$589,000</b>
<b>HP7000001</b>	<b>DEMONSTRATION PROJECTS</b>						
	Provide matching grants for commercial and institutional property owners to rehabilitate historic properties.						
							<b>Function: Demonstration Projects</b>
							<b>Strategic Plan: Neighborhoods and Livability</b>
							<b>District: Citywide</b>
	Construction	144,184	-	-	-	-	144,184
	<b>Project Total</b>	<b>\$144,184</b>	<b>-</b>	<b>-</b>	<b>-</b>	<b>-</b>	<b>\$144,184</b>
	2006 Affordable Housing & Neighborhood Revitalization Bonds	68,817	-	-	-	-	68,817
	2001 Heritage Preservation Bonds	75,367	-	-	-	-	75,367
	<b>Funding Total</b>	<b>\$144,184</b>	<b>-</b>	<b>-</b>	<b>-</b>	<b>-</b>	<b>\$144,184</b>
<b>HP2000004</b>	<b>LOW INCOME PROPERTY REHABILITATION</b>						
	Provide matching grants for low to moderate-income property owners to rehabilitate historic homes.						
							<b>Function: Exterior Rehab</b>
							<b>Strategic Plan: Neighborhoods and Livability</b>
							<b>District: Citywide</b>
	Construction	35,317	-	-	-	-	35,317
	<b>Project Total</b>	<b>\$35,317</b>	<b>-</b>	<b>-</b>	<b>-</b>	<b>-</b>	<b>\$35,317</b>
	2006 Affordable Housing & Neighborhood Revitalization Bonds	35,317	-	-	-	-	35,317
	<b>Funding Total</b>	<b>\$35,317</b>	<b>-</b>	<b>-</b>	<b>-</b>	<b>-</b>	<b>\$35,317</b>
<b>HP2000011</b>	<b>EXTERIOR REHABILITATION GRANT</b>						
	Provide grants for exterior rehabilitation.						
							<b>Function: Exterior Rehab</b>
							<b>Strategic Plan: Neighborhoods and Livability</b>
							<b>District: Citywide</b>
	Construction	110,185	97,548	-	-	-	207,733
	<b>Project Total</b>	<b>\$110,185</b>	<b>\$97,548</b>	<b>-</b>	<b>-</b>	<b>-</b>	<b>\$207,733</b>
	2006 Affordable Housing & Neighborhood Revitalization Bonds	110,185	97,548	-	-	-	207,733
	<b>Funding Total</b>	<b>\$110,185</b>	<b>\$97,548</b>	<b>-</b>	<b>-</b>	<b>-</b>	<b>\$207,733</b>
<b>HP9000001</b>	<b>EXTERIOR PROPERTY REHABILITATION</b>						
	Provide matching grants to private property owners for exterior rehabilitation work on historic residences.						
							<b>Function: Exterior Rehabilitation Assistance Program</b>
							<b>Strategic Plan: Neighborhoods and Livability</b>
							<b>District: Citywide</b>
	Construction	584,418	-	-	-	-	584,418
	<b>Project Total</b>	<b>\$584,418</b>	<b>-</b>	<b>-</b>	<b>-</b>	<b>-</b>	<b>\$584,418</b>
	2006 Affordable Housing & Neighborhood Revitalization Bonds	538,035	-	-	-	-	538,035
	2001 Neighborhood Historic Preservation	46,383	-	-	-	-	46,383
	<b>Funding Total</b>	<b>\$584,418</b>	<b>-</b>	<b>-</b>	<b>-</b>	<b>-</b>	<b>\$584,418</b>

2014-2019 CAPITAL IMPROVEMENT PROGRAM

**Historic Preservation**

<i>Project No.</i>	<i>Project Title</i>	<i>2014-15</i>	<i>2015-16</i>	<i>2016-17</i>	<i>2017-18</i>	<i>2018-19</i>	<i>Total</i>
<b>HP13000001</b>	<b>MATTHEW HENSON HOUSING DEVELOPMENT</b>						
Rehabilitate historic buildings at HOPE VI project for parks and youth activities.							
				<b>Function: Parks Historic Preservation</b>			
				<b>Strategic Plan: Neighborhoods and Livability</b>			
				<b>District: 8</b>			
<hr/>							
Construction		-	-	-	-	831,600	831,600
<b>Project Total</b>		<b>-</b>	<b>-</b>	<b>-</b>	<b>-</b>	<b>\$831,600</b>	<b>\$831,600</b>
2006 Parks and Open Spaces Bonds		-	-	-	-	831,600	831,600
<b>Funding Total</b>		<b>-</b>	<b>-</b>	<b>-</b>	<b>-</b>	<b>\$831,600</b>	<b>\$831,600</b>
<hr/>							
<b>HP15000001</b>	<b>ELLIS SHACKELFORD REHABILITATION</b>						
Complete rehabilitation of historic city-owned house adjacent to Margaret T. Hance park for offices and public uses.							
				<b>Function: Parks Historic Preservation</b>			
				<b>Strategic Plan: Neighborhoods and Livability</b>			
				<b>District: 7</b>			
<hr/>							
Construction		25,602	-	-	-	-	25,602
<b>Project Total</b>		<b>\$25,602</b>	<b>-</b>	<b>-</b>	<b>-</b>	<b>-</b>	<b>\$25,602</b>
2006 Affordable Housing & Neighborhood Revitalization Bonds		25,602	-	-	-	-	25,602
<b>Funding Total</b>		<b>\$25,602</b>	<b>-</b>	<b>-</b>	<b>-</b>	<b>-</b>	<b>\$25,602</b>
<hr/>							
<b>HP80000001</b>	<b>THREATENED BUILDINGS REHABILITATION</b>						
Provide matching grants to property owners to acquire and rehabilitate threatened historic buildings.							
				<b>Function: Threatened Buildings Citywide</b>			
				<b>Strategic Plan: Neighborhoods and Livability</b>			
				<b>District: Citywide</b>			
<hr/>							
Construction		498,325	-	-	-	-	498,325
<b>Project Total</b>		<b>\$498,325</b>	<b>-</b>	<b>-</b>	<b>-</b>	<b>-</b>	<b>\$498,325</b>
2006 Affordable Housing & Neighborhood Revitalization Bonds		498,325	-	-	-	-	498,325
<b>Funding Total</b>		<b>\$498,325</b>	<b>-</b>	<b>-</b>	<b>-</b>	<b>-</b>	<b>\$498,325</b>
<hr/>							
<b>AR46000002</b>	<b>HISTORIC PRESERVATION PERCENT FOR ART</b>						
Commission artwork for the Historic Preservation Department.							
				<b>Function: Percent for Art</b>			
				<b>Strategic Plan: Neighborhoods and Livability</b>			
				<b>District: Citywide</b>			
<hr/>							
Construction		-	-	-	-	32,154	32,154
<b>Project Total</b>		<b>-</b>	<b>-</b>	<b>-</b>	<b>-</b>	<b>\$32,154</b>	<b>\$32,154</b>
2006 Parks and Open Spaces Bonds		-	-	-	-	22,882	22,882
2006 Education Bonds		-	-	-	-	4,000	4,000
2006 Affordable Housing & Neighborhood Revitalization Bonds		-	-	-	-	5,272	5,272
<b>Funding Total</b>		<b>-</b>	<b>-</b>	<b>-</b>	<b>-</b>	<b>\$32,154</b>	<b>\$32,154</b>
<hr/>							
<b>AR46000003</b>	<b>HISTORIC PHOENIX LANDMARKS II PERCENT FOR ART</b>						
Develop artwork about historic Phoenix landmarks.							
				<b>Function: Percent for Art</b>			
				<b>Strategic Plan: Neighborhoods and Livability</b>			
				<b>District: Citywide</b>			
<hr/>							
Equipment		8,311	-	-	-	-	8,311
<b>Project Total</b>		<b>\$8,311</b>	<b>-</b>	<b>-</b>	<b>-</b>	<b>-</b>	<b>\$8,311</b>
2006 Education Bonds		2,121	-	-	-	-	2,121
2006 Affordable Housing & Neighborhood Revitalization Bonds		6,190	-	-	-	-	6,190
<b>Funding Total</b>		<b>\$8,311</b>	<b>-</b>	<b>-</b>	<b>-</b>	<b>-</b>	<b>\$8,311</b>



**City of Phoenix**

# HOUSING

## HOUSING

### AFFORDABLE HOUSING

-  Ambassador West
-  Camelback Properties
-  Cypress Manor
-  Deck Park Vista
-  Desert Meadows
-  Foothills on the Preserve
-  La Cascada I
-  La Cascada II
-  Paradise Greens
-  Red Mountain Springs
-  Sand Dollar
-  Yale Court
-  Windrose Village
-  Paradise Village
-  Sahuaro West
-  Foothills Court
-  Reflections on Portland
-  Park Lee
-  The Summit
-  Pine Crest




### SENIOR HOUSING

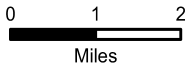
-  Fillmore Gardens
-  Maryvale Parkway Terrace
-  McCarty on Monroe
-  Pine Towers
-  Sunnyslope Manor
-  Washington Manor

### CONVENTIONAL HOUSING

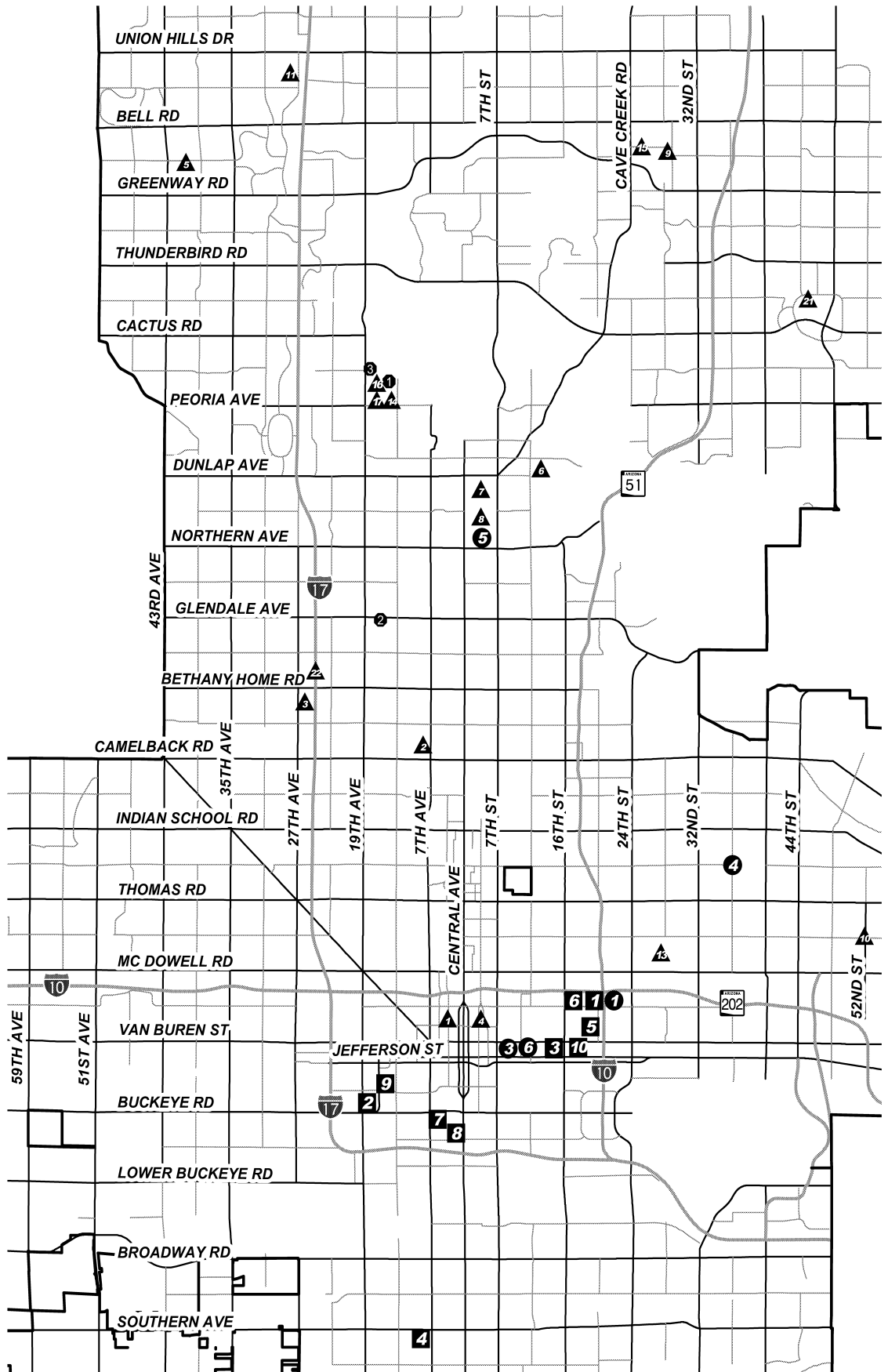
-  A.L. Krohn Homes
-  The Symphony
-  A.L. Krohn Homes
-  Foothills Village
-  Frank Luke Homes
-  Aeroterra
-  Marcos de Niza
-  Marcos de Niza Addn
-  Henson Village
-  Sidney P. Osborn Homes

### PRIDE

-  Ladera del Norte
-  Sante Fe Springs
-  Whispering Willows



June 2013



## **Housing**

The Housing program totals \$64.8 million and is funded with 2006 General Obligation Bonds, nonprofit corporation bonds, other restricted and grant funds. General Obligation Bond funded UMOM New Day Center project totals \$1.2 million and is delayed indefinitely due to property tax revenue reductions.

The Housing program provides for the purchase and modernization of housing units for low-income families. Grant-funded modernization projects are planned based on the availability of funds.

Apartment projects include senior complexes Fillmore Gardens, Sunnyslope Manor, Maryvale Terrace, Washington Manor and Pine Tower. Family complexes include Foothills Village, Village Inn and various others.

The Housing program also administers the Frank Luke Addition, Victory Place Acquisition Assistance, Affordable Housing Development, HOME Community Housing Development Organization, HOME Multifamily and Special Project Loan Program and provides for single family public housing units.

2014-2019 CAPITAL IMPROVEMENT PROGRAM

**Housing**  
Capital Improvement Program Summary

<b>Project Summary</b>	<b>2014-15</b>	<b>2015-16</b>	<b>2016-17</b>	<b>2017-18</b>	<b>2018-19</b>	<b>Total</b>
Affordable Housing Development	324,406	-	300,000	300,000	300,000	1,224,406
Affordable Housing Remodeling	6,376,901	2,572,000	2,572,000	2,572,000	2,572,000	16,664,901
HOME CHDO	531,528	265,764	265,764	265,764	265,764	1,594,584
HOME Multifamily	4,641,182	1,512,262	1,512,262	1,512,262	1,512,262	10,690,230
HOME Special Project	6,744,259	1,160,449	1,160,449	1,160,449	2,381,449	12,607,055
HOPE VI	10,673,175	700,000	668,853	-	-	12,042,028
Multifamily Acquisition	121,113	-	-	-	-	121,113
Rental Housing Development	4,700,000	300,000	-	-	-	5,000,000
Senior Housing Modernization	1,700,000	600,000	600,000	600,000	600,000	4,100,000
Special Needs	745,500	-	-	-	-	745,500
Percent for Art	14,414	-	-	-	-	14,414
<b>Total</b>	<b>\$36,572,478</b>	<b>\$7,110,475</b>	<b>\$7,079,328</b>	<b>\$6,410,475</b>	<b>\$7,631,475</b>	<b>\$64,804,231</b>
<b>Source of Funds</b>						
<u>Operating Funds</u>						
Operating Grants	15,880,641	4,238,475	4,207,328	3,538,475	3,538,475	31,403,394
Other Restricted Funds	1,418,977	300,000	300,000	300,000	300,000	2,618,977
<b>Total Operating Funds</b>	<b>\$17,299,618</b>	<b>\$4,538,475</b>	<b>\$4,507,328</b>	<b>\$3,838,475</b>	<b>\$3,838,475</b>	<b>\$34,022,371</b>
<u>Bond Funds</u>						
2006 Bonds	1,950	-	-	-	1,221,000	1,222,950
Nonprofit Corporation Bonds - Water	12,464	-	-	-	-	12,464
<b>Total Bond Funds</b>	<b>\$14,414</b>	<b>-</b>	<b>-</b>	<b>-</b>	<b>\$1,221,000</b>	<b>\$1,235,414</b>
<u>Other Financing</u>						
Capital Grants	19,258,446	2,572,000	2,572,000	2,572,000	2,572,000	29,546,446
<b>Total Other Financing</b>	<b>\$19,258,446</b>	<b>\$2,572,000</b>	<b>\$2,572,000</b>	<b>\$2,572,000</b>	<b>\$2,572,000</b>	<b>\$29,546,446</b>
<b>Total Sources of Funds</b>	<b>\$36,572,478</b>	<b>\$7,110,475</b>	<b>\$7,079,328</b>	<b>\$6,410,475</b>	<b>\$7,631,475</b>	<b>\$64,804,231</b>

2014-2019 CAPITAL IMPROVEMENT PROGRAM

**Housing**

<i>Project No.</i>	<i>Project Title</i>	<i>2014-15</i>	<i>2015-16</i>	<i>2016-17</i>	<i>2017-18</i>	<i>2018-19</i>	<i>Total</i>
<b>AH20610001</b>	<b>AFFORDABLE HOUSING DEVELOPMENT</b>						
Construct affordable housing properties citywide.							
		<b>Function: Affordable Housing Development</b>					
		<b>Strategic Plan: Neighborhoods and Livability</b>					
		<b>District: Citywide</b>					
Construction		324,406	-	300,000	300,000	300,000	1,224,406
<b>Project Total</b>		<b>\$324,406</b>	<b>-</b>	<b>\$300,000</b>	<b>\$300,000</b>	<b>\$300,000</b>	<b>\$1,224,406</b>
Affordable Housing Administration		324,406	-	300,000	300,000	300,000	1,224,406
<b>Funding Total</b>		<b>\$324,406</b>	<b>-</b>	<b>\$300,000</b>	<b>\$300,000</b>	<b>\$300,000</b>	<b>\$1,224,406</b>
<b>AH10150001</b>	<b>REPAIR AND RENOVATE FOOTHILLS VILLAGE FAMILY APARTMENTS</b>						
Modernize Foothills Village Family Apartments located at 920 West Alta Vista.							
		<b>Function: Affordable Housing Remodeling</b>					
		<b>Strategic Plan: Neighborhoods and Livability</b>					
		<b>District: 7</b>					
Construction		818,012	500,000	500,000	500,000	500,000	2,818,012
<b>Project Total</b>		<b>\$818,012</b>	<b>\$500,000</b>	<b>\$500,000</b>	<b>\$500,000</b>	<b>\$500,000</b>	<b>\$2,818,012</b>
Capital Grants - Public Housing		426,812	500,000	500,000	500,000	500,000	2,426,812
Capital Fund Program 2013		391,200	-	-	-	-	391,200
<b>Funding Total</b>		<b>\$818,012</b>	<b>\$500,000</b>	<b>\$500,000</b>	<b>\$500,000</b>	<b>\$500,000</b>	<b>\$2,818,012</b>
<b>AH10150002</b>	<b>REPAIR AND RENOVATE MARYVALE TERRACE SENIOR APARTMENTS</b>						
Modernize Maryvale Terrace Senior Apartments located at 4545 North Maryvale Parkway.							
		<b>Function: Affordable Housing Remodeling</b>					
		<b>Strategic Plan: Neighborhoods and Livability</b>					
		<b>District: 5</b>					
Construction		156,640	100,000	100,000	100,000	100,000	556,640
<b>Project Total</b>		<b>\$156,640</b>	<b>\$100,000</b>	<b>\$100,000</b>	<b>\$100,000</b>	<b>\$100,000</b>	<b>\$556,640</b>
Capital Grants - Public Housing		56,640	100,000	100,000	100,000	100,000	456,640
Capital Fund Program 2013		100,000	-	-	-	-	100,000
<b>Funding Total</b>		<b>\$156,640</b>	<b>\$100,000</b>	<b>\$100,000</b>	<b>\$100,000</b>	<b>\$100,000</b>	<b>\$556,640</b>
<b>AH10150003</b>	<b>REPAIR AND RENOVATE SINGLE FAMILY PUBLIC HOUSING UNITS</b>						
Modernize public housing units citywide.							
		<b>Function: Affordable Housing Remodeling</b>					
		<b>Strategic Plan: Neighborhoods and Livability</b>					
		<b>District: Citywide</b>					
Construction		369,290	200,000	200,000	200,000	200,000	1,169,290
<b>Project Total</b>		<b>\$369,290</b>	<b>\$200,000</b>	<b>\$200,000</b>	<b>\$200,000</b>	<b>\$200,000</b>	<b>\$1,169,290</b>
Capital Grants - Public Housing		169,290	200,000	200,000	200,000	200,000	969,290
Capital Fund Program 2013		200,000	-	-	-	-	200,000
<b>Funding Total</b>		<b>\$369,290</b>	<b>\$200,000</b>	<b>\$200,000</b>	<b>\$200,000</b>	<b>\$200,000</b>	<b>\$1,169,290</b>
<b>AH10150004</b>	<b>REPAIR AND RENOVATE FAMILY APARTMENTS</b>						
Modernize public housing units.							
		<b>Function: Affordable Housing Remodeling</b>					
		<b>Strategic Plan: Neighborhoods and Livability</b>					
		<b>District: 8</b>					
Construction		1,431,143	500,000	500,000	500,000	500,000	3,431,143
<b>Project Total</b>		<b>\$1,431,143</b>	<b>\$500,000</b>	<b>\$500,000</b>	<b>\$500,000</b>	<b>\$500,000</b>	<b>\$3,431,143</b>
Capital Grants - Public Housing		931,143	500,000	500,000	500,000	500,000	2,931,143
Capital Fund Program 2013		500,000	-	-	-	-	500,000
<b>Funding Total</b>		<b>\$1,431,143</b>	<b>\$500,000</b>	<b>\$500,000</b>	<b>\$500,000</b>	<b>\$500,000</b>	<b>\$3,431,143</b>

2014-2019 CAPITAL IMPROVEMENT PROGRAM

**Housing**

<i>Project No.</i>	<i>Project Title</i>	<i>2014-15</i>	<i>2015-16</i>	<i>2016-17</i>	<i>2017-18</i>	<i>2018-19</i>	<i>Total</i>
<b>AH10150005</b>	<b>REPAIR AND RENOVATE WASHINGTON MANOR SENIOR APARTMENTS</b>						
	Modernize Washington Manor Senior Apartments located at 1123 East Monroe Street.						
							<b>District: 8</b>
	Construction	205,414	140,000	140,000	140,000	140,000	765,414
	<b>Project Total</b>	<b>\$205,414</b>	<b>\$140,000</b>	<b>\$140,000</b>	<b>\$140,000</b>	<b>\$140,000</b>	<b>\$765,414</b>
	Capital Grants - Public Housing	65,414	140,000	140,000	140,000	140,000	625,414
	Capital Fund Program 2013	140,000	-	-	-	-	140,000
	<b>Funding Total</b>	<b>\$205,414</b>	<b>\$140,000</b>	<b>\$140,000</b>	<b>\$140,000</b>	<b>\$140,000</b>	<b>\$765,414</b>
<b>AH10150006</b>	<b>REPAIR AND RENOVATE PINE TOWER SENIOR APARTMENTS</b>						
	Modernize Pine Tower Senior Apartments located at 2936 North 36th Street.						
							<b>District: 8</b>
	Construction	282,911	150,000	150,000	150,000	150,000	882,911
	<b>Project Total</b>	<b>\$282,911</b>	<b>\$150,000</b>	<b>\$150,000</b>	<b>\$150,000</b>	<b>\$150,000</b>	<b>\$882,911</b>
	Capital Grants - Public Housing	132,911	150,000	150,000	150,000	150,000	732,911
	Capital Fund Program 2013	150,000	-	-	-	-	150,000
	<b>Funding Total</b>	<b>\$282,911</b>	<b>\$150,000</b>	<b>\$150,000</b>	<b>\$150,000</b>	<b>\$150,000</b>	<b>\$882,911</b>
<b>AH10150007</b>	<b>CAPITAL FUND PROGRAM LABOR COSTS</b>						
	Provide for citywide labor costs associated with grant funds.						
							<b>District: Citywide</b>
	Other	2,354,008	468,000	468,000	468,000	468,000	4,226,008
	<b>Project Total</b>	<b>\$2,354,008</b>	<b>\$468,000</b>	<b>\$468,000</b>	<b>\$468,000</b>	<b>\$468,000</b>	<b>\$4,226,008</b>
	Capital Grants - Public Housing	1,886,008	468,000	468,000	468,000	468,000	3,758,008
	Capital Fund Program 2013	468,000	-	-	-	-	468,000
	<b>Funding Total</b>	<b>\$2,354,008</b>	<b>\$468,000</b>	<b>\$468,000</b>	<b>\$468,000</b>	<b>\$468,000</b>	<b>\$4,226,008</b>
<b>AH10150008</b>	<b>CAPITAL FUND PROGRAM ADMINISTRATION 1</b>						
	Provide for citywide administration costs associated with grant funds.						
							<b>District: Citywide</b>
	Other	234,000	234,000	234,000	234,000	234,000	1,170,000
	<b>Project Total</b>	<b>\$234,000</b>	<b>\$234,000</b>	<b>\$234,000</b>	<b>\$234,000</b>	<b>\$234,000</b>	<b>\$1,170,000</b>
	Capital Grants - Public Housing	-	234,000	234,000	234,000	234,000	936,000
	Capital Fund Program 2013	234,000	-	-	-	-	234,000
	<b>Funding Total</b>	<b>\$234,000</b>	<b>\$234,000</b>	<b>\$234,000</b>	<b>\$234,000</b>	<b>\$234,000</b>	<b>\$1,170,000</b>
<b>AH10150010</b>	<b>CAPITAL FUND PROGRAM ENGINEERING AND ARCHITECTURAL FEES</b>						
	Provide for citywide engineering and architectural fees associated with grant funds.						
							<b>District: Citywide</b>
	Other	320,000	160,000	160,000	160,000	160,000	960,000
	<b>Project Total</b>	<b>\$320,000</b>	<b>\$160,000</b>	<b>\$160,000</b>	<b>\$160,000</b>	<b>\$160,000</b>	<b>\$960,000</b>
	Capital Grants - Public Housing	160,000	160,000	160,000	160,000	160,000	800,000
	Capital Fund Program 2013	160,000	-	-	-	-	160,000
	<b>Funding Total</b>	<b>\$320,000</b>	<b>\$160,000</b>	<b>\$160,000</b>	<b>\$160,000</b>	<b>\$160,000</b>	<b>\$960,000</b>

2014-2019 CAPITAL IMPROVEMENT PROGRAM

**Housing**

Project No.	Project Title	2014-15	2015-16	2016-17	2017-18	2018-19	Total
<b>AH10150011</b>	<b>CAPITAL FUND PROGRAM MANAGEMENT IMPROVEMENTS</b>						
					Function: Affordable Housing Remodeling		
	Provide job training for public housing residents using Capital Fund Program grant funds.						Strategic Plan: Neighborhoods and Livability
							District: Citywide
Other		205,483	120,000	120,000	120,000	120,000	685,483
	<b>Project Total</b>	<b>\$205,483</b>	<b>\$120,000</b>	<b>\$120,000</b>	<b>\$120,000</b>	<b>\$120,000</b>	<b>\$685,483</b>
Capital Grants - Public Housing		205,483	120,000	120,000	120,000	120,000	685,483
	<b>Funding Total</b>	<b>\$205,483</b>	<b>\$120,000</b>	<b>\$120,000</b>	<b>\$120,000</b>	<b>\$120,000</b>	<b>\$685,483</b>
<b>AH30300000</b>	<b>HOME COMMUNITY HOUSING DEVELOPMENT ORGANIZATION (CHDO)</b>						
							Function: HOME CHDO
	Provide HOME grant funds to nonprofit organizations for acquisition and construction costs for affordable housing properties.						Strategic Plan: Neighborhoods and Livability
							District: Citywide
Construction		531,528	265,764	265,764	265,764	265,764	1,594,584
	<b>Project Total</b>	<b>\$531,528</b>	<b>\$265,764</b>	<b>\$265,764</b>	<b>\$265,764</b>	<b>\$265,764</b>	<b>\$1,594,584</b>
Operating Grants - HOME		531,528	265,764	265,764	265,764	265,764	1,594,584
	<b>Funding Total</b>	<b>\$531,528</b>	<b>\$265,764</b>	<b>\$265,764</b>	<b>\$265,764</b>	<b>\$265,764</b>	<b>\$1,594,584</b>
<b>AH30100000</b>	<b>HOME MULTIFAMILY LOAN PROGRAM</b>						
							Function: HOME Multifamily
	Provide HOME grant funds to nonprofit organizations for construction costs of affordable housing properties.						Strategic Plan: Neighborhoods and Livability
							District: Citywide
Construction		4,441,182	1,512,262	1,512,262	1,512,262	1,512,262	10,490,230
	<b>Project Total</b>	<b>\$4,441,182</b>	<b>\$1,512,262</b>	<b>\$1,512,262</b>	<b>\$1,512,262</b>	<b>\$1,512,262</b>	<b>\$10,490,230</b>
Operating Grants - HOME		4,441,182	1,512,262	1,512,262	1,512,262	1,512,262	10,490,230
	<b>Funding Total</b>	<b>\$4,441,182</b>	<b>\$1,512,262</b>	<b>\$1,512,262</b>	<b>\$1,512,262</b>	<b>\$1,512,262</b>	<b>\$10,490,230</b>
<b>AH30100004</b>	<b>MADISON GARDENS SENIOR APARTMENTS</b>						
							Function: HOME Multifamily
	Provide HOME grant funds to Madison Gardens/Phoenix LP for the renovation of Madison Gardens Apartments located at 808 East Missouri Avenue.						Strategic Plan: Neighborhoods and Livability
							District: 6
Construction		200,000	-	-	-	-	200,000
	<b>Project Total</b>	<b>\$200,000</b>	<b>-</b>	<b>-</b>	<b>-</b>	<b>-</b>	<b>\$200,000</b>
Operating Grants - HOME		200,000	-	-	-	-	200,000
	<b>Funding Total</b>	<b>\$200,000</b>	<b>-</b>	<b>-</b>	<b>-</b>	<b>-</b>	<b>\$200,000</b>
<b>AH20640001</b>	<b>UNITED METHODIST OUTREACH MINISTRIES (UMOM) NEW DAY CENTER</b>						
							Function: HOME Special Project
	Construct new transitional housing units at the United Methodist Outreach Ministries - New Day Center located at 3333 East Van Buren.						Strategic Plan: Neighborhoods and Livability
							District: 8
Construction		-	-	-	-	1,221,000	1,221,000
	<b>Project Total</b>	<b>-</b>	<b>-</b>	<b>-</b>	<b>-</b>	<b>\$1,221,000</b>	<b>\$1,221,000</b>
2006 Affordable Housing & Neighborhood Revitalization Bonds		-	-	-	-	1,221,000	1,221,000
	<b>Funding Total</b>	<b>-</b>	<b>-</b>	<b>-</b>	<b>-</b>	<b>\$1,221,000</b>	<b>\$1,221,000</b>

2014-2019 CAPITAL IMPROVEMENT PROGRAM

**Housing**

Project No.	Project Title	2014-15	2015-16	2016-17	2017-18	2018-19	Total
<b>AH30200000</b>	<b>HOME SPECIAL PROJECT LOAN PROGRAM</b>						
Provide HOME grant funds to nonprofit organizations for construction costs related to serving special needs populations.							
							Function: HOME Special Project
							Strategic Plan: Neighborhoods and Livability
							District: Citywide
Construction		739,651	510,449	510,449	510,449	510,449	2,781,447
<b>Project Total</b>		<b>\$739,651</b>	<b>\$510,449</b>	<b>\$510,449</b>	<b>\$510,449</b>	<b>\$510,449</b>	<b>\$2,781,447</b>
Operating Grants - HOME		739,651	510,449	510,449	510,449	510,449	2,781,447
<b>Funding Total</b>		<b>\$739,651</b>	<b>\$510,449</b>	<b>\$510,449</b>	<b>\$510,449</b>	<b>\$510,449</b>	<b>\$2,781,447</b>
<b>AH30200004</b>	<b>SANTA FE SPRINGS (PRIDE)</b>						
Provide for construction costs of multifamily affordable housing units located at 1717 West Glendale Avenue.							
							Function: HOME Special Project
							Strategic Plan: Neighborhoods and Livability
							District: 5
Construction		627,449	-	-	-	-	627,449
<b>Project Total</b>		<b>\$627,449</b>	-	-	-	-	<b>\$627,449</b>
Operating Grants - HOME		195,608	-	-	-	-	195,608
Neighborhood Stabilization Program		5,665	-	-	-	-	5,665
ARRA 2009 Neighborhd Stabilization Pgm 2		426,176	-	-	-	-	426,176
<b>Funding Total</b>		<b>\$627,449</b>	-	-	-	-	<b>\$627,449</b>
<b>AH30200009</b>	<b>VALLEYLIFE GROUP HOMES</b>						
Renovate and rehabilitate four group homes to improve accessibility throughout the home.							
							Function: HOME Special Project
							Strategic Plan: Neighborhoods and Livability
							District: 1 & 3
Construction		200,000	-	-	-	-	200,000
<b>Project Total</b>		<b>\$200,000</b>	-	-	-	-	<b>\$200,000</b>
Operating Grants - HOME		200,000	-	-	-	-	200,000
<b>Funding Total</b>		<b>\$200,000</b>	-	-	-	-	<b>\$200,000</b>
<b>AH30200010</b>	<b>VICTORY PLACE - PHASE IV</b>						
Assist with the acquisition and development costs for 96 units at Victory Place located at 828 East Jones Avenue.							
							Function: HOME Special Project
							Strategic Plan: Neighborhoods and Livability
							District: 8
Construction		2,000,000	-	-	-	-	2,000,000
<b>Project Total</b>		<b>\$2,000,000</b>	-	-	-	-	<b>\$2,000,000</b>
Operating Grants - HOME		2,000,000	-	-	-	-	2,000,000
<b>Funding Total</b>		<b>\$2,000,000</b>	-	-	-	-	<b>\$2,000,000</b>
<b>AH30300004</b>	<b>TRAVEL INN APARTMENTS</b>						
Provide HOME grant funds for the rehabilitation of the Travel Inn Motel into a 90-unit studio apartment complex for chronically homeless households.							
							Function: HOME Special Project
							Strategic Plan: Neighborhoods and Livability
							District: 8
Construction		2,500,000	-	-	-	-	2,500,000
<b>Project Total</b>		<b>\$2,500,000</b>	-	-	-	-	<b>\$2,500,000</b>
Operating Grants - HOME		2,500,000	-	-	-	-	2,500,000
<b>Funding Total</b>		<b>\$2,500,000</b>	-	-	-	-	<b>\$2,500,000</b>

2014-2019 CAPITAL IMPROVEMENT PROGRAM

**Housing**

<i>Project No.</i>	<i>Project Title</i>	<i>2014-15</i>	<i>2015-16</i>	<i>2016-17</i>	<i>2017-18</i>	<i>2018-19</i>	<i>Total</i>
<b>AH30400000 HOME PROGRAM INCOME PROJECTS</b>		<b>Function: HOME Special Project</b>					
Provide HOME grant funds to nonprofit organizations for construction costs of affordable housing properties.		<b>Strategic Plan: Neighborhoods and Livability</b>					
		<b>District: Citywide</b>					
Construction		650,000	650,000	650,000	650,000	650,000	3,250,000
<b>Project Total</b>		<b>\$650,000</b>	<b>\$650,000</b>	<b>\$650,000</b>	<b>\$650,000</b>	<b>\$650,000</b>	<b>\$3,250,000</b>
Operating Grants - HOME - Income		650,000	650,000	650,000	650,000	650,000	3,250,000
<b>Funding Total</b>		<b>\$650,000</b>	<b>\$650,000</b>	<b>\$650,000</b>	<b>\$650,000</b>	<b>\$650,000</b>	<b>\$3,250,000</b>
<b>AH30400009 LCHSO DUPLEX</b>		<b>Function: HOME Special Project</b>					
Construct duplex serving homeless families.		<b>Strategic Plan: Neighborhoods and Livability</b>					
		<b>District: 3</b>					
Construction		27,159	-	-	-	-	27,159
<b>Project Total</b>		<b>\$27,159</b>	-	-	-	-	<b>\$27,159</b>
Operating Grants - HOME		27,159	-	-	-	-	27,159
<b>Funding Total</b>		<b>\$27,159</b>	-	-	-	-	<b>\$27,159</b>
<b>AH60100001 FRANK LUKE ADDITION ADMINISTRATIVE COSTS</b>		<b>Function: HOPE VI</b>					
Provide for administrative costs associated with the Frank Luke Addition.		<b>Strategic Plan: Neighborhoods and Livability</b>					
		<b>District: 8</b>					
Other		870,929	700,000	668,853	-	-	2,239,782
<b>Project Total</b>		<b>\$870,929</b>	<b>\$700,000</b>	<b>\$668,853</b>	-	-	<b>\$2,239,782</b>
Frank Luke Addition HOPE VI		870,929	700,000	668,853	-	-	2,239,782
<b>Funding Total</b>		<b>\$870,929</b>	<b>\$700,000</b>	<b>\$668,853</b>	-	-	<b>\$2,239,782</b>
<b>AH60100004 FRANK LUKE ADDITION CSS</b>		<b>Function: HOPE VI</b>					
Provide for case management services for residents of Frank Luke Addition.		<b>Strategic Plan: Social Services Delivery</b>					
		<b>District: 8</b>					
Other		1,026,130	-	-	-	-	1,026,130
<b>Project Total</b>		<b>\$1,026,130</b>	-	-	-	-	<b>\$1,026,130</b>
Frank Luke Addition HOPE VI		1,026,130	-	-	-	-	1,026,130
<b>Funding Total</b>		<b>\$1,026,130</b>	-	-	-	-	<b>\$1,026,130</b>
<b>AH60100020 HOPE VI FRANK LUKE ADDITION PHASE II</b>		<b>Function: HOPE VI</b>					
Construct a 56 unit multi-family mixed income rental housing development.		<b>Strategic Plan: Neighborhoods and Livability</b>					
		<b>District: 8</b>					
Construction		3,644,042	-	-	-	-	3,644,042
<b>Project Total</b>		<b>\$3,644,042</b>	-	-	-	-	<b>\$3,644,042</b>
Frank Luke Addition/Capital HOPE VI		3,644,042	-	-	-	-	3,644,042
<b>Funding Total</b>		<b>\$3,644,042</b>	-	-	-	-	<b>\$3,644,042</b>
<b>AH60100030 HOPE VI FRANK LUKE ADDITION PHASE III</b>		<b>Function: HOPE VI</b>					
Construct a 74 unit multi-family mixed income rental housing development.		<b>Strategic Plan: Neighborhoods and Livability</b>					
		<b>District: 8</b>					
Construction		5,132,074	-	-	-	-	5,132,074
<b>Project Total</b>		<b>\$5,132,074</b>	-	-	-	-	<b>\$5,132,074</b>
Frank Luke Addition/Capital HOPE VI		5,132,074	-	-	-	-	5,132,074
<b>Funding Total</b>		<b>\$5,132,074</b>	-	-	-	-	<b>\$5,132,074</b>

2014-2019 CAPITAL IMPROVEMENT PROGRAM


**Housing**

<b>Project No.</b>	<b>Project Title</b>	<b>2014-15</b>	<b>2015-16</b>	<b>2016-17</b>	<b>2017-18</b>	<b>2018-19</b>	<b>Total</b>
<b>AH20100032</b>	<b>PINES OF CAMELBACK</b>						
	Provide Neighborhood Stabilization Program funds for acquisition and rehabilitation of affordable housing property located at 4802 North 19th Avenue.						
							<b>District: 4</b>
	Construction	26,113	-	-	-	-	26,113
	<b>Project Total</b>	<b>\$26,113</b>	<b>-</b>	<b>-</b>	<b>-</b>	<b>-</b>	<b>\$26,113</b>
	ARRA 2009 Neighborhd Stabilization Pgm 2	26,113	-	-	-	-	26,113
	<b>Funding Total</b>	<b>\$26,113</b>	<b>-</b>	<b>-</b>	<b>-</b>	<b>-</b>	<b>\$26,113</b>
<b>AH20400011</b>	<b>OCOTILLO APARTMENTS</b>						
	Acquire and rehabilitate the Ocotillo Apartments complex located at 1780 West Missouri.						
							<b>District: 5</b>
	Construction	95,000	-	-	-	-	95,000
	<b>Project Total</b>	<b>\$95,000</b>	<b>-</b>	<b>-</b>	<b>-</b>	<b>-</b>	<b>\$95,000</b>
	Neighborhood Stabilization Program	95,000	-	-	-	-	95,000
	<b>Funding Total</b>	<b>\$95,000</b>	<b>-</b>	<b>-</b>	<b>-</b>	<b>-</b>	<b>\$95,000</b>
<b>AH20620001</b>	<b>RENTAL HOUSING DEVELOPMENT LOAN PROGRAM</b>						
	Provide for construction costs related to new loan programs as leverage for affordable properties.						
							<b>District: Citywide</b>
	Construction	4,700,000	300,000	-	-	-	5,000,000
	<b>Project Total</b>	<b>\$4,700,000</b>	<b>\$300,000</b>	<b>-</b>	<b>-</b>	<b>-</b>	<b>\$5,000,000</b>
	Affordable Housing Frank Luke Addition	4,105,429	-	-	-	-	4,105,429
	Affordable Housing Administration	594,571	300,000	-	-	-	894,571
	<b>Funding Total</b>	<b>\$4,700,000</b>	<b>\$300,000</b>	<b>-</b>	<b>-</b>	<b>-</b>	<b>\$5,000,000</b>
<b>AH10120080</b>	<b>SUNNYSLOPE MANOR IMPROVEMENTS</b>						
	Construct remodeling projects at Sunnyslope Manor senior housing site located at 205 East Ruth Street.						
							<b>District: 6</b>
	Construction	700,000	100,000	100,000	100,000	100,000	1,100,000
	<b>Project Total</b>	<b>\$700,000</b>	<b>\$100,000</b>	<b>\$100,000</b>	<b>\$100,000</b>	<b>\$100,000</b>	<b>\$1,100,000</b>
	Sunnyslope Operating	700,000	100,000	100,000	100,000	100,000	1,100,000
	<b>Funding Total</b>	<b>\$700,000</b>	<b>\$100,000</b>	<b>\$100,000</b>	<b>\$100,000</b>	<b>\$100,000</b>	<b>\$1,100,000</b>
<b>AH10120091</b>	<b>FILLMORE GARDENS IMPROVEMENTS</b>						
	Repair and renovate the Fillmore Gardens senior housing site located at 802 North 22nd Place.						
							<b>District: 8</b>
	Construction	1,000,000	500,000	500,000	500,000	500,000	3,000,000
	<b>Project Total</b>	<b>\$1,000,000</b>	<b>\$500,000</b>	<b>\$500,000</b>	<b>\$500,000</b>	<b>\$500,000</b>	<b>\$3,000,000</b>
	Fillmore Garden Operating	1,000,000	500,000	500,000	500,000	500,000	3,000,000
	<b>Funding Total</b>	<b>\$1,000,000</b>	<b>\$500,000</b>	<b>\$500,000</b>	<b>\$500,000</b>	<b>\$500,000</b>	<b>\$3,000,000</b>

2014-2019 CAPITAL IMPROVEMENT PROGRAM

**Housing**

<b>Project No.</b>	<b>Project Title</b>	<b>2014-15</b>	<b>2015-16</b>	<b>2016-17</b>	<b>2017-18</b>	<b>2018-19</b>	<b>Total</b>
<b>AH20400006</b>	<b>PARK LEE APARTMENTS</b>						
	Rehabilitate the 523-unit Park Lee apartments to provide affordable housing units at 1600 West Highland.						
							<b>Function: Special Needs</b>
							<b>Strategic Plan: Neighborhoods and Livability</b>
							<b>District: 4</b>
Construction		745,500	-	-	-	-	745,500
<b>Project Total</b>		<b>\$745,500</b>	<b>-</b>	<b>-</b>	<b>-</b>	<b>-</b>	<b>\$745,500</b>
Neighborhood Stabilization Program		245,500	-	-	-	-	245,500
Affordable Housing Administration		500,000	-	-	-	-	500,000
<b>Funding Total</b>		<b>\$745,500</b>	<b>-</b>	<b>-</b>	<b>-</b>	<b>-</b>	<b>\$745,500</b>
<b>AR88000005</b>	<b>MATTHEW A. HENSON/HOPE VI HOUSING PROJECT PERCENT FOR ART</b>						
	Complete installation of gates and fences for community gardens.						
							<b>Function: Percent for Art</b>
							<b>Strategic Plan: Neighborhoods and Livability</b>
							<b>District: 8</b>
Construction		14,414	-	-	-	-	14,414
<b>Project Total</b>		<b>\$14,414</b>	<b>-</b>	<b>-</b>	<b>-</b>	<b>-</b>	<b>\$14,414</b>
Nonprofit Corporation Bonds - Water		12,464	-	-	-	-	12,464
2006 Affordable Housing & Neighborhood Revitalization Bonds		1,950	-	-	-	-	1,950
<b>Funding Total</b>		<b>\$14,414</b>	<b>-</b>	<b>-</b>	<b>-</b>	<b>-</b>	<b>\$14,414</b>



## **Human Services**

The \$13.3 million Human Services program is funded with 2001 and 2006 General Obligation Bonds, other capital and nonprofit corporation bond funds. General Obligation Bond funded projects total approximately \$13.2 million, of which \$12.6 million is delayed indefinitely due to property tax revenue reductions.

General Obligation Bond funded projects that are delayed indefinitely include:

- Construction of 51st Avenue Senior Center
- Design and construction of Southwest Family Services Center
- Land acquisition for 16th Street Senior Center
- Assistance to co-locate Native American Connections, Phoenix Indian Center and Native Health to provide human services in one central location
- Renovate an existing space for a family services presence in the north valley
- Renovate a portion of the Family Advocacy Center

The Human Services program includes various projects to improve senior and family service centers citywide, as well as renovate a portion of the Family Advocacy Center to enhance services provided to the community.

2014-2019 CAPITAL IMPROVEMENT PROGRAM

**Human Services**  
Capital Improvement Program Summary

<b>Project Summary</b>	<b>2014-15</b>	<b>2015-16</b>	<b>2016-17</b>	<b>2017-18</b>	<b>2018-19</b>	<b>Total</b>
Community Services Projects	-	-	-	-	5,904,757	5,904,757
Family Advocacy Center	9,000	-	-	-	1,495,276	1,504,276
Nonprofit Projects	-	-	-	-	1,641,000	1,641,000
Senior Services Projects	600,000	-	-	-	3,533,540	4,133,540
Percent for Art	-	-	30,000	-	57,263	87,263
<b>Total</b>	<b>\$609,000</b>	<b>-</b>	<b>\$30,000</b>	<b>-</b>	<b>\$12,631,836</b>	<b>\$13,270,836</b>
<b>Source of Funds</b>						
<u>Bond Funds</u>						
2001 Bonds	-	-	-	-	5,944,927	5,944,927
2006 Bonds	600,000	-	-	-	6,686,909	7,286,909
Nonprofit Corporation Bonds - Wastewater	-	-	30,000	-	-	30,000
<b>Total Bond Funds</b>	<b>\$600,000</b>	<b>-</b>	<b>\$30,000</b>	<b>-</b>	<b>\$12,631,836</b>	<b>\$13,261,836</b>
<u>Other Financing</u>						
Other Capital	9,000	-	-	-	-	9,000
<b>Total Other Financing</b>	<b>\$9,000</b>	<b>-</b>	<b>-</b>	<b>-</b>	<b>-</b>	<b>\$9,000</b>
<b>Total Sources of Funds</b>	<b>\$609,000</b>	<b>-</b>	<b>\$30,000</b>	<b>-</b>	<b>\$12,631,836</b>	<b>\$13,270,836</b>

2014-2019 CAPITAL IMPROVEMENT PROGRAM

**Human Services**

Project No.	Project Title	2014-15	2015-16	2016-17	2017-18	2018-19	Total
<b>HS80050005</b>	<b>NORTH FAMILY SERVICES CENTER</b>						
	Renovate an existing space for a family services presence in the north valley.						
							<b>Function: Community Services Projects</b>
							<b>Strategic Plan: Social Services Delivery</b>
							<b>District: 2</b>
	Design	-	-	-	-	412,546	412,546
	Construction	-	-	-	-	229,447	229,447
	<b>Project Total</b>	-	-	-	-	<b>\$641,993</b>	<b>\$641,993</b>
	2001 Senior and Family Service Centers Bonds	-	-	-	-	641,993	641,993
	<b>Funding Total</b>	-	-	-	-	<b>\$641,993</b>	<b>\$641,993</b>
<b>HS80050007</b>	<b>SOUTHWEST FAMILY SERVICES CENTER</b>						
	Design, construct and equip the Southwest Family Services Center.						
	Estimated full-year ongoing operating costs: \$2,580,000						
							<b>Function: Community Services Projects</b>
							<b>Strategic Plan: Social Services Delivery</b>
							<b>District: 7</b>
	Equipment	-	-	-	-	40,000	40,000
	Design	-	-	-	-	500,000	500,000
	Construction	-	-	-	-	4,722,764	4,722,764
	<b>Project Total</b>	-	-	-	-	<b>\$5,262,764</b>	<b>\$5,262,764</b>
	2001 Senior and Family Service Centers Bonds	-	-	-	-	5,262,764	5,262,764
	<b>Funding Total</b>	-	-	-	-	<b>\$5,262,764</b>	<b>\$5,262,764</b>
<b>PD00000041</b>	<b>FAMILY ADVOCACY CENTER</b>						
	Renovate a portion of the Family Advocacy Center.						
							<b>Function: Family Advocacy Center</b>
							<b>Strategic Plan: Public Safety</b>
							<b>District: 7</b>
	Construction	9,000	-	-	-	1,495,276	1,504,276
	<b>Project Total</b>	<b>\$9,000</b>	-	-	-	<b>\$1,495,276</b>	<b>\$1,504,276</b>
	2120 N Central Capital Replacement Fund	9,000	-	-	-	-	9,000
	2006 Police, Fire, and Homeland Security Bonds	-	-	-	-	1,495,276	1,495,276
	<b>Funding Total</b>	<b>\$9,000</b>	-	-	-	<b>\$1,495,276</b>	<b>\$1,504,276</b>
<b>HS99000003</b>	<b>NATIVE AMERICAN BUSINESS AND CULTURAL CENTER</b>						
	Assist with a project to co-locate Native American Connections, Phoenix Indian Center and Native Health to provide human services in one central location.						
							<b>Function: Nonprofit Projects</b>
							<b>Strategic Plan: Social Services Delivery</b>
							<b>District: Citywide</b>
	Land Acquisition	-	-	-	-	1,641,000	1,641,000
	<b>Project Total</b>	-	-	-	-	<b>\$1,641,000</b>	<b>\$1,641,000</b>
	2006 Libraries, Youth, Senior & Cultural Facilities Bonds	-	-	-	-	1,641,000	1,641,000
	<b>Funding Total</b>	-	-	-	-	<b>\$1,641,000</b>	<b>\$1,641,000</b>
<b>HS60050001</b>	<b>51ST AVENUE SENIOR CENTER</b>						
	Design and construct a new 12,000 square foot multi-purpose senior center to be located adjacent to the new Southwest Family Services Center.						
	Estimated full-year ongoing operating costs: \$920,000						
							<b>Function: Senior Services Projects</b>
							<b>Strategic Plan: Social Services Delivery</b>
							<b>District: 7</b>
	Design	600,000	-	-	-	-	600,000
	Construction	-	-	-	-	1,889,540	1,889,540
	<b>Project Total</b>	<b>\$600,000</b>	-	-	-	<b>\$1,889,540</b>	<b>\$2,489,540</b>
	2006 Libraries, Youth, Senior & Cultural Facilities Bonds	600,000	-	-	-	1,889,540	2,489,540
	<b>Funding Total</b>	<b>\$600,000</b>	-	-	-	<b>\$1,889,540</b>	<b>\$2,489,540</b>

2014-2019 CAPITAL IMPROVEMENT PROGRAM

**Human Services**

<b>Project No.</b>	<b>Project Title</b>	<b>2014-15</b>	<b>2015-16</b>	<b>2016-17</b>	<b>2017-18</b>	<b>2018-19</b>	<b>Total</b>
<b>HS60050002</b>	<b>16TH STREET SENIOR CENTER</b>						
	Purchase land for construction of a new 12,000 square foot multi-purpose senior center near 16th Street and Ocotillo Road.						
							<b>District: 6</b>
	Land Acquisition	-	-	-	-	1,644,000	1,644,000
	<b>Project Total</b>	-	-	-	-	<b>\$1,644,000</b>	<b>\$1,644,000</b>
	2006 Libraries, Youth, Senior & Cultural Facilities Bonds	-	-	-	-	1,644,000	1,644,000
	<b>Funding Total</b>	-	-	-	-	<b>\$1,644,000</b>	<b>\$1,644,000</b>
<b>AR89000003</b>	<b>SOUTHWEST FAMILY SERVICE CENTER PERCENT FOR ART</b>						
	Design and install a terrazzo floor for the new center at 51st Avenue and Lower Buckeye Road.						
							<b>District: 7</b>
	Construction	-	-	30,000	-	57,263	87,263
	<b>Project Total</b>	-	-	<b>\$30,000</b>	-	<b>\$57,263</b>	<b>\$87,263</b>
	Nonprofit Corporation Bonds - Wastewater	-	-	30,000	-	-	30,000
	2006 Libraries, Youth, Senior & Cultural Facilities Bonds	-	-	-	-	17,093	17,093
	2001 Senior and Family Service Centers -%Art	-	-	-	-	40,170	40,170
	<b>Funding Total</b>	-	-	<b>\$30,000</b>	-	<b>\$57,263</b>	<b>\$87,263</b>

## **Information Technology**

The \$90.1 million Information Technology program is funded with 2001 and 2006 General Obligation Bonds, Water, Wastewater, Solid Waste, Development Services and Aviation revenue, nonprofit corporation bonds and General funds. Information Technology projects funded with 2001 and 2006 General Obligation Bond funds are delayed indefinitely due to property tax revenue reductions.

General Obligation Bond funded projects that are delayed indefinitely include:

- Integrate E-government telephone and online services
- Improve the city's Geographic Information System
- Improve accessible voting
- Wireless system security
- Future enhancements to business continuity and data center operations

The Information Technology program includes replacing the dated telephone system and data network, replacing FCC mandated equipment with 700 MHz radios and consoles, implementing system security improvements and completing final stages of an alternate information technology operations center to ensure business continuity.

2014-2019 CAPITAL IMPROVEMENT PROGRAM

**Information Technology**  
Capital Improvement Program Summary

<b>Project Summary</b>	<b>2014-15</b>	<b>2015-16</b>	<b>2016-17</b>	<b>2017-18</b>	<b>2018-19</b>	<b>Total</b>
GIS	-	-	-	-	1,777,492	1,777,492
Network Support	396,344	-	-	-	653,383	1,049,727
Phoenix Web	-	-	-	-	1,060,000	1,060,000
Technology Management	1,000,391	-	-	-	949,259	1,949,650
Telecommunications	12,635,177	11,334,286	9,277,086	9,277,086	5,200,000	47,723,635
Telephone Services	35,600,000	-	-	-	104,227	35,704,227
Election Projects	-	-	-	-	595,000	595,000
Technology Management	216,558	-	-	-	-	216,558
<b>Total</b>	<b>\$49,848,470</b>	<b>\$11,334,286</b>	<b>\$9,277,086</b>	<b>\$9,277,086</b>	<b>\$10,339,361</b>	<b>\$90,076,289</b>
<b>Source of Funds</b>						
<u>Operating Funds</u>						
Aviation	341,583	-	-	-	-	341,583
Development Services	276,601	-	-	-	-	276,601
General Funds	200,000	200,000	200,000	200,000	5,200,000	6,000,000
Solid Waste Operating	40,735	-	-	-	-	40,735
Wastewater Operating	170,736	-	-	-	-	170,736
Water Operating	170,736	-	-	-	-	170,736
<b>Total Operating Funds</b>	<b>\$1,200,391</b>	<b>\$200,000</b>	<b>\$200,000</b>	<b>\$200,000</b>	<b>\$5,200,000</b>	<b>\$7,000,391</b>
<u>Bond Funds</u>						
2001 Bonds	-	-	-	-	352,033	352,033
2006 Bonds	-	-	-	-	4,787,328	4,787,328
Nonprofit Corporation Bonds - General Government	48,648,079	11,134,286	9,077,086	9,077,086	-	77,936,537
<b>Total Bond Funds</b>	<b>\$48,648,079</b>	<b>\$11,134,286</b>	<b>\$9,077,086</b>	<b>\$9,077,086</b>	<b>\$5,139,361</b>	<b>\$83,075,898</b>
<b>Total Sources of Funds</b>	<b>\$49,848,470</b>	<b>\$11,334,286</b>	<b>\$9,277,086</b>	<b>\$9,277,086</b>	<b>\$10,339,361</b>	<b>\$90,076,289</b>

2014-2019 CAPITAL IMPROVEMENT PROGRAM

**Information Technology**

<b>Project No.</b>	<b>Project Title</b>	<b>2014-15</b>	<b>2015-16</b>	<b>2016-17</b>	<b>2017-18</b>	<b>2018-19</b>	<b>Total</b>
<b>IT40001000</b>	<b>GEOGRAPHIC INFORMATION SYSTEM (GIS) ENHANCEMENTS</b>						
	Improve the city's Geographic Information System.						
	Estimated full-year ongoing operating costs: \$13,000						
	Equipment	-	-	-	-	1,777,492	1,777,492
	<b>Project Total</b>	<b>-</b>	<b>-</b>	<b>-</b>	<b>-</b>	<b>\$1,777,492</b>	<b>\$1,777,492</b>
	2006 Technology Bonds	-	-	-	-	1,777,492	1,777,492
	<b>Funding Total</b>	<b>-</b>	<b>-</b>	<b>-</b>	<b>-</b>	<b>\$1,777,492</b>	<b>\$1,777,492</b>
<b>IT20101100</b>	<b>IDENTITY MANAGEMENT</b>						
	Implement processes and technology to secure user identities in city systems.						
	Estimated full-year ongoing operating costs: \$14,000						
	Equipment	396,344	-	-	-	341,213	737,557
	<b>Project Total</b>	<b>\$396,344</b>	<b>-</b>	<b>-</b>	<b>-</b>	<b>\$341,213</b>	<b>\$737,557</b>
	2010 ITS Lease Purchase	396,344	-	-	-	-	396,344
	2006 Technology Bonds	-	-	-	-	124,453	124,453
	2001 Police, Fire & City Computer Bonds	-	-	-	-	216,760	216,760
	<b>Funding Total</b>	<b>\$396,344</b>	<b>-</b>	<b>-</b>	<b>-</b>	<b>\$341,213</b>	<b>\$737,557</b>
<b>IT20101101</b>	<b>WIRELESS ACCESS</b>						
	Secure city wireless infrastructure to establish public broadband hot spots.						
	Equipment	-	-	-	-	312,170	312,170
	<b>Project Total</b>	<b>-</b>	<b>-</b>	<b>-</b>	<b>-</b>	<b>\$312,170</b>	<b>\$312,170</b>
	2006 Technology Bonds	-	-	-	-	312,170	312,170
	<b>Funding Total</b>	<b>-</b>	<b>-</b>	<b>-</b>	<b>-</b>	<b>\$312,170</b>	<b>\$312,170</b>
<b>IT10101000</b>	<b>E-GOVERNMENT ENHANCEMENTS</b>						
	Provide improved customer service by integrating e-government telephone and online services.						
	Estimated full-year ongoing operating costs: \$34,000						
	Equipment	-	-	-	-	1,060,000	1,060,000
	<b>Project Total</b>	<b>-</b>	<b>-</b>	<b>-</b>	<b>-</b>	<b>\$1,060,000</b>	<b>\$1,060,000</b>
	2006 Technology Bonds	-	-	-	-	1,060,000	1,060,000
	<b>Funding Total</b>	<b>-</b>	<b>-</b>	<b>-</b>	<b>-</b>	<b>\$1,060,000</b>	<b>\$1,060,000</b>
<b>IT10200002</b>	<b>SECURITY MANAGEMENT</b>						
	Acquire information security management software tools and associated hardware.						
	Estimated full-year ongoing operating costs: \$232,300						
	Equipment	-	-	-	-	31,046	31,046
	<b>Project Total</b>	<b>-</b>	<b>-</b>	<b>-</b>	<b>-</b>	<b>\$31,046</b>	<b>\$31,046</b>
	2001 Police, Fire & City Computer Bonds	-	-	-	-	31,046	31,046
	<b>Funding Total</b>	<b>-</b>	<b>-</b>	<b>-</b>	<b>-</b>	<b>\$31,046</b>	<b>\$31,046</b>

2014-2019 CAPITAL IMPROVEMENT PROGRAM

**Information Technology**

<b>Project No.</b>	<b>Project Title</b>	<b>2014-15</b>	<b>2015-16</b>	<b>2016-17</b>	<b>2017-18</b>	<b>2018-19</b>	<b>Total</b>
<b>IT10201000</b>	<b>BUSINESS DATA LIFECYCLE MANAGEMENT TOOLS</b>						
	Enhance the city's ability to continue operations and services within a reasonable time in case of emergency or disaster.						
	Estimated full-year ongoing operating costs: \$348,000						
Equipment		307,801	-	-	-	534,000	841,801
<b>Project Total</b>		<b>\$307,801</b>	<b>-</b>	<b>-</b>	<b>-</b>	<b>\$534,000</b>	<b>\$841,801</b>
Water Revenues		53,062	-	-	-	-	53,062
Wastewater Revenues		53,062	-	-	-	-	53,062
Solid Waste Disposal-Operating		12,665	-	-	-	-	12,665
Sky Harbor Airport Improvement		106,236	-	-	-	-	106,236
Development Services Revenue		82,776	-	-	-	-	82,776
2006 Technology Bonds		-	-	-	-	534,000	534,000
<b>Funding Total</b>		<b>\$307,801</b>	<b>-</b>	<b>-</b>	<b>-</b>	<b>\$534,000</b>	<b>\$841,801</b>
<b>IT10201100</b>	<b>ALTERNATE INFORMATION TECHNOLOGY OPERATIONS CENTER</b>						
	Establish a secondary equipment data center to ensure business continuity.						
	Estimated full-year ongoing operating costs: \$124,000						
Equipment		692,590	-	-	-	384,213	1,076,803
<b>Project Total</b>		<b>\$692,590</b>	<b>-</b>	<b>-</b>	<b>-</b>	<b>\$384,213</b>	<b>\$1,076,803</b>
Water Revenues		117,674	-	-	-	-	117,674
Wastewater Revenues		117,674	-	-	-	-	117,674
Solid Waste Disposal-Operating		28,070	-	-	-	-	28,070
Sky Harbor Airport Improvement		235,347	-	-	-	-	235,347
Development Services Revenue		193,825	-	-	-	-	193,825
2006 Technology Bonds		-	-	-	-	384,213	384,213
<b>Funding Total</b>		<b>\$692,590</b>	<b>-</b>	<b>-</b>	<b>-</b>	<b>\$384,213</b>	<b>\$1,076,803</b>
<b>IT20200010</b>	<b>800MHZ RADIOS</b>						
	Purchase replacement 800MHZ radios that have reached the end of their useful lives or have become obsolete.						
Equipment		200,000	200,000	200,000	200,000	5,200,000	6,000,000
<b>Project Total</b>		<b>\$200,000</b>	<b>\$200,000</b>	<b>\$200,000</b>	<b>\$200,000</b>	<b>\$5,200,000</b>	<b>\$6,000,000</b>
General Fund		200,000	200,000	200,000	200,000	5,200,000	6,000,000
<b>Funding Total</b>		<b>\$200,000</b>	<b>\$200,000</b>	<b>\$200,000</b>	<b>\$200,000</b>	<b>\$5,200,000</b>	<b>\$6,000,000</b>
<b>IT20200013</b>	<b>REGIONAL WIRELESS COOPERATIVE CONSOLE REPLACEMENT</b>						
	Replace gold elite dispatch consoles in the Regional Wireless Cooperative network due to federal mandate and outdated equipment.						
Equipment		3,358,091	2,057,200	-	-	-	5,415,291
<b>Project Total</b>		<b>\$3,358,091</b>	<b>\$2,057,200</b>	<b>-</b>	<b>-</b>	<b>-</b>	<b>\$5,415,291</b>
Regional Wireless Cooperative - 700MHz Narrow Banding		3,358,091	2,057,200	-	-	-	5,415,291
<b>Funding Total</b>		<b>\$3,358,091</b>	<b>\$2,057,200</b>	<b>-</b>	<b>-</b>	<b>-</b>	<b>\$5,415,291</b>

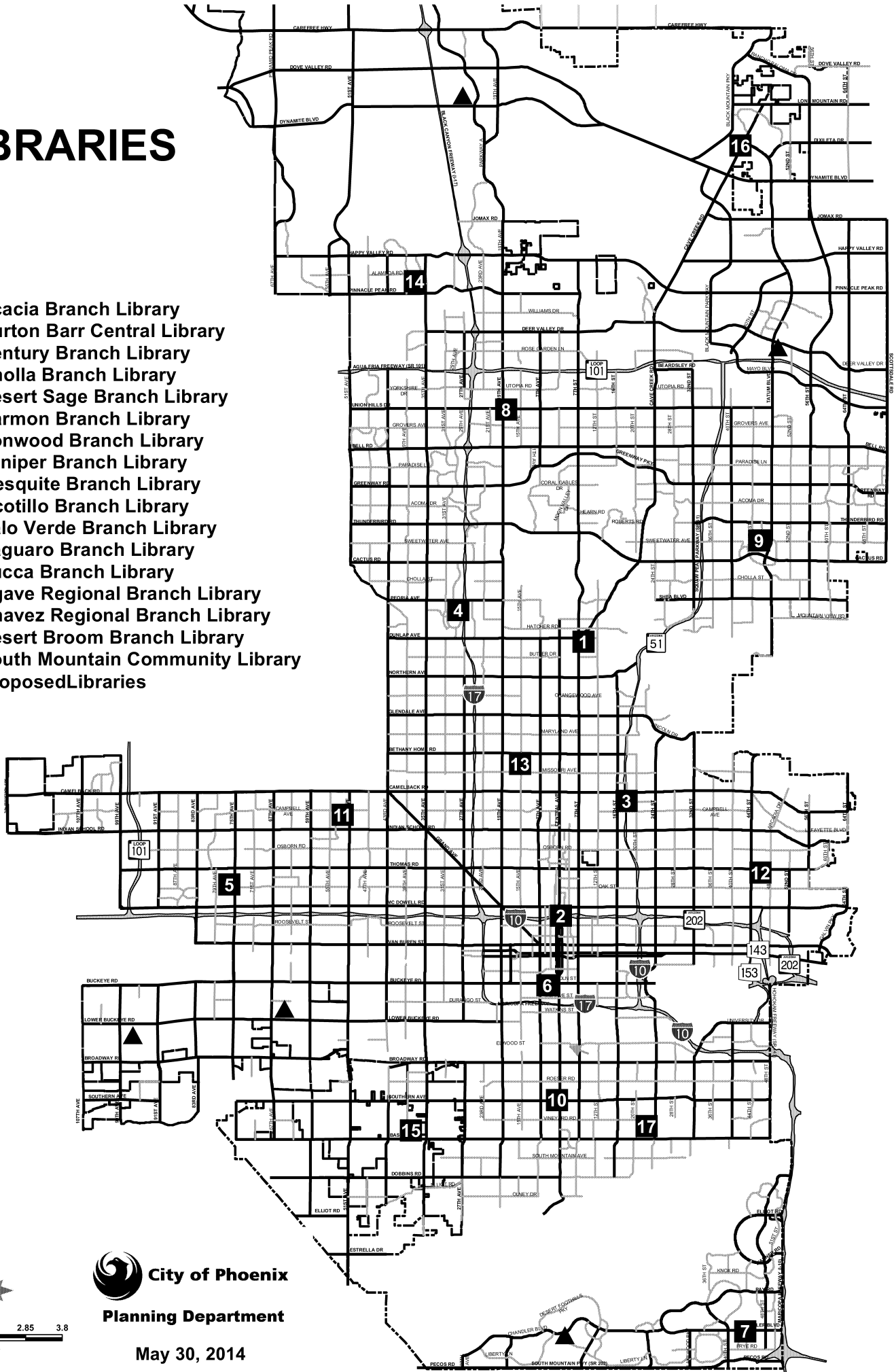
2014-2019 CAPITAL IMPROVEMENT PROGRAM

**Information Technology**

Project No.	Project Title	2014-15	2015-16	2016-17	2017-18	2018-19	Total
<b>IT20200014</b>	<b>REGIONAL WIRELESS COOPERATIVE SUBSCRIBER REPLACEMENT</b>						
Replace existing mobile and portable radios due to federal mandate and aging subscriber fleet.						Function: Telecommunications Strategic Plan: Public Safety District: Citywide	
Equipment		9,077,086	9,077,086	9,077,086	9,077,086	-	36,308,344
<b>Project Total</b>		<b>\$9,077,086</b>	<b>\$9,077,086</b>	<b>\$9,077,086</b>	<b>\$9,077,086</b>	-	<b>\$36,308,344</b>
Regional Wireless Cooperative - 700MHz Narrow Banding		9,077,086	9,077,086	9,077,086	9,077,086	-	36,308,344
<b>Funding Total</b>		<b>\$9,077,086</b>	<b>\$9,077,086</b>	<b>\$9,077,086</b>	<b>\$9,077,086</b>	-	<b>\$36,308,344</b>
<b>IT20300001</b>	<b>STABILIZE TELEPHONE SYSTEM</b>						
Acquire equipment and services to stabilize the city's telephone system. Estimated full-year ongoing operating costs: \$132,000						Function: Telephone Services Strategic Plan: Technology District: Citywide	
Equipment		-	-	-	-	104,227	104,227
<b>Project Total</b>		-	-	-	-	<b>\$104,227</b>	<b>\$104,227</b>
2001 Police, Fire & City Computer Bonds		-	-	-	-	104,227	104,227
<b>Funding Total</b>		-	-	-	-	<b>\$104,227</b>	<b>\$104,227</b>
<b>IT20300002</b>	<b>TELEPHONE SYSTEM/DATA NETWORK REPLACEMENT</b>						
Replace the dated telephone system and upgrade the data network to facilitate voice, video and data for staff use in support of service to the community.						Function: Telephone Services Strategic Plan: Technology District: Citywide	
Equipment		35,600,000	-	-	-	-	35,600,000
<b>Project Total</b>		<b>\$35,600,000</b>	-	-	-	-	<b>\$35,600,000</b>
Telephone Replacement System		35,600,000	-	-	-	-	35,600,000
<b>Funding Total</b>		<b>\$35,600,000</b>	-	-	-	-	<b>\$35,600,000</b>
<b>CK10002006</b>	<b>ELECTIONS ACCESSIBLE VOTING</b>						
Purchase equipment to expand availability of accessible voting. Estimated full-year ongoing operating costs: \$3,000						Function: Election Projects Strategic Plan: Technology District: Citywide	
Equipment		-	-	-	-	595,000	595,000
<b>Project Total</b>		-	-	-	-	<b>\$595,000</b>	<b>\$595,000</b>
2006 Technology Bonds		-	-	-	-	595,000	595,000
<b>Funding Total</b>		-	-	-	-	<b>\$595,000</b>	<b>\$595,000</b>
<b>FA10700002</b>	<b>TAX AND LICENSE INFORMATION SYSTEM (TALIS)</b>						
Implement a replacement tax and license information system.						Function: Technology Management Strategic Plan: Technology District: Citywide	
Other		216,558	-	-	-	-	216,558
<b>Project Total</b>		<b>\$216,558</b>	-	-	-	-	<b>\$216,558</b>
General Government Nonprofit Corporation Bonds		216,558	-	-	-	-	216,558
<b>Funding Total</b>		<b>\$216,558</b>	-	-	-	-	<b>\$216,558</b>

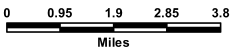
# LIBRARIES

- 1** Acacia Branch Library
- 2** Burton Barr Central Library
- 3** Century Branch Library
- 4** Cholla Branch Library
- 5** Desert Sage Branch Library
- 6** Harmon Branch Library
- 7** Ironwood Branch Library
- 8** Juniper Branch Library
- 9** Mesquite Branch Library
- 10** Ocotillo Branch Library
- 11** Palo Verde Branch Library
- 12** Saguaro Branch Library
- 13** Yucca Branch Library
- 14** Agave Regional Branch Library
- 15** Chavez Regional Branch Library
- 16** Desert Broom Branch Library
- 17** South Mountain Community Library
- ▲** Proposed Libraries



**City of Phoenix**  
**Planning Department**

May 30, 2014



## **Libraries**

The Library's program totals \$15.4 million and is funded with 2001 and 2006 General Obligation Bonds, development impact fees and General funds. General Obligation funded projects total approximately \$6.9 million, of which \$5.7 million is delayed indefinitely due to property tax revenue reductions.

General Obligation Bond funded projects that are delayed indefinitely include new libraries in the North Gateway and West Ahwatukee areas, constructing improvements to Ironwood and Burton Barr libraries and various technology improvements including library patron self-service capabilities.

The Library's program includes improvements to maintain libraries to current standards including Burton Barr Central Library elevator renovation, technology enhancements and security improvements.

2014-2019 CAPITAL IMPROVEMENT PROGRAM

**Libraries**

Capital Improvement Program Summary

<b>Project Summary</b>	<b>2014-15</b>	<b>2015-16</b>	<b>2016-17</b>	<b>2017-18</b>	<b>2018-19</b>	<b>Total</b>
Branch Libraries	1,388,500	200,000	200,000	200,000	11,288,669	13,277,169
Central Library	-	-	-	-	2,000,000	2,000,000
Percent for Art	87,982	-	-	-	40,000	127,982
<b>Total</b>	<b>\$1,476,482</b>	<b>\$200,000</b>	<b>\$200,000</b>	<b>\$200,000</b>	<b>\$13,328,669</b>	<b>\$15,405,151</b>
<b>Source of Funds</b>						
<u>Operating Funds</u>						
General Funds	200,000	200,000	200,000	200,000	200,000	1,000,000
<b>Total Operating Funds</b>	<b>\$200,000</b>	<b>\$200,000</b>	<b>\$200,000</b>	<b>\$200,000</b>	<b>\$200,000</b>	<b>\$1,000,000</b>
<u>Bond Funds</u>						
2001 Bonds	17,000	-	-	-	4,131,899	4,148,899
2006 Bonds	1,259,482	-	-	-	1,535,947	2,795,429
<b>Total Bond Funds</b>	<b>\$1,276,482</b>	<b>-</b>	<b>-</b>	<b>-</b>	<b>\$5,667,846</b>	<b>\$6,944,328</b>
<u>Other Financing</u>						
Impact Fees	-	-	-	-	7,460,823	7,460,823
<b>Total Other Financing</b>	<b>-</b>	<b>-</b>	<b>-</b>	<b>-</b>	<b>\$7,460,823</b>	<b>\$7,460,823</b>
<b>Total Sources of Funds</b>	<b>\$1,476,482</b>	<b>\$200,000</b>	<b>\$200,000</b>	<b>\$200,000</b>	<b>\$13,328,669</b>	<b>\$15,405,151</b>

2014-2019 CAPITAL IMPROVEMENT PROGRAM

**Libraries**

<i>Project No.</i>	<i>Project Title</i>	<i>2014-15</i>	<i>2015-16</i>	<i>2016-17</i>	<i>2017-18</i>	<i>2018-19</i>	<i>Total</i>
<b>LS7120007</b>	<b>BRANCH IMPROVEMENTS</b>						
Construct improvements to maintain branch libraries to current standards.							
						<b>Function: Branch Libraries</b>	
						<b>Strategic Plan: Neighborhoods and Livability</b>	
						<b>District: Citywide</b>	
Construction		200,000	200,000	200,000	200,000	200,000	1,000,000
<b>Project Total</b>		<b>\$200,000</b>	<b>\$200,000</b>	<b>\$200,000</b>	<b>\$200,000</b>	<b>\$200,000</b>	<b>\$1,000,000</b>
Library - General		200,000	200,000	200,000	200,000	200,000	1,000,000
<b>Funding Total</b>		<b>\$200,000</b>	<b>\$200,000</b>	<b>\$200,000</b>	<b>\$200,000</b>	<b>\$200,000</b>	<b>\$1,000,000</b>
<b>LS71200043</b>	<b>FUTURE ESTRELLA LIBRARY</b>						
Provide for partial funding for a new library branch in the Estrella area.							
						<b>Function: Branch Libraries</b>	
						<b>Strategic Plan: Neighborhoods and Livability</b>	
						<b>District: 7</b>	
Design		-	-	-	-	600,000	600,000
Construction		-	-	-	-	4,155,414	4,155,414
<b>Project Total</b>		<b>-</b>	<b>-</b>	<b>-</b>	<b>-</b>	<b>\$4,755,414</b>	<b>\$4,755,414</b>
Impact Fee - Libraries, Laveen		-	-	-	-	4,585,895	4,585,895
Impact Fee - Libraries, Estrella Laveen		-	-	-	-	169,519	169,519
<b>Funding Total</b>		<b>-</b>	<b>-</b>	<b>-</b>	<b>-</b>	<b>\$4,755,414</b>	<b>\$4,755,414</b>
<b>LS71200050</b>	<b>NORTH GATEWAY BRANCH LIBRARY</b>						
Provide for partial funding for a new library branch in the North Gateway area.							
						<b>Function: Branch Libraries</b>	
						<b>Strategic Plan: Neighborhoods and Livability</b>	
						<b>District: 1</b>	
Design		-	-	-	-	638,981	638,981
Construction		-	-	-	-	1,272,645	1,272,645
<b>Project Total</b>		<b>-</b>	<b>-</b>	<b>-</b>	<b>-</b>	<b>\$1,911,626</b>	<b>\$1,911,626</b>
Impact Fee - Libraries, North Gateway		-	-	-	-	638,981	638,981
2001 Library Facilities Bonds		-	-	-	-	1,272,645	1,272,645
<b>Funding Total</b>		<b>-</b>	<b>-</b>	<b>-</b>	<b>-</b>	<b>\$1,911,626</b>	<b>\$1,911,626</b>
<b>LS71200051</b>	<b>DESERT VIEW BRANCH LIBRARY</b>						
Provide for partial funding for a new library branch in the Desert View area.							
						<b>Function: Branch Libraries</b>	
						<b>Strategic Plan: Neighborhoods and Livability</b>	
						<b>District: 2</b>	
Design		-	-	-	-	572,797	572,797
Construction		-	-	-	-	1,171,621	1,171,621
<b>Project Total</b>		<b>-</b>	<b>-</b>	<b>-</b>	<b>-</b>	<b>\$1,744,418</b>	<b>\$1,744,418</b>
Impact Fee - Libraries, Desert View		-	-	-	-	1,744,418	1,744,418
<b>Funding Total</b>		<b>-</b>	<b>-</b>	<b>-</b>	<b>-</b>	<b>\$1,744,418</b>	<b>\$1,744,418</b>
<b>LS71200054</b>	<b>WEST AHWATUKEE BRANCH LIBRARY</b>						
Provide for partial funding for a new library branch in the West Ahwatukee area.							
						<b>Function: Branch Libraries</b>	
						<b>Strategic Plan: Neighborhoods and Livability</b>	
						<b>District: 6</b>	
Design		-	-	-	-	578,814	578,814
Construction		-	-	-	-	322,010	322,010
<b>Project Total</b>		<b>-</b>	<b>-</b>	<b>-</b>	<b>-</b>	<b>\$900,824</b>	<b>\$900,824</b>
Impact Fee - Libraries, Ahwatukee		-	-	-	-	322,010	322,010
2001 Library Facilities Bonds		-	-	-	-	578,814	578,814
<b>Funding Total</b>		<b>-</b>	<b>-</b>	<b>-</b>	<b>-</b>	<b>\$900,824</b>	<b>\$900,824</b>

2014-2019 CAPITAL IMPROVEMENT PROGRAM

**Libraries**

<b>Project No.</b>	<b>Project Title</b>	<b>2014-15</b>	<b>2015-16</b>	<b>2016-17</b>	<b>2017-18</b>	<b>2018-19</b>	<b>Total</b>
<b>LS71200070</b>	<b>EXPAND PATRON SELF-SERVICE</b>						
Expand library patron self-service capabilities.							
						<b>Function: Branch Libraries</b>	
						<b>Strategic Plan: Neighborhoods and Livability</b>	
						<b>District: Citywide</b>	
Equipment		-	-	-	-	350,000	350,000
<b>Project Total</b>		<b>-</b>	<b>-</b>	<b>-</b>	<b>-</b>	<b>\$350,000</b>	<b>\$350,000</b>
2006 Libraries, Youth, Senior & Cultural Facilities Bonds		-	-	-	-	350,000	350,000
<b>Funding Total</b>		<b>-</b>	<b>-</b>	<b>-</b>	<b>-</b>	<b>\$350,000</b>	<b>\$350,000</b>
<b>LS71200078</b>	<b>LIBRARY TECHNOLOGY IMPROVEMENTS</b>						
Implement library technology improvements.							
						<b>Function: Branch Libraries</b>	
						<b>Strategic Plan: Neighborhoods and Livability</b>	
						<b>District: Citywide</b>	
Equipment		602,000	-	-	-	1,145,947	1,747,947
<b>Project Total</b>		<b>\$602,000</b>	<b>-</b>	<b>-</b>	<b>-</b>	<b>\$1,145,947</b>	<b>\$1,747,947</b>
2006 Libraries, Youth, Senior & Cultural Facilities Bonds		602,000	-	-	-	1,145,947	1,747,947
<b>Funding Total</b>		<b>\$602,000</b>	<b>-</b>	<b>-</b>	<b>-</b>	<b>\$1,145,947</b>	<b>\$1,747,947</b>
<b>LS71200081</b>	<b>IRONWOOD BRANCH REMODEL</b>						
Construct improvements to Ironwood Branch Library.							
						<b>Function: Branch Libraries</b>	
						<b>Strategic Plan: Neighborhoods and Livability</b>	
						<b>District: 6</b>	
Construction		-	-	-	-	280,440	280,440
<b>Project Total</b>		<b>-</b>	<b>-</b>	<b>-</b>	<b>-</b>	<b>\$280,440</b>	<b>\$280,440</b>
2001 Library Facilities Bonds		-	-	-	-	280,440	280,440
<b>Funding Total</b>		<b>-</b>	<b>-</b>	<b>-</b>	<b>-</b>	<b>\$280,440</b>	<b>\$280,440</b>
<b>LS71200082</b>	<b>SAGUARO LIBRARY CHILDRENS AREA REMODEL</b>						
Complete security improvements at Saguaro Library branch children's area located at 2808 North 26th St.							
						<b>Function: Branch Libraries</b>	
						<b>Strategic Plan: Neighborhoods and Livability</b>	
						<b>District: 8</b>	
Construction		66,500	-	-	-	-	66,500
<b>Project Total</b>		<b>\$66,500</b>	<b>-</b>	<b>-</b>	<b>-</b>	<b>-</b>	<b>\$66,500</b>
2006 Libraries, Youth, Senior & Cultural Facilities Bonds		49,500	-	-	-	-	49,500
2001 Library Facilities Bonds		17,000	-	-	-	-	17,000
<b>Funding Total</b>		<b>\$66,500</b>	<b>-</b>	<b>-</b>	<b>-</b>	<b>-</b>	<b>\$66,500</b>
<b>LS71200083</b>	<b>AUTOMATED MATERIALS HANDLING SYSTEM</b>						
Complete automated materials handling (AMH) system at Mesquite Library branch.							
						<b>Function: Branch Libraries</b>	
						<b>Strategic Plan: Neighborhoods and Livability</b>	
						<b>District: 3</b>	
Equipment		16,000	-	-	-	-	16,000
<b>Project Total</b>		<b>\$16,000</b>	<b>-</b>	<b>-</b>	<b>-</b>	<b>-</b>	<b>\$16,000</b>
2006 Libraries, Youth, Senior & Cultural Facilities Bonds		16,000	-	-	-	-	16,000
<b>Funding Total</b>		<b>\$16,000</b>	<b>-</b>	<b>-</b>	<b>-</b>	<b>-</b>	<b>\$16,000</b>

## Libraries

<i>Project No.</i>	<i>Project Title</i>	<i>2014-15</i>	<i>2015-16</i>	<i>2016-17</i>	<i>2017-18</i>	<i>2018-19</i>	<i>Total</i>
<b>LS71200085</b>	<b>BURTON BARR ELEVATOR MAINTENANCE</b>						
	Refurbish and rebuild the three public and two freight elevators in the Burton Barr Central Library.						
						<b>Function: Branch Libraries</b>	
						<b>Strategic Plan: Neighborhoods and Livability</b>	
							<b>District: 7</b>
Construction		504,000	-	-	-	-	504,000
<b>Project Total</b>		<b>\$504,000</b>	-	-	-	-	<b>\$504,000</b>
2006 Libraries, Youth, Senior & Cultural Facilities Bonds		504,000	-	-	-	-	504,000
<b>Funding Total</b>		<b>\$504,000</b>	-	-	-	-	<b>\$504,000</b>
<b>LS71200080</b>	<b>CENTRAL PLANT REPLACEMENT</b>						
	Replace the central heating and cooling system at Burton Barr Central Library.						
						<b>Function: Central Library</b>	
						<b>Strategic Plan: Neighborhoods and Livability</b>	
							<b>District: 7</b>
Design		-	-	-	-	100,000	100,000
Construction		-	-	-	-	1,900,000	1,900,000
<b>Project Total</b>		-	-	-	-	<b>\$2,000,000</b>	<b>\$2,000,000</b>
2001 Library Facilities Bonds		-	-	-	-	2,000,000	2,000,000
<b>Funding Total</b>		-	-	-	-	<b>\$2,000,000</b>	<b>\$2,000,000</b>
<b>AR75000004</b>	<b>HARMON BRANCH LIBRARY PERCENT FOR ART</b>						
	Develop story-based artwork at Harmon Branch Library.						
						<b>Function: Percent for Art</b>	
						<b>Strategic Plan: Neighborhoods and Livability</b>	
							<b>District: 8</b>
Construction		25,091	-	-	-	-	25,091
<b>Project Total</b>		<b>\$25,091</b>	-	-	-	-	<b>\$25,091</b>
2006 Libraries, Youth, Senior & Cultural Facilities Bonds		25,091	-	-	-	-	25,091
<b>Funding Total</b>		<b>\$25,091</b>	-	-	-	-	<b>\$25,091</b>
<b>AR75000005</b>	<b>SOUTH MOUNTAIN LIBRARY AT WESTERN CANAL PERCENT FOR ART</b>						
	Develop story-based artwork at South Mountain Library.						
						<b>Function: Percent for Art</b>	
						<b>Strategic Plan: Neighborhoods and Livability</b>	
							<b>District: 8</b>
Construction		62,891	-	-	-	-	62,891
<b>Project Total</b>		<b>\$62,891</b>	-	-	-	-	<b>\$62,891</b>
2006 Libraries, Youth, Senior & Cultural Facilities Bonds		62,891	-	-	-	-	62,891
<b>Funding Total</b>		<b>\$62,891</b>	-	-	-	-	<b>\$62,891</b>
<b>AR75000006</b>	<b>CULTURAL VOICES-ARIZONA ARTISTS PERCENT FOR ART</b>						
	Interview leading Arizona artists and cultural figures to document Arizona's evolution the past 100 years coordinating with the Library's oral history project.						
						<b>Function: Percent for Art</b>	
						<b>Strategic Plan: Neighborhoods and Livability</b>	
							<b>District: Citywide</b>
Other		-	-	-	-	40,000	40,000
<b>Project Total</b>		-	-	-	-	<b>\$40,000</b>	<b>\$40,000</b>
2006 Libraries, Youth, Senior & Cultural Facilities Bonds		-	-	-	-	40,000	40,000
<b>Funding Total</b>		-	-	-	-	<b>\$40,000</b>	<b>\$40,000</b>



**City of Phoenix**

## **Neighborhood Services**

The Neighborhood Services program totals \$13.3 million and is funded with 2001 and 2006 General Obligation Bonds, grants, other agency participation and nonprofit corporation bond funds. General Obligation Bond funded projects total approximately \$9.7 million, of which \$6.9 million is being delayed indefinitely due to property tax revenue reductions.

General Obligation Bond funded projects that are delayed indefinitely include:

- Roberta Henry Plat infrastructure development
- Property acquisitions and partnerships with other city departments to reduce blight, enhance and revitalize neighborhood infrastructure
- Small Phoenix high schools program development focused on high-demand career fields

The Neighborhood Services program includes various projects to reduce blight and improve neighborhood infrastructure by acquiring property for revitalization and partnering with city departments to improve neighborhoods with park development, traffic mitigation, sidewalk, landscaping and lighting enhancements.

2014-2019 CAPITAL IMPROVEMENT PROGRAM

**Neighborhood Services**  
Capital Improvement Program Summary

<b>Project Summary</b>	<b>2014-15</b>	<b>2015-16</b>	<b>2016-17</b>	<b>2017-18</b>	<b>2018-19</b>	<b>Total</b>
Acquisition Slum and Blight	1,703,773	24,654	25,000	25,000	35,750	1,814,177
Garfield	875,000	-	-	-	-	875,000
Isaac	-	-	-	-	727,000	727,000
Neighborhood Infrastructure	1,591,534	-	-	-	-	1,591,534
Neighborhood Resource Centers	18,000	-	-	-	-	18,000
Neighborhood Revitalization	1,404,706	-	-	-	4,940,000	6,344,706
Other	19,800	-	-	-	-	19,800
South Phoenix Village	732,639	-	-	-	-	732,639
Target Area B	5,000	-	-	-	-	5,000
Small High Schools	-	-	-	-	1,195,572	1,195,572
<b>Total</b>	<b>\$6,350,452</b>	<b>\$24,654</b>	<b>\$25,000</b>	<b>\$25,000</b>	<b>\$6,898,322</b>	<b>\$13,323,428</b>
<b>Source of Funds</b>						
<u>Operating Funds</u>						
Operating Grants	3,201,373	-	-	-	-	3,201,373
<b>Total Operating Funds</b>	<b>\$3,201,373</b>	<b>-</b>	<b>-</b>	<b>-</b>	<b>-</b>	<b>\$3,201,373</b>
<u>Bond Funds</u>						
2001 Bonds	56,039	-	-	-	35,750	91,789
2006 Bonds	2,698,240	24,654	25,000	25,000	6,862,572	9,635,466
Nonprofit Corporation Bonds - General Government	19,800	-	-	-	-	19,800
<b>Total Bond Funds</b>	<b>\$2,774,079</b>	<b>\$24,654</b>	<b>\$25,000</b>	<b>\$25,000</b>	<b>\$6,898,322</b>	<b>\$9,747,055</b>
<u>Other Financing</u>						
Federal, State and Other Participation	375,000	-	-	-	-	375,000
<b>Total Other Financing</b>	<b>\$375,000</b>	<b>-</b>	<b>-</b>	<b>-</b>	<b>-</b>	<b>\$375,000</b>
<b>Total Sources of Funds</b>	<b>\$6,350,452</b>	<b>\$24,654</b>	<b>\$25,000</b>	<b>\$25,000</b>	<b>\$6,898,322</b>	<b>\$13,323,428</b>

2014-2019 CAPITAL IMPROVEMENT PROGRAM

**Neighborhood Services**

<i>Project No.</i>	<i>Project Title</i>	<i>2014-15</i>	<i>2015-16</i>	<i>2016-17</i>	<i>2017-18</i>	<i>2018-19</i>	<i>Total</i>
<b>ND30020001</b>	<b>BLIGHT ELIMINATION AND REVITALIZATION ACQUISITION</b>						
	Acquire property for blight elimination and revitalization purposes.						
<b>Function: Acquisition Slum and Blight</b>							
<b>Strategic Plan: Neighborhoods and Livability</b>							
<b>District: Citywide</b>							
Land Acquisition		1,341,194	-	-	-	35,750	1,376,944
<b>Project Total</b>		<b>\$1,341,194</b>	<b>-</b>	<b>-</b>	<b>-</b>	<b>\$35,750</b>	<b>\$1,376,944</b>
2012 Community Development Entitlement		4,809	-	-	-	-	4,809
2011 Community Development Entitlement		5,000	-	-	-	-	5,000
2010 Community Development Entitlement		200,000	-	-	-	-	200,000
2009 Community Development Entitlement		200,000	-	-	-	-	200,000
2008 Community Development Entitlement		926,346	-	-	-	-	926,346
2001 Neighborhood Preserv & Blight Elim Bonds		5,039	-	-	-	35,750	40,789
<b>Funding Total</b>		<b>\$1,341,194</b>	<b>-</b>	<b>-</b>	<b>-</b>	<b>\$35,750</b>	<b>\$1,376,944</b>
<b>ND30020006</b>	<b>LOT CLEANING/MAINTENANCE</b>						
	Clean lots in various redevelopment areas.						
<b>Function: Acquisition Slum and Blight</b>							
<b>Strategic Plan: Neighborhoods and Livability</b>							
<b>District: 3, 4, 7, &amp; 8</b>							
Other		30,000	24,654	25,000	25,000	-	104,654
<b>Project Total</b>		<b>\$30,000</b>	<b>\$24,654</b>	<b>\$25,000</b>	<b>\$25,000</b>	<b>-</b>	<b>\$104,654</b>
2006 Affordable Housing & Neighborhood Revitalization Bonds		30,000	24,654	25,000	25,000	-	104,654
<b>Funding Total</b>		<b>\$30,000</b>	<b>\$24,654</b>	<b>\$25,000</b>	<b>\$25,000</b>	<b>-</b>	<b>\$104,654</b>
<b>ND30130000</b>	<b>NEIGHBORHOOD STABILIZATION</b>						
	Purchase and develop foreclosed properties to improve neighborhood stabilization.						
<b>Function: Acquisition Slum and Blight</b>							
<b>Strategic Plan: Neighborhoods and Livability</b>							
<b>District: Citywide</b>							
Land Acquisition		240,579	-	-	-	-	240,579
<b>Project Total</b>		<b>\$240,579</b>	<b>-</b>	<b>-</b>	<b>-</b>	<b>-</b>	<b>\$240,579</b>
Neighborhood Stabilization Program		240,579	-	-	-	-	240,579
<b>Funding Total</b>		<b>\$240,579</b>	<b>-</b>	<b>-</b>	<b>-</b>	<b>-</b>	<b>\$240,579</b>
<b>ND30130002</b>	<b>1634 WEST BUCKEYE ROAD</b>						
	Demolish motor coach hotel located at 1634 West Buckeye Road.						
<b>Function: Acquisition Slum and Blight</b>							
<b>Strategic Plan: Neighborhoods and Livability</b>							
<b>District: 8</b>							
Land Acquisition		92,000	-	-	-	-	92,000
<b>Project Total</b>		<b>\$92,000</b>	<b>-</b>	<b>-</b>	<b>-</b>	<b>-</b>	<b>\$92,000</b>
ARRA 2009 Neighborhd Stabilization Pgm 2		92,000	-	-	-	-	92,000
<b>Funding Total</b>		<b>\$92,000</b>	<b>-</b>	<b>-</b>	<b>-</b>	<b>-</b>	<b>\$92,000</b>
<b>ND30060067</b>	<b>11TH STREET STREETScape</b>						
	Construct street, sidewalk and lighting improvements at 11th Street Streetscape.						
<b>Function: Garfield</b>							
<b>Strategic Plan: Neighborhoods and Livability</b>							
<b>District: 8</b>							
Construction		875,000	-	-	-	-	875,000
<b>Project Total</b>		<b>\$875,000</b>	<b>-</b>	<b>-</b>	<b>-</b>	<b>-</b>	<b>\$875,000</b>
Operating Grant - FTA		800,000	-	-	-	-	800,000
2006 Affordable Housing & Neighborhood Revitalization Bonds		75,000	-	-	-	-	75,000
<b>Funding Total</b>		<b>\$875,000</b>	<b>-</b>	<b>-</b>	<b>-</b>	<b>-</b>	<b>\$875,000</b>

2014-2019 CAPITAL IMPROVEMENT PROGRAM

**Neighborhood Services**

<b>Project No.</b>	<b>Project Title</b>	<b>2014-15</b>	<b>2015-16</b>	<b>2016-17</b>	<b>2017-18</b>	<b>2018-19</b>	<b>Total</b>
<b>ND30050074</b>	<b>ROBERTA HENRY PLAT, PHASE I - III</b>						
	Develop infrastructure for city owned land to develop 27 unit single family homes between 32nd and 33rd Avenues, south of McDowell Road.						
							<b>Function: Isaac</b>
							<b>Strategic Plan: Neighborhoods and Livability</b>
							<b>District: 4</b>
Construction		-	-	-	-	727,000	727,000
<b>Project Total</b>		<b>-</b>	<b>-</b>	<b>-</b>	<b>-</b>	<b>\$727,000</b>	<b>\$727,000</b>
2006 Affordable Housing & Neighborhood Revitalization Bonds		-	-	-	-	727,000	727,000
<b>Funding Total</b>		<b>-</b>	<b>-</b>	<b>-</b>	<b>-</b>	<b>\$727,000</b>	<b>\$727,000</b>
<b>ND30010005</b>	<b>NEIGHBORHOOD INFRASTRUCTURE-SPEED HUMPS</b>						
	Add speed humps in various redevelopment areas.						
							<b>Function: Neighborhood Infrastructure</b>
							<b>Strategic Plan: Infrastructure</b>
							<b>District: 3</b>
Land Acquisition		33,000	-	-	-	-	33,000
<b>Project Total</b>		<b>\$33,000</b>	<b>-</b>	<b>-</b>	<b>-</b>	<b>-</b>	<b>\$33,000</b>
2001 Neighborhood Preserv & Blight Elim Bonds		33,000	-	-	-	-	33,000
<b>Funding Total</b>		<b>\$33,000</b>	<b>-</b>	<b>-</b>	<b>-</b>	<b>-</b>	<b>\$33,000</b>
<b>ND30010016</b>	<b>STREET LIGHTS - FIGHTBACK</b>						
	Install street lights in selected Fight Back areas.						
							<b>Function: Neighborhood Infrastructure</b>
							<b>Strategic Plan: Neighborhoods and Livability</b>
							<b>District: Citywide</b>
Construction		296,000	-	-	-	-	296,000
<b>Project Total</b>		<b>\$296,000</b>	<b>-</b>	<b>-</b>	<b>-</b>	<b>-</b>	<b>\$296,000</b>
2006 Affordable Housing & Neighborhood Revitalization Bonds		296,000	-	-	-	-	296,000
<b>Funding Total</b>		<b>\$296,000</b>	<b>-</b>	<b>-</b>	<b>-</b>	<b>-</b>	<b>\$296,000</b>
<b>ND30120004</b>	<b>SAFE ROUTE TO MITCHELL SCHOOL PHASE I</b>						
	Construct sidewalk improvements along 41st Avenue between Granada Road and Holly Street, providing a safe path for Mitchell Elementary School students.						
							<b>Function: Neighborhood Infrastructure</b>
							<b>Strategic Plan: Public Safety</b>
							<b>District: 4</b>
Construction		260,000	-	-	-	-	260,000
<b>Project Total</b>		<b>\$260,000</b>	<b>-</b>	<b>-</b>	<b>-</b>	<b>-</b>	<b>\$260,000</b>
Federal Aid - Street Transportation		160,000	-	-	-	-	160,000
2006 Affordable Housing & Neighborhood Revitalization Bonds		100,000	-	-	-	-	100,000
<b>Funding Total</b>		<b>\$260,000</b>	<b>-</b>	<b>-</b>	<b>-</b>	<b>-</b>	<b>\$260,000</b>
<b>ND30120005</b>	<b>SAFE ROUTE TO SCHOOL - 55TH AVENUE AND CAMPBELL AVENUE</b>						
	Construct sidewalk improvements along 55th Avenue and Campbell Avenue.						
							<b>Function: Neighborhood Infrastructure</b>
							<b>Strategic Plan: Public Safety</b>
							<b>District: 5</b>
Construction		325,000	-	-	-	-	325,000
<b>Project Total</b>		<b>\$325,000</b>	<b>-</b>	<b>-</b>	<b>-</b>	<b>-</b>	<b>\$325,000</b>
Federal Aid - Street Transportation		100,000	-	-	-	-	100,000
2006 Affordable Housing & Neighborhood Revitalization Bonds		225,000	-	-	-	-	225,000
<b>Funding Total</b>		<b>\$325,000</b>	<b>-</b>	<b>-</b>	<b>-</b>	<b>-</b>	<b>\$325,000</b>



2014-2019 CAPITAL IMPROVEMENT PROGRAM

**Neighborhood Services**

<b>Project No.</b>	<b>Project Title</b>	<b>2014-15</b>	<b>2015-16</b>	<b>2016-17</b>	<b>2017-18</b>	<b>2018-19</b>	<b>Total</b>
<b>ND3000002</b>	<b>REVITALIZATION / BLIGHT</b>						
Acquire property and provide development incentives for blight elimination and other revitalization purposes.							
		<b>Function: Neighborhood Revitalization</b>					
		<b>Strategic Plan: Neighborhoods and Livability</b>					
		<b>District: Citywide</b>					
Land Acquisition		437,000	-	-	-	2,114,000	2,551,000
<b>Project Total</b>		<b>\$437,000</b>	-	-	-	<b>\$2,114,000</b>	<b>\$2,551,000</b>
2006 Affordable Housing & Neighborhood Revitalization Bonds		437,000	-	-	-	2,114,000	2,551,000
<b>Funding Total</b>		<b>\$437,000</b>	-	-	-	<b>\$2,114,000</b>	<b>\$2,551,000</b>
<b>ND3000003</b>	<b>SUSTAINABILITY</b>						
Partner with other city departments to implement park development and traffic mitigation improvement projects to enhance neighborhoods.							
		<b>Function: Neighborhood Revitalization</b>					
		<b>Strategic Plan: Neighborhoods and Livability</b>					
		<b>District: Citywide</b>					
Construction		151,587	-	-	-	1,228,000	1,379,587
<b>Project Total</b>		<b>\$151,587</b>	-	-	-	<b>\$1,228,000</b>	<b>\$1,379,587</b>
2006 Affordable Housing & Neighborhood Revitalization Bonds		151,587	-	-	-	1,228,000	1,379,587
<b>Funding Total</b>		<b>\$151,587</b>	-	-	-	<b>\$1,228,000</b>	<b>\$1,379,587</b>
<b>ND3000004</b>	<b>WEST PHOENIX REVITALIZATION</b>						
Implement blight elimination and infrastructure revitalization initiatives in West Phoenix.							
		<b>Function: Neighborhood Revitalization</b>					
		<b>Strategic Plan: Neighborhoods and Livability</b>					
		<b>District: 1, 4, 5 &amp; 7</b>					
Construction		575,000	-	-	-	-	575,000
<b>Project Total</b>		<b>\$575,000</b>	-	-	-	-	<b>\$575,000</b>
2006 Affordable Housing & Neighborhood Revitalization Bonds		575,000	-	-	-	-	575,000
<b>Funding Total</b>		<b>\$575,000</b>	-	-	-	-	<b>\$575,000</b>
<b>ND9900002</b>	<b>NEIGHBORHOOD SERVICES VEHICLES</b>						
Lease purchase replacement vehicles.							
		<b>Function: Other</b>					
		<b>Strategic Plan: Financial Excellence</b>					
		<b>District: Citywide</b>					
Equipment		19,800	-	-	-	-	19,800
<b>Project Total</b>		<b>\$19,800</b>	-	-	-	-	<b>\$19,800</b>
2010 Neighborhood Service Lease Purchase		19,800	-	-	-	-	19,800
<b>Funding Total</b>		<b>\$19,800</b>	-	-	-	-	<b>\$19,800</b>
<b>ND30070272</b>	<b>2749 AND 2751 EAST BROADWAY ROAD</b>						
Acquire property located at 2749 and 2751 East Broadway Road for future redevelopment.							
		<b>Function: South Phoenix Village</b>					
		<b>Strategic Plan: Neighborhoods and Livability</b>					
		<b>District: 8</b>					
Land Acquisition		264,859	-	-	-	-	264,859
<b>Project Total</b>		<b>\$264,859</b>	-	-	-	-	<b>\$264,859</b>
2008 Community Development Entitlement		264,859	-	-	-	-	264,859
<b>Funding Total</b>		<b>\$264,859</b>	-	-	-	-	<b>\$264,859</b>


2014-2019 CAPITAL IMPROVEMENT PROGRAM

**Neighborhood Services**

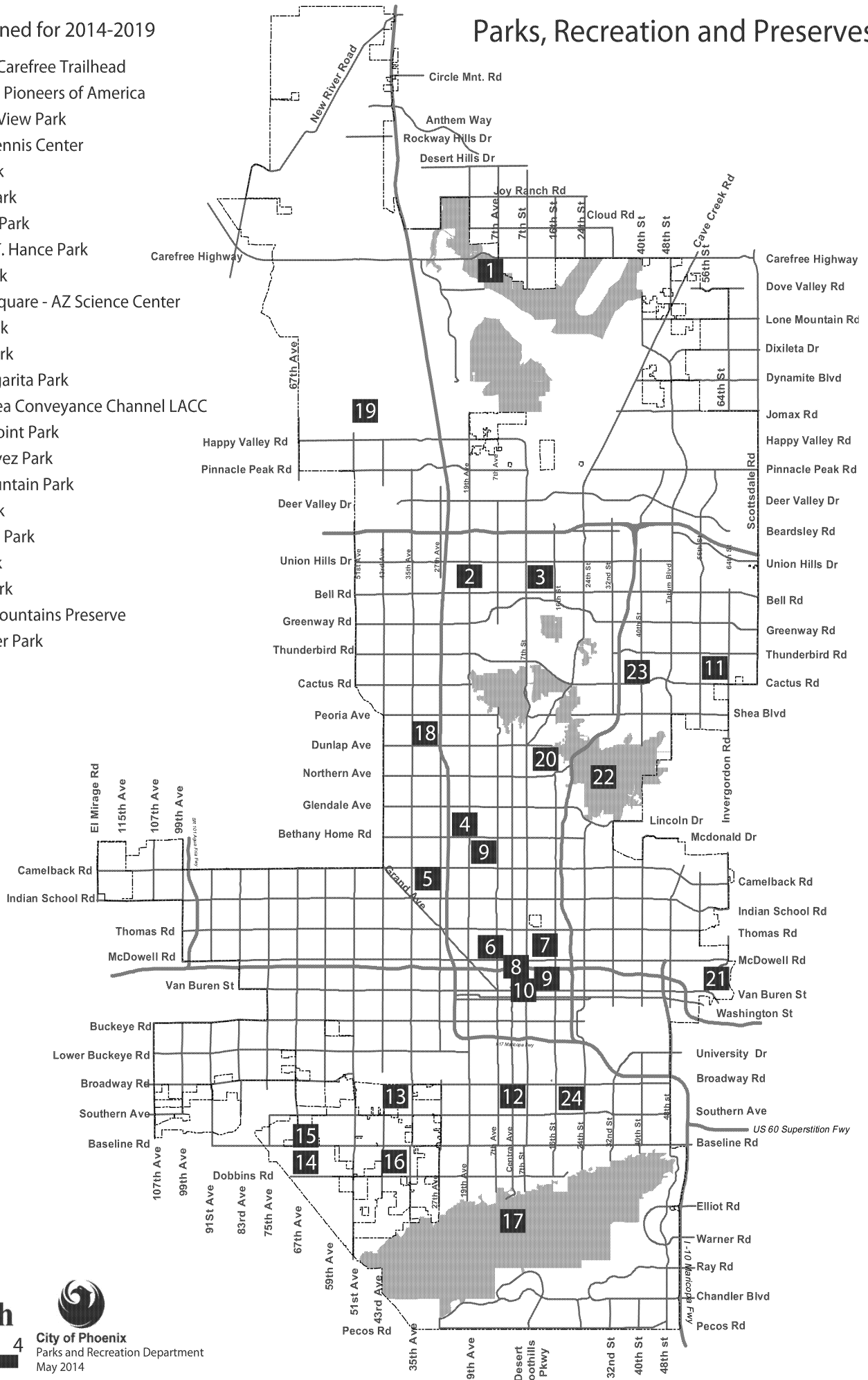
<i>Project No.</i>	<i>Project Title</i>	<i>2014-15</i>	<i>2015-16</i>	<i>2016-17</i>	<i>2017-18</i>	<i>2018-19</i>	<i>Total</i>
<b>ND30070273</b>	<b>COLLINS PROPERTY</b>						
Acquire Collins property located at 2706 East Atlanta Avenue for future redevelopment.							
<b>Function: South Phoenix Village</b>							
<b>Strategic Plan: Neighborhoods and Livability</b>							
<b>District: 8</b>							
Land Acquisition		78,780	-	-	-	-	78,780
<b>Project Total</b>		<b>\$78,780</b>	-	-	-	-	<b>\$78,780</b>
2008 Community Development Entitlement		78,780	-	-	-	-	78,780
<b>Funding Total</b>		<b>\$78,780</b>	-	-	-	-	<b>\$78,780</b>
<b>ND30070293</b>	<b>2748 EAST ATLANTA AVENUE</b>						
Acquire property located at 2748 East Atlanta Avenue for future redevelopment.							
<b>Function: South Phoenix Village</b>							
<b>Strategic Plan: Neighborhoods and Livability</b>							
<b>District: 8</b>							
Land Acquisition		200,000	-	-	-	-	200,000
<b>Project Total</b>		<b>\$200,000</b>	-	-	-	-	<b>\$200,000</b>
2008 Community Development Entitlement		200,000	-	-	-	-	200,000
<b>Funding Total</b>		<b>\$200,000</b>	-	-	-	-	<b>\$200,000</b>
<b>ND30070305</b>	<b>2535 EAST TAMARISK</b>						
Acquire property located at 2535 East Tamarisk for future redevelopment.							
<b>Function: South Phoenix Village</b>							
<b>Strategic Plan: Neighborhoods and Livability</b>							
<b>District: 8</b>							
Land Acquisition		106,000	-	-	-	-	106,000
<b>Project Total</b>		<b>\$106,000</b>	-	-	-	-	<b>\$106,000</b>
Neighborhood Stabilization Program		106,000	-	-	-	-	106,000
<b>Funding Total</b>		<b>\$106,000</b>	-	-	-	-	<b>\$106,000</b>
<b>ND30070307</b>	<b>2751 EAST MOBILE LANE</b>						
Acquire property located at 2751 East Mobile Lane for future redevelopment.							
<b>Function: South Phoenix Village</b>							
<b>Strategic Plan: Neighborhoods and Livability</b>							
<b>District: 8</b>							
Land Acquisition		45,000	-	-	-	-	45,000
<b>Project Total</b>		<b>\$45,000</b>	-	-	-	-	<b>\$45,000</b>
2008 Community Development Entitlement		45,000	-	-	-	-	45,000
<b>Funding Total</b>		<b>\$45,000</b>	-	-	-	-	<b>\$45,000</b>
<b>ND30070312</b>	<b>2822 EAST ROESER ROAD</b>						
Acquire property located at 2822 East Roeser Road for future redevelopment.							
<b>Function: South Phoenix Village</b>							
<b>Strategic Plan: Neighborhoods and Livability</b>							
<b>District: 8</b>							
Land Acquisition		23,000	-	-	-	-	23,000
<b>Project Total</b>		<b>\$23,000</b>	-	-	-	-	<b>\$23,000</b>
2008 Community Development Entitlement		23,000	-	-	-	-	23,000
<b>Funding Total</b>		<b>\$23,000</b>	-	-	-	-	<b>\$23,000</b>
<b>ND30070313</b>	<b>2824 EAST ROESER ROAD</b>						
Acquire property located at 2824 East Roeser Road for future redevelopment.							
<b>Function: South Phoenix Village</b>							
<b>Strategic Plan: Neighborhoods and Livability</b>							
<b>District: 8</b>							
Land Acquisition		15,000	-	-	-	-	15,000
<b>Project Total</b>		<b>\$15,000</b>	-	-	-	-	<b>\$15,000</b>
2008 Community Development Entitlement		15,000	-	-	-	-	15,000
<b>Funding Total</b>		<b>\$15,000</b>	-	-	-	-	<b>\$15,000</b>

**Neighborhood Services**

<i>Project No.</i>	<i>Project Title</i>	<i>2014-15</i>	<i>2015-16</i>	<i>2016-17</i>	<i>2017-18</i>	<i>2018-19</i>	<i>Total</i>
<b>ND30100037</b>	<b>16TH STREET/ROESER BUS BAY</b>						
Construct a bus bay at 16th Street and Roeser Road.							
						<b>Function: Target Area B</b>	
						<b>Strategic Plan: Infrastructure</b>	
						<b>District: 8</b>	
Construction		5,000	-	-	-	-	5,000
<b>Project Total</b>		<b>\$5,000</b>	-	-	-	-	<b>\$5,000</b>
2006 Affordable Housing & Neighborhood Revitalization Bonds		5,000	-	-	-	-	5,000
<b>Funding Total</b>		<b>\$5,000</b>	-	-	-	-	<b>\$5,000</b>
<b>CM40630001</b>	<b>SMALL HIGH SCHOOL PARTNERSHIPS</b>						
Establish a program to encourage the creation of small Phoenix high schools designed to prepare students for careers in high-demand fields.							
						<b>Function: Small High Schools</b>	
						<b>Strategic Plan: Neighborhoods and Livability</b>	
						<b>District: Citywide</b>	
Construction		-	-	-	-	1,195,572	1,195,572
<b>Project Total</b>		-	-	-	-	<b>\$1,195,572</b>	<b>\$1,195,572</b>
2006 Education Bonds		-	-	-	-	1,195,572	1,195,572
<b>Funding Total</b>		-	-	-	-	<b>\$1,195,572</b>	<b>\$1,195,572</b>



- 1** 7th Ave & Carefree Trailhead
- 2** Telephone Pioneers of America
- 3** Mountain View Park
- 4** Phoenix Tennis Center
- 5** Cielito Park
- 6** Encanto Park
- 7** Coronado Park
- 8** Margaret T. Hance Park
- 9** Solano Park
- 10** Heritage Square - AZ Science Center
- 11** Sereno Park
- 12** Hayden Park
- 13** Playa Margarita Park
- 14** Laveen Area Conveyance Channel LACC
- 15** Trailside Point Park
- 16** Cesar Chavez Park
- 17** South Mountain Park
- 18** Cortez Park
- 19** Deem Hills Park
- 20** Palma Park
- 21** Papago Park
- 22** Phoenix Mountains Preserve
- 23** Roadrunner Park
- 24** Aya Park




**North**  
  
 0 1 2 4  
 Miles

  
**City of Phoenix**  
 Parks and Recreation Department  
 May 2014

## **Parks, Recreation and Mountain Preserves**

The Parks, Recreation and Mountain Preserves program totals \$141.8 million and is funded with 1988, 2001 and 2006 General Obligation Bonds, development impact fees, nonprofit corporation bonds, capital reserves, other restricted, Parks and Preserves Initiative, capital gifts and other capital funds. General Obligation Bond funded projects total approximately \$22.8 million, of which \$19.0 million is being delayed indefinitely due to property tax revenue reductions.

General Obligation Bond funded projects that are delayed indefinitely include:

- New parks and trails development including a park at 32<sup>nd</sup> Avenue and McDowell Road and HOPE VI Park
- Sports fields lighting
- La Pradera Community Center construction
- Heritage Square and Phoenix Center for the Community Arts renovations
- Land Acquisition for future parks development
- Various parks renovations including Maryvale, Ladmo, Coronado and Papago

The Parks, Recreation and Mountain Preserves program includes constructing, improving and renovating city parks, trails and pools, installing security, sports and LED lighting, improving roads and parking lots, constructing ADA accessible amenities, acquiring land for the Sonoran Preserve and future parks, contingency funding and various other citywide parks and related infrastructure improvements.

2014-2019 CAPITAL IMPROVEMENT PROGRAM

**Parks, Recreation and Mountain Preserves**  
Capital Improvement Program Summary

<b>Project Summary</b>	<b>2014-15</b>	<b>2015-16</b>	<b>2016-17</b>	<b>2017-18</b>	<b>2018-19</b>	<b>Total</b>
General Park Development	51,081,336	14,349,141	7,000,000	7,000,000	14,559,564	93,990,041
Other	20,200	-	-	-	-	20,200
Park Land Acquisition	11,095,294	8,950,325	-	-	1,413,938	21,459,557
Specialty Areas	7,309,630	4,783,335	-	-	9,054,622	21,147,587
Trails	3,673,736	-	-	-	762,614	4,436,350
Percent for Art	67,806	75,000	387,114	-	237,053	766,973
<b>Total</b>	<b>\$73,248,002</b>	<b>\$28,157,801</b>	<b>\$7,387,114</b>	<b>\$7,000,000</b>	<b>\$26,027,791</b>	<b>\$141,820,708</b>
<b>Source of Funds</b>						
<u>Operating Funds</u>						
Other Restricted Funds	124,000	-	-	-	-	124,000
Parks and Preserves	42,807,503	28,082,801	7,000,000	7,000,000	7,000,000	91,890,304
<b>Total Operating Funds</b>	<b>\$42,931,503</b>	<b>\$28,082,801</b>	<b>\$7,000,000</b>	<b>\$7,000,000</b>	<b>\$7,000,000</b>	<b>\$92,014,304</b>
<u>Bond Funds</u>						
1988 Bonds	-	-	-	-	370,750	370,750
2001 Bonds	-	-	-	-	1,630,608	1,630,608
2006 Bonds	3,788,121	-	-	-	17,026,433	20,814,554
Nonprofit Corporation Bonds - Wastewater	21,580	75,000	387,114	-	-	483,694
Nonprofit Corporation Bonds - Water	32,695	-	-	-	-	32,695
<b>Total Bond Funds</b>	<b>\$3,842,396</b>	<b>\$75,000</b>	<b>\$387,114</b>	<b>-</b>	<b>\$19,027,791</b>	<b>\$23,332,301</b>
<u>Other Financing</u>						
Capital Reserves	2,000,000	-	-	-	-	2,000,000
Impact Fees	20,665,738	-	-	-	-	20,665,738
Other Capital	3,646,314	-	-	-	-	3,646,314
Parks Capital Gifts	162,051	-	-	-	-	162,051
<b>Total Other Financing</b>	<b>\$26,474,103</b>	<b>-</b>	<b>-</b>	<b>-</b>	<b>-</b>	<b>\$26,474,103</b>
<b>Total Sources of Funds</b>	<b>\$73,248,002</b>	<b>\$28,157,801</b>	<b>\$7,387,114</b>	<b>\$7,000,000</b>	<b>\$26,027,791</b>	<b>\$141,820,708</b>

2014-2019 CAPITAL IMPROVEMENT PROGRAM

**Parks, Recreation and Mountain Preserves**

<i>Project No.</i>	<i>Project Title</i>	<i>2014-15</i>	<i>2015-16</i>	<i>2016-17</i>	<i>2017-18</i>	<i>2018-19</i>	<i>Total</i>
<b>PA75200066</b>	<b>VERDE PARK IMPROVEMENTS</b>						
Construct park improvements at Verde Park located at 9th Street and Van Buren Street.							
<b>Function: General Park Development</b>							
<b>Strategic Plan: Infrastructure</b>							
<b>District: 8</b>							
Construction		200,000	-	-	-	-	200,000
<b>Project Total</b>		<b>\$200,000</b>	-	-	-	-	<b>\$200,000</b>
Parks & Preserves Initiative Revenue		200,000	-	-	-	-	200,000
<b>Funding Total</b>		<b>\$200,000</b>	-	-	-	-	<b>\$200,000</b>
<b>PA75200097</b>	<b>LADMO PARK IMPROVEMENTS</b>						
Construct park improvements at Ladmo Park located at 41st Avenue and Earll Drive.							
<b>Function: General Park Development</b>							
<b>Strategic Plan: Infrastructure</b>							
<b>District: 4</b>							
Construction		-	-	-	-	50,000	50,000
<b>Project Total</b>		-	-	-	-	<b>\$50,000</b>	<b>\$50,000</b>
2001 Neighborhood Preserv & Blight Elim Bonds		-	-	-	-	50,000	50,000
<b>Funding Total</b>		-	-	-	-	<b>\$50,000</b>	<b>\$50,000</b>
<b>PA75200106</b>	<b>GREEN VALLEY PARK IMPROVEMENTS</b>						
Construct park improvements at Green Valley Park located at 14th Street and Watkins Road.							
<b>Function: General Park Development</b>							
<b>Strategic Plan: Infrastructure</b>							
<b>District: 8</b>							
Construction		206,664	-	-	-	-	206,664
<b>Project Total</b>		<b>\$206,664</b>	-	-	-	-	<b>\$206,664</b>
Parks Land Sale Proceeds		206,664	-	-	-	-	206,664
<b>Funding Total</b>		<b>\$206,664</b>	-	-	-	-	<b>\$206,664</b>
<b>PA75200112</b>	<b>ENCANTO PARK IMPROVEMENTS</b>						
Construct improvements at Encanto Park located at 15th Avenue and Encanto Boulevard.							
<b>Function: General Park Development</b>							
<b>Strategic Plan: Infrastructure</b>							
<b>District: 7</b>							
Construction		1,197,000	-	-	-	-	1,197,000
<b>Project Total</b>		<b>\$1,197,000</b>	-	-	-	-	<b>\$1,197,000</b>
Parks & Preserves Initiative Revenue		1,197,000	-	-	-	-	1,197,000
<b>Funding Total</b>		<b>\$1,197,000</b>	-	-	-	-	<b>\$1,197,000</b>
<b>PA75200115</b>	<b>AYA PARK</b>						
Renovate Aya mini-park located at 20th Street and Broadway Road.							
<b>Function: General Park Development</b>							
<b>Strategic Plan: Infrastructure</b>							
<b>District: 8</b>							
Construction		-	400,000	-	-	-	400,000
<b>Project Total</b>		-	<b>\$400,000</b>	-	-	-	<b>\$400,000</b>
Parks & Preserves Initiative Revenue		-	400,000	-	-	-	400,000
<b>Funding Total</b>		-	<b>\$400,000</b>	-	-	-	<b>\$400,000</b>
<b>PA75200154</b>	<b>DUST DEVIL PARK</b>						
Install sports field lighting at Dust Devil Park located at 107 Avenue and Campbell Avenue.							
<b>Function: General Park Development</b>							
<b>Strategic Plan: Infrastructure</b>							
<b>District: 5</b>							
Construction		-	600,000	-	-	-	600,000
<b>Project Total</b>		-	<b>\$600,000</b>	-	-	-	<b>\$600,000</b>
Parks & Preserves Initiative Revenue		-	600,000	-	-	-	600,000
<b>Funding Total</b>		-	<b>\$600,000</b>	-	-	-	<b>\$600,000</b>

2014-2019 CAPITAL IMPROVEMENT PROGRAM

**Parks, Recreation and Mountain Preserves**

<i>Project No.</i>	<i>Project Title</i>	<i>2014-15</i>	<i>2015-16</i>	<i>2016-17</i>	<i>2017-18</i>	<i>2018-19</i>	<i>Total</i>
<b>PA75200160</b>	<b>CORTEZ PARK</b>						
Construct improvements at Cortez Park located at 35th Avenue and Dunlap Avenue.							
		<b>Function: General Park Development</b>					
		<b>Strategic Plan: Infrastructure</b>					
		<b>District: 1</b>					
Construction		500,000	750,000	-	-	-	1,250,000
<b>Project Total</b>		<b>\$500,000</b>	<b>\$750,000</b>	-	-	-	<b>\$1,250,000</b>
Parks & Preserves Initiative Revenue		500,000	750,000	-	-	-	1,250,000
<b>Funding Total</b>		<b>\$500,000</b>	<b>\$750,000</b>	-	-	-	<b>\$1,250,000</b>
<b>PA75200184</b>	<b>AMERICANS WITH DISABILITIES MODIFICATIONS</b>						
Construct upgrades and renovations to park facilities to comply with the Americans with Disabilities Act (ADA).							
		<b>Function: General Park Development</b>					
		<b>Strategic Plan: Infrastructure</b>					
		<b>District: Citywide</b>					
Construction		68,097	-	-	-	-	68,097
<b>Project Total</b>		<b>\$68,097</b>	-	-	-	-	<b>\$68,097</b>
2006 Parks and Open Spaces Bonds		68,097	-	-	-	-	68,097
<b>Funding Total</b>		<b>\$68,097</b>	-	-	-	-	<b>\$68,097</b>
<b>PA75200185</b>	<b>GENERAL PARK DEVELOPMENT</b>						
Construct park development projects as needs are identified.							
		<b>Function: General Park Development</b>					
		<b>Strategic Plan: Infrastructure</b>					
		<b>District: Citywide</b>					
Construction		6,856,962	975,000	-	-	-	7,831,962
<b>Project Total</b>		<b>\$6,856,962</b>	<b>\$975,000</b>	-	-	-	<b>\$7,831,962</b>
PPPI 40% Mtn & Desert Preserves		2,790,000	500,000	-	-	-	3,290,000
Parks Land Sale Proceeds		2,426,911	-	-	-	-	2,426,911
Parks Capital Gifts		162,051	-	-	-	-	162,051
Parks & Preserves Initiative Revenue		1,478,000	475,000	-	-	-	1,953,000
<b>Funding Total</b>		<b>\$6,856,962</b>	<b>\$975,000</b>	-	-	-	<b>\$7,831,962</b>
<b>PA75200200</b>	<b>SERENO PARK</b>						
Construct improvements as identified at monopole park sites.							
		<b>Function: General Park Development</b>					
		<b>Strategic Plan: Infrastructure</b>					
		<b>District: 2</b>					
Construction		124,000	325,000	-	-	-	449,000
<b>Project Total</b>		<b>\$124,000</b>	<b>\$325,000</b>	-	-	-	<b>\$449,000</b>
Parks Monopole Sites		124,000	-	-	-	-	124,000
Parks & Preserves Initiative Revenue		-	325,000	-	-	-	325,000
<b>Funding Total</b>		<b>\$124,000</b>	<b>\$325,000</b>	-	-	-	<b>\$449,000</b>
<b>PA75200203</b>	<b>CAMP COLLEY</b>						
Construct cabin improvements at Camp Colley.							
		<b>Function: General Park Development</b>					
		<b>Strategic Plan: Infrastructure</b>					
		<b>District: Citywide</b>					
Construction		250,000	-	-	-	-	250,000
<b>Project Total</b>		<b>\$250,000</b>	-	-	-	-	<b>\$250,000</b>
Parks & Preserves Initiative Revenue		250,000	-	-	-	-	250,000
<b>Funding Total</b>		<b>\$250,000</b>	-	-	-	-	<b>\$250,000</b>

2014-2019 CAPITAL IMPROVEMENT PROGRAM

**Parks, Recreation and Mountain Preserves**

<i>Project No.</i>	<i>Project Title</i>	<i>2014-15</i>	<i>2015-16</i>	<i>2016-17</i>	<i>2017-18</i>	<i>2018-19</i>	<i>Total</i>
<b>PA75200214</b>	<b>MARYVALE PARK IMPROVEMENTS</b>						
Construct park renovations to include irrigation, turf and ramadas located at 51st Avenue and Campbell Avenue.							
							<b>District: 5</b>
Construction		-	-	-	-	373,203	373,203
<b>Project Total</b>		-	-	-	-	<b>\$373,203</b>	<b>\$373,203</b>
2006 Parks and Open Spaces Bonds		-	-	-	-	373,203	373,203
<b>Funding Total</b>		-	-	-	-	<b>\$373,203</b>	<b>\$373,203</b>
<b>PA75200218</b>	<b>SUENO PARK IMPROVEMENTS</b>						
Construct minor renovations to Sueno Park located at 43rd Avenue and Encanto Boulevard.							
							<b>District: 4</b>
Construction		-	300,000	-	-	-	300,000
<b>Project Total</b>		-	<b>\$300,000</b>	-	-	-	<b>\$300,000</b>
Parks & Preserves Initiative Revenue		-	300,000	-	-	-	300,000
<b>Funding Total</b>		-	<b>\$300,000</b>	-	-	-	<b>\$300,000</b>
<b>PA75200224</b>	<b>TELEPHONE PIONEER PARK</b>						
Construct improvements to Telephone Pioneer Park located at 1946 West Morningside Drive.							
							<b>District: 1</b>
Construction		300,000	-	-	-	-	300,000
<b>Project Total</b>		<b>\$300,000</b>	-	-	-	-	<b>\$300,000</b>
2006 Parks and Open Spaces Bonds		300,000	-	-	-	-	300,000
<b>Funding Total</b>		<b>\$300,000</b>	-	-	-	-	<b>\$300,000</b>
<b>PA75200234</b>	<b>PAPAGO PARK</b>						
Construct improvements to Papago Park located at Van Buren Street and Galvin Parkway.							
							<b>District: 6</b>
Construction		700,000	-	-	-	-	700,000
<b>Project Total</b>		<b>\$700,000</b>	-	-	-	-	<b>\$700,000</b>
PPPI 40% Mtn & Desert Preserves		500,000	-	-	-	-	500,000
Parks & Preserves Initiative Revenue		200,000	-	-	-	-	200,000
<b>Funding Total</b>		<b>\$700,000</b>	-	-	-	-	<b>\$700,000</b>
<b>PA75200237</b>	<b>HAYDEN PARK RENOVATION</b>						
Construct park improvements including turf, trees and sidewalks at Hayden Park located at 7th Avenue and Broadway Road.							
							<b>District: 7</b>
Construction		450,000	-	-	-	-	450,000
<b>Project Total</b>		<b>\$450,000</b>	-	-	-	-	<b>\$450,000</b>
Parks & Preserves Initiative Revenue		450,000	-	-	-	-	450,000
<b>Funding Total</b>		<b>\$450,000</b>	-	-	-	-	<b>\$450,000</b>

2014-2019 CAPITAL IMPROVEMENT PROGRAM

**Parks, Recreation and Mountain Preserves**

<i>Project No.</i>	<i>Project Title</i>	<i>2014-15</i>	<i>2015-16</i>	<i>2016-17</i>	<i>2017-18</i>	<i>2018-19</i>	<i>Total</i>
<b>PA75200245</b>	<b>RIO SALADO OESTE</b>						
Acquire land, design and construct habitat amenities for Rio Salado Oeste.						<b>Function: General Park Development</b>	
						<b>Strategic Plan: Neighborhoods and Livability</b>	
						<b>District: 7</b>	
Land Acquisition		2,844,737	-	-	-	-	2,844,737
Design		450,756	-	-	-	-	450,756
<b>Project Total</b>		<b>\$3,295,493</b>	<b>-</b>	<b>-</b>	<b>-</b>	<b>-</b>	<b>\$3,295,493</b>
2006 Parks and Open Spaces Bonds		3,295,493	-	-	-	-	3,295,493
<b>Funding Total</b>		<b>\$3,295,493</b>	<b>-</b>	<b>-</b>	<b>-</b>	<b>-</b>	<b>\$3,295,493</b>
<b>PA75200254</b>	<b>MOUNTAIN VIEW PARK</b>						
Construct exercise course, add area lights and road edging.						<b>Function: General Park Development</b>	
						<b>Strategic Plan: Infrastructure</b>	
						<b>District: 3</b>	
Construction		300,000	1,000,000	-	-	-	1,300,000
<b>Project Total</b>		<b>\$300,000</b>	<b>\$1,000,000</b>	<b>-</b>	<b>-</b>	<b>-</b>	<b>\$1,300,000</b>
Parks & Preserves Initiative Revenue		300,000	1,000,000	-	-	-	1,300,000
<b>Funding Total</b>		<b>\$300,000</b>	<b>\$1,000,000</b>	<b>-</b>	<b>-</b>	<b>-</b>	<b>\$1,300,000</b>
<b>PA75200259</b>	<b>SOLANO PARK</b>						
Install security lights and service entrance sections.						<b>Function: General Park Development</b>	
						<b>Strategic Plan: Infrastructure</b>	
						<b>District: 5</b>	
Construction		-	350,000	-	-	-	350,000
<b>Project Total</b>		<b>-</b>	<b>\$350,000</b>	<b>-</b>	<b>-</b>	<b>-</b>	<b>\$350,000</b>
Parks & Preserves Initiative Revenue		-	350,000	-	-	-	350,000
<b>Funding Total</b>		<b>-</b>	<b>\$350,000</b>	<b>-</b>	<b>-</b>	<b>-</b>	<b>\$350,000</b>
<b>PA75200267</b>	<b>UNNAMED PARK AT 43RD AVENUE AND SWEETWATER</b>						
Develop joint park project with ASU West located adjacent to school campus.						<b>Function: General Park Development</b>	
						<b>Strategic Plan: Infrastructure</b>	
						<b>District: 1</b>	
Construction		-	-	-	-	22,537	22,537
<b>Project Total</b>		<b>-</b>	<b>-</b>	<b>-</b>	<b>-</b>	<b>\$22,537</b>	<b>\$22,537</b>
2001 Parks, Recreation & Open Space Bonds		-	-	-	-	22,537	22,537
<b>Funding Total</b>		<b>-</b>	<b>-</b>	<b>-</b>	<b>-</b>	<b>\$22,537</b>	<b>\$22,537</b>
<b>PA75200311</b>	<b>UNNAMED PARK AT 52ND STREET AND DOVE VALLEY ROAD</b>						
Develop a master plan for park development at 52nd Street and Dove Valley Road.						<b>Function: General Park Development</b>	
						<b>Strategic Plan: Infrastructure</b>	
						<b>District: 2</b>	
Design		652,174	-	-	-	-	652,174
<b>Project Total</b>		<b>\$652,174</b>	<b>-</b>	<b>-</b>	<b>-</b>	<b>-</b>	<b>\$652,174</b>
Parks Land Sale Proceeds		652,174	-	-	-	-	652,174
<b>Funding Total</b>		<b>\$652,174</b>	<b>-</b>	<b>-</b>	<b>-</b>	<b>-</b>	<b>\$652,174</b>
<b>PA75200317</b>	<b>HOPE VI PARK DEVELOPMENT</b>						
Renovate building interiors of up to five historical buildings for public recreation use.						<b>Function: General Park Development</b>	
Estimated full-year ongoing operating costs: \$1,312,000						<b>Strategic Plan: Infrastructure</b>	
						<b>District: 8</b>	
Construction		-	-	-	-	2,275,270	2,275,270
<b>Project Total</b>		<b>-</b>	<b>-</b>	<b>-</b>	<b>-</b>	<b>\$2,275,270</b>	<b>\$2,275,270</b>
2006 Parks and Open Spaces Bonds		-	-	-	-	2,275,270	2,275,270
<b>Funding Total</b>		<b>-</b>	<b>-</b>	<b>-</b>	<b>-</b>	<b>\$2,275,270</b>	<b>\$2,275,270</b>

**Parks, Recreation and Mountain Preserves**

<b>Project No.</b>	<b>Project Title</b>	<b>2014-15</b>	<b>2015-16</b>	<b>2016-17</b>	<b>2017-18</b>	<b>2018-19</b>	<b>Total</b>
<b>PA75200332</b>	<b>SKUNK CREEK ENTRY</b>						
	Construct an entry feature to the future park located at the Skunk Creek Landfill near Happy Valley Road and I-17.						
							<b>District: 1</b>
	Construction	2,300,000	-	-	-	-	2,300,000
	<b>Project Total</b>	<b>\$2,300,000</b>	<b>-</b>	<b>-</b>	<b>-</b>	<b>-</b>	<b>\$2,300,000</b>
	Parks Land Sale Proceeds	300,000	-	-	-	-	300,000
	End Use Reserve	2,000,000	-	-	-	-	2,000,000
	<b>Funding Total</b>	<b>\$2,300,000</b>	<b>-</b>	<b>-</b>	<b>-</b>	<b>-</b>	<b>\$2,300,000</b>
<b>PA75200334</b>	<b>WATER MANAGEMENT</b>						
	Modernize park facilities using high-tech water conservation equipment.						
							<b>District: Citywide</b>
	Construction	-	-	-	-	330,051	330,051
	<b>Project Total</b>	<b>-</b>	<b>-</b>	<b>-</b>	<b>-</b>	<b>\$330,051</b>	<b>\$330,051</b>
	2006 Parks and Open Spaces Bonds	-	-	-	-	330,051	330,051
	<b>Funding Total</b>	<b>-</b>	<b>-</b>	<b>-</b>	<b>-</b>	<b>\$330,051</b>	<b>\$330,051</b>
<b>PA75200335</b>	<b>CORONADO PARK</b>						
	Construct park improvements at Coronado Park located at 12th Street and Coronado Road.						
							<b>District: 7</b>
	Construction	333,000	-	-	-	1,287,000	1,620,000
	<b>Project Total</b>	<b>\$333,000</b>	<b>-</b>	<b>-</b>	<b>-</b>	<b>\$1,287,000</b>	<b>\$1,620,000</b>
	Parks & Preserves Initiative Revenue	333,000	-	-	-	-	333,000
	2006 Parks and Open Spaces Bonds	-	-	-	-	1,287,000	1,287,000
	<b>Funding Total</b>	<b>\$333,000</b>	<b>-</b>	<b>-</b>	<b>-</b>	<b>\$1,287,000</b>	<b>\$1,620,000</b>
<b>PA75200336</b>	<b>PAPAGO PARK</b>						
	Construct restrooms and ramadas, renovate office and upgrade utilities at Papago Park located at Van Buren Street and Galvin Parkway.						
							<b>District: 6</b>
	Construction	-	-	-	-	878,883	878,883
	<b>Project Total</b>	<b>-</b>	<b>-</b>	<b>-</b>	<b>-</b>	<b>\$878,883</b>	<b>\$878,883</b>
	2006 Parks and Open Spaces Bonds	-	-	-	-	878,883	878,883
	<b>Funding Total</b>	<b>-</b>	<b>-</b>	<b>-</b>	<b>-</b>	<b>\$878,883</b>	<b>\$878,883</b>
<b>PA75200337</b>	<b>PARK DEVELOPMENT AT 32ND AVENUE AND MCDOWELL</b>						
	Develop a master plan and construct a park located at 32nd Avenue and McDowell Road.						
							<b>District: 4</b>
	Construction	-	-	-	-	1,980,000	1,980,000
	<b>Project Total</b>	<b>-</b>	<b>-</b>	<b>-</b>	<b>-</b>	<b>\$1,980,000</b>	<b>\$1,980,000</b>
	2006 Parks and Open Spaces Bonds	-	-	-	-	1,980,000	1,980,000
	<b>Funding Total</b>	<b>-</b>	<b>-</b>	<b>-</b>	<b>-</b>	<b>\$1,980,000</b>	<b>\$1,980,000</b>

2014-2019 CAPITAL IMPROVEMENT PROGRAM

**Parks, Recreation and Mountain Preserves**

<i>Project No.</i>	<i>Project Title</i>	<i>2014-15</i>	<i>2015-16</i>	<i>2016-17</i>	<i>2017-18</i>	<i>2018-19</i>	<i>Total</i>
<b>PA75200341</b>	<b>CIELITO PARK</b>						
	Renovate irrigation and plant trees at Cielito Park located at 35th Avenue and Campbell Avenue.						
							<b>District: 4</b>
							<b>Function: General Park Development</b>
							<b>Strategic Plan: Infrastructure</b>
Construction		102,000	-	-	-	-	102,000
<b>Project Total</b>		<b>\$102,000</b>	<b>-</b>	<b>-</b>	<b>-</b>	<b>-</b>	<b>\$102,000</b>
Parks & Preserves Initiative Revenue		102,000	-	-	-	-	102,000
<b>Funding Total</b>		<b>\$102,000</b>	<b>-</b>	<b>-</b>	<b>-</b>	<b>-</b>	<b>\$102,000</b>
<b>PA75200349</b>	<b>SPORTS FIELDS AND LIGHTING</b>						
	Install citywide sports field lighting.						
							<b>District: Citywide</b>
							<b>Function: General Park Development</b>
							<b>Strategic Plan: Infrastructure</b>
Construction		-	-	-	-	362,620	362,620
<b>Project Total</b>		<b>-</b>	<b>-</b>	<b>-</b>	<b>-</b>	<b>\$362,620</b>	<b>\$362,620</b>
2006 Parks and Open Spaces Bonds		-	-	-	-	362,620	362,620
<b>Funding Total</b>		<b>-</b>	<b>-</b>	<b>-</b>	<b>-</b>	<b>\$362,620</b>	<b>\$362,620</b>
<b>PA75200393</b>	<b>PARK DEVELOPMENT PHOENIX PARKS AND PRESERVE INITIATIVE (PPPI)</b>						
	Provide for contingency for future park improvements and construction.						
							<b>District: Citywide</b>
							<b>Function: General Park Development</b>
							<b>Strategic Plan: Infrastructure</b>
Construction		10,843,329	7,364,141	7,000,000	7,000,000	7,000,000	39,207,470
<b>Project Total</b>		<b>\$10,843,329</b>	<b>\$7,364,141</b>	<b>\$7,000,000</b>	<b>\$7,000,000</b>	<b>\$7,000,000</b>	<b>\$39,207,470</b>
PPPI 40% Mtn & Desert Preserves		1,004,233	882,795	2,000,000	2,000,000	2,000,000	7,887,028
Parks & Preserves Initiative Revenue		9,839,096	6,481,346	5,000,000	5,000,000	5,000,000	31,320,442
<b>Funding Total</b>		<b>\$10,843,329</b>	<b>\$7,364,141</b>	<b>\$7,000,000</b>	<b>\$7,000,000</b>	<b>\$7,000,000</b>	<b>\$39,207,470</b>
<b>PA75200395</b>	<b>DEL RIO PARK</b>						
	Construct a new district park located at 9th Street South of the Rio Salado.						
							<b>District: 7 &amp; 8</b>
							<b>Function: General Park Development</b>
							<b>Strategic Plan: Infrastructure</b>
Construction		-	1,000,000	-	-	-	1,000,000
<b>Project Total</b>		<b>-</b>	<b>\$1,000,000</b>	<b>-</b>	<b>-</b>	<b>-</b>	<b>\$1,000,000</b>
Parks & Preserves Initiative Revenue		-	1,000,000	-	-	-	1,000,000
<b>Funding Total</b>		<b>-</b>	<b>\$1,000,000</b>	<b>-</b>	<b>-</b>	<b>-</b>	<b>\$1,000,000</b>
<b>PA75200398</b>	<b>PLAYGROUNDS</b>						
	Replace playground equipment.						
							<b>District: Citywide</b>
							<b>Function: General Park Development</b>
							<b>Strategic Plan: Infrastructure</b>
Construction		-	250,000	-	-	-	250,000
<b>Project Total</b>		<b>-</b>	<b>\$250,000</b>	<b>-</b>	<b>-</b>	<b>-</b>	<b>\$250,000</b>
Parks & Preserves Initiative Revenue		-	250,000	-	-	-	250,000
<b>Funding Total</b>		<b>-</b>	<b>\$250,000</b>	<b>-</b>	<b>-</b>	<b>-</b>	<b>\$250,000</b>
<b>PA75200401</b>	<b>SECURITY LIGHTS</b>						
	Install security lighting citywide.						
							<b>District: Citywide</b>
							<b>Function: General Park Development</b>
							<b>Strategic Plan: Infrastructure</b>
Construction		800,000	575,000	-	-	-	1,375,000
<b>Project Total</b>		<b>\$800,000</b>	<b>\$575,000</b>	<b>-</b>	<b>-</b>	<b>-</b>	<b>\$1,375,000</b>
Parks & Preserves Initiative Revenue		800,000	575,000	-	-	-	1,375,000
<b>Funding Total</b>		<b>\$800,000</b>	<b>\$575,000</b>	<b>-</b>	<b>-</b>	<b>-</b>	<b>\$1,375,000</b>

2014-2019 CAPITAL IMPROVEMENT PROGRAM

**Parks, Recreation and Mountain Preserves**

<i>Project No.</i>	<i>Project Title</i>	<i>2014-15</i>	<i>2015-16</i>	<i>2016-17</i>	<i>2017-18</i>	<i>2018-19</i>	<i>Total</i>
<b>PA75200412</b>	<b>FALCON PARK IMPROVEMENTS</b>						
	Renovate parking lots at Falcon Park located at 35th Avenue and Roosevelt Street.						
							<b>Function: General Park Development</b>
							<b>Strategic Plan: Infrastructure</b>
							<b>District: 7</b>
Construction		250,000	-	-	-	-	250,000
<b>Project Total</b>		<b>\$250,000</b>	<b>-</b>	<b>-</b>	<b>-</b>	<b>-</b>	<b>\$250,000</b>
Parks & Preserves Initiative Revenue		250,000	-	-	-	-	250,000
<b>Funding Total</b>		<b>\$250,000</b>	<b>-</b>	<b>-</b>	<b>-</b>	<b>-</b>	<b>\$250,000</b>
<b>PA75200415</b>	<b>ROADRUNNER PARK IMPROVEMENTS</b>						
	Replace picnic ramadas at Roadrunner Park located at 36th Street and Cactus Road.						
							<b>Function: General Park Development</b>
							<b>Strategic Plan: Infrastructure</b>
							<b>District: 3</b>
Construction		90,000	210,000	-	-	-	300,000
<b>Project Total</b>		<b>\$90,000</b>	<b>\$210,000</b>	<b>-</b>	<b>-</b>	<b>-</b>	<b>\$300,000</b>
Parks & Preserves Initiative Revenue		90,000	210,000	-	-	-	300,000
<b>Funding Total</b>		<b>\$90,000</b>	<b>\$210,000</b>	<b>-</b>	<b>-</b>	<b>-</b>	<b>\$300,000</b>
<b>PA75200418</b>	<b>SPORTS FIELDS LIGHT POLES EVALUATIONS</b>						
	Replace sports field lighting citywide.						
							<b>Function: General Park Development</b>
							<b>Strategic Plan: Infrastructure</b>
							<b>District: Citywide</b>
Construction		-	250,000	-	-	-	250,000
<b>Project Total</b>		<b>-</b>	<b>\$250,000</b>	<b>-</b>	<b>-</b>	<b>-</b>	<b>\$250,000</b>
Parks & Preserves Initiative Revenue		-	250,000	-	-	-	250,000
<b>Funding Total</b>		<b>-</b>	<b>\$250,000</b>	<b>-</b>	<b>-</b>	<b>-</b>	<b>\$250,000</b>
<b>PA75200428</b>	<b>PARKS SIGNAGE</b>						
	Replace citywide monument and regulation signs.						
							<b>Function: General Park Development</b>
							<b>Strategic Plan: Neighborhoods and Livability</b>
							<b>District: Citywide</b>
Construction		200,000	-	-	-	-	200,000
<b>Project Total</b>		<b>\$200,000</b>	<b>-</b>	<b>-</b>	<b>-</b>	<b>-</b>	<b>\$200,000</b>
Parks & Preserves Initiative Revenue		200,000	-	-	-	-	200,000
<b>Funding Total</b>		<b>\$200,000</b>	<b>-</b>	<b>-</b>	<b>-</b>	<b>-</b>	<b>\$200,000</b>
<b>PA75200432</b>	<b>HANCE PARK EXPANSION</b>						
	Implement Margaret T. Hance Park master plan located between Central Avenue and 3rd Avenue.						
							<b>Function: General Park Development</b>
							<b>Strategic Plan: Infrastructure</b>
							<b>District: 7</b>
Construction		1,378,000	-	-	-	-	1,378,000
<b>Project Total</b>		<b>\$1,378,000</b>	<b>-</b>	<b>-</b>	<b>-</b>	<b>-</b>	<b>\$1,378,000</b>
Parks & Preserves Initiative Revenue		1,378,000	-	-	-	-	1,378,000
<b>Funding Total</b>		<b>\$1,378,000</b>	<b>-</b>	<b>-</b>	<b>-</b>	<b>-</b>	<b>\$1,378,000</b>
<b>PA75200456</b>	<b>PLAYA MARGARITA PARK - NEW AMENITIES</b>						
	Replace playground equipment at Playa Margarita Park located at 36th Avenue and Roeser Road.						
							<b>Function: General Park Development</b>
							<b>Strategic Plan: Infrastructure</b>
							<b>District: 2</b>
Construction		250,000	-	-	-	-	250,000
<b>Project Total</b>		<b>\$250,000</b>	<b>-</b>	<b>-</b>	<b>-</b>	<b>-</b>	<b>\$250,000</b>
Parks & Preserves Initiative Revenue		250,000	-	-	-	-	250,000
<b>Funding Total</b>		<b>\$250,000</b>	<b>-</b>	<b>-</b>	<b>-</b>	<b>-</b>	<b>\$250,000</b>

2014-2019 CAPITAL IMPROVEMENT PROGRAM

**Parks, Recreation and Mountain Preserves**

<i>Project No.</i>	<i>Project Title</i>	<i>2014-15</i>	<i>2015-16</i>	<i>2016-17</i>	<i>2017-18</i>	<i>2018-19</i>	<i>Total</i>
<b>PA75200457</b>	<b>DEEM HILLS PHASE II - NEW AMENITIES</b>						
	Construct volleyball courts, parking lot and add open turf at Deem Hills Phase II.						
	Estimated full-year ongoing operating costs: \$71,669						
	Construction	940,460	-	-	-	-	940,460
	<b>Project Total</b>	<b>\$940,460</b>	-	-	-	-	<b>\$940,460</b>
	Impact Fee - Parks, North Gateway	940,460	-	-	-	-	940,460
	<b>Funding Total</b>	<b>\$940,460</b>	-	-	-	-	<b>\$940,460</b>
<b>PA75200459</b>	<b>SOUTHWEST PARKS</b>						
	Construct large growth-related park infrastructure in Southwest impact fee areas.						
	Construction	6,544,632	-	-	-	-	6,544,632
	<b>Project Total</b>	<b>\$6,544,632</b>	-	-	-	-	<b>\$6,544,632</b>
	Impact Fee - Parks, Southwest	4,458,442	-	-	-	-	4,458,442
	Impact Fee - Parks, Estrella Laveen	2,086,190	-	-	-	-	2,086,190
	<b>Funding Total</b>	<b>\$6,544,632</b>	-	-	-	-	<b>\$6,544,632</b>
<b>PA75200460</b>	<b>NORTH DESERT VIEW PARKS</b>						
	Construct large growth-related park infrastructure in North Desert View impact fee area.						
	Construction	2,232,080	-	-	-	-	2,232,080
	<b>Project Total</b>	<b>\$2,232,080</b>	-	-	-	-	<b>\$2,232,080</b>
	Impact Fee - Parks, Desert View	2,232,080	-	-	-	-	2,232,080
	<b>Funding Total</b>	<b>\$2,232,080</b>	-	-	-	-	<b>\$2,232,080</b>
<b>PA75200461</b>	<b>SOUTH AHWATUKEE PARKS</b>						
	Construct large growth-related park infrastructure in Ahwatukee impact fee area.						
	Construction	1,223,196	-	-	-	-	1,223,196
	<b>Project Total</b>	<b>\$1,223,196</b>	-	-	-	-	<b>\$1,223,196</b>
	Impact Fee - Parks, Ahwatukee	1,223,196	-	-	-	-	1,223,196
	<b>Funding Total</b>	<b>\$1,223,196</b>	-	-	-	-	<b>\$1,223,196</b>
<b>PA75200462</b>	<b>NORTH GATEWAY PARKS</b>						
	Construct large growth-related park infrastructure in North Gateway impact fee area.						
	Construction	3,399,249	-	-	-	-	3,399,249
	<b>Project Total</b>	<b>\$3,399,249</b>	-	-	-	-	<b>\$3,399,249</b>
	Impact Fee - Parks, North Gateway	3,399,249	-	-	-	-	3,399,249
	<b>Funding Total</b>	<b>\$3,399,249</b>	-	-	-	-	<b>\$3,399,249</b>

**Parks, Recreation and Mountain Preserves**

<i>Project No.</i>	<i>Project Title</i>	<i>2014-15</i>	<i>2015-16</i>	<i>2016-17</i>	<i>2017-18</i>	<i>2018-19</i>	<i>Total</i>
<b>PA75200463</b>	<b>PHOENIX MOUNTAIN PRESERVE ROADWAYS AND PARKING LOTS</b>						
	Construct parking lots and roads and replace waterline in the Phoenix Mountain Preserve.						
							<b>District: 6</b>
	Construction	1,000,000	-	-	-	-	1,000,000
	<b>Project Total</b>	<b>\$1,000,000</b>	-	-	-	-	<b>\$1,000,000</b>
	PPPI 40% Mtn & Desert Preserves	1,000,000	-	-	-	-	1,000,000
	<b>Funding Total</b>	<b>\$1,000,000</b>	-	-	-	-	<b>\$1,000,000</b>
<b>PA75200464</b>	<b>MOON VALLEY TENNIS COURTS</b>						
	Resurface tennis courts.						
							<b>District: 3</b>
	Construction	45,000	-	-	-	-	45,000
	<b>Project Total</b>	<b>\$45,000</b>	-	-	-	-	<b>\$45,000</b>
	Parks & Preserves Initiative Revenue	45,000	-	-	-	-	45,000
	<b>Funding Total</b>	<b>\$45,000</b>	-	-	-	-	<b>\$45,000</b>
<b>PA75200465</b>	<b>PALMA PARK PARKING LOT REPAIRS</b>						
	Repair Palma Park parking lot.						
							<b>District: 3</b>
	Construction	400,000	-	-	-	-	400,000
	<b>Project Total</b>	<b>\$400,000</b>	-	-	-	-	<b>\$400,000</b>
	Parks & Preserves Initiative Revenue	400,000	-	-	-	-	400,000
	<b>Funding Total</b>	<b>\$400,000</b>	-	-	-	-	<b>\$400,000</b>
<b>PA75230003</b>	<b>CESAR CHAVEZ COMMUNITY CENTER</b>						
	Develop plan for future community center at Chavez Park located at 35th Avenue and Baseline Road.						
	Estimated full-year ongoing operating costs: \$54,446						<b>District: 7</b>
	Construction	3,650,000	-	-	-	-	3,650,000
	<b>Project Total</b>	<b>\$3,650,000</b>	-	-	-	-	<b>\$3,650,000</b>
	Impact Fee - Parks, Southwest	3,650,000	-	-	-	-	3,650,000
	<b>Funding Total</b>	<b>\$3,650,000</b>	-	-	-	-	<b>\$3,650,000</b>
<b>PA75100164</b>	<b>INFRASTRUCTURE FINANCE PLAN UPDATE: PARKS</b>						
	Provide for administrative costs for Infrastructure Financing Plan Parks development impact fee area.						
							<b>District: Citywide</b>
	Construction	20,200	-	-	-	-	20,200
	<b>Project Total</b>	<b>\$20,200</b>	-	-	-	-	<b>\$20,200</b>
	Impact Fee - Parks, North Gateway	7,800	-	-	-	-	7,800
	Impact Fee - Parks, Estrella Laveen	6,700	-	-	-	-	6,700
	Impact Fee - Parks, Desert View	5,500	-	-	-	-	5,500
	Impact Fee - Parks, Ahwatukee	200	-	-	-	-	200
	<b>Funding Total</b>	<b>\$20,200</b>	-	-	-	-	<b>\$20,200</b>

2014-2019 CAPITAL IMPROVEMENT PROGRAM

**Parks, Recreation and Mountain Preserves**

<i>Project No.</i>	<i>Project Title</i>	<i>2014-15</i>	<i>2015-16</i>	<i>2016-17</i>	<i>2017-18</i>	<i>2018-19</i>	<i>Total</i>
<b>PA75100026</b>	<b>PARK ACQUISITION</b>						
Develop future park sites citywide.							
<b>Function: Park Land Acquisition</b>							
<b>Strategic Plan: Infrastructure</b>							
<b>District: Citywide</b>							
Land Acquisition		42,750	-	-	-	-	42,750
Construction		-	-	-	-	1,413,938	1,413,938
<b>Project Total</b>		<b>\$42,750</b>	<b>-</b>	<b>-</b>	<b>-</b>	<b>\$1,413,938</b>	<b>\$1,456,688</b>
Parks Land Sale Proceeds		42,750	-	-	-	-	42,750
2001 Parks, Recreation & Open Space Bonds		-	-	-	-	1,413,938	1,413,938
<b>Funding Total</b>		<b>\$42,750</b>	<b>-</b>	<b>-</b>	<b>-</b>	<b>\$1,413,938</b>	<b>\$1,456,688</b>
<b>PA75100153</b>	<b>PHOENIX PARKS AND PRESERVES INITIATIVE (PPPI) PRESERVES</b>						
Acquire and develop land for the Sonoran Preserve citywide with Phoenix Parks and Preserves Initiative (PPPI) revenue.							
<b>Function: Park Land Acquisition</b>							
<b>Strategic Plan: Neighborhoods and Livability</b>							
<b>District: Citywide</b>							
Land Acquisition		6,802,573	-	-	-	-	6,802,573
Construction		3,749,971	8,950,325	-	-	-	12,700,296
<b>Project Total</b>		<b>\$10,552,544</b>	<b>\$8,950,325</b>	<b>-</b>	<b>-</b>	<b>-</b>	<b>\$19,502,869</b>
PPPI 40% Mtn & Desert Preserves		10,552,544	8,950,325	-	-	-	19,502,869
<b>Funding Total</b>		<b>\$10,552,544</b>	<b>\$8,950,325</b>	<b>-</b>	<b>-</b>	<b>-</b>	<b>\$19,502,869</b>
<b>PA75100165</b>	<b>PROTECTION OF SONORAN PRESERVE EDGE</b>						
Construct barriers at Sonoran Preserve to preserve paths from public traffic.							
<b>Function: Park Land Acquisition</b>							
<b>Strategic Plan: Neighborhoods and Livability</b>							
<b>District: 1 &amp; 2</b>							
Construction		500,000	-	-	-	-	500,000
<b>Project Total</b>		<b>\$500,000</b>	<b>-</b>	<b>-</b>	<b>-</b>	<b>-</b>	<b>\$500,000</b>
PPPI 40% Mtn & Desert Preserves		500,000	-	-	-	-	500,000
<b>Funding Total</b>		<b>\$500,000</b>	<b>-</b>	<b>-</b>	<b>-</b>	<b>-</b>	<b>\$500,000</b>
<b>PA75300029</b>	<b>PHOENIX CENTER FOR THE COMMUNITY ARTS</b>						
Renovate and construct ADA improvements at the Phoenix Center for the Community Arts at 1202 North 3rd Street.							
Estimated full-year ongoing operating costs: \$2,062,236							
<b>Function: Specialty Areas</b>							
<b>Strategic Plan: Neighborhoods and Livability</b>							
<b>District: 1</b>							
Construction		-	-	-	-	5,505,350	5,505,350
<b>Project Total</b>		<b>-</b>	<b>-</b>	<b>-</b>	<b>-</b>	<b>\$5,505,350</b>	<b>\$5,505,350</b>
2006 Libraries, Youth, Senior & Cultural Facilities Bonds		-	-	-	-	5,505,350	5,505,350
<b>Funding Total</b>		<b>-</b>	<b>-</b>	<b>-</b>	<b>-</b>	<b>\$5,505,350</b>	<b>\$5,505,350</b>
<b>PA75300045</b>	<b>FALCON POOL RENOVATION</b>						
Renovate pool and conduct minor repairs for ADA compliance.							
<b>Function: Specialty Areas</b>							
<b>Strategic Plan: Neighborhoods and Livability</b>							
<b>District: 8</b>							
Construction		6,500	46,667	-	-	-	53,167
<b>Project Total</b>		<b>\$6,500</b>	<b>\$46,667</b>	<b>-</b>	<b>-</b>	<b>-</b>	<b>\$53,167</b>
Parks & Preserves Initiative Revenue		-	46,667	-	-	-	46,667
2006 Parks and Open Spaces Bonds		6,500	-	-	-	-	6,500
<b>Funding Total</b>		<b>\$6,500</b>	<b>\$46,667</b>	<b>-</b>	<b>-</b>	<b>-</b>	<b>\$53,167</b>

2014-2019 CAPITAL IMPROVEMENT PROGRAM

**Parks, Recreation and Mountain Preserves**

<i>Project No.</i>	<i>Project Title</i>	<i>2014-15</i>	<i>2015-16</i>	<i>2016-17</i>	<i>2017-18</i>	<i>2018-19</i>	<i>Total</i>
<b>PA75300047</b>	<b>ROADRUNNER POOL RENOVATION</b>						
	Renovate Roadrunner Pool located at 36th Street and Cactus Road.						
Function: Specialty Areas							
Strategic Plan: Neighborhoods and Livability							
District: 8							
Construction		6,500	-	-	-	-	6,500
<b>Project Total</b>		<b>\$6,500</b>	<b>-</b>	<b>-</b>	<b>-</b>	<b>-</b>	<b>\$6,500</b>
2006 Parks and Open Spaces Bonds		6,500	-	-	-	-	6,500
<b>Funding Total</b>		<b>\$6,500</b>	<b>-</b>	<b>-</b>	<b>-</b>	<b>-</b>	<b>\$6,500</b>
<b>PA75300048</b>	<b>SUNNYSLOPE POOL RENOVATION</b>						
	Renovate Sunnyslope Pool located at 3rd Avenue and Dunlap Avenue.						
Function: Specialty Areas							
Strategic Plan: Neighborhoods and Livability							
District: 3							
Construction		13,000	46,667	-	-	-	59,667
<b>Project Total</b>		<b>\$13,000</b>	<b>\$46,667</b>	<b>-</b>	<b>-</b>	<b>-</b>	<b>\$59,667</b>
Parks & Preserves Initiative Revenue		-	46,667	-	-	-	46,667
2006 Parks and Open Spaces Bonds		13,000	-	-	-	-	13,000
<b>Funding Total</b>		<b>\$13,000</b>	<b>\$46,667</b>	<b>-</b>	<b>-</b>	<b>-</b>	<b>\$59,667</b>
<b>PA75300056</b>	<b>ENCANTO POOL RENOVATION</b>						
	Renovate Encanto Pool located at 15th Avenue and Encanto Boulevard.						
Function: Specialty Areas							
Strategic Plan: Neighborhoods and Livability							
District: 4							
Construction		6,500	-	-	-	-	6,500
<b>Project Total</b>		<b>\$6,500</b>	<b>-</b>	<b>-</b>	<b>-</b>	<b>-</b>	<b>\$6,500</b>
2006 Parks and Open Spaces Bonds		6,500	-	-	-	-	6,500
<b>Funding Total</b>		<b>\$6,500</b>	<b>-</b>	<b>-</b>	<b>-</b>	<b>-</b>	<b>\$6,500</b>
<b>PA75300060</b>	<b>HERMOSO POOL RENOVATION</b>						
	Renovate and conduct minor repairs for ADA compliance.						
Function: Specialty Areas							
Strategic Plan: Neighborhoods and Livability							
District: 8							
Construction		13,000	46,667	-	-	-	59,667
<b>Project Total</b>		<b>\$13,000</b>	<b>\$46,667</b>	<b>-</b>	<b>-</b>	<b>-</b>	<b>\$59,667</b>
Parks & Preserves Initiative Revenue		-	46,667	-	-	-	46,667
2006 Parks and Open Spaces Bonds		13,000	-	-	-	-	13,000
<b>Funding Total</b>		<b>\$13,000</b>	<b>\$46,667</b>	<b>-</b>	<b>-</b>	<b>-</b>	<b>\$59,667</b>
<b>PA75300062</b>	<b>MADISON POOL RENOVATION</b>						
	Renovate Madison Pool located at 14th Street and Glenrosa Avenue.						
Function: Specialty Areas							
Strategic Plan: Neighborhoods and Livability							
District: 4							
Construction		6,500	-	-	-	-	6,500
<b>Project Total</b>		<b>\$6,500</b>	<b>-</b>	<b>-</b>	<b>-</b>	<b>-</b>	<b>\$6,500</b>
2006 Parks and Open Spaces Bonds		6,500	-	-	-	-	6,500
<b>Funding Total</b>		<b>\$6,500</b>	<b>-</b>	<b>-</b>	<b>-</b>	<b>-</b>	<b>\$6,500</b>
<b>PA75300063</b>	<b>MARIVUE POOL RENOVATION</b>						
	Renovate Marivue Pool located at 56th Avenue and Osborn Road.						
Function: Specialty Areas							
Strategic Plan: Neighborhoods and Livability							
District: 4							
Construction		40,000	-	-	-	-	40,000
<b>Project Total</b>		<b>\$40,000</b>	<b>-</b>	<b>-</b>	<b>-</b>	<b>-</b>	<b>\$40,000</b>
Parks & Preserves Initiative Revenue		40,000	-	-	-	-	40,000
<b>Funding Total</b>		<b>\$40,000</b>	<b>-</b>	<b>-</b>	<b>-</b>	<b>-</b>	<b>\$40,000</b>

2014-2019 CAPITAL IMPROVEMENT PROGRAM

**Parks, Recreation and Mountain Preserves**

Project No.	Project Title	2014-15	2015-16	2016-17	2017-18	2018-19	Total
<b>PA75300064</b>	<b>MOUNTAIN VIEW POOL RENOVATION</b>						
Renovate Mountain View Pool located at 9th Street and Grovers Avenue.							
						<b>Function: Specialty Areas</b>	
						<b>Strategic Plan: Neighborhoods and Livability</b>	
						<b>District: 2</b>	
Construction		3,500	46,667	-	-	-	50,167
<b>Project Total</b>		<b>\$3,500</b>	<b>\$46,667</b>	-	-	-	<b>\$50,167</b>
Parks & Preserves Initiative Revenue		-	46,667	-	-	-	46,667
2006 Parks and Open Spaces Bonds		3,500	-	-	-	-	3,500
<b>Funding Total</b>		<b>\$3,500</b>	<b>\$46,667</b>	-	-	-	<b>\$50,167</b>
<b>PA75300065</b>	<b>PERRY POOL RENOVATION</b>						
Renovate Perry Pool located at 32nd Street and Windsor Avenue.							
						<b>Function: Specialty Areas</b>	
						<b>Strategic Plan: Neighborhoods and Livability</b>	
						<b>District: 8</b>	
Construction		6,500	-	-	-	-	6,500
<b>Project Total</b>		<b>\$6,500</b>	-	-	-	-	<b>\$6,500</b>
2006 Parks and Open Spaces Bonds		6,500	-	-	-	-	6,500
<b>Funding Total</b>		<b>\$6,500</b>	-	-	-	-	<b>\$6,500</b>
<b>PA75300067</b>	<b>UNIVERSITY POOL RENOVATION</b>						
Renovate University Pool located at 11th Avenue and Van Buren Street.							
						<b>Function: Specialty Areas</b>	
						<b>Strategic Plan: Neighborhoods and Livability</b>	
						<b>District: 7</b>	
Construction		10,000	46,667	-	-	-	56,667
<b>Project Total</b>		<b>\$10,000</b>	<b>\$46,667</b>	-	-	-	<b>\$56,667</b>
Parks & Preserves Initiative Revenue		-	46,667	-	-	-	46,667
2006 Parks and Open Spaces Bonds		10,000	-	-	-	-	10,000
<b>Funding Total</b>		<b>\$10,000</b>	<b>\$46,667</b>	-	-	-	<b>\$56,667</b>
<b>PA75300088</b>	<b>HERITAGE SQUARE</b>						
Renovate buildings, upgrade landscaping and irrigation systems and provide general building repairs.							
						<b>Function: Specialty Areas</b>	
						<b>Strategic Plan: Infrastructure</b>	
						<b>District: 7</b>	
Construction		-	-	-	-	376,912	376,912
<b>Project Total</b>		-	-	-	-	<b>\$376,912</b>	<b>\$376,912</b>
2006 Parks and Open Spaces Bonds		-	-	-	-	376,912	376,912
<b>Funding Total</b>		-	-	-	-	<b>\$376,912</b>	<b>\$376,912</b>
<b>PA75300094</b>	<b>LA PRADERA COMMUNITY CENTER</b>						
Construct the La Pradera community center.							
Estimated full-year ongoing operating costs: \$2,608,000							
						<b>Function: Specialty Areas</b>	
						<b>Strategic Plan: Neighborhoods and Livability</b>	
						<b>District: 5</b>	
Construction		-	-	-	-	3,172,360	3,172,360
<b>Project Total</b>		-	-	-	-	<b>\$3,172,360</b>	<b>\$3,172,360</b>
2006 Parks and Open Spaces Bonds		-	-	-	-	3,172,360	3,172,360
<b>Funding Total</b>		-	-	-	-	<b>\$3,172,360</b>	<b>\$3,172,360</b>
<b>PA75300121</b>	<b>IRRIGATION</b>						
Upgrade irrigation systems for water savings citywide.							
						<b>Function: Specialty Areas</b>	
						<b>Strategic Plan: Infrastructure</b>	
						<b>District: Citywide</b>	
Construction		300,000	300,000	-	-	-	600,000
<b>Project Total</b>		<b>\$300,000</b>	<b>\$300,000</b>	-	-	-	<b>\$600,000</b>
Parks & Preserves Initiative Revenue		300,000	300,000	-	-	-	600,000
<b>Funding Total</b>		<b>\$300,000</b>	<b>\$300,000</b>	-	-	-	<b>\$600,000</b>

**Parks, Recreation and Mountain Preserves**

<i>Project No.</i>	<i>Project Title</i>	<i>2014-15</i>	<i>2015-16</i>	<i>2016-17</i>	<i>2017-18</i>	<i>2018-19</i>	<i>Total</i>
<b>PA75300122</b>	<b>PARKING LOTS</b>						
	Renovate parking lots citywide.						
							<b>Function: Specialty Areas</b>
							<b>Strategic Plan: Infrastructure</b>
							<b>District: Citywide</b>
Construction		500,000	500,000	-	-	-	1,000,000
<b>Project Total</b>		<b>\$500,000</b>	<b>\$500,000</b>	-	-	-	<b>\$1,000,000</b>
Parks & Preserves Initiative Revenue		500,000	500,000	-	-	-	1,000,000
<b>Funding Total</b>		<b>\$500,000</b>	<b>\$500,000</b>	-	-	-	<b>\$1,000,000</b>
<b>PA75300136</b>	<b>SOUTH MOUNTAIN RANGER STATION</b>						
	Replace water drainage line at South Mountain ranger station.						
							<b>Function: Specialty Areas</b>
							<b>Strategic Plan: Infrastructure</b>
							<b>District: 7</b>
Construction		207,630	-	-	-	-	207,630
<b>Project Total</b>		<b>\$207,630</b>	-	-	-	-	<b>\$207,630</b>
PPPI 40% Mtn & Desert Preserves		207,630	-	-	-	-	207,630
<b>Funding Total</b>		<b>\$207,630</b>	-	-	-	-	<b>\$207,630</b>
<b>PA75300143</b>	<b>SOUTH MOUNTAIN TOWER ENTRY</b>						
	Complete the connectivity of the security gate at the South Mountain tower site.						
							<b>Function: Specialty Areas</b>
							<b>Strategic Plan: Neighborhoods and Livability</b>
							<b>District: 8</b>
Construction		250,000	250,000	-	-	-	500,000
<b>Project Total</b>		<b>\$250,000</b>	<b>\$250,000</b>	-	-	-	<b>\$500,000</b>
PPPI 40% Mtn & Desert Preserves		250,000	250,000	-	-	-	500,000
<b>Funding Total</b>		<b>\$250,000</b>	<b>\$250,000</b>	-	-	-	<b>\$500,000</b>
<b>PA75300146</b>	<b>DESERT DISCOVERY CENTER</b>						
	Assist in the construction of a multi-use environmental and education facility.						
							<b>Function: Specialty Areas</b>
							<b>Strategic Plan: Neighborhoods and Livability</b>
							<b>District: 1 &amp; 2</b>
Construction		1,000,000	1,000,000	-	-	-	2,000,000
<b>Project Total</b>		<b>\$1,000,000</b>	<b>\$1,000,000</b>	-	-	-	<b>\$2,000,000</b>
PPPI 40% Mtn & Desert Preserves		1,000,000	1,000,000	-	-	-	2,000,000
<b>Funding Total</b>		<b>\$1,000,000</b>	<b>\$1,000,000</b>	-	-	-	<b>\$2,000,000</b>
<b>PA75300148</b>	<b>PAPAGO ADMINISTRATIVE BUILDING</b>						
	Partner with Parks Department and Phoenix Zoo to design and construct building.						
							<b>Function: Specialty Areas</b>
							<b>Strategic Plan: Infrastructure</b>
							<b>District: 6</b>
Construction		1,200,000	-	-	-	-	1,200,000
<b>Project Total</b>		<b>\$1,200,000</b>	-	-	-	-	<b>\$1,200,000</b>
Parks & Preserves Initiative Revenue		1,200,000	-	-	-	-	1,200,000
<b>Funding Total</b>		<b>\$1,200,000</b>	-	-	-	-	<b>\$1,200,000</b>
<b>PA75300157</b>	<b>PHOENIX TENNIS CENTER</b>						
	Complete the tennis court replacement project at the Phoenix Tennis Center.						
							<b>Function: Specialty Areas</b>
							<b>Strategic Plan: Neighborhoods and Livability</b>
							<b>District: 5</b>
Construction		1,703,000	-	-	-	-	1,703,000
<b>Project Total</b>		<b>\$1,703,000</b>	-	-	-	-	<b>\$1,703,000</b>
Parks & Preserves Initiative Revenue		1,703,000	-	-	-	-	1,703,000
<b>Funding Total</b>		<b>\$1,703,000</b>	-	-	-	-	<b>\$1,703,000</b>

**Parks, Recreation and Mountain Preserves**

<i>Project No.</i>	<i>Project Title</i>	<i>2014-15</i>	<i>2015-16</i>	<i>2016-17</i>	<i>2017-18</i>	<i>2018-19</i>	<i>Total</i>
<b>PA75300176</b>	<b>PIERCE POOL AND ADA RENOVATIONS</b>						
	Renovate and conduct minor repairs for ADA compliance.						
	Construction	6,500	-	-	-	-	6,500
	<b>Project Total</b>	<b>\$6,500</b>	-	-	-	-	<b>\$6,500</b>
	2006 Parks and Open Spaces Bonds	6,500	-	-	-	-	6,500
	<b>Funding Total</b>	<b>\$6,500</b>	-	-	-	-	<b>\$6,500</b>
<b>PA75300178</b>	<b>STARLIGHT POOL AND ADA RENOVATIONS</b>						
	Renovate and conduct minor repairs for ADA compliance.						
	Construction	46,500	-	-	-	-	46,500
	<b>Project Total</b>	<b>\$46,500</b>	-	-	-	-	<b>\$46,500</b>
	Parks & Preserves Initiative Revenue	40,000	-	-	-	-	40,000
	2006 Parks and Open Spaces Bonds	6,500	-	-	-	-	6,500
	<b>Funding Total</b>	<b>\$46,500</b>	-	-	-	-	<b>\$46,500</b>
<b>PA75300181</b>	<b>LAVEEN AREA CONVEYANCE CHANNEL</b>						
	Repair irrigation system and turf along the Laveen Area Conveyance Channel from 43rd Avenue and Southern Avenue to 75th Avenue and Baseline Road.						
	Construction	250,000	250,000	-	-	-	500,000
	<b>Project Total</b>	<b>\$250,000</b>	<b>\$250,000</b>	-	-	-	<b>\$500,000</b>
	Parks & Preserves Initiative Revenue	250,000	250,000	-	-	-	500,000
	<b>Funding Total</b>	<b>\$250,000</b>	<b>\$250,000</b>	-	-	-	<b>\$500,000</b>
<b>PA75300191</b>	<b>WASHINGTON POOL RENOVATIONS</b>						
	Complete ADA compliant renovations.						
	Construction	46,500	-	-	-	-	46,500
	<b>Project Total</b>	<b>\$46,500</b>	-	-	-	-	<b>\$46,500</b>
	Parks & Preserves Initiative Revenue	40,000	-	-	-	-	40,000
	2006 Parks and Open Spaces Bonds	6,500	-	-	-	-	6,500
	<b>Funding Total</b>	<b>\$46,500</b>	-	-	-	-	<b>\$46,500</b>
<b>PA75300192</b>	<b>MARYVALE POOL RENOVATION</b>						
	Complete ADA compliant renovations.						
	Construction	53,000	-	-	-	-	53,000
	<b>Project Total</b>	<b>\$53,000</b>	-	-	-	-	<b>\$53,000</b>
	Parks & Preserves Initiative Revenue	40,000	-	-	-	-	40,000
	2006 Parks and Open Spaces Bonds	13,000	-	-	-	-	13,000
	<b>Funding Total</b>	<b>\$53,000</b>	-	-	-	-	<b>\$53,000</b>

**Parks, Recreation and Mountain Preserves**

<i>Project No.</i>	<i>Project Title</i>	<i>2014-15</i>	<i>2015-16</i>	<i>2016-17</i>	<i>2017-18</i>	<i>2018-19</i>	<i>Total</i>
<b>PA75300193</b>	<b>HOLIDAY POOL RENOVATIONS</b>						
Complete ADA renovations including addition of chair lifts, railings and ramps.							
							<b>Function: Specialty Areas</b>
							<b>Strategic Plan: Neighborhoods and Livability</b>
							<b>District: 5</b>
Construction		6,500	-	-	-	-	6,500
<b>Project Total</b>		<b>\$6,500</b>	-	-	-	-	<b>\$6,500</b>
2006 Parks and Open Spaces Bonds		6,500	-	-	-	-	6,500
<b>Funding Total</b>		<b>\$6,500</b>	-	-	-	-	<b>\$6,500</b>
<b>PA75300194</b>	<b>ARIZONA SCIENCE CENTER</b>						
Purchase and install new chiller for the HVAC system at the Arizona Science Center.							
							<b>Function: Specialty Areas</b>
							<b>Strategic Plan: Infrastructure</b>
							<b>District: 3</b>
Construction		88,000	-	-	-	-	88,000
<b>Project Total</b>		<b>\$88,000</b>	-	-	-	-	<b>\$88,000</b>
Parks & Preserves Initiative Revenue		88,000	-	-	-	-	88,000
<b>Funding Total</b>		<b>\$88,000</b>	-	-	-	-	<b>\$88,000</b>
<b>PA75300195</b>	<b>SOUTH MOUNTAIN RAMADAS</b>						
Renovate ramadas at South Mountain park.							
							<b>Function: Specialty Areas</b>
							<b>Strategic Plan: Infrastructure</b>
							<b>District: 8</b>
Construction		250,000	250,000	-	-	-	500,000
<b>Project Total</b>		<b>\$250,000</b>	<b>\$250,000</b>	-	-	-	<b>\$500,000</b>
PPPI 40% Mtn & Desert Preserves		250,000	250,000	-	-	-	500,000
<b>Funding Total</b>		<b>\$250,000</b>	<b>\$250,000</b>	-	-	-	<b>\$500,000</b>
<b>PA75300196</b>	<b>CENTRAL CITY YARD</b>						
Design and build a new maintenance yard.							
							<b>Function: Specialty Areas</b>
							<b>Strategic Plan: Infrastructure</b>
							<b>District: 4</b>
Construction		-	2,000,000	-	-	-	2,000,000
<b>Project Total</b>		-	<b>\$2,000,000</b>	-	-	-	<b>\$2,000,000</b>
Parks & Preserves Initiative Revenue		-	2,000,000	-	-	-	2,000,000
<b>Funding Total</b>		-	<b>\$2,000,000</b>	-	-	-	<b>\$2,000,000</b>
<b>PA75300197</b>	<b>NORTH MOUNTAIN PARK AND ENVIRONMENTAL CENTER ROADS AND PARKING LOTS</b>						
Overlay roads and parking lots and upgrade infrastructure at North Mountain Park.							
							<b>Function: Specialty Areas</b>
							<b>Strategic Plan: Infrastructure</b>
							<b>District: 3</b>
Construction		500,000	-	-	-	-	500,000
<b>Project Total</b>		<b>\$500,000</b>	-	-	-	-	<b>\$500,000</b>
PPPI 40% Mtn & Desert Preserves		500,000	-	-	-	-	500,000
<b>Funding Total</b>		<b>\$500,000</b>	-	-	-	-	<b>\$500,000</b>
<b>PA75300198</b>	<b>GREENWAY YARD</b>						
Remove existing structure to provide for additional staff from Cortez Yard in the Natural Resources Division.							
							<b>Function: Specialty Areas</b>
							<b>Strategic Plan: Infrastructure</b>
							<b>District: 3</b>
Construction		750,000	-	-	-	-	750,000
<b>Project Total</b>		<b>\$750,000</b>	-	-	-	-	<b>\$750,000</b>
Parks & Preserves Initiative Revenue		750,000	-	-	-	-	750,000
<b>Funding Total</b>		<b>\$750,000</b>	-	-	-	-	<b>\$750,000</b>

**Parks, Recreation and Mountain Preserves**

<i>Project No.</i>	<i>Project Title</i>	<i>2014-15</i>	<i>2015-16</i>	<i>2016-17</i>	<i>2017-18</i>	<i>2018-19</i>	<i>Total</i>
<b>PA75300199</b>	<b>DAVID C. URIBE POOL RENOVATIONS</b>						
Complete ADA compliant renovations.							
						<b>Function: Specialty Areas</b>	
						<b>Strategic Plan: Neighborhoods and Livability</b>	
						<b>District: 1</b>	
Construction		40,000	-	-	-	-	40,000
<b>Project Total</b>		<b>\$40,000</b>	-	-	-	-	<b>\$40,000</b>
Parks & Preserves Initiative Revenue		40,000	-	-	-	-	40,000
<b>Funding Total</b>		<b>\$40,000</b>	-	-	-	-	<b>\$40,000</b>
<b>PA75150008</b>	<b>NEW TRAILS</b>						
Construct new trails citywide.							
						<b>Function: Trails</b>	
						<b>Strategic Plan: Neighborhoods and Livability</b>	
						<b>District: Citywide</b>	
Construction		376,421	-	-	-	391,864	768,285
<b>Project Total</b>		<b>\$376,421</b>	-	-	-	<b>\$391,864</b>	<b>\$768,285</b>
PPPI 40% Mtn & Desert Preserves		300,000	-	-	-	-	300,000
Impact Fee - Open Space, Northern		76,421	-	-	-	-	76,421
2006 Parks and Open Spaces Bonds		-	-	-	-	364,784	364,784
2001 Parks, Recreation & Open Space Bonds		-	-	-	-	27,080	27,080
<b>Funding Total</b>		<b>\$376,421</b>	-	-	-	<b>\$391,864</b>	<b>\$768,285</b>
<b>PA75150040</b>	<b>PHOENIX MOUNTAIN PRESERVE TRAIL SIGNING AND CLOSURE</b>						
Construct signage for new trails and demolish spider trails in the Phoenix Mountain Preserves.							
						<b>Function: Trails</b>	
						<b>Strategic Plan: Neighborhoods and Livability</b>	
						<b>District: 6</b>	
Construction		-	-	-	-	370,750	370,750
<b>Project Total</b>		-	-	-	-	<b>\$370,750</b>	<b>\$370,750</b>
1988 Parks and Recreational Facilities Bonds		-	-	-	-	370,750	370,750
<b>Funding Total</b>		-	-	-	-	<b>\$370,750</b>	<b>\$370,750</b>
<b>PA75150045</b>	<b>SOUTH MOUNTAIN 620 TRAILHEAD</b>						
Complete construction of South Mountain 620 trailhead to provide trail access.							
						<b>Function: Trails</b>	
						<b>Strategic Plan: Neighborhoods and Livability</b>	
						<b>District: 6</b>	
Construction		17,815	-	-	-	-	17,815
<b>Project Total</b>		<b>\$17,815</b>	-	-	-	-	<b>\$17,815</b>
Parks Land Sale Proceeds		17,815	-	-	-	-	17,815
<b>Funding Total</b>		<b>\$17,815</b>	-	-	-	-	<b>\$17,815</b>
<b>PA75150046</b>	<b>TRAILHEAD AT CAREFREE HIGHWAY</b>						
Construct trailhead including restrooms and a maintenance shed located at 7th Avenue and Carefree Highway.							
						<b>Function: Trails</b>	
						<b>Strategic Plan: Neighborhoods and Livability</b>	
						<b>District: 1</b>	
Construction		2,282,500	-	-	-	-	2,282,500
<b>Project Total</b>		<b>\$2,282,500</b>	-	-	-	-	<b>\$2,282,500</b>
Impact Fee - Parks, Desert View		2,282,500	-	-	-	-	2,282,500
<b>Funding Total</b>		<b>\$2,282,500</b>	-	-	-	-	<b>\$2,282,500</b>

2014-2019 CAPITAL IMPROVEMENT PROGRAM

**Parks, Recreation and Mountain Preserves**

<i>Project No.</i>	<i>Project Title</i>	<i>2014-15</i>	<i>2015-16</i>	<i>2016-17</i>	<i>2017-18</i>	<i>2018-19</i>	<i>Total</i>
<b>PA75150049</b>	<b>SPIDER TRAILS REVEGETATION</b>						
Construct revegetation of spider trails.							
<b>Function: Trails</b>							
<b>Strategic Plan: Neighborhoods and Livability</b>							
<b>District: Citywide</b>							
Construction		700,000	-	-	-	-	700,000
<b>Project Total</b>		<b>\$700,000</b>	-	-	-	-	<b>\$700,000</b>
PPPI 40% Mtn & Desert Preserves		700,000	-	-	-	-	700,000
<b>Funding Total</b>		<b>\$700,000</b>	-	-	-	-	<b>\$700,000</b>
<b>PA75150050</b>	<b>SONORAN TRAILHEAD RESTROOM</b>						
Construct trailhead restroom.							
<b>Function: Trails</b>							
<b>Strategic Plan: Neighborhoods and Livability</b>							
<b>District: 1</b>							
Construction		297,000	-	-	-	-	297,000
<b>Project Total</b>		<b>\$297,000</b>	-	-	-	-	<b>\$297,000</b>
Impact Fee - Parks, North Gateway		297,000	-	-	-	-	297,000
<b>Funding Total</b>		<b>\$297,000</b>	-	-	-	-	<b>\$297,000</b>
<b>AR74000008</b>	<b>RIO SALADO ENHANCEMENTS PERCENT FOR ART</b>						
Commission an artist to integrate art features for the Rio Salado project.							
<b>Function: Percent for Art</b>							
<b>Strategic Plan: Neighborhoods and Livability</b>							
<b>District: 7 &amp; 8</b>							
Construction		-	-	-	-	117,053	117,053
<b>Project Total</b>		-	-	-	-	<b>\$117,053</b>	<b>\$117,053</b>
2001 Environmental Protection & Pollution Clean-up Bonds		-	-	-	-	117,053	117,053
<b>Funding Total</b>		-	-	-	-	<b>\$117,053</b>	<b>\$117,053</b>
<b>AR74000010</b>	<b>UNNAMED PARK PERCENT FOR ART</b>						
Design and fabricate a community-based art project at the new park located at 32nd Avenue and McDowell Road.							
<b>Function: Percent for Art</b>							
<b>Strategic Plan: Neighborhoods and Livability</b>							
<b>District: 4</b>							
Construction		-	50,000	154,234	-	-	204,234
<b>Project Total</b>		-	<b>\$50,000</b>	<b>\$154,234</b>	-	-	<b>\$204,234</b>
Nonprofit Corporation Bonds - Wastewater		-	50,000	154,234	-	-	204,234
<b>Funding Total</b>		-	<b>\$50,000</b>	<b>\$154,234</b>	-	-	<b>\$204,234</b>
<b>AR74000011</b>	<b>KUBAN PARK PERCENT FOR ART</b>						
Design and fabricate a community-based art project at Kuban Park.							
<b>Function: Percent for Art</b>							
<b>Strategic Plan: Neighborhoods and Livability</b>							
<b>District: 7</b>							
Construction		21,580	-	-	-	-	21,580
<b>Project Total</b>		<b>\$21,580</b>	-	-	-	-	<b>\$21,580</b>
Nonprofit Corporation Bonds - Wastewater		21,580	-	-	-	-	21,580
<b>Funding Total</b>		<b>\$21,580</b>	-	-	-	-	<b>\$21,580</b>
<b>AR74000012</b>	<b>LA PRADERA PARK PERCENT FOR ART</b>						
Construct integrated art features for La Pradera Community Center.							
<b>Function: Percent for Art</b>							
<b>Strategic Plan: Neighborhoods and Livability</b>							
<b>District: 5</b>							
Construction		-	25,000	232,880	-	-	257,880
<b>Project Total</b>		-	<b>\$25,000</b>	<b>\$232,880</b>	-	-	<b>\$257,880</b>
Nonprofit Corporation Bonds - Wastewater		-	25,000	232,880	-	-	257,880
<b>Funding Total</b>		-	<b>\$25,000</b>	<b>\$232,880</b>	-	-	<b>\$257,880</b>

2014-2019 CAPITAL IMPROVEMENT PROGRAM

**Parks, Recreation and Mountain Preserves**

<b>Project No.</b>	<b>Project Title</b>	<b>2014-15</b>	<b>2015-16</b>	<b>2016-17</b>	<b>2017-18</b>	<b>2018-19</b>	<b>Total</b>
<b>AR74000014</b>	<b>ARTISTS' INITIATIVE V PERCENT FOR ART</b>						
	Develop and display temporary artworks along the Light Rail corridor.						
Other		46,226	-	-	-	-	46,226
<b>Project Total</b>		<b>\$46,226</b>	<b>-</b>	<b>-</b>	<b>-</b>	<b>-</b>	<b>\$46,226</b>
Nonprofit Corporation Bonds - Water		32,695	-	-	-	-	32,695
2006 Parks and Open Spaces Bonds		13,531	-	-	-	-	13,531
<b>Funding Total</b>		<b>\$46,226</b>	<b>-</b>	<b>-</b>	<b>-</b>	<b>-</b>	<b>\$46,226</b>
<b>AR74000015</b>	<b>PIONEER LIVING HERITAGE VILLAGE PERCENT FOR ART</b>						
	Develop artwork for the Pioneer Living Heritage Village.						
Construction		-	-	-	-	120,000	120,000
<b>Project Total</b>		<b>-</b>	<b>-</b>	<b>-</b>	<b>-</b>	<b>\$120,000</b>	<b>\$120,000</b>
2006 Parks and Open Spaces Bonds		-	-	-	-	118,900	118,900
2006 Libraries, Youth, Senior & Cultural Facilities Bonds		-	-	-	-	1,100	1,100
<b>Funding Total</b>		<b>-</b>	<b>-</b>	<b>-</b>	<b>-</b>	<b>\$120,000</b>	<b>\$120,000</b>

### **Phoenix Convention Center**

The \$47.1 million Phoenix Convention Center program is funded with Convention Center revenue, Sports Facilities, General and nonprofit corporation bond funds. The program includes improvements to the Phoenix Convention Center, Herberger and Orpheum Theaters, Symphony Hall, parking garages and debt service for the State of Arizona portion of Phoenix Convention Center expansion.

2014-2019 CAPITAL IMPROVEMENT PROGRAM

**Phoenix Convention Center**  
Capital Improvement Program Summary

<b>Project Summary</b>	<b>2014-15</b>	<b>2015-16</b>	<b>2016-17</b>	<b>2017-18</b>	<b>2018-19</b>	<b>Total</b>
Parking Facilities	2,446,247	1,630,000	2,220,000	1,100,000	4,100,000	11,496,247
Phoenix Convention Center	2,362,000	1,815,000	1,180,000	3,066,000	3,484,000	11,907,000
Theatres	1,060,120	1,025,000	405,000	100,000	660,000	3,250,120
Debt	20,449,000	-	-	-	-	20,449,000
<b>Total</b>	<b>\$26,317,367</b>	<b>\$4,470,000</b>	<b>\$3,805,000</b>	<b>\$4,266,000</b>	<b>\$8,244,000</b>	<b>\$47,102,367</b>
<b>Source of Funds</b>						
<u>Operating Funds</u>						
Convention Center Operating	3,790,967	2,840,000	1,585,000	3,166,000	7,044,000	18,425,967
General Funds	785,000	1,630,000	2,220,000	1,100,000	1,200,000	6,935,000
Sports Facilities	1,292,400	-	-	-	-	1,292,400
<b>Total Operating Funds</b>	<b>\$5,868,367</b>	<b>\$4,470,000</b>	<b>\$3,805,000</b>	<b>\$4,266,000</b>	<b>\$8,244,000</b>	<b>\$26,653,367</b>
<u>Bond Funds</u>						
Nonprofit Corporation Bonds - Convention Center	20,449,000	-	-	-	-	20,449,000
<b>Total Bond Funds</b>	<b>\$20,449,000</b>	<b>-</b>	<b>-</b>	<b>-</b>	<b>-</b>	<b>\$20,449,000</b>
<b>Total Sources of Funds</b>	<b>\$26,317,367</b>	<b>\$4,470,000</b>	<b>\$3,805,000</b>	<b>\$4,266,000</b>	<b>\$8,244,000</b>	<b>\$47,102,367</b>

2014-2019 CAPITAL IMPROVEMENT PROGRAM

**Phoenix Convention Center**

<b>Project No.</b>	<b>Project Title</b>	<b>2014-15</b>	<b>2015-16</b>	<b>2016-17</b>	<b>2017-18</b>	<b>2018-19</b>	<b>Total</b>
<b>CP30200018</b>	<b>EAST GARAGE PAINT EXTERIOR INSULATION AND FINISHING SYSTEM</b>						
							<b>Function: Parking Facilities</b>
	Paint the East Garage exterior insulation and finishing (EIFS) system.						<b>Strategic Plan: Economic Development and Education</b>
							<b>District: 8</b>
Construction		-	-	-	-	500,000	500,000
<b>Project Total</b>		<b>-</b>	<b>-</b>	<b>-</b>	<b>-</b>	<b>\$500,000</b>	<b>\$500,000</b>
Convention Center Revenues		-	-	-	-	500,000	500,000
<b>Funding Total</b>		<b>-</b>	<b>-</b>	<b>-</b>	<b>-</b>	<b>\$500,000</b>	<b>\$500,000</b>
<b>CP30200019</b>	<b>EAST GARAGE OFFICE MECHANICAL AIR CONDITIONING AND VARIABLE AIR VOLUME CONTROL REPLACEMENT</b>						
							<b>Function: Parking Facilities</b>
	Replace air conditioning units in the East Garage office and utility room.						<b>Strategic Plan: Economic Development and Education</b>
							<b>District: 8</b>
Construction		63,000	-	-	-	-	63,000
<b>Project Total</b>		<b>\$63,000</b>	<b>-</b>	<b>-</b>	<b>-</b>	<b>-</b>	<b>\$63,000</b>
Convention Center Revenues		63,000	-	-	-	-	63,000
<b>Funding Total</b>		<b>\$63,000</b>	<b>-</b>	<b>-</b>	<b>-</b>	<b>-</b>	<b>\$63,000</b>
<b>CP30200020</b>	<b>EAST GARAGE OFFICE SECURITY INSTALLATION</b>						
							<b>Function: Parking Facilities</b>
	Construct security improvements in the East Garage office.						<b>Strategic Plan: Economic Development and Education</b>
							<b>District: 8</b>
Construction		3,500	-	-	-	-	3,500
<b>Project Total</b>		<b>\$3,500</b>	<b>-</b>	<b>-</b>	<b>-</b>	<b>-</b>	<b>\$3,500</b>
Convention Center Revenues		3,500	-	-	-	-	3,500
<b>Funding Total</b>		<b>\$3,500</b>	<b>-</b>	<b>-</b>	<b>-</b>	<b>-</b>	<b>\$3,500</b>
<b>CP30200021</b>	<b>EAST GARAGE EXTERIOR LIGHTING</b>						
							<b>Function: Parking Facilities</b>
	Upgrade exterior lighting at the East Garage.						<b>Strategic Plan: Economic Development and Education</b>
							<b>District: 8</b>
Construction		3,000	-	-	-	-	3,000
<b>Project Total</b>		<b>\$3,000</b>	<b>-</b>	<b>-</b>	<b>-</b>	<b>-</b>	<b>\$3,000</b>
Convention Center Revenues		3,000	-	-	-	-	3,000
<b>Funding Total</b>		<b>\$3,000</b>	<b>-</b>	<b>-</b>	<b>-</b>	<b>-</b>	<b>\$3,000</b>
<b>CP30200023</b>	<b>EAST GARAGE DIRECTIONAL AND EVENT SIGNAGE</b>						
							<b>Function: Parking Facilities</b>
	Install directional and event signage at the East Garage.						<b>Strategic Plan: Economic Development and Education</b>
							<b>District: 8</b>
Construction		299,347	-	-	-	-	299,347
<b>Project Total</b>		<b>\$299,347</b>	<b>-</b>	<b>-</b>	<b>-</b>	<b>-</b>	<b>\$299,347</b>
Convention Center Revenues		299,347	-	-	-	-	299,347
<b>Funding Total</b>		<b>\$299,347</b>	<b>-</b>	<b>-</b>	<b>-</b>	<b>-</b>	<b>\$299,347</b>

**Phoenix Convention Center**

<i>Project No.</i>	<i>Project Title</i>	<i>2014-15</i>	<i>2015-16</i>	<i>2016-17</i>	<i>2017-18</i>	<i>2018-19</i>	<i>Total</i>
<b>CP30200024</b>	<b>EAST GARAGE ELEVATOR REFURBISHMENT</b>						
	Refurbish elevators to include critical mechanical parts and car interiors.						
						Function: Parking Facilities	
						Strategic Plan: Economic Development and Education	
						District: 8	
Construction		-	-	-	-	1,500,000	1,500,000
<b>Project Total</b>		<b>-</b>	<b>-</b>	<b>-</b>	<b>-</b>	<b>\$1,500,000</b>	<b>\$1,500,000</b>
Convention Center Revenues		-	-	-	-	1,500,000	1,500,000
<b>Funding Total</b>		<b>-</b>	<b>-</b>	<b>-</b>	<b>-</b>	<b>\$1,500,000</b>	<b>\$1,500,000</b>
<b>CP30200025</b>	<b>EAST GARAGE EXHAUST FAN REPLACEMENT</b>						
	Replace the East Garage exhaust fan.						
						Function: Parking Facilities	
						Strategic Plan: Economic Development and Education	
						District: 8	
Construction		-	-	-	-	200,000	200,000
<b>Project Total</b>		<b>-</b>	<b>-</b>	<b>-</b>	<b>-</b>	<b>\$200,000</b>	<b>\$200,000</b>
Convention Center Revenues		-	-	-	-	200,000	200,000
<b>Funding Total</b>		<b>-</b>	<b>-</b>	<b>-</b>	<b>-</b>	<b>\$200,000</b>	<b>\$200,000</b>
<b>CP30200026</b>	<b>EAST GARAGE INTERIOR PAINT</b>						
	Paint the East Garage interior.						
						Function: Parking Facilities	
						Strategic Plan: Economic Development and Education	
						District: 8	
Construction		-	-	-	-	450,000	450,000
<b>Project Total</b>		<b>-</b>	<b>-</b>	<b>-</b>	<b>-</b>	<b>\$450,000</b>	<b>\$450,000</b>
Convention Center Revenues		-	-	-	-	450,000	450,000
<b>Funding Total</b>		<b>-</b>	<b>-</b>	<b>-</b>	<b>-</b>	<b>\$450,000</b>	<b>\$450,000</b>
<b>CP30200027</b>	<b>EAST GARAGE LANDSCAPING</b>						
	Landscape the East Garage.						
						Function: Parking Facilities	
						Strategic Plan: Economic Development and Education	
						District: 8	
Construction		-	-	-	-	250,000	250,000
<b>Project Total</b>		<b>-</b>	<b>-</b>	<b>-</b>	<b>-</b>	<b>\$250,000</b>	<b>\$250,000</b>
Convention Center Revenues		-	-	-	-	250,000	250,000
<b>Funding Total</b>		<b>-</b>	<b>-</b>	<b>-</b>	<b>-</b>	<b>\$250,000</b>	<b>\$250,000</b>
<b>CP30300002</b>	<b>HERITAGE GARAGE FIRE ALARM SYSTEM</b>						
	Upgrade the fire alarm system at Heritage Garage.						
						Function: Parking Facilities	
						Strategic Plan: Economic Development and Education	
						District: 8	
Construction		3,500	-	-	-	-	3,500
<b>Project Total</b>		<b>\$3,500</b>	<b>-</b>	<b>-</b>	<b>-</b>	<b>-</b>	<b>\$3,500</b>
Sports Facilities		3,500	-	-	-	-	3,500
<b>Funding Total</b>		<b>\$3,500</b>	<b>-</b>	<b>-</b>	<b>-</b>	<b>-</b>	<b>\$3,500</b>
<b>CP30300006</b>	<b>HERITAGE GARAGE WEST ELEVATOR REBUILD</b>						
	Rebuild elevator cab at Heritage Garage.						
						Function: Parking Facilities	
						Strategic Plan: Economic Development and Education	
						District: 8	
Construction		50,000	-	-	-	-	50,000
<b>Project Total</b>		<b>\$50,000</b>	<b>-</b>	<b>-</b>	<b>-</b>	<b>-</b>	<b>\$50,000</b>
Sports Facilities		50,000	-	-	-	-	50,000
<b>Funding Total</b>		<b>\$50,000</b>	<b>-</b>	<b>-</b>	<b>-</b>	<b>-</b>	<b>\$50,000</b>

## Phoenix Convention Center

Project No.	Project Title	2014-15	2015-16	2016-17	2017-18	2018-19	Total
<b>CP30300010 HERITAGE GARAGE PAINT INTERIOR</b>							Function: Parking Facilities
Paint the interior of Heritage Garage.							Strategic Plan: Economic Development and Education
							District: 8
Construction		-	105,000	-	-	-	105,000
<b>Project Total</b>		<b>-</b>	<b>\$105,000</b>	<b>-</b>	<b>-</b>	<b>-</b>	<b>\$105,000</b>
General Fund		-	105,000	-	-	-	105,000
<b>Funding Total</b>		<b>-</b>	<b>\$105,000</b>	<b>-</b>	<b>-</b>	<b>-</b>	<b>\$105,000</b>
<b>CP30300015 HERITAGE GARAGE CAULKING REPLACEMENT</b>							Function: Parking Facilities
Replace caulking at Heritage Garage.							Strategic Plan: Economic Development and Education
							District: 8
Construction		750,000	-	-	-	-	750,000
<b>Project Total</b>		<b>\$750,000</b>	<b>-</b>	<b>-</b>	<b>-</b>	<b>-</b>	<b>\$750,000</b>
General Fund		750,000	-	-	-	-	750,000
<b>Funding Total</b>		<b>\$750,000</b>	<b>-</b>	<b>-</b>	<b>-</b>	<b>-</b>	<b>\$750,000</b>
<b>CP30300017 HERITAGE GARAGE SWITCH GEAR REPLACEMENT</b>							Function: Parking Facilities
Replace Heritage Garage switch gear.							Strategic Plan: Economic Development and Education
							District: 8
Construction		-	400,000	-	-	-	400,000
<b>Project Total</b>		<b>-</b>	<b>\$400,000</b>	<b>-</b>	<b>-</b>	<b>-</b>	<b>\$400,000</b>
General Fund		-	400,000	-	-	-	400,000
<b>Funding Total</b>		<b>-</b>	<b>\$400,000</b>	<b>-</b>	<b>-</b>	<b>-</b>	<b>\$400,000</b>
<b>CP30300018 HERITAGE GARAGE FIRE SPRINKLER SYSTEM UPGRADE</b>							Function: Parking Facilities
Upgrade Heritage Garage fire sprinkler system.							Strategic Plan: Economic Development and Education
							District: 8
Construction		-	800,000	-	-	-	800,000
<b>Project Total</b>		<b>-</b>	<b>\$800,000</b>	<b>-</b>	<b>-</b>	<b>-</b>	<b>\$800,000</b>
General Fund		-	800,000	-	-	-	800,000
<b>Funding Total</b>		<b>-</b>	<b>\$800,000</b>	<b>-</b>	<b>-</b>	<b>-</b>	<b>\$800,000</b>
<b>CP30300019 HERITAGE GARAGE XEROSCAPE</b>							Function: Parking Facilities
Replace landscaping at Heritage Garage.							Strategic Plan: Economic Development and Education
							District: 8
Construction		-	325,000	-	-	-	325,000
<b>Project Total</b>		<b>-</b>	<b>\$325,000</b>	<b>-</b>	<b>-</b>	<b>-</b>	<b>\$325,000</b>
General Fund		-	325,000	-	-	-	325,000
<b>Funding Total</b>		<b>-</b>	<b>\$325,000</b>	<b>-</b>	<b>-</b>	<b>-</b>	<b>\$325,000</b>
<b>CP30300020 HERITAGE GARAGE EXTERIOR SIGNAGE</b>							Function: Parking Facilities
Replace Heritage Garage exterior signage.							Strategic Plan: Economic Development and Education
							District: 8
Construction		-	-	-	150,000	-	150,000
<b>Project Total</b>		<b>-</b>	<b>-</b>	<b>-</b>	<b>\$150,000</b>	<b>-</b>	<b>\$150,000</b>
General Fund		-	-	-	150,000	-	150,000
<b>Funding Total</b>		<b>-</b>	<b>-</b>	<b>-</b>	<b>\$150,000</b>	<b>-</b>	<b>\$150,000</b>









2014-2019 CAPITAL IMPROVEMENT PROGRAM

**Phoenix Convention Center**

Project No.	Project Title	2014-15	2015-16	2016-17	2017-18	2018-19	Total
<b>CP10200014</b>	<b>EXTERIOR LED BOARD REPLACEMENT</b>						
	Replace LED panels and controls.						
							Function: Phoenix Convention Center Strategic Plan: Economic Development and Education District: 7 & 8
Construction		680,000	-	-	-	-	680,000
<b>Project Total</b>		<b>\$680,000</b>	-	-	-	-	<b>\$680,000</b>
Convention Center Revenues		680,000	-	-	-	-	680,000
<b>Funding Total</b>		<b>\$680,000</b>	-	-	-	-	<b>\$680,000</b>
<b>CP10200017</b>	<b>WEST BUILDING CARPET REPLACEMENT</b>						
	Replace West Building carpet in the Executive Conference Center and Ballroom.						
							Function: Phoenix Convention Center Strategic Plan: Economic Development and Education District: 7
Design		100,000	-	-	-	-	100,000
Construction		-	800,000	-	-	-	800,000
<b>Project Total</b>		<b>\$100,000</b>	<b>\$800,000</b>	-	-	-	<b>\$900,000</b>
Convention Center Revenues		100,000	800,000	-	-	-	900,000
<b>Funding Total</b>		<b>\$100,000</b>	<b>\$800,000</b>	-	-	-	<b>\$900,000</b>
<b>CP10200018</b>	<b>WEST AND NORTH FIRE ALARM SYSTEM</b>						
	Replace building fire alarm systems.						
							Function: Phoenix Convention Center Strategic Plan: Economic Development and Education District: 7 & 8
Design		100,000	-	-	-	-	100,000
Construction		790,000	-	-	-	-	790,000
<b>Project Total</b>		<b>\$890,000</b>	-	-	-	-	<b>\$890,000</b>
Convention Center Revenues		890,000	-	-	-	-	890,000
<b>Funding Total</b>		<b>\$890,000</b>	-	-	-	-	<b>\$890,000</b>
<b>CP10200019</b>	<b>WEST BUILDING ROOF REPLACEMENT</b>						
	Replace the West Building roof.						
							Function: Phoenix Convention Center Strategic Plan: Economic Development and Education District: 7
Construction		-	-	-	-	200,000	200,000
<b>Project Total</b>		-	-	-	-	<b>\$200,000</b>	<b>\$200,000</b>
Convention Center Revenues		-	-	-	-	200,000	200,000
<b>Funding Total</b>		-	-	-	-	<b>\$200,000</b>	<b>\$200,000</b>
<b>CP10200020</b>	<b>WEST BUILDING ROOM BUILDOUT</b>						
	Construct buildout for the West Building room for 4G Distributed Antenna System (DAS) headend.						
							Function: Phoenix Convention Center Strategic Plan: Economic Development and Education District: 7
Construction		30,000	-	-	-	-	30,000
<b>Project Total</b>		<b>\$30,000</b>	-	-	-	-	<b>\$30,000</b>
Convention Center Revenues		30,000	-	-	-	-	30,000
<b>Funding Total</b>		<b>\$30,000</b>	-	-	-	-	<b>\$30,000</b>

**Phoenix Convention Center**

<i>Project No.</i>	<i>Project Title</i>	<i>2014-15</i>	<i>2015-16</i>	<i>2016-17</i>	<i>2017-18</i>	<i>2018-19</i>	<i>Total</i>
<b>CP10400020</b>	<b>PHOENIX CONVENTION CENTER CLIENT CORE NETWORK EQUIPMENT</b>						
	Replace network core equipment, including firewalls, routers and switches at the Phoenix Convention Center.						
							<b>District: 7 &amp; 8</b>
	Equipment	300,000	-	-	-	-	300,000
	<b>Project Total</b>	<b>\$300,000</b>	-	-	-	-	<b>\$300,000</b>
	Convention Center Revenues	300,000	-	-	-	-	300,000
	<b>Funding Total</b>	<b>\$300,000</b>	-	-	-	-	<b>\$300,000</b>
<b>CP10400021</b>	<b>PHOENIX CONVENTION CENTER INTERIOR ELECTRIC SIGNAGE SYSTEM REPLACEMENT</b>						
	Replace digital media signage system at the Phoenix Convention Center.						
							<b>District: 7 &amp; 8</b>
	Construction	-	-	-	-	650,000	650,000
	<b>Project Total</b>	-	-	-	-	<b>\$650,000</b>	<b>\$650,000</b>
	Convention Center Revenues	-	-	-	-	650,000	650,000
	<b>Funding Total</b>	-	-	-	-	<b>\$650,000</b>	<b>\$650,000</b>
<b>CP10400022</b>	<b>NORTH BUILDING BUILDING AUTOMATION SYSTEM CONTROLLER REPLACEMENT</b>						
	Replace North/West Building Automation System (BAS) Continuum Network Controller.						
							<b>District: 8</b>
	Construction	332,000	-	-	-	-	332,000
	<b>Project Total</b>	<b>\$332,000</b>	-	-	-	-	<b>\$332,000</b>
	Convention Center Revenues	332,000	-	-	-	-	332,000
	<b>Funding Total</b>	<b>\$332,000</b>	-	-	-	-	<b>\$332,000</b>
<b>CP10400024</b>	<b>NORTH AND WEST BUILDING AUTOMATION SYSTEM ANDOVER HVAC/LIGHT CONTROL SYSTEM</b>						
	Construct North/West building automation system Andover heating, ventilation, and air conditioning (HVAC) and Light Controls Systems.						
							<b>District: 7 &amp; 8</b>
	Construction	-	-	-	400,000	-	400,000
	<b>Project Total</b>	-	-	-	<b>\$400,000</b>	-	<b>\$400,000</b>
	Convention Center Revenues	-	-	-	400,000	-	400,000
	<b>Funding Total</b>	-	-	-	<b>\$400,000</b>	-	<b>\$400,000</b>
<b>CP10400025</b>	<b>CLOSED CIRCUIT TELEVISION (CCTV) SYSTEM REPLACEMENT</b>						
	Create a central video storage solution for closed circuit television system.						
							<b>District: 7 &amp; 8</b>
	Construction	-	-	430,000	-	-	430,000
	<b>Project Total</b>	-	-	<b>\$430,000</b>	-	-	<b>\$430,000</b>
	Convention Center Revenues	-	-	430,000	-	-	430,000
	<b>Funding Total</b>	-	-	<b>\$430,000</b>	-	-	<b>\$430,000</b>

2014-2019 CAPITAL IMPROVEMENT PROGRAM

**Phoenix Convention Center**

<b>Project No.</b>	<b>Project Title</b>	<b>2014-15</b>	<b>2015-16</b>	<b>2016-17</b>	<b>2017-18</b>	<b>2018-19</b>	<b>Total</b>
<b>CP10400026</b>	<b>PHOENIX CONVENTION CENTER AUDIOVISUAL (AV) INFRASTRUCTURE IMPROVEMENTS</b>						
Perform study and construct improvements to lighting, video and audio control systems.							
		<b>Strategic Plan: Economic Development and Education</b>					<b>District: 7 &amp; 8</b>
Study		-	-	500,000	-	-	500,000
Construction		-	-	-	2,666,000	2,334,000	5,000,000
<b>Project Total</b>		-	-	<b>\$500,000</b>	<b>\$2,666,000</b>	<b>\$2,334,000</b>	<b>\$5,500,000</b>
Convention Center Revenues		-	-	500,000	2,666,000	2,334,000	5,500,000
<b>Funding Total</b>		-	-	<b>\$500,000</b>	<b>\$2,666,000</b>	<b>\$2,334,000</b>	<b>\$5,500,000</b>
<b>CP20100007</b>	<b>HERBERGER THEATER STAGE DIGITAL AUDIO AND SPEAKER SYSTEM UPGRADE</b>						
Upgrade the Herberger Theater Stage digital audio and speaker system.							
		<b>Strategic Plan: Economic Development and Education</b>					<b>District: 7</b>
Design		-	-	-	-	90,000	90,000
<b>Project Total</b>		-	-	-	-	<b>\$90,000</b>	<b>\$90,000</b>
Convention Center Revenues		-	-	-	-	90,000	90,000
<b>Funding Total</b>		-	-	-	-	<b>\$90,000</b>	<b>\$90,000</b>
<b>CP20100014</b>	<b>HERBERGER DIMMER RACKS CENTER STAGE</b>						
Design and replace center stage dimmer racks at Herberger Theater.							
		<b>Strategic Plan: Economic Development and Education</b>					<b>District: 7</b>
Design		-	-	-	-	70,000	70,000
<b>Project Total</b>		-	-	-	-	<b>\$70,000</b>	<b>\$70,000</b>
Convention Center Revenues		-	-	-	-	70,000	70,000
<b>Funding Total</b>		-	-	-	-	<b>\$70,000</b>	<b>\$70,000</b>
<b>CP20200008</b>	<b>ORPHEUM THEATRE CARPET</b>						
Install custom carpet at Orpheum Theatre.							
		<b>Strategic Plan: Economic Development and Education</b>					<b>District: 7</b>
Design		70,000	-	-	-	-	70,000
Construction		-	250,000	-	-	-	250,000
<b>Project Total</b>		<b>\$70,000</b>	<b>\$250,000</b>	-	-	-	<b>\$320,000</b>
Convention Center Revenues		70,000	250,000	-	-	-	320,000
<b>Funding Total</b>		<b>\$70,000</b>	<b>\$250,000</b>	-	-	-	<b>\$320,000</b>
<b>CP20200009</b>	<b>ORPHEUM THEATRE REROOF</b>						
Reroof Orpheum Theatre.							
		<b>Strategic Plan: Economic Development and Education</b>					<b>District: 7</b>
Design		22,000	-	-	-	-	22,000
Construction		675,000	25,000	-	-	-	700,000
<b>Project Total</b>		<b>\$697,000</b>	<b>\$25,000</b>	-	-	-	<b>\$722,000</b>
Convention Center Revenues		697,000	25,000	-	-	-	722,000
<b>Funding Total</b>		<b>\$697,000</b>	<b>\$25,000</b>	-	-	-	<b>\$722,000</b>


## Phoenix Convention Center

<i>Project No.</i>	<i>Project Title</i>	<i>2014-15</i>	<i>2015-16</i>	<i>2016-17</i>	<i>2017-18</i>	<i>2018-19</i>	<i>Total</i>
<b>CP20200010</b>	<b>ORPHEUM AIR HEATING, VENTILATION AND AIR CONDITIONING (HVAC)/BUILDING AUTOMATION SYSTEM (BAS)</b>						
Refurbish Orpheum Theater air handler and fan coil.							
<b>Function: Theatres</b>							
<b>Strategic Plan: Economic Development and Education</b>							
<b>District: 7</b>							
Construction		250,000	750,000	-	-	-	1,000,000
<b>Project Total</b>		<b>\$250,000</b>	<b>\$750,000</b>	-	-	-	<b>\$1,000,000</b>
Convention Center Revenues		250,000	750,000	-	-	-	1,000,000
<b>Funding Total</b>		<b>\$250,000</b>	<b>\$750,000</b>	-	-	-	<b>\$1,000,000</b>
<b>CP20200012</b>	<b>ORPHEUM THEATRE MARQUEE</b>						
Replace marquee at Orpheum Theatre.							
<b>Function: Theatres</b>							
<b>Strategic Plan: Economic Development and Education</b>							
<b>District: 7</b>							
Construction		-	-	180,000	-	-	180,000
<b>Project Total</b>		-	-	<b>\$180,000</b>	-	-	<b>\$180,000</b>
Convention Center Revenues		-	-	180,000	-	-	180,000
<b>Funding Total</b>		-	-	<b>\$180,000</b>	-	-	<b>\$180,000</b>
<b>CP20200015</b>	<b>ORPHEUM THEATRE AUDIO SYSTEM</b>						
Replace Orpheum Theater audio system.							
<b>Function: Theatres</b>							
<b>Strategic Plan: Economic Development and Education</b>							
<b>District: 7</b>							
Design		-	-	-	-	40,000	40,000
<b>Project Total</b>		-	-	-	-	<b>\$40,000</b>	<b>\$40,000</b>
Convention Center Revenues		-	-	-	-	40,000	40,000
<b>Funding Total</b>		-	-	-	-	<b>\$40,000</b>	<b>\$40,000</b>
<b>CP20200016</b>	<b>ORPHEUM THEATRE SEATS</b>						
Refurbish Orpheum Theater seating.							
<b>Function: Theatres</b>							
<b>Strategic Plan: Economic Development and Education</b>							
<b>District: 7</b>							
Design		-	-	-	-	30,000	30,000
<b>Project Total</b>		-	-	-	-	<b>\$30,000</b>	<b>\$30,000</b>
Convention Center Revenues		-	-	-	-	30,000	30,000
<b>Funding Total</b>		-	-	-	-	<b>\$30,000</b>	<b>\$30,000</b>
<b>CP20200017</b>	<b>ORPHEUM THEATRE STAGE FLOOR</b>						
Replace Orpheum Theater stage floor.							
<b>Function: Theatres</b>							
<b>Strategic Plan: Economic Development and Education</b>							
<b>District: 7</b>							
Design		-	-	-	-	30,000	30,000
<b>Project Total</b>		-	-	-	-	<b>\$30,000</b>	<b>\$30,000</b>
Convention Center Revenues		-	-	-	-	30,000	30,000
<b>Funding Total</b>		-	-	-	-	<b>\$30,000</b>	<b>\$30,000</b>
<b>CP20300009</b>	<b>SYMPHONY HALL DIMMER RACKS</b>						
Replace dimmer racks in Symphony Hall.							
<b>Function: Theatres</b>							
<b>Strategic Plan: Economic Development and Education</b>							
<b>District: 7</b>							
Construction		18,120	-	-	-	-	18,120
<b>Project Total</b>		<b>\$18,120</b>	-	-	-	-	<b>\$18,120</b>
Convention Center Revenues		18,120	-	-	-	-	18,120
<b>Funding Total</b>		<b>\$18,120</b>	-	-	-	-	<b>\$18,120</b>

2014-2019 CAPITAL IMPROVEMENT PROGRAM

**Phoenix Convention Center**

<i>Project No.</i>	<i>Project Title</i>	<i>2014-15</i>	<i>2015-16</i>	<i>2016-17</i>	<i>2017-18</i>	<i>2018-19</i>	<i>Total</i>
<b>CP20300019</b>	<b>SYMPHONY HALL CARPET REPLACEMENT</b>						
	Replace carpet at Symphony Hall.						
							<b>Function: Theatres</b>
							<b>Strategic Plan: Economic Development and Education</b>
							<b>District: 7</b>
Construction		25,000	-	-	-	-	25,000
<b>Project Total</b>		<b>\$25,000</b>	-	-	-	-	<b>\$25,000</b>
Convention Center Revenues		25,000	-	-	-	-	25,000
<b>Funding Total</b>		<b>\$25,000</b>	-	-	-	-	<b>\$25,000</b>
<b>CP20300020</b>	<b>SYMPHONY HALL AUDIO SYSTEM</b>						
	Replace audio console at Symphony Hall.						
							<b>Function: Theatres</b>
							<b>Strategic Plan: Economic Development and Education</b>
							<b>District: 7</b>
Design		-	-	-	100,000	-	100,000
Construction		-	-	-	-	400,000	400,000
<b>Project Total</b>		-	-	-	<b>\$100,000</b>	<b>\$400,000</b>	<b>\$500,000</b>
Convention Center Revenues		-	-	-	100,000	400,000	500,000
<b>Funding Total</b>		-	-	-	<b>\$100,000</b>	<b>\$400,000</b>	<b>\$500,000</b>
<b>CP20300022</b>	<b>SYMPHONY HALL TUCKPOINTING</b>						
	Repair exterior façade of Symphony Hall.						
							<b>Function: Theatres</b>
							<b>Strategic Plan: Economic Development and Education</b>
							<b>District: 7</b>
Construction		-	-	225,000	-	-	225,000
<b>Project Total</b>		-	-	<b>\$225,000</b>	-	-	<b>\$225,000</b>
Convention Center Revenues		-	-	225,000	-	-	225,000
<b>Funding Total</b>		-	-	<b>\$225,000</b>	-	-	<b>\$225,000</b>
<b>BCCPZ2005</b>	<b>DEBT SERVICE - PHOENIX CONVENTION CENTER</b>						
	Principal and interest for State of Arizona portion of Phoenix Convention Center expansion bonds series 2005B.						
							<b>Function: Debt</b>
							<b>Strategic Plan: Financial Excellence</b>
							<b>District: 8</b>
Other		20,449,000	-	-	-	-	20,449,000
<b>Project Total</b>		<b>\$20,449,000</b>	-	-	-	-	<b>\$20,449,000</b>
Convention Center Expansion Srs 2005B-ACCDF Trsfr Fund		20,449,000	-	-	-	-	20,449,000
<b>Funding Total</b>		<b>\$20,449,000</b>	-	-	-	-	<b>\$20,449,000</b>



# POLICE PROTECTION

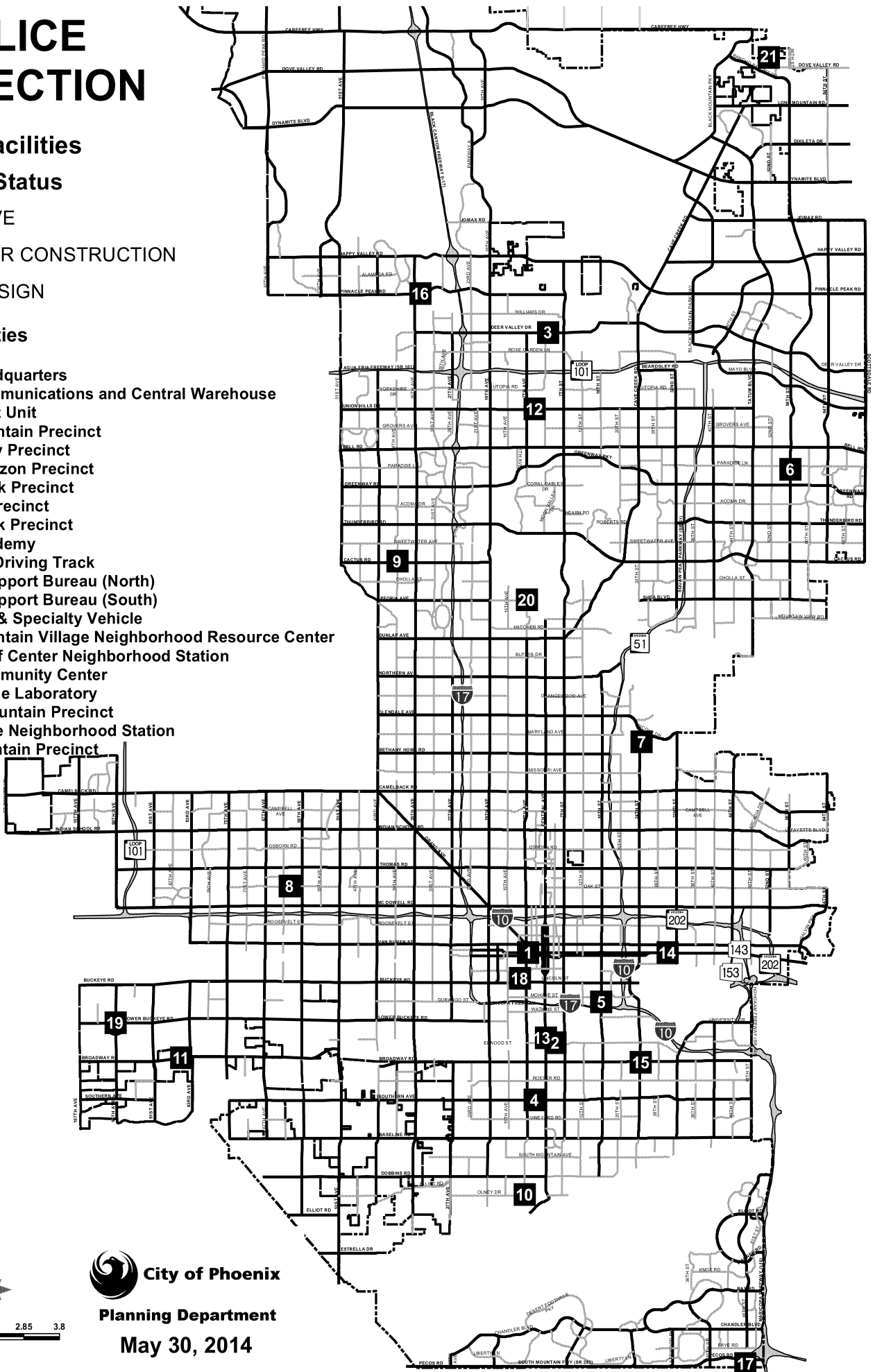
## Police Facilities

### Station Status

- ACTIVE
- UNDER CONSTRUCTION
- ▲ IN DESIGN

### Active Facilities

- 1 Police Headquarters
- 2 Police Communications and Central Warehouse
- 3 Air Support Unit
- 4 South Mountain Precinct
- 5 Central City Precinct
- 6 Desert Horizon Precinct
- 7 Squaw Peak Precinct
- 8 Maryvale Precinct
- 9 Cactus Park Precinct
- 10 Police Academy
- 11 Defensive Driving Track
- 12 Tactical Support Bureau (North)
- 13 Tactical Support Bureau (South)
- 14 MDT Shop & Specialty Vehicle
- 15 South Mountain Village Neighborhood Resource Center
- 16 Goelet Beuf Center Neighborhood Station
- 17 Pecos Community Center
- 18 Police Crime Laboratory
- 19 Estrella Mountain Precinct
- 20 Sunnyslope Neighborhood Station
- 21 Black Mountain Precinct



0 0.95 1.9 2.85 3.8  
Miles



City of Phoenix

Planning Department

May 30, 2014

## **Police Protection**

The Police Protection program totals \$26.0 million and is funded with 2001 and 2006 General Obligation Bonds, Aviation revenue and Court Award funds. General Obligation bond funded projects total approximately \$22.8 million, of which \$22.7 million is being delayed indefinitely due to property tax revenue reductions.

General Obligation Bond funded projects that are delayed indefinitely include:

- Aircraft hangar facilities at the Phoenix Deer Valley Airport
- Land acquisition for future expansion
- Various police facilities renovations

The Police program includes completion of the upgrading and replacement of the Police Automated Computer Entry System (PACE).

2014-2019 CAPITAL IMPROVEMENT PROGRAM

**Police Protection**  
Capital Improvement Program Summary

<b>Project Summary</b>	<b>2014-15</b>	<b>2015-16</b>	<b>2016-17</b>	<b>2017-18</b>	<b>2018-19</b>	<b>Total</b>
Other	2,737	-	-	-	-	2,737
Police Facilities	-	-	-	-	17,937,181	17,937,181
Police Helicopters and Fixed Wing Planes Facilities	-	-	-	-	3,960,778	3,960,778
Police Technology	3,247,588	-	-	-	-	3,247,588
Training Facilities	-	-	-	-	440,000	440,000
Percent for Art	-	-	-	-	416,959	416,959
<b>Total</b>	<b>\$3,250,325</b>	<b>-</b>	<b>-</b>	<b>-</b>	<b>\$22,754,918</b>	<b>\$26,005,243</b>
<b>Source of Funds</b>						
<u>Operating Funds</u>						
Aviation	400,000	-	-	-	-	400,000
Court Awards	2,782,088	-	-	-	-	2,782,088
<b>Total Operating Funds</b>	<b>\$3,182,088</b>	<b>-</b>	<b>-</b>	<b>-</b>	<b>-</b>	<b>\$3,182,088</b>
<u>Bond Funds</u>						
2001 Bonds	-	-	-	-	626,000	626,000
2006 Bonds	65,500	-	-	-	22,128,918	22,194,418
<b>Total Bond Funds</b>	<b>\$65,500</b>	<b>-</b>	<b>-</b>	<b>-</b>	<b>\$22,754,918</b>	<b>\$22,820,418</b>
<u>Other Financing</u>						
Impact Fees	2,737	-	-	-	-	2,737
<b>Total Other Financing</b>	<b>\$2,737</b>	<b>-</b>	<b>-</b>	<b>-</b>	<b>-</b>	<b>\$2,737</b>
<b>Total Sources of Funds</b>	<b>\$3,250,325</b>	<b>-</b>	<b>-</b>	<b>-</b>	<b>\$22,754,918</b>	<b>\$26,005,243</b>

2014-2019 CAPITAL IMPROVEMENT PROGRAM

**Police Protection**

<i>Project No.</i>	<i>Project Title</i>	<i>2014-15</i>	<i>2015-16</i>	<i>2016-17</i>	<i>2017-18</i>	<i>2018-19</i>	<i>Total</i>
<b>PD00000070</b>	<b>INFRASTRUCTURE FINANCE PLAN UPDATE: POLICE NORTHERN AREA</b>						
							<b>Function: Other</b>
	Provide for administrative costs for Infrastructure Finance Plan Police Northern development impact fee area.						<b>Strategic Plan: Infrastructure</b>
							<b>District: 1 &amp; 2</b>
Other		1,850	-	-	-	-	1,850
<b>Project Total</b>		<b>\$1,850</b>	-	-	-	-	<b>\$1,850</b>
Impact Fee - Police, Northern		1,850	-	-	-	-	1,850
<b>Funding Total</b>		<b>\$1,850</b>	-	-	-	-	<b>\$1,850</b>
<b>PD00000073</b>	<b>INFRASTRUCTURE FINANCE PLAN UPDATE: POLICE AHWATUKEE</b>						
							<b>Function: Other</b>
	Provide for administrative costs for Infrastructure Finance Plan Police Ahwatukee development impact fee area.						<b>Strategic Plan: Infrastructure</b>
							<b>District: 6, 7 &amp; 8</b>
Other		30	-	-	-	-	30
<b>Project Total</b>		<b>\$30</b>	-	-	-	-	<b>\$30</b>
Impact Fee - Police, Ahwatukee		30	-	-	-	-	30
<b>Funding Total</b>		<b>\$30</b>	-	-	-	-	<b>\$30</b>
<b>PD00000075</b>	<b>INFRASTRUCTURE FINANCE PLAN UPDATE: POLICE ESTRELLA/LAVEEN</b>						
							<b>Function: Other</b>
	Provide for administrative costs for Infrastructure Finance Plan Police Estrella/Laveen development impact fee area.						<b>Strategic Plan: Infrastructure</b>
							<b>District: 6 &amp; 7</b>
Other		857	-	-	-	-	857
<b>Project Total</b>		<b>\$857</b>	-	-	-	-	<b>\$857</b>
Impact Fee - Police, Estrella Laveen		857	-	-	-	-	857
<b>Funding Total</b>		<b>\$857</b>	-	-	-	-	<b>\$857</b>
<b>PD00000021</b>	<b>FACILITIES RENOVATIONS</b>						
	Renovate Police Department facilities.						<b>Function: Police Facilities</b>
							<b>Strategic Plan: Public Safety</b>
							<b>District: Citywide</b>
Construction		-	-	-	-	186,000	186,000
<b>Project Total</b>		-	-	-	-	<b>\$186,000</b>	<b>\$186,000</b>
2001 Police Facilities & Equipment Bonds		-	-	-	-	186,000	186,000
<b>Funding Total</b>		-	-	-	-	<b>\$186,000</b>	<b>\$186,000</b>
<b>PD00000047</b>	<b>NORTHWEST PRECINCT LAND</b>						
	Purchase land for the Northwest Precinct.						<b>Function: Police Facilities</b>
							<b>Strategic Plan: Public Safety</b>
							<b>District: 1</b>
Land Acquisition		-	-	-	-	2,597,072	2,597,072
<b>Project Total</b>		-	-	-	-	<b>\$2,597,072</b>	<b>\$2,597,072</b>
2006 Police, Fire, and Homeland Security Bonds		-	-	-	-	2,597,072	2,597,072
<b>Funding Total</b>		-	-	-	-	<b>\$2,597,072</b>	<b>\$2,597,072</b>

2014-2019 CAPITAL IMPROVEMENT PROGRAM

**Police Protection**

<b>Project No.</b>	<b>Project Title</b>	<b>2014-15</b>	<b>2015-16</b>	<b>2016-17</b>	<b>2017-18</b>	<b>2018-19</b>	<b>Total</b>
<b>PD00000049</b>	<b>NORTHWEST / CACTUS PRECINCT</b>						
	Renovate and modify a new Northwest Precinct at 2222 West Greenway Road.						
						<b>Function: Police Facilities</b>	
						<b>Strategic Plan: Public Safety</b>	
						<b>District: 3</b>	
	Design	-	-	-	-	2,147,493	2,147,493
	Construction	-	-	-	-	12,772,335	12,772,335
	<b>Project Total</b>	<b>-</b>	<b>-</b>	<b>-</b>	<b>-</b>	<b>\$14,919,828</b>	<b>\$14,919,828</b>
	2006 Police, Fire, and Homeland Security Bonds	-	-	-	-	14,919,828	14,919,828
	<b>Funding Total</b>	<b>-</b>	<b>-</b>	<b>-</b>	<b>-</b>	<b>\$14,919,828</b>	<b>\$14,919,828</b>
<b>PD00000072</b>	<b>POLICE FACILITIES RENOVATIONS</b>						
	Renovate Police Department facilities.						
						<b>Function: Police Facilities</b>	
						<b>Strategic Plan: Public Safety</b>	
						<b>District: Citywide</b>	
	Construction	-	-	-	-	234,281	234,281
	<b>Project Total</b>	<b>-</b>	<b>-</b>	<b>-</b>	<b>-</b>	<b>\$234,281</b>	<b>\$234,281</b>
	2006 Police, Fire, and Homeland Security Bonds	-	-	-	-	234,281	234,281
	<b>Funding Total</b>	<b>-</b>	<b>-</b>	<b>-</b>	<b>-</b>	<b>\$234,281</b>	<b>\$234,281</b>
<b>PD00000043</b>	<b>POLICE AIRCRAFT HANGAR FACILITIES</b>						
	Design, construct and equip a hangar at Deer Valley Phoenix Airport.						
						<b>Function: Police Helicopters and Fixed Wing Planes Facilities</b>	
						<b>Strategic Plan: Public Safety</b>	
						<b>District: 1</b>	
	Equipment	-	-	-	-	78,000	78,000
	Design	-	-	-	-	1,031,778	1,031,778
	Construction	-	-	-	-	2,851,000	2,851,000
	<b>Project Total</b>	<b>-</b>	<b>-</b>	<b>-</b>	<b>-</b>	<b>\$3,960,778</b>	<b>\$3,960,778</b>
	2006 Police, Fire, and Homeland Security Bonds	-	-	-	-	3,960,778	3,960,778
	<b>Funding Total</b>	<b>-</b>	<b>-</b>	<b>-</b>	<b>-</b>	<b>\$3,960,778</b>	<b>\$3,960,778</b>
<b>PD00000046</b>	<b>POLICE COMPUTER AIDED DESIGN UPGRADE</b>						
	Complete the upgrade of the Computer Aided Dispatch system.						
						<b>Function: Police Technology</b>	
						<b>Strategic Plan: Public Safety</b>	
						<b>District: Citywide</b>	
	Equipment	65,500	-	-	-	-	65,500
	<b>Project Total</b>	<b>\$65,500</b>	<b>-</b>	<b>-</b>	<b>-</b>	<b>-</b>	<b>\$65,500</b>
	2006 Police, Fire, and Homeland Security Bonds	65,500	-	-	-	-	65,500
	<b>Funding Total</b>	<b>\$65,500</b>	<b>-</b>	<b>-</b>	<b>-</b>	<b>-</b>	<b>\$65,500</b>
<b>PD00000050</b>	<b>POLICE AUTOMATED COMPUTER ENTRY (PACE) UPGRADE/REPLACEMENT</b>						
	Evaluate, upgrade or replace the PACE system.						
						<b>Function: Police Technology</b>	
						<b>Strategic Plan: Public Safety</b>	
						<b>District: Citywide</b>	
	Equipment	3,182,088	-	-	-	-	3,182,088
	<b>Project Total</b>	<b>\$3,182,088</b>	<b>-</b>	<b>-</b>	<b>-</b>	<b>-</b>	<b>\$3,182,088</b>
	Sky Harbor Airport Improvement	400,000	-	-	-	-	400,000
	Court Awards	2,782,088	-	-	-	-	2,782,088
	<b>Funding Total</b>	<b>\$3,182,088</b>	<b>-</b>	<b>-</b>	<b>-</b>	<b>-</b>	<b>\$3,182,088</b>

2014-2019 CAPITAL IMPROVEMENT PROGRAM

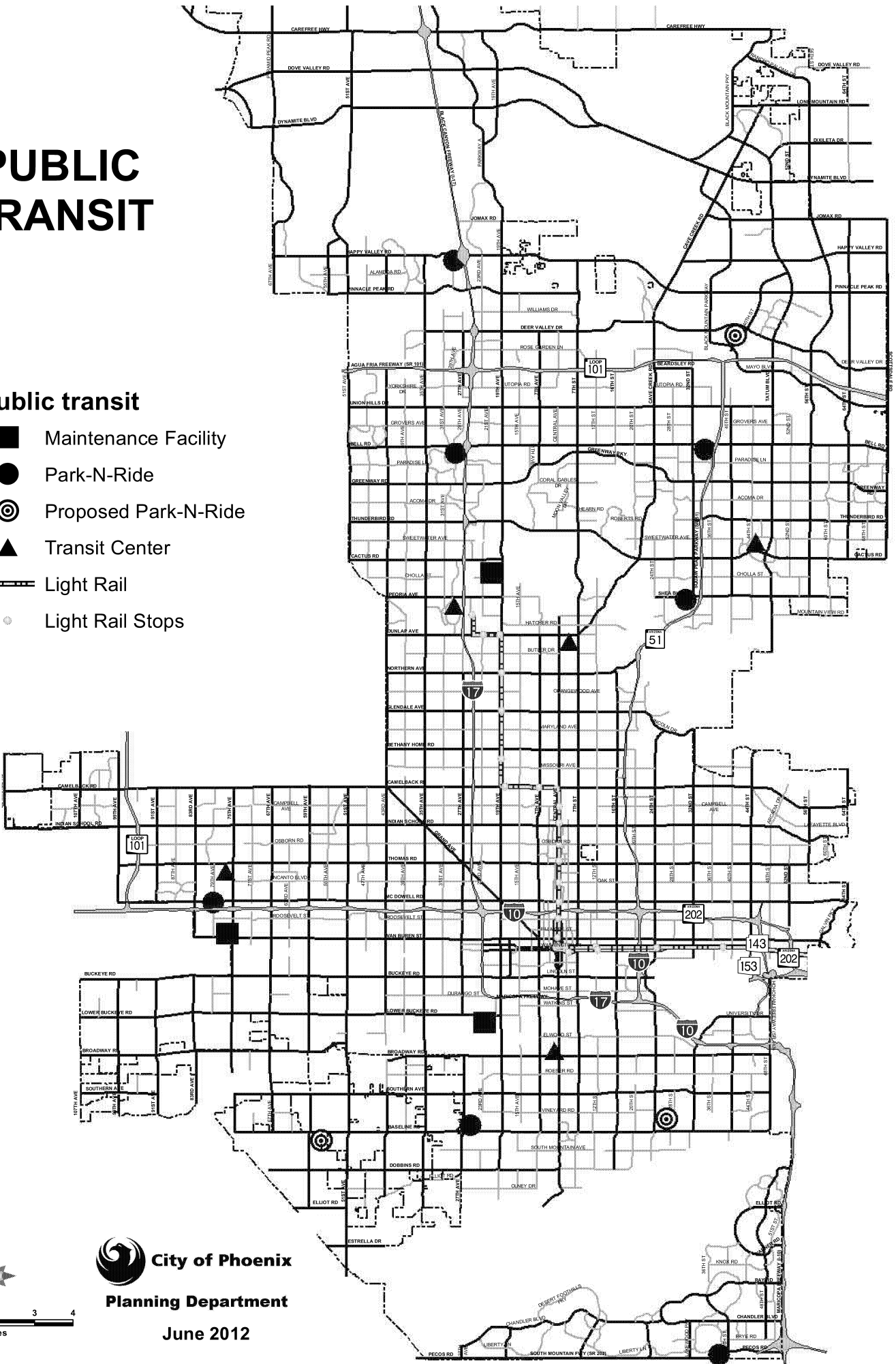
**Police Protection**

<i>Project No.</i>	<i>Project Title</i>	<i>2014-15</i>	<i>2015-16</i>	<i>2016-17</i>	<i>2017-18</i>	<i>2018-19</i>	<i>Total</i>
<b>PD00000017</b>	<b>FIRING RANGE AND DRIVING TRACK IMPROVEMENTS</b>						
						<b>Function: Training Facilities</b>	
	Construct improvements to the police firing range and police driving track.					<b>Strategic Plan: Public Safety</b>	
						<b>District: Citywide</b>	
Construction		-	-	-	-	440,000	440,000
<b>Project Total</b>		-	-	-	-	<b>\$440,000</b>	<b>\$440,000</b>
2001 Police Facilities & Equipment Bonds		-	-	-	-	440,000	440,000
<b>Funding Total</b>		-	-	-	-	<b>\$440,000</b>	<b>\$440,000</b>
<b>AR48000006</b>	<b>GREENWAY ROAD POLICE PRECINCT PERCENT FOR ART</b>						
						<b>Function: Percent for Art</b>	
	Construct integrated artwork for a future precinct located on Greenway Road.					<b>Strategic Plan: Neighborhoods and Livability</b>	
						<b>District: 3</b>	
Construction		-	-	-	-	186,780	186,780
<b>Project Total</b>		-	-	-	-	<b>\$186,780</b>	<b>\$186,780</b>
2006 Police, Fire, and Homeland Security Bonds		-	-	-	-	186,780	186,780
<b>Funding Total</b>		-	-	-	-	<b>\$186,780</b>	<b>\$186,780</b>
<b>AR48000007</b>	<b>POLICE PRECINCT #700 PERCENT FOR ART</b>						
						<b>Function: Percent for Art</b>	
	Construct integrated artwork for a future precinct located at 24th Street and Lincoln Drive.					<b>Strategic Plan: Neighborhoods and Livability</b>	
						<b>District: 6</b>	
Construction		-	-	-	-	230,179	230,179
<b>Project Total</b>		-	-	-	-	<b>\$230,179</b>	<b>\$230,179</b>
2006 Technology Bonds		-	-	-	-	9,000	9,000
2006 Police, Fire, and Homeland Security Bonds		-	-	-	-	221,179	221,179
<b>Funding Total</b>		-	-	-	-	<b>\$230,179</b>	<b>\$230,179</b>

# PUBLIC TRANSIT

## public transit

- Maintenance Facility
- Park-N-Ride
- ◎ Proposed Park-N-Ride
- ▲ Transit Center
- ══ Light Rail
- Light Rail Stops



**City of Phoenix**  
**Planning Department**

June 2012

## Public Transit

The Public Transit program totals \$280.3 million and is funded with Transit 2000 revenue, 2006 General Obligation Bonds, grants, Regional Transportation revenue including the half-cent countywide sales tax and nonprofit corporation bond funds. General Obligation Bond funded projects total approximately \$0.1 million, of which \$0.1 million is being delayed indefinitely due to property tax revenue reductions.

Phoenix voters approved Transit 2000, a 0.4 percent sales tax, on March 14, 2000, to fund extensive improvements to the city's public transit system.

Projects in the Public Transit program include:

- Purchase buses, Dial-A-Ride and neighborhood circulator vehicles
- Improve and maintain bus stops, bus pullouts, Park-And-Ride locations and transit centers
- Construct, equip and install various facility upgrades including the South Transit Facility upgrade and infrastructure improvements at Public Transit headquarters building
- Implement technology enhancements including fiber optic connectivity, bus fleet systems and various network hardware improvements
- Acquire and maintain land, provide for staff charges related to coordination of Light Rail northwest extension and support services for businesses along the rail route
- Develop passenger facilities including Laveen/59<sup>th</sup> Avenue and East Baseline Road Park-And-Ride areas and construct the Desert Sky Transit Center

2014-2019 CAPITAL IMPROVEMENT PROGRAM

**Public Transit**  
Capital Improvement Program Summary

<b>Project Summary</b>	<b>2014-15</b>	<b>2015-16</b>	<b>2016-17</b>	<b>2017-18</b>	<b>2018-19</b>	<b>Total</b>
Bus and Vehicle Acquisition	46,378,935	33,166,001	32,380,000	25,507,000	25,000,000	162,431,936
Facilities	22,267,283	501,769	772,027	543,298	469,033	24,553,410
Light Rail	71,000	-	-	-	-	71,000
Light Rail Northwest Extension	13,646,684	1,891,000	102,000	102,000	102,000	15,843,684
Other Transit Projects	1,621,833	439,130	461,086	484,141	508,348	3,514,538
Passenger Facilities	14,682,282	4,191,460	5,570,544	1,943,939	2,010,189	28,398,414
Planning Projects	125,000	75,000	75,000	75,000	75,000	425,000
Public Transit	930,000	-	-	-	-	930,000
Right of Way Acquisition for Initial Light Rail Segment	16,300	-	-	-	-	16,300
Technology/Communications	20,352,087	3,000,000	1,350,000	15,350,000	425,000	40,477,087
Contingencies	3,500,000	-	-	-	-	3,500,000
Percent for Art	45,218	-	-	-	88,000	133,218
<b>Total</b>	<b>\$123,636,622</b>	<b>\$43,264,360</b>	<b>\$40,710,657</b>	<b>\$44,005,378</b>	<b>\$28,677,570</b>	<b>\$280,294,587</b>
<b>Source of Funds</b>						
<u>Operating Funds</u>						
Operating Grants	74,085,947	35,429,702	33,443,100	40,832,160	25,325,160	209,116,069
Transit 2000	21,459,866	5,703,493	4,315,797	3,173,218	3,264,410	37,916,784
<b>Total Operating Funds</b>	<b>\$95,545,813</b>	<b>\$41,133,195</b>	<b>\$37,758,897</b>	<b>\$44,005,378</b>	<b>\$28,589,570</b>	<b>\$247,032,853</b>
<u>Bond Funds</u>						
2006 Bonds	-	-	-	-	88,000	88,000
Nonprofit Corporation Bonds - Wastewater	8,203	-	-	-	-	8,203
<b>Total Bond Funds</b>	<b>\$8,203</b>	<b>-</b>	<b>-</b>	<b>-</b>	<b>\$88,000</b>	<b>\$96,203</b>
<u>Other Financing</u>						
Capital Grants	28,082,606	2,131,165	2,951,760	-	-	33,165,531
<b>Total Other Financing</b>	<b>\$28,082,606</b>	<b>\$2,131,165</b>	<b>\$2,951,760</b>	<b>-</b>	<b>-</b>	<b>\$33,165,531</b>
<b>Total Sources of Funds</b>	<b>\$123,636,622</b>	<b>\$43,264,360</b>	<b>\$40,710,657</b>	<b>\$44,005,378</b>	<b>\$28,677,570</b>	<b>\$280,294,587</b>

## 2014-2019 CAPITAL IMPROVEMENT PROGRAM

## Public Transit

<i>Project No.</i>	<i>Project Title</i>	<i>2014-15</i>	<i>2015-16</i>	<i>2016-17</i>	<i>2017-18</i>	<i>2018-19</i>	<i>Total</i>	
<b>PT00110001</b>	<b>STANDARD BUSES</b>							
	Purchase standard buses.							
		<b>Function: Bus and Vehicle Acquisition</b>						
		<b>Strategic Plan: Infrastructure</b>						
		<b>District: Citywide</b>						
Equipment		-	19,284,511	30,455,000	23,147,000	22,175,000	95,061,511	
<b>Project Total</b>		-	<b>\$19,284,511</b>	<b>\$30,455,000</b>	<b>\$23,147,000</b>	<b>\$22,175,000</b>	<b>\$95,061,511</b>	
Regional Transportation Plan-Transit		-	2,892,677	4,568,250	3,472,050	3,326,250	14,259,227	
Operating Grant - FTA		-	16,391,834	25,886,750	19,674,950	18,848,750	80,802,284	
<b>Funding Total</b>		-	<b>\$19,284,511</b>	<b>\$30,455,000</b>	<b>\$23,147,000</b>	<b>\$22,175,000</b>	<b>\$95,061,511</b>	
<b>PT00110003</b>	<b>DIAL-A-RIDE VEHICLE REPLACEMENT</b>							
	Purchase Dial-A-Ride replacement vehicles.							
		<b>Function: Bus and Vehicle Acquisition</b>						
		<b>Strategic Plan: Infrastructure</b>						
		<b>District: Citywide</b>						
Equipment		-	327,000	1,725,000	2,160,000	2,625,000	6,837,000	
<b>Project Total</b>		-	<b>\$327,000</b>	<b>\$1,725,000</b>	<b>\$2,160,000</b>	<b>\$2,625,000</b>	<b>\$6,837,000</b>	
Regional Transportation Plan-Transit		-	49,050	258,750	324,000	393,750	1,025,550	
Operating Grant - FTA		-	277,950	1,466,250	1,836,000	2,231,250	5,811,450	
<b>Funding Total</b>		-	<b>\$327,000</b>	<b>\$1,725,000</b>	<b>\$2,160,000</b>	<b>\$2,625,000</b>	<b>\$6,837,000</b>	
<b>PT00110019</b>	<b>BUS MAKE-READY</b>							
	Install Vehicle Management System equipment, fareboxes and graphics in newly acquired buses.							
		<b>Function: Bus and Vehicle Acquisition</b>						
		<b>Strategic Plan: Infrastructure</b>						
		<b>District: Citywide</b>						
Equipment		235,226	200,000	200,000	200,000	200,000	1,035,226	
<b>Project Total</b>		<b>\$235,226</b>	<b>\$200,000</b>	<b>\$200,000</b>	<b>\$200,000</b>	<b>\$200,000</b>	<b>\$1,035,226</b>	
Transit 2000 Initiative Revenue		235,226	200,000	200,000	200,000	200,000	1,035,226	
<b>Funding Total</b>		<b>\$235,226</b>	<b>\$200,000</b>	<b>\$200,000</b>	<b>\$200,000</b>	<b>\$200,000</b>	<b>\$1,035,226</b>	
<b>PT04110005</b>	<b>PURCHASE 40 FT STANDARD REPLACEMENT BUS</b>							
	Purchase and inspect replacement buses.							
		<b>Function: Bus and Vehicle Acquisition</b>						
		<b>Strategic Plan: Infrastructure</b>						
		<b>District: Citywide</b>						
Equipment		5,211,000	-	-	-	-	5,211,000	
<b>Project Total</b>		<b>\$5,211,000</b>	-	-	-	-	<b>\$5,211,000</b>	
Regional Transportation Plan-Transit		781,650	-	-	-	-	781,650	
Operating Grant - FTA		4,429,350	-	-	-	-	4,429,350	
<b>Funding Total</b>		<b>\$5,211,000</b>	-	-	-	-	<b>\$5,211,000</b>	
<b>PT04110006</b>	<b>DIAL-A-RIDE VEHICLES</b>							
	Purchase Dial-A-Ride replacement vehicles.							
		<b>Function: Bus and Vehicle Acquisition</b>						
		<b>Strategic Plan: Infrastructure</b>						
		<b>District: Citywide</b>						
Equipment		63,000	378,000	-	-	-	441,000	
<b>Project Total</b>		<b>\$63,000</b>	<b>\$378,000</b>	-	-	-	<b>\$441,000</b>	
Regional Transportation Plan-Transit		9,450	56,700	-	-	-	66,150	
Operating Grant - FTA		53,550	321,300	-	-	-	374,850	
<b>Funding Total</b>		<b>\$63,000</b>	<b>\$378,000</b>	-	-	-	<b>\$441,000</b>	

2014-2019 CAPITAL IMPROVEMENT PROGRAM

**Public Transit**

<i>Project No.</i>	<i>Project Title</i>	<i>2014-15</i>	<i>2015-16</i>	<i>2016-17</i>	<i>2017-18</i>	<i>2018-19</i>	<i>Total</i>
<b>PT06110001</b>	<b>STANDARD BUS REPLACEMENT</b>						
Purchase and inspect replacement buses.							
						<b>Function: Bus and Vehicle Acquisition</b>	
						<b>Strategic Plan: Infrastructure</b>	
						<b>District: Citywide</b>	
Equipment		4,554,124	-	-	-	-	4,554,124
<b>Project Total</b>		<b>\$4,554,124</b>	-	-	-	-	<b>\$4,554,124</b>
Regional Transportation Plan-Transit		774,201	-	-	-	-	774,201
FTA Grants		3,779,923	-	-	-	-	3,779,923
<b>Funding Total</b>		<b>\$4,554,124</b>	-	-	-	-	<b>\$4,554,124</b>
<b>PT15110002</b>	<b>PURCHASE 40 FT STANDARD REPLACEMENT BUS</b>						
Purchase and inspect replacement buses.							
						<b>Function: Bus and Vehicle Acquisition</b>	
						<b>Strategic Plan: Infrastructure</b>	
						<b>District: Citywide</b>	
Equipment		1,618,249	-	-	-	-	1,618,249
<b>Project Total</b>		<b>\$1,618,249</b>	-	-	-	-	<b>\$1,618,249</b>
Regional Transportation Plan-Transit		92,183	-	-	-	-	92,183
Operating Grant - FTA		1,526,066	-	-	-	-	1,526,066
<b>Funding Total</b>		<b>\$1,618,249</b>	-	-	-	-	<b>\$1,618,249</b>
<b>PT15110003</b>	<b>DIAL-A-RIDE VEHICLES</b>						
Purchase Dial-A-Ride replacement vehicles.							
						<b>Function: Bus and Vehicle Acquisition</b>	
						<b>Strategic Plan: Infrastructure</b>	
						<b>District: Citywide</b>	
Equipment		1,855,709	-	-	-	-	1,855,709
<b>Project Total</b>		<b>\$1,855,709</b>	-	-	-	-	<b>\$1,855,709</b>
Regional Transportation Plan-Transit		187,454	-	-	-	-	187,454
Operating Grant - FTA		1,668,255	-	-	-	-	1,668,255
<b>Funding Total</b>		<b>\$1,855,709</b>	-	-	-	-	<b>\$1,855,709</b>
<b>PT23110001</b>	<b>PURCHASE 40 FT STANDARD REPLACEMENT BUS</b>						
Purchase and inspect replacement buses.							
						<b>Function: Bus and Vehicle Acquisition</b>	
						<b>Strategic Plan: Infrastructure</b>	
						<b>District: Citywide</b>	
Equipment		3,899,000	-	-	-	-	3,899,000
<b>Project Total</b>		<b>\$3,899,000</b>	-	-	-	-	<b>\$3,899,000</b>
Regional Transportation Plan-Transit		584,850	-	-	-	-	584,850
Operating Grant - FTA		3,314,150	-	-	-	-	3,314,150
<b>Funding Total</b>		<b>\$3,899,000</b>	-	-	-	-	<b>\$3,899,000</b>
<b>PT24110001</b>	<b>PURCHASE 40 FT STANDARD REPLACEMENT BUS</b>						
Purchase and inspect replacement buses.							
						<b>Function: Bus and Vehicle Acquisition</b>	
						<b>Strategic Plan: Infrastructure</b>	
						<b>District: Citywide</b>	
Equipment		10,499,000	-	-	-	-	10,499,000
<b>Project Total</b>		<b>\$10,499,000</b>	-	-	-	-	<b>\$10,499,000</b>
Regional Transportation Plan-Transit		1,741,950	-	-	-	-	1,741,950
Operating Grant - FTA		8,757,050	-	-	-	-	8,757,050
<b>Funding Total</b>		<b>\$10,499,000</b>	-	-	-	-	<b>\$10,499,000</b>

**Public Transit**

<b>Project No.</b>	<b>Project Title</b>	<b>2014-15</b>	<b>2015-16</b>	<b>2016-17</b>	<b>2017-18</b>	<b>2018-19</b>	<b>Total</b>
<b>PT24110002</b>	<b>DIAL-A-RIDE VEHICLES</b>						
	Purchase Dial-A-Ride replacement vehicles.						
	Equipment	189,000	-	-	-	-	189,000
	<b>Project Total</b>	<b>\$189,000</b>	<b>-</b>	<b>-</b>	<b>-</b>	<b>-</b>	<b>\$189,000</b>
	Regional Transportation Plan-Transit	28,350	-	-	-	-	28,350
	Operating Grant - FTA	160,650	-	-	-	-	160,650
	<b>Funding Total</b>	<b>\$189,000</b>	<b>-</b>	<b>-</b>	<b>-</b>	<b>-</b>	<b>\$189,000</b>
<b>PT26110001</b>	<b>PURCHASE 40 FT STANDARD REPLACEMENT BUS</b>						
	Purchase and inspect replacement buses.						
	Equipment	8,433,735	-	-	-	-	8,433,735
	<b>Project Total</b>	<b>\$8,433,735</b>	<b>-</b>	<b>-</b>	<b>-</b>	<b>-</b>	<b>\$8,433,735</b>
	Regional Transportation Plan-Transit	1,433,735	-	-	-	-	1,433,735
	Operating Grant - FTA	7,000,000	-	-	-	-	7,000,000
	<b>Funding Total</b>	<b>\$8,433,735</b>	<b>-</b>	<b>-</b>	<b>-</b>	<b>-</b>	<b>\$8,433,735</b>
<b>PT28110001</b>	<b>PURCHASE 40 FT STANDARD REPLACEMENT BUS</b>						
	Purchase and inspect replacement buses.						
	Equipment	2,144,000	-	-	-	-	2,144,000
	<b>Project Total</b>	<b>\$2,144,000</b>	<b>-</b>	<b>-</b>	<b>-</b>	<b>-</b>	<b>\$2,144,000</b>
	Regional Transportation Plan-Transit	321,600	-	-	-	-	321,600
	Operating Grant - FTA	1,822,400	-	-	-	-	1,822,400
	<b>Funding Total</b>	<b>\$2,144,000</b>	<b>-</b>	<b>-</b>	<b>-</b>	<b>-</b>	<b>\$2,144,000</b>
<b>PT31110001</b>	<b>PURCHASE 40 FT STANDARD REPLACEMENT BUS</b>						
	Purchase and inspect replacement buses.						
	Equipment	1,848,510	3,875,490	-	-	-	5,724,000
	<b>Project Total</b>	<b>\$1,848,510</b>	<b>\$3,875,490</b>	<b>-</b>	<b>-</b>	<b>-</b>	<b>\$5,724,000</b>
	Regional Transportation Plan-Transit	250,650	581,324	-	-	-	831,974
	Operating Grant - FTA	1,597,860	3,294,166	-	-	-	4,892,026
	<b>Funding Total</b>	<b>\$1,848,510</b>	<b>\$3,875,490</b>	<b>-</b>	<b>-</b>	<b>-</b>	<b>\$5,724,000</b>
<b>PT31110002</b>	<b>DIAL-A-RIDE VEHICLES</b>						
	Purchase Dial-A-Ride replacement vehicles.						
	Equipment	-	945,000	-	-	-	945,000
	<b>Project Total</b>	<b>-</b>	<b>\$945,000</b>	<b>-</b>	<b>-</b>	<b>-</b>	<b>\$945,000</b>
	Regional Transportation Plan-Transit	-	141,750	-	-	-	141,750
	Operating Grant - FTA	-	803,250	-	-	-	803,250
	<b>Funding Total</b>	<b>-</b>	<b>\$945,000</b>	<b>-</b>	<b>-</b>	<b>-</b>	<b>\$945,000</b>



2014-2019 CAPITAL IMPROVEMENT PROGRAM

**Public Transit**

<i>Project No.</i>	<i>Project Title</i>	<i>2014-15</i>	<i>2015-16</i>	<i>2016-17</i>	<i>2017-18</i>	<i>2018-19</i>	<i>Total</i>
<b>PT00130011</b>	<b>EQUIPMENT REPLACEMENT NORTH AND SOUTH FACILITIES</b>						
Replace equipment at North and South Division facilities.							<b>Function: Facilities</b>
							<b>Strategic Plan: Infrastructure</b>
							<b>District: Citywide</b>
Equipment		385,875	405,169	425,427	446,698	469,033	2,132,202
<b>Project Total</b>		<b>\$385,875</b>	<b>\$405,169</b>	<b>\$425,427</b>	<b>\$446,698</b>	<b>\$469,033</b>	<b>\$2,132,202</b>
Transit 2000 Initiative Revenue		385,875	405,169	425,427	446,698	469,033	2,132,202
<b>Funding Total</b>		<b>\$385,875</b>	<b>\$405,169</b>	<b>\$425,427</b>	<b>\$446,698</b>	<b>\$469,033</b>	<b>\$2,132,202</b>
<b>PT00130025</b>	<b>302 BUILDING - OFFICE SPACE</b>						
Relocate staff functions associated with organizational changes and building tenant lease changes at Public Transit headquarters building located at 302 North First Avenue.							<b>Function: Facilities</b>
							<b>Strategic Plan: Infrastructure</b>
							<b>District: 7</b>
Construction		82,000	-	-	-	-	82,000
<b>Project Total</b>		<b>\$82,000</b>	<b>-</b>	<b>-</b>	<b>-</b>	<b>-</b>	<b>\$82,000</b>
Compass Bank Bldg		82,000	-	-	-	-	82,000
<b>Funding Total</b>		<b>\$82,000</b>	<b>-</b>	<b>-</b>	<b>-</b>	<b>-</b>	<b>\$82,000</b>
<b>PT00130031</b>	<b>302 BUILDING - ELEVATOR REFURBISHMENT</b>						
Refurbish elevator at Public Transit headquarters building located at 302 North First Avenue.							<b>Function: Facilities</b>
							<b>Strategic Plan: Infrastructure</b>
							<b>District: 7</b>
Construction		1,110,950	-	-	-	-	1,110,950
<b>Project Total</b>		<b>\$1,110,950</b>	<b>-</b>	<b>-</b>	<b>-</b>	<b>-</b>	<b>\$1,110,950</b>
Compass Bank Bldg		1,110,950	-	-	-	-	1,110,950
<b>Funding Total</b>		<b>\$1,110,950</b>	<b>-</b>	<b>-</b>	<b>-</b>	<b>-</b>	<b>\$1,110,950</b>
<b>PT00130032</b>	<b>302 BUILDING - CARPET REPLACEMENT</b>						
Replace carpet at Public Transit headquarters building located at 302 North First Avenue.							<b>Function: Facilities</b>
							<b>Strategic Plan: Infrastructure</b>
							<b>District: 7</b>
Construction		-	-	250,000	-	-	250,000
<b>Project Total</b>		<b>-</b>	<b>-</b>	<b>\$250,000</b>	<b>-</b>	<b>-</b>	<b>\$250,000</b>
Compass Bank Bldg		-	-	250,000	-	-	250,000
<b>Funding Total</b>		<b>-</b>	<b>-</b>	<b>\$250,000</b>	<b>-</b>	<b>-</b>	<b>\$250,000</b>
<b>PT00130033</b>	<b>NORTH TRANSIT FACILITY EXPANSION</b>						
Expand facility to provide liquid-to-compressed natural gas (LCNG) fueling for new compressed natural gas (CNG) bus fleet.							<b>Function: Facilities</b>
							<b>Strategic Plan: Infrastructure</b>
							<b>District: 3</b>
Construction		100,000	-	-	-	-	100,000
<b>Project Total</b>		<b>\$100,000</b>	<b>-</b>	<b>-</b>	<b>-</b>	<b>-</b>	<b>\$100,000</b>
Transit 2000 Initiative Revenue		100,000	-	-	-	-	100,000
<b>Funding Total</b>		<b>\$100,000</b>	<b>-</b>	<b>-</b>	<b>-</b>	<b>-</b>	<b>\$100,000</b>

2014-2019 CAPITAL IMPROVEMENT PROGRAM

**Public Transit**

<i>Project No.</i>	<i>Project Title</i>	<i>2014-15</i>	<i>2015-16</i>	<i>2016-17</i>	<i>2017-18</i>	<i>2018-19</i>	<i>Total</i>
<b>PT00130036</b>	<b>302 BUILDING - FIRE PUMP ENGINE</b>						
	Replace the fire pump engine, providing fire sprinkler system pressure at Public Transit headquarters building located at 302 North First Avenue.						
							<b>Function: Facilities</b>
							<b>Strategic Plan: Infrastructure</b>
							<b>District: 7</b>
Equipment		86,250	-	-	-	-	86,250
<b>Project Total</b>		<b>\$86,250</b>	<b>-</b>	<b>-</b>	<b>-</b>	<b>-</b>	<b>\$86,250</b>
Compass Bank Bldg		86,250	-	-	-	-	86,250
<b>Funding Total</b>		<b>\$86,250</b>	<b>-</b>	<b>-</b>	<b>-</b>	<b>-</b>	<b>\$86,250</b>
<b>PT00130037</b>	<b>302 BUILDING - UPGRADE FIRE PANEL</b>						
	Replace aging fire alarm panel at Public Transit headquarters building located at 302 North First Avenue.						
							<b>Function: Facilities</b>
							<b>Strategic Plan: Infrastructure</b>
							<b>District: 7</b>
Equipment		264,500	-	-	-	-	264,500
<b>Project Total</b>		<b>\$264,500</b>	<b>-</b>	<b>-</b>	<b>-</b>	<b>-</b>	<b>\$264,500</b>
Compass Bank Bldg		264,500	-	-	-	-	264,500
<b>Funding Total</b>		<b>\$264,500</b>	<b>-</b>	<b>-</b>	<b>-</b>	<b>-</b>	<b>\$264,500</b>
<b>PT00130038</b>	<b>302 BUILDING - REPLACE HVAC DIFFUSER</b>						
	Replace aging HVAC ventilation diffusers on each floor at Public Transit headquarters building located at 302 North First Avenue.						
							<b>Function: Facilities</b>
							<b>Strategic Plan: Infrastructure</b>
							<b>District: 7</b>
Equipment		193,200	96,600	96,600	96,600	-	483,000
<b>Project Total</b>		<b>\$193,200</b>	<b>\$96,600</b>	<b>\$96,600</b>	<b>\$96,600</b>	<b>-</b>	<b>\$483,000</b>
Compass Bank Bldg		193,200	96,600	96,600	96,600	-	483,000
<b>Funding Total</b>		<b>\$193,200</b>	<b>\$96,600</b>	<b>\$96,600</b>	<b>\$96,600</b>	<b>-</b>	<b>\$483,000</b>
<b>PT00130039</b>	<b>302 BUILDING - UPGRADE ENERGY MANAGEMENT SYSTEM</b>						
	Install an energy management system at Public Transit headquarters building located at 302 North First Avenue.						
							<b>Function: Facilities</b>
							<b>Strategic Plan: Infrastructure</b>
							<b>District: 7</b>
Equipment		115,000	-	-	-	-	115,000
<b>Project Total</b>		<b>\$115,000</b>	<b>-</b>	<b>-</b>	<b>-</b>	<b>-</b>	<b>\$115,000</b>
Compass Bank Bldg		115,000	-	-	-	-	115,000
<b>Funding Total</b>		<b>\$115,000</b>	<b>-</b>	<b>-</b>	<b>-</b>	<b>-</b>	<b>\$115,000</b>
<b>PT00130040</b>	<b>302 BUILDING - ELECTRICAL SUB-METERING</b>						
	Install electrical sub-metering system, providing more accurate allocation of tenant electrical usage at Public Transit headquarters building located at 302 North First Avenue.						
							<b>Function: Facilities</b>
							<b>Strategic Plan: Infrastructure</b>
							<b>District: 7</b>
Equipment		119,508	-	-	-	-	119,508
<b>Project Total</b>		<b>\$119,508</b>	<b>-</b>	<b>-</b>	<b>-</b>	<b>-</b>	<b>\$119,508</b>
Compass Bank Bldg		119,508	-	-	-	-	119,508
<b>Funding Total</b>		<b>\$119,508</b>	<b>-</b>	<b>-</b>	<b>-</b>	<b>-</b>	<b>\$119,508</b>

2014-2019 CAPITAL IMPROVEMENT PROGRAM

**Public Transit**

<i>Project No.</i>	<i>Project Title</i>	<i>2014-15</i>	<i>2015-16</i>	<i>2016-17</i>	<i>2017-18</i>	<i>2018-19</i>	<i>Total</i>
<b>PT00130041</b>	<b>302 BUILDING - LOBBY ART MURAL PROJECT</b>						
	Replace the art mural at Public Transit headquarters building located at 302 North First Avenue.						
							<b>Function: Facilities</b>
							<b>Strategic Plan: Infrastructure</b>
							<b>District: 7</b>
Equipment		65,000	-	-	-	-	65,000
<b>Project Total</b>		<b>\$65,000</b>	<b>-</b>	<b>-</b>	<b>-</b>	<b>-</b>	<b>\$65,000</b>
Compass Bank Bldg		65,000	-	-	-	-	65,000
<b>Funding Total</b>		<b>\$65,000</b>	<b>-</b>	<b>-</b>	<b>-</b>	<b>-</b>	<b>\$65,000</b>
<b>PT00130042</b>	<b>302 BUILDING - LANDSCAPING IMPROVEMENTS</b>						
	Design and replace landscaping in plaza and lobby area at Public Transit headquarters building located at 302 North First Avenue.						
							<b>Function: Facilities</b>
							<b>Strategic Plan: Sustainability</b>
							<b>District: 7</b>
Equipment		15,000	-	-	-	-	15,000
<b>Project Total</b>		<b>\$15,000</b>	<b>-</b>	<b>-</b>	<b>-</b>	<b>-</b>	<b>\$15,000</b>
Compass Bank Bldg		15,000	-	-	-	-	15,000
<b>Funding Total</b>		<b>\$15,000</b>	<b>-</b>	<b>-</b>	<b>-</b>	<b>-</b>	<b>\$15,000</b>
<b>PT03130001</b>	<b>SOUTH TRANSIT FACILITY UPGRADE</b>						
	Construct upgrades to the South Transit Facility located at 2010 West Desert Cove Avenue.						
							<b>Function: Facilities</b>
							<b>Strategic Plan: Infrastructure</b>
							<b>District: 7</b>
Construction		19,330,000	-	-	-	-	19,330,000
<b>Project Total</b>		<b>\$19,330,000</b>	<b>-</b>	<b>-</b>	<b>-</b>	<b>-</b>	<b>\$19,330,000</b>
Transit 2000 Initiative Revenue		9,278,400	-	-	-	-	9,278,400
Operating Grant - FTA		2,319,600	-	-	-	-	2,319,600
FTA Grants		7,732,000	-	-	-	-	7,732,000
<b>Funding Total</b>		<b>\$19,330,000</b>	<b>-</b>	<b>-</b>	<b>-</b>	<b>-</b>	<b>\$19,330,000</b>
<b>PT96130004</b>	<b>NORTH TRANSIT FACILITY REFURBISHMENT</b>						
	Construct facility upgrades at North Transit Facility located at 2225 West Lower Buckeye Road.						
							<b>Function: Facilities</b>
							<b>Strategic Plan: Infrastructure</b>
							<b>District: 3</b>
Construction		400,000	-	-	-	-	400,000
<b>Project Total</b>		<b>\$400,000</b>	<b>-</b>	<b>-</b>	<b>-</b>	<b>-</b>	<b>\$400,000</b>
Transit 2000 Initiative Revenue		80,000	-	-	-	-	80,000
Operating Grant - FTA		192,000	-	-	-	-	192,000
FTA Grants		128,000	-	-	-	-	128,000
<b>Funding Total</b>		<b>\$400,000</b>	<b>-</b>	<b>-</b>	<b>-</b>	<b>-</b>	<b>\$400,000</b>
<b>PT00250403</b>	<b>CITY STAFF TIME - CENTRAL</b>						
	Provide for charges of city staff time for analysis, review and selection of transit alignment and mode for south central Phoenix.						
							<b>Function: Light Rail</b>
							<b>Strategic Plan: Infrastructure</b>
							<b>District: 7 &amp; 8</b>
Other		21,000	-	-	-	-	21,000
<b>Project Total</b>		<b>\$21,000</b>	<b>-</b>	<b>-</b>	<b>-</b>	<b>-</b>	<b>\$21,000</b>
Transit 2000 Initiative Revenue		21,000	-	-	-	-	21,000
<b>Funding Total</b>		<b>\$21,000</b>	<b>-</b>	<b>-</b>	<b>-</b>	<b>-</b>	<b>\$21,000</b>

2014-2019 CAPITAL IMPROVEMENT PROGRAM

**Public Transit**

<i>Project No.</i>	<i>Project Title</i>	<i>2014-15</i>	<i>2015-16</i>	<i>2016-17</i>	<i>2017-18</i>	<i>2018-19</i>	<i>Total</i>
<b>PT00270100</b>	<b>PHOENIX WEST CORRIDOR STUDY</b>						
Provide for charges of city staff time for coordination of Phoenix west corridor study.							Function: Light Rail
							Strategic Plan: Infrastructure
							District: 4 & 7
Study		50,000	-	-	-	-	50,000
<b>Project Total</b>		<b>\$50,000</b>	<b>-</b>	<b>-</b>	<b>-</b>	<b>-</b>	<b>\$50,000</b>
Transit 2000 Initiative Revenue		50,000	-	-	-	-	50,000
<b>Funding Total</b>		<b>\$50,000</b>	<b>-</b>	<b>-</b>	<b>-</b>	<b>-</b>	<b>\$50,000</b>
<b>PT00250211</b>	<b>NORTHWEST EXTENSION - BUSINESS ASSISTANCE PROGRAM</b>						
Provide assistance to businesses along the Light Rail northwest extension route.							Function: Light Rail Northwest Extension
							Strategic Plan: Economic Development and Education
							District: 5
Study		50,000	25,000	-	-	-	75,000
<b>Project Total</b>		<b>\$50,000</b>	<b>\$25,000</b>	<b>-</b>	<b>-</b>	<b>-</b>	<b>\$75,000</b>
Transit 2000 Initiative Revenue		50,000	25,000	-	-	-	75,000
<b>Funding Total</b>		<b>\$50,000</b>	<b>\$25,000</b>	<b>-</b>	<b>-</b>	<b>-</b>	<b>\$75,000</b>
<b>PT00250212</b>	<b>NORTHWEST EXTENSION - TECHNICAL ASSISTANCE CONSULTANTS</b>						
Provide assistance to businesses along the Light Rail northwest extension route.							Function: Light Rail Northwest Extension
							Strategic Plan: Economic Development and Education
							District: 5
Study		119,544	15,000	-	-	-	134,544
<b>Project Total</b>		<b>\$119,544</b>	<b>\$15,000</b>	<b>-</b>	<b>-</b>	<b>-</b>	<b>\$134,544</b>
Transit 2000 Initiative Revenue		119,544	15,000	-	-	-	134,544
<b>Funding Total</b>		<b>\$119,544</b>	<b>\$15,000</b>	<b>-</b>	<b>-</b>	<b>-</b>	<b>\$134,544</b>
<b>PT00250213</b>	<b>NORTHWEST EXTENSION - BUSINESS ADVOCATE</b>						
Provide assistance to businesses along the Light Rail northwest extension route.							Function: Light Rail Northwest Extension
							Strategic Plan: Economic Development and Education
							District: 5
Study		48,653	10,000	-	-	-	58,653
<b>Project Total</b>		<b>\$48,653</b>	<b>\$10,000</b>	<b>-</b>	<b>-</b>	<b>-</b>	<b>\$58,653</b>
Transit 2000 Initiative Revenue		48,653	10,000	-	-	-	58,653
<b>Funding Total</b>		<b>\$48,653</b>	<b>\$10,000</b>	<b>-</b>	<b>-</b>	<b>-</b>	<b>\$58,653</b>
<b>PT00250214</b>	<b>NORTHWEST EXTENSION - MARKETING AND ADVERTISING</b>						
Provide assistance to businesses along the Light Rail northwest extension route.							Function: Light Rail Northwest Extension
							Strategic Plan: Economic Development and Education
							District: 5
Study		63,987	40,000	-	-	-	103,987
<b>Project Total</b>		<b>\$63,987</b>	<b>\$40,000</b>	<b>-</b>	<b>-</b>	<b>-</b>	<b>\$103,987</b>
Transit 2000 Initiative Revenue		63,987	40,000	-	-	-	103,987
<b>Funding Total</b>		<b>\$63,987</b>	<b>\$40,000</b>	<b>-</b>	<b>-</b>	<b>-</b>	<b>\$103,987</b>

2014-2019 CAPITAL IMPROVEMENT PROGRAM

**Public Transit**

<i>Project No.</i>	<i>Project Title</i>	<i>2014-15</i>	<i>2015-16</i>	<i>2016-17</i>	<i>2017-18</i>	<i>2018-19</i>	<i>Total</i>
<b>PT00250400</b>	<b>NORTHWEST EXTENSION CITY STAFF TIME - WATER</b>						
							<b>Function: Light Rail Northwest Extension</b>
	Provide for charges of city staff time for coordination of Light Rail northwest extension implementation.						<b>Strategic Plan: Infrastructure</b>
							<b>District: 5</b>
Other		368,000	235,000	-	-	-	603,000
	<b>Project Total</b>	<b>\$368,000</b>	<b>\$235,000</b>	-	-	-	<b>\$603,000</b>
Regional Transportation Plan-Transit		368,000	235,000	-	-	-	603,000
	<b>Funding Total</b>	<b>\$368,000</b>	<b>\$235,000</b>	-	-	-	<b>\$603,000</b>
<b>PT00250401</b>	<b>NORTHWEST EXTENSION CITY STAFF TIME - STREETS</b>						
							<b>Function: Light Rail Northwest Extension</b>
	Provide for charges of city staff time for coordination of Light Rail northwest extension implementation.						<b>Strategic Plan: Infrastructure</b>
							<b>District: 5</b>
Other		960,000	225,000	-	-	-	1,185,000
	<b>Project Total</b>	<b>\$960,000</b>	<b>\$225,000</b>	-	-	-	<b>\$1,185,000</b>
Regional Transportation Plan-Transit		960,000	225,000	-	-	-	1,185,000
	<b>Funding Total</b>	<b>\$960,000</b>	<b>\$225,000</b>	-	-	-	<b>\$1,185,000</b>
<b>PT00250402</b>	<b>NORTHWEST EXTENSION CITY STAFF TIME - PLANNING AND DEVELOPMENT</b>						
							<b>Function: Light Rail Northwest Extension</b>
	Provide for charges of city staff time for coordination of Light Rail northwest extension implementation.						<b>Strategic Plan: Infrastructure</b>
							<b>District: 5</b>
Other		82,000	82,000	-	-	-	164,000
	<b>Project Total</b>	<b>\$82,000</b>	<b>\$82,000</b>	-	-	-	<b>\$164,000</b>
Regional Transportation Plan-Transit		82,000	82,000	-	-	-	164,000
	<b>Funding Total</b>	<b>\$82,000</b>	<b>\$82,000</b>	-	-	-	<b>\$164,000</b>
<b>PT00250404</b>	<b>NORTHWEST EXTENSION CITY STAFF TIME - PUBLIC TRANSIT</b>						
							<b>Function: Light Rail Northwest Extension</b>
	Provide for charges of city staff time for coordination of Light Rail northwest extension implementation.						<b>Strategic Plan: Infrastructure</b>
							<b>District: 5</b>
Other		173,500	40,000	-	-	-	213,500
	<b>Project Total</b>	<b>\$173,500</b>	<b>\$40,000</b>	-	-	-	<b>\$213,500</b>
Regional Transportation Plan-Transit		173,500	40,000	-	-	-	213,500
	<b>Funding Total</b>	<b>\$173,500</b>	<b>\$40,000</b>	-	-	-	<b>\$213,500</b>
<b>PT00250405</b>	<b>NORTHWEST EXTENSION CITY STAFF TIME - COMMUNITY AND ECONOMIC DEVELOPMENT</b>						
							<b>Function: Light Rail Northwest Extension</b>
	Provide for charges of city staff time for coordination of Light Rail northwest extension implementation.						<b>Strategic Plan: Economic Development and Education</b>
							<b>District: 5</b>
Other		15,000	7,000	-	-	-	22,000
	<b>Project Total</b>	<b>\$15,000</b>	<b>\$7,000</b>	-	-	-	<b>\$22,000</b>
Regional Transportation Plan-Transit		15,000	7,000	-	-	-	22,000
	<b>Funding Total</b>	<b>\$15,000</b>	<b>\$7,000</b>	-	-	-	<b>\$22,000</b>

2014-2019 CAPITAL IMPROVEMENT PROGRAM

**Public Transit**

<i>Project No.</i>	<i>Project Title</i>	<i>2014-15</i>	<i>2015-16</i>	<i>2016-17</i>	<i>2017-18</i>	<i>2018-19</i>	<i>Total</i>
<b>PT00250406</b>	<b>NORTHWEST EXTENSION CITY STAFF TIME - STREETS OTHER PROJECT COSTS</b>						
	Provide for charges of city staff time for coordination of Light Rail northwest extension implementation.						
							<b>District: 5</b>
	Other	7,630,000	1,110,000	-	-	-	8,740,000
	<b>Project Total</b>	<b>\$7,630,000</b>	<b>\$1,110,000</b>	<b>-</b>	<b>-</b>	<b>-</b>	<b>\$8,740,000</b>
	Regional Transportation Plan-Transit	7,630,000	1,110,000	-	-	-	8,740,000
	<b>Funding Total</b>	<b>\$7,630,000</b>	<b>\$1,110,000</b>	<b>-</b>	<b>-</b>	<b>-</b>	<b>\$8,740,000</b>
<b>PT00250999</b>	<b>NORTHWEST EXTENSION RIGHT OF WAY</b>						
	Acquire land and right of way for parcels along Light Rail route.						
							<b>District: 3 &amp; 5</b>
	Land Acquisition	4,005,000	-	-	-	-	4,005,000
	<b>Project Total</b>	<b>\$4,005,000</b>	<b>-</b>	<b>-</b>	<b>-</b>	<b>-</b>	<b>\$4,005,000</b>
	Regional Transportation Plan-Transit	4,005,000	-	-	-	-	4,005,000
	<b>Funding Total</b>	<b>\$4,005,000</b>	<b>-</b>	<b>-</b>	<b>-</b>	<b>-</b>	<b>\$4,005,000</b>
<b>PT00251815</b>	<b>NORTHWEST EXTENSION RIGHT OF WAY PROPERTY MANAGEMENT</b>						
	Provide property management and oversight of city owned property along Dunlap Avenue.						
							<b>District: 5</b>
	Land Acquisition	85,000	50,000	50,000	50,000	50,000	285,000
	<b>Project Total</b>	<b>\$85,000</b>	<b>\$50,000</b>	<b>\$50,000</b>	<b>\$50,000</b>	<b>\$50,000</b>	<b>\$285,000</b>
	Regional Transportation Plan-Transit	85,000	50,000	50,000	50,000	50,000	285,000
	<b>Funding Total</b>	<b>\$85,000</b>	<b>\$50,000</b>	<b>\$50,000</b>	<b>\$50,000</b>	<b>\$50,000</b>	<b>\$285,000</b>
<b>PT00251817</b>	<b>NORTHWEST EXTENSION PROPERTY MAINTENANCE</b>						
	Provide property management and oversight of city owned property along 19th Avenue from Bethany Home Road to Dunlap Avenue.						
							<b>District: 5</b>
	Land Acquisition	6,000	12,000	12,000	12,000	12,000	54,000
	<b>Project Total</b>	<b>\$6,000</b>	<b>\$12,000</b>	<b>\$12,000</b>	<b>\$12,000</b>	<b>\$12,000</b>	<b>\$54,000</b>
	Transit 2000 Initiative Revenue	6,000	12,000	12,000	12,000	12,000	54,000
	<b>Funding Total</b>	<b>\$6,000</b>	<b>\$12,000</b>	<b>\$12,000</b>	<b>\$12,000</b>	<b>\$12,000</b>	<b>\$54,000</b>
<b>PT00251818</b>	<b>NORTHWEST EXTENSION PROPERTY MANAGEMENT</b>						
	Provide for management of properties along northwest extension alignment.						
							<b>District: 3 &amp; 5</b>
	Land Acquisition	40,000	40,000	40,000	40,000	40,000	200,000
	<b>Project Total</b>	<b>\$40,000</b>	<b>\$40,000</b>	<b>\$40,000</b>	<b>\$40,000</b>	<b>\$40,000</b>	<b>\$200,000</b>
	Transit 2000 Initiative Revenue	40,000	40,000	40,000	40,000	40,000	200,000
	<b>Funding Total</b>	<b>\$40,000</b>	<b>\$40,000</b>	<b>\$40,000</b>	<b>\$40,000</b>	<b>\$40,000</b>	<b>\$200,000</b>

2014-2019 CAPITAL IMPROVEMENT PROGRAM

**Public Transit**

<b>Project No.</b>	<b>Project Title</b>	<b>2014-15</b>	<b>2015-16</b>	<b>2016-17</b>	<b>2017-18</b>	<b>2018-19</b>	<b>Total</b>
<b>PT00140001 BUS PULLOUTS</b>		Function: Other Transit Projects					
Install new bus pullouts.		Strategic Plan: Infrastructure					
		District: Citywide					
Construction		1,314,902	439,130	461,086	484,141	508,348	3,207,607
<b>Project Total</b>		<b>\$1,314,902</b>	<b>\$439,130</b>	<b>\$461,086</b>	<b>\$484,141</b>	<b>\$508,348</b>	<b>\$3,207,607</b>
Transit 2000 Initiative Revenue		1,314,902	439,130	461,086	484,141	508,348	3,207,607
<b>Funding Total</b>		<b>\$1,314,902</b>	<b>\$439,130</b>	<b>\$461,086</b>	<b>\$484,141</b>	<b>\$508,348</b>	<b>\$3,207,607</b>
<b>PT09140001 SUPPORT SERVICES</b>		Function: Other Transit Projects					
Provide support services for federal grant management.		Strategic Plan: Infrastructure					
		District: Citywide					
Other		33,556	-	-	-	-	33,556
<b>Project Total</b>		<b>\$33,556</b>	<b>-</b>	<b>-</b>	<b>-</b>	<b>-</b>	<b>\$33,556</b>
Transit 2000 Initiative Revenue		6,711	-	-	-	-	6,711
Operating Grant - FTA		26,845	-	-	-	-	26,845
<b>Funding Total</b>		<b>\$33,556</b>	<b>-</b>	<b>-</b>	<b>-</b>	<b>-</b>	<b>\$33,556</b>
<b>PT16140001 MARICOPA ASSOCIATION OF GOVERNMENTS (MAG) ADMIN FUNDING</b>		Function: Other Transit Projects					
Provide for Maricopa Association of Governments (MAG) administrative charges related to federal grant management.		Strategic Plan: Infrastructure					
		District: Citywide					
Other		200,000	-	-	-	-	200,000
<b>Project Total</b>		<b>\$200,000</b>	<b>-</b>	<b>-</b>	<b>-</b>	<b>-</b>	<b>\$200,000</b>
Operating Grant - FTA		200,000	-	-	-	-	200,000
<b>Funding Total</b>		<b>\$200,000</b>	<b>-</b>	<b>-</b>	<b>-</b>	<b>-</b>	<b>\$200,000</b>
<b>PT16140002 PHOENIX ADMIN FUNDING</b>		Function: Other Transit Projects					
Provide funding for staff administrative costs related to federal grant management.		Strategic Plan: Infrastructure					
		District: Citywide					
Other		73,375	-	-	-	-	73,375
<b>Project Total</b>		<b>\$73,375</b>	<b>-</b>	<b>-</b>	<b>-</b>	<b>-</b>	<b>\$73,375</b>
Operating Grant - FTA		73,375	-	-	-	-	73,375
<b>Funding Total</b>		<b>\$73,375</b>	<b>-</b>	<b>-</b>	<b>-</b>	<b>-</b>	<b>\$73,375</b>
<b>PT00120029 PARK-AND-RIDE ANNUAL MAINTENANCE</b>		Function: Passenger Facilities					
Refurbish Park-And-Ride facilities.		Strategic Plan: Infrastructure					
		District: Citywide					
Construction		488,563	491,991	516,590	542,420	569,541	2,609,105
<b>Project Total</b>		<b>\$488,563</b>	<b>\$491,991</b>	<b>\$516,590</b>	<b>\$542,420</b>	<b>\$569,541</b>	<b>\$2,609,105</b>
Transit 2000 Initiative Revenue		488,563	491,991	516,590	542,420	569,541	2,609,105
<b>Funding Total</b>		<b>\$488,563</b>	<b>\$491,991</b>	<b>\$516,590</b>	<b>\$542,420</b>	<b>\$569,541</b>	<b>\$2,609,105</b>
<b>PT00120030 TRANSIT CENTER ANNUAL MAINTENANCE</b>		Function: Passenger Facilities					
Refurbish Transit Center facilities.		Strategic Plan: Infrastructure					
		District: Citywide					
Construction		226,013	237,313	249,179	261,638	274,720	1,248,863
<b>Project Total</b>		<b>\$226,013</b>	<b>\$237,313</b>	<b>\$249,179</b>	<b>\$261,638</b>	<b>\$274,720</b>	<b>\$1,248,863</b>
Transit 2000 Initiative Revenue		226,013	237,313	249,179	261,638	274,720	1,248,863
<b>Funding Total</b>		<b>\$226,013</b>	<b>\$237,313</b>	<b>\$249,179</b>	<b>\$261,638</b>	<b>\$274,720</b>	<b>\$1,248,863</b>

2014-2019 CAPITAL IMPROVEMENT PROGRAM

**Public Transit**

Project No.	Project Title	2014-15	2015-16	2016-17	2017-18	2018-19	Total
<b>PT00120045</b>	<b>DESERT SKY TRANSIT CENTER / PARK-AND-RIDE</b>						
						<b>Function: Passenger Facilities</b>	
Acquire land for Transit Center/Park-And-Ride at Desert Sky Transit Center.						<b>Strategic Plan: Infrastructure</b>	
						<b>District: Citywide</b>	
Land Acquisition		1,500,000	-	-	-	-	1,500,000
<b>Project Total</b>		<b>\$1,500,000</b>	-	-	-	-	<b>\$1,500,000</b>
Regional Transportation Plan-Transit		300,000	-	-	-	-	300,000
Operating Grant - FTA		1,200,000	-	-	-	-	1,200,000
<b>Funding Total</b>		<b>\$1,500,000</b>	-	-	-	-	<b>\$1,500,000</b>
<b>PT00120055</b>	<b>MAINTENANCE OF VACANT PROPERTY</b>						
Maintain vacant property for future construction.						<b>Function: Passenger Facilities</b>	
						<b>Strategic Plan: Sustainability</b>	
						<b>District: Citywide</b>	
Land Acquisition		36,800	25,000	25,000	25,000	25,000	136,800
<b>Project Total</b>		<b>\$36,800</b>	<b>\$25,000</b>	<b>\$25,000</b>	<b>\$25,000</b>	<b>\$25,000</b>	<b>\$136,800</b>
Transit 2000 Initiative Revenue		36,800	25,000	25,000	25,000	25,000	136,800
<b>Funding Total</b>		<b>\$36,800</b>	<b>\$25,000</b>	<b>\$25,000</b>	<b>\$25,000</b>	<b>\$25,000</b>	<b>\$136,800</b>
<b>PT00120061</b>	<b>DESERT SKY TRANSIT CENTER / PARK-AND-RIDE</b>						
Construct new Transit Center/Park-And-Ride to replace the undersized Desert Sky Transit Center.						<b>Function: Passenger Facilities</b>	
Estimated full-year ongoing operating costs: \$70,000						<b>Strategic Plan: Infrastructure</b>	
						<b>District: Citywide</b>	
Construction		9,498,000	-	-	-	-	9,498,000
<b>Project Total</b>		<b>\$9,498,000</b>	-	-	-	-	<b>\$9,498,000</b>
Regional Transportation Plan-Transit		1,899,600	-	-	-	-	1,899,600
Operating Grant - FTA		7,598,400	-	-	-	-	7,598,400
<b>Funding Total</b>		<b>\$9,498,000</b>	-	-	-	-	<b>\$9,498,000</b>
<b>PT00120063</b>	<b>SOUTH CENTRAL RAPID BUS STOPS</b>						
Install bus stops on South Central for Rapid Bus service.						<b>Function: Passenger Facilities</b>	
						<b>Strategic Plan: Infrastructure</b>	
						<b>District: Citywide</b>	
Construction		27,750	-	-	-	-	27,750
<b>Project Total</b>		<b>\$27,750</b>	-	-	-	-	<b>\$27,750</b>
Transit 2000 Initiative Revenue		27,750	-	-	-	-	27,750
<b>Funding Total</b>		<b>\$27,750</b>	-	-	-	-	<b>\$27,750</b>
<b>PT00120064</b>	<b>BUS STOP AND SHELTER IMPROVEMENTS</b>						
Improve bus stops, replace and/or install new lighting and shade structures.						<b>Function: Passenger Facilities</b>	
						<b>Strategic Plan: Infrastructure</b>	
						<b>District: Citywide</b>	
Construction		450,000	472,500	496,125	520,931	546,978	2,486,534
<b>Project Total</b>		<b>\$450,000</b>	<b>\$472,500</b>	<b>\$496,125</b>	<b>\$520,931</b>	<b>\$546,978</b>	<b>\$2,486,534</b>
Transit 2000 Initiative Revenue		450,000	472,500	496,125	520,931	546,978	2,486,534
<b>Funding Total</b>		<b>\$450,000</b>	<b>\$472,500</b>	<b>\$496,125</b>	<b>\$520,931</b>	<b>\$546,978</b>	<b>\$2,486,534</b>

2014-2019 CAPITAL IMPROVEMENT PROGRAM

**Public Transit**

<i>Project No.</i>	<i>Project Title</i>	<i>2014-15</i>	<i>2015-16</i>	<i>2016-17</i>	<i>2017-18</i>	<i>2018-19</i>	<i>Total</i>
<b>PT03120003</b>	<b>EAST BASELINE PARK-AND-RIDE FACILITY</b>						
	Construct a Park-And-Ride facility near 24th Street and Baseline Road.						
	Estimated full-year ongoing operating costs: \$70,000						
							<b>District: 8</b>
	Construction	1,025,000	-	-	-	-	1,025,000
	<b>Project Total</b>	<b>\$1,025,000</b>	<b>-</b>	<b>-</b>	<b>-</b>	<b>-</b>	<b>\$1,025,000</b>
	Regional Transportation Plan-Transit	205,000	-	-	-	-	205,000
	FTA Grants	820,000	-	-	-	-	820,000
	<b>Funding Total</b>	<b>\$1,025,000</b>	<b>-</b>	<b>-</b>	<b>-</b>	<b>-</b>	<b>\$1,025,000</b>
<b>PT03120004</b>	<b>LAVEEN 59TH AVENUE PARK-AND-RIDE FACILITY</b>						
	Design and construct Laveen/59th Avenue Park-And-Ride facility.						
	Estimated full-year ongoing operating costs: \$80,000						
							<b>District: 7 &amp; 8</b>
	Design	122,130	2,370,706	-	-	-	2,492,836
	Construction	-	-	3,689,700	-	-	3,689,700
	<b>Project Total</b>	<b>\$122,130</b>	<b>\$2,370,706</b>	<b>\$3,689,700</b>	<b>-</b>	<b>-</b>	<b>\$6,182,536</b>
	Regional Transportation Plan-Transit	24,426	474,141	737,940	-	-	1,236,507
	FTA Grants	97,704	1,896,565	2,951,760	-	-	4,946,029
	<b>Funding Total</b>	<b>\$122,130</b>	<b>\$2,370,706</b>	<b>\$3,689,700</b>	<b>-</b>	<b>-</b>	<b>\$6,182,536</b>
<b>PT11120004</b>	<b>EAST BASELINE ROAD PARK-AND-RIDE FACILITY</b>						
	Construct a Park-And-Ride facility near 24th Street and Baseline Road.						
							<b>District: 8</b>
	Land Acquisition	714,076	-	-	-	-	714,076
	<b>Project Total</b>	<b>\$714,076</b>	<b>-</b>	<b>-</b>	<b>-</b>	<b>-</b>	<b>\$714,076</b>
	Regional Transportation Plan-Transit	142,815	-	-	-	-	142,815
	FTA Grants	571,261	-	-	-	-	571,261
	<b>Funding Total</b>	<b>\$714,076</b>	<b>-</b>	<b>-</b>	<b>-</b>	<b>-</b>	<b>\$714,076</b>
<b>PT31120002</b>	<b>BUS STOP ENHANCEMENTS</b>						
	Improve bus stops, including replacement of existing transit furniture, installation of new furniture and ADA upgrades.						
							<b>District: Citywide</b>
	Construction	593,950	593,950	593,950	593,950	593,950	2,969,750
	<b>Project Total</b>	<b>\$593,950</b>	<b>\$593,950</b>	<b>\$593,950</b>	<b>\$593,950</b>	<b>\$593,950</b>	<b>\$2,969,750</b>
	Transit 2000 Initiative Revenue	118,790	118,790	118,790	118,790	118,790	593,950
	Operating Grant - FTA	475,160	475,160	475,160	475,160	475,160	2,375,800
	<b>Funding Total</b>	<b>\$593,950</b>	<b>\$593,950</b>	<b>\$593,950</b>	<b>\$593,950</b>	<b>\$593,950</b>	<b>\$2,969,750</b>
<b>PT00170005</b>	<b>FACILITY PLANNING</b>						
	Provide funding for consulting fees related to facility planning.						
							<b>District: Citywide</b>
	Study	125,000	75,000	75,000	75,000	75,000	425,000
	<b>Project Total</b>	<b>\$125,000</b>	<b>\$75,000</b>	<b>\$75,000</b>	<b>\$75,000</b>	<b>\$75,000</b>	<b>\$425,000</b>
	Transit 2000 Initiative Revenue	125,000	75,000	75,000	75,000	75,000	425,000
	<b>Funding Total</b>	<b>\$125,000</b>	<b>\$75,000</b>	<b>\$75,000</b>	<b>\$75,000</b>	<b>\$75,000</b>	<b>\$425,000</b>



## Public Transit

Project No.	Project Title	2014-15	2015-16	2016-17	2017-18	2018-19	Total
<b>PT00160022</b>	<b>FIBER CONNECTIVITY</b>						
Install fiber optic cable in all Public Transit offices.							
		<b>Function: Technology/Communications</b>					
		<b>Strategic Plan: Technology</b>					
		<b>District: Citywide</b>					
Equipment		785,000	300,000	300,000	300,000	300,000	1,985,000
<b>Project Total</b>		<b>\$785,000</b>	<b>\$300,000</b>	<b>\$300,000</b>	<b>\$300,000</b>	<b>\$300,000</b>	<b>\$1,985,000</b>
Transit 2000 Initiative Revenue		785,000	300,000	300,000	300,000	300,000	1,985,000
<b>Funding Total</b>		<b>\$785,000</b>	<b>\$300,000</b>	<b>\$300,000</b>	<b>\$300,000</b>	<b>\$300,000</b>	<b>\$1,985,000</b>
<b>PT00160024</b>	<b>FARE COLLECTION SYSTEM</b>						
Install hardware and software to support the Fare Collection System for disaster recovery.							
		<b>Function: Technology/Communications</b>					
		<b>Strategic Plan: Technology</b>					
		<b>District: Citywide</b>					
Equipment		180,000	50,000	50,000	50,000	50,000	380,000
<b>Project Total</b>		<b>\$180,000</b>	<b>\$50,000</b>	<b>\$50,000</b>	<b>\$50,000</b>	<b>\$50,000</b>	<b>\$380,000</b>
Transit 2000 Initiative Revenue		180,000	50,000	50,000	50,000	50,000	380,000
<b>Funding Total</b>		<b>\$180,000</b>	<b>\$50,000</b>	<b>\$50,000</b>	<b>\$50,000</b>	<b>\$50,000</b>	<b>\$380,000</b>
<b>PT00160025</b>	<b>FARE TARIFF PROGRAMMING</b>						
Modify and implement a Transit tariff for the region.							
		<b>Function: Technology/Communications</b>					
		<b>Strategic Plan: Technology</b>					
		<b>District: Citywide</b>					
Equipment		10,440	-	-	-	-	10,440
<b>Project Total</b>		<b>\$10,440</b>	<b>-</b>	<b>-</b>	<b>-</b>	<b>-</b>	<b>\$10,440</b>
Regional Transportation Plan-Transit		10,440	-	-	-	-	10,440
<b>Funding Total</b>		<b>\$10,440</b>	<b>-</b>	<b>-</b>	<b>-</b>	<b>-</b>	<b>\$10,440</b>
<b>PT00160026</b>	<b>UPGRADE RAPID BUS SIGNS</b>						
Replace software and hardware located within RAPID Bus sign structures.							
		<b>Function: Technology/Communications</b>					
		<b>Strategic Plan: Technology</b>					
		<b>District: Citywide</b>					
Equipment		83,000	-	-	-	-	83,000
<b>Project Total</b>		<b>\$83,000</b>	<b>-</b>	<b>-</b>	<b>-</b>	<b>-</b>	<b>\$83,000</b>
Transit 2000 Initiative Revenue		83,000	-	-	-	-	83,000
<b>Funding Total</b>		<b>\$83,000</b>	<b>-</b>	<b>-</b>	<b>-</b>	<b>-</b>	<b>\$83,000</b>
<b>PT00160027</b>	<b>302 BUILDING - WIFI</b>						
Install WIFI in Public Transit headquarters building located at 302 North First Avenue.							
		<b>Function: Technology/Communications</b>					
		<b>Strategic Plan: Technology</b>					
		<b>District: 7</b>					
Equipment		50,000	-	-	-	-	50,000
<b>Project Total</b>		<b>\$50,000</b>	<b>-</b>	<b>-</b>	<b>-</b>	<b>-</b>	<b>\$50,000</b>
Compass Bank Bldg		50,000	-	-	-	-	50,000
<b>Funding Total</b>		<b>\$50,000</b>	<b>-</b>	<b>-</b>	<b>-</b>	<b>-</b>	<b>\$50,000</b>
<b>PT00160029</b>	<b>302 BUILDING - REPLACE SERVER</b>						
Replace server hardware that has reached its useful life expectancy at Public Transit headquarters building located at 302 North First Avenue.							
		<b>Function: Technology/Communications</b>					
		<b>Strategic Plan: Technology</b>					
		<b>District: 7</b>					
Equipment		-	400,000	500,000	-	-	900,000
<b>Project Total</b>		<b>-</b>	<b>\$400,000</b>	<b>\$500,000</b>	<b>-</b>	<b>-</b>	<b>\$900,000</b>
Transit 2000 Initiative Revenue		-	400,000	500,000	-	-	900,000
<b>Funding Total</b>		<b>-</b>	<b>\$400,000</b>	<b>\$500,000</b>	<b>-</b>	<b>-</b>	<b>\$900,000</b>

2014-2019 CAPITAL IMPROVEMENT PROGRAM

Public Transit

<i>Project No.</i>	<i>Project Title</i>	<i>2014-15</i>	<i>2015-16</i>	<i>2016-17</i>	<i>2017-18</i>	<i>2018-19</i>	<i>Total</i>
<b>PT00160030</b>	<b>DATABASE DISASTER RECOVERY</b>						
	Create a redundant Oracle database for disaster recovery purposes.						
Equipment		179,000	-	-	-	-	179,000
<b>Project Total</b>		<b>\$179,000</b>	-	-	-	-	<b>\$179,000</b>
Transit 2000 Initiative Revenue		179,000	-	-	-	-	179,000
<b>Funding Total</b>		<b>\$179,000</b>	-	-	-	-	<b>\$179,000</b>
<b>PT00160031</b>	<b>UPGRADE FARE COLLECTION SYSTEM</b>						
	Upgrade the current version of the fare collection system and replace components that have reached the end of their useful life expectancies.						
Equipment		-	-	-	15,000,000	-	15,000,000
<b>Project Total</b>		-	-	-	<b>\$15,000,000</b>	-	<b>\$15,000,000</b>
Regional Transportation Plan-Transit		-	-	-	3,000,000	-	3,000,000
Operating Grant - FTA		-	-	-	12,000,000	-	12,000,000
<b>Funding Total</b>		-	-	-	<b>\$15,000,000</b>	-	<b>\$15,000,000</b>
<b>PT00160032</b>	<b>NETWORK HARDWARE REFRESH</b>						
	Purchase equipment and provide for consultation time for installation and configuration of network hardware.						
Equipment		-	-	500,000	-	-	500,000
<b>Project Total</b>		-	-	<b>\$500,000</b>	-	-	<b>\$500,000</b>
Transit 2000 Initiative Revenue		-	-	500,000	-	-	500,000
<b>Funding Total</b>		-	-	<b>\$500,000</b>	-	-	<b>\$500,000</b>
<b>PT00160034</b>	<b>ON-BOARD BUS COMPONENTS</b>						
	Purchase on-board bus components to create efficiencies when troubleshooting and repairing buses.						
Equipment		300,000	-	-	-	-	300,000
<b>Project Total</b>		<b>\$300,000</b>	-	-	-	-	<b>\$300,000</b>
Transit 2000 Initiative Revenue		300,000	-	-	-	-	300,000
<b>Funding Total</b>		<b>\$300,000</b>	-	-	-	-	<b>\$300,000</b>
<b>PT00160036</b>	<b>HASTUS UPGRADE</b>						
	Upgrade HASTUS system software for bus route scheduling and dispatching.						
Equipment		-	1,100,000	-	-	-	1,100,000
<b>Project Total</b>		-	<b>\$1,100,000</b>	-	-	-	<b>\$1,100,000</b>
Transit 2000 Initiative Revenue		-	1,100,000	-	-	-	1,100,000
<b>Funding Total</b>		-	<b>\$1,100,000</b>	-	-	-	<b>\$1,100,000</b>
<b>PT00160037</b>	<b>VMS UPGRADE</b>						
	Upgrade Vehicle Management System.						
Equipment		-	1,000,000	-	-	-	1,000,000
<b>Project Total</b>		-	<b>\$1,000,000</b>	-	-	-	<b>\$1,000,000</b>
Transit 2000 Initiative Revenue		-	1,000,000	-	-	-	1,000,000
<b>Funding Total</b>		-	<b>\$1,000,000</b>	-	-	-	<b>\$1,000,000</b>

2014-2019 CAPITAL IMPROVEMENT PROGRAM

**Public Transit**

<i>Project No.</i>	<i>Project Title</i>	<i>2014-15</i>	<i>2015-16</i>	<i>2016-17</i>	<i>2017-18</i>	<i>2018-19</i>	<i>Total</i>
<b>PT00160038</b>	<b>AUTOMATED TERMINAL INFORMATION SYSTEM (ATIS) HARDWARE</b>						
						<b>Function: Technology/Communications</b>	
Install updated hardware in automated terminal information system (ATIS) signs.						<b>Strategic Plan: Technology</b>	
						<b>District: Citywide</b>	
Equipment		-	-	-	-	75,000	75,000
<b>Project Total</b>		<b>-</b>	<b>-</b>	<b>-</b>	<b>-</b>	<b>\$75,000</b>	<b>\$75,000</b>
Transit 2000 Initiative Revenue		-	-	-	-	75,000	75,000
<b>Funding Total</b>		<b>-</b>	<b>-</b>	<b>-</b>	<b>-</b>	<b>\$75,000</b>	<b>\$75,000</b>
<b>PT00190001</b>	<b>CONTINGENCY</b>						
						<b>Function: Contingencies</b>	
Provide contingency funds for change orders, inflation or other unexpected project costs.						<b>Strategic Plan: Infrastructure</b>	
						<b>District: Citywide</b>	
Construction		3,500,000	-	-	-	-	3,500,000
<b>Project Total</b>		<b>\$3,500,000</b>	<b>-</b>	<b>-</b>	<b>-</b>	<b>-</b>	<b>\$3,500,000</b>
Transit 2000 Initiative Revenue		500,000	-	-	-	-	500,000
Regional Transportation Plan-Transit		1,000,000	-	-	-	-	1,000,000
Operating Grant - FTA		2,000,000	-	-	-	-	2,000,000
<b>Funding Total</b>		<b>\$3,500,000</b>	<b>-</b>	<b>-</b>	<b>-</b>	<b>-</b>	<b>\$3,500,000</b>
<b>AR67000003</b>	<b>DOWNTOWN CIVIC SPACE PERCENT FOR ART</b>						
						<b>Function: Percent for Art</b>	
Construct an outdoor sculpture in the downtown civic space.						<b>Strategic Plan: Neighborhoods and Livability</b>	
						<b>District: 7</b>	
Construction		8,203	-	-	-	-	8,203
<b>Project Total</b>		<b>\$8,203</b>	<b>-</b>	<b>-</b>	<b>-</b>	<b>-</b>	<b>\$8,203</b>
Nonprofit Corporation Bonds - Wastewater		8,203	-	-	-	-	8,203
<b>Funding Total</b>		<b>\$8,203</b>	<b>-</b>	<b>-</b>	<b>-</b>	<b>-</b>	<b>\$8,203</b>
<b>AR67000006</b>	<b>67TH AVENUE BUS SHELTERS AND STREETSCAPE PERCENT FOR ART</b>						
						<b>Function: Percent for Art</b>	
Enhance selected bus shelters along 67th Avenue from McDowell Road to Camelback Road.						<b>Strategic Plan: Neighborhoods and Livability</b>	
						<b>District: 5 &amp; 7</b>	
Construction		-	-	-	-	88,000	88,000
<b>Project Total</b>		<b>-</b>	<b>-</b>	<b>-</b>	<b>-</b>	<b>\$88,000</b>	<b>\$88,000</b>
2006 Street Improvement and Storm Sewer Bonds		-	-	-	-	70,000	70,000
2006 Economic Development Bonds		-	-	-	-	18,000	18,000
<b>Funding Total</b>		<b>-</b>	<b>-</b>	<b>-</b>	<b>-</b>	<b>\$88,000</b>	<b>\$88,000</b>
<b>AR67000009</b>	<b>24TH STREET AND BASELINE ROAD PARK-AND-RIDE PERCENT FOR ART</b>						
						<b>Function: Percent for Art</b>	
Construct shade structures at the Park-and-Ride located at 24th Street and Baseline Road.						<b>Strategic Plan: Neighborhoods and Livability</b>	
						<b>District: 8</b>	
Construction		22,015	-	-	-	-	22,015
<b>Project Total</b>		<b>\$22,015</b>	<b>-</b>	<b>-</b>	<b>-</b>	<b>-</b>	<b>\$22,015</b>
Transit 2000 Initiative Revenue		22,015	-	-	-	-	22,015
<b>Funding Total</b>		<b>\$22,015</b>	<b>-</b>	<b>-</b>	<b>-</b>	<b>-</b>	<b>\$22,015</b>



**Regional Wireless Cooperative (RWC)**

The Regional Wireless Cooperative (RWC) program totals \$50.6 million and is funded with other cities' share in joint venture fund.

The Regional Wireless Cooperative program objective is to develop and assist subscriber cities with a FCC mandate requiring 700 MHz infrastructure upgrades for narrowbanding capabilities.

2014-2019 CAPITAL IMPROVEMENT PROGRAM

**Regional Wireless Cooperative**  
Capital Improvement Program Summary

<b>Project Summary</b>	<b>2014-15</b>	<b>2015-16</b>	<b>2016-17</b>	<b>2017-18</b>	<b>2018-19</b>	<b>Total</b>
Regional Wireless Cooperative	17,957,644	14,620,999	6,000,000	6,000,000	6,000,000	50,578,643
<b>Total</b>	<b>\$17,957,644</b>	<b>\$14,620,999</b>	<b>\$6,000,000</b>	<b>\$6,000,000</b>	<b>\$6,000,000</b>	<b>\$50,578,643</b>
<b>Source of Funds</b>						
<u>Other Financing</u>						
Other Cities' Share in Joint Ventures	17,957,644	14,620,999	6,000,000	6,000,000	6,000,000	50,578,643
<b>Total Other Financing</b>	<b>\$17,957,644</b>	<b>\$14,620,999</b>	<b>\$6,000,000</b>	<b>\$6,000,000</b>	<b>\$6,000,000</b>	<b>\$50,578,643</b>
<b>Total Sources of Funds</b>	<b>\$17,957,644</b>	<b>\$14,620,999</b>	<b>\$6,000,000</b>	<b>\$6,000,000</b>	<b>\$6,000,000</b>	<b>\$50,578,643</b>

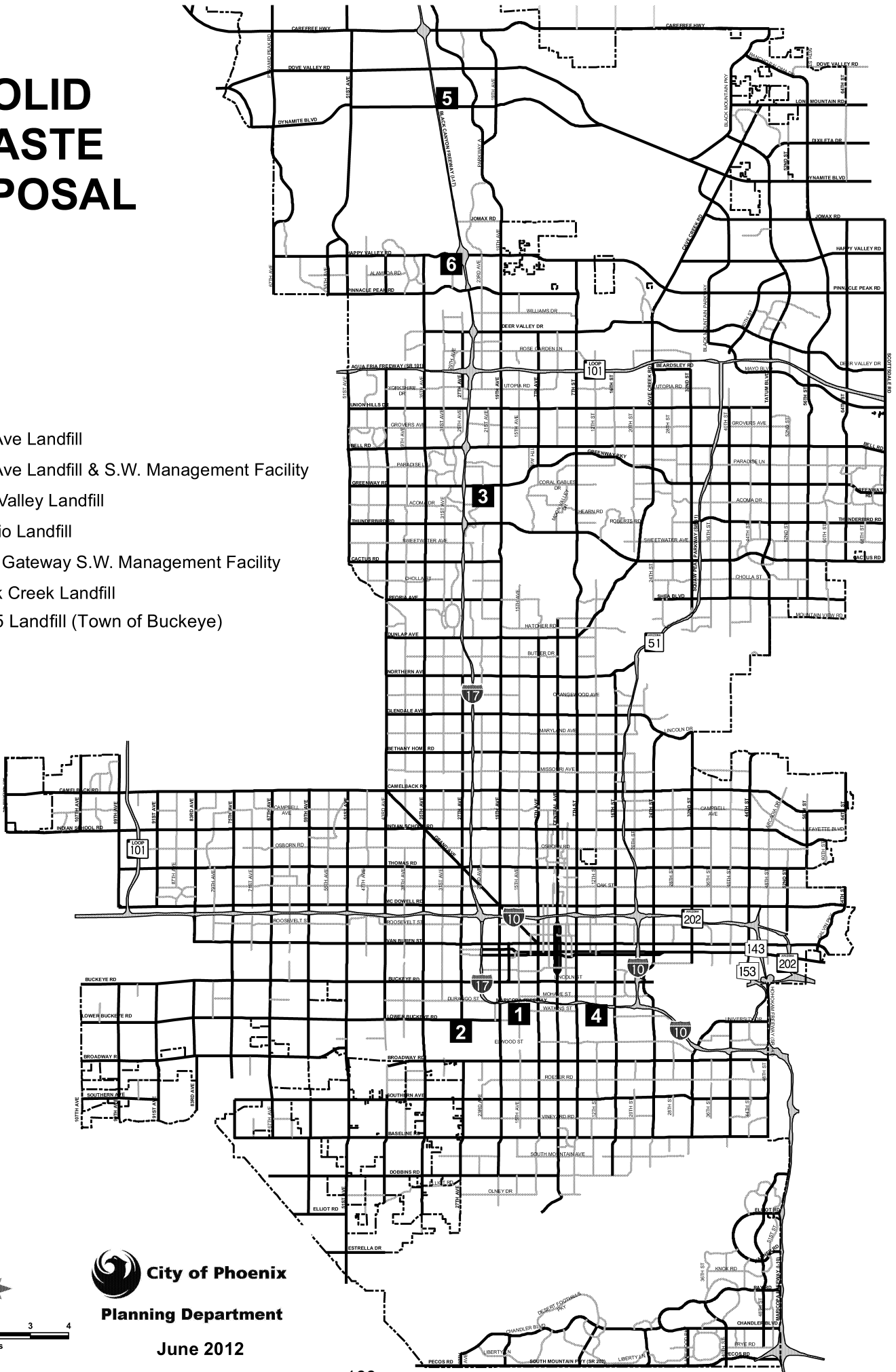
2014-2019 CAPITAL IMPROVEMENT PROGRAM

**Regional Wireless Cooperative**

<i>Project No.</i>	<i>Project Title</i>	<i>2014-15</i>	<i>2015-16</i>	<i>2016-17</i>	<i>2017-18</i>	<i>2018-19</i>	<i>Total</i>
<b>RW32000001</b>	<b>REGIONAL WIRELESS COOPERATIVE CONNECT</b>						
					<b>Function: Regional Wireless Cooperative</b>		
To provide infrastructure to transition other cities onto the Regional Wireless Cooperative radio system.							<b>Strategic Plan: Technology</b>
							<b>District: Citywide</b>
Equipment		6,000,000	6,000,000	6,000,000	6,000,000	6,000,000	30,000,000
<b>Project Total</b>		<b>\$6,000,000</b>	<b>\$6,000,000</b>	<b>\$6,000,000</b>	<b>\$6,000,000</b>	<b>\$6,000,000</b>	<b>\$30,000,000</b>
Regional Wireless Capital Project Fund		6,000,000	6,000,000	6,000,000	6,000,000	6,000,000	30,000,000
<b>Funding Total</b>		<b>\$6,000,000</b>	<b>\$6,000,000</b>	<b>\$6,000,000</b>	<b>\$6,000,000</b>	<b>\$6,000,000</b>	<b>\$30,000,000</b>
<b>RW32000003</b>	<b>NARROW BANDING UPGRADE</b>						
					<b>Function: Regional Wireless Cooperative</b>		
Upgrade Phase I narrow banding (800 MHz to 700 MHz) hardware for the Regional Wireless Cooperative.							<b>Strategic Plan: Technology</b>
							<b>District: Citywide</b>
Equipment		11,957,644	8,620,999	-	-	-	20,578,643
<b>Project Total</b>		<b>\$11,957,644</b>	<b>\$8,620,999</b>	<b>-</b>	<b>-</b>	<b>-</b>	<b>\$20,578,643</b>
Regional Wireless Capital Project Fund		11,957,644	8,620,999	-	-	-	20,578,643
<b>Funding Total</b>		<b>\$11,957,644</b>	<b>\$8,620,999</b>	<b>-</b>	<b>-</b>	<b>-</b>	<b>\$20,578,643</b>

# SOLID WASTE DISPOSAL

- 1** 19th Ave Landfill
- 2** 27th Ave Landfill & S.W. Management Facility
- 3** Deer Valley Landfill
- 4** Del Rio Landfill
- 5** North Gateway S.W. Management Facility
- 6** Skunk Creek Landfill  
SR 85 Landfill (Town of Buckeye)



**City of Phoenix**  
**Planning Department**

June 2012

## **Solid Waste Disposal**

The \$103.4 million Solid Waste Disposal program is funded with Solid Waste revenue, Solid Waste Remediation, 2006 General Obligation Bonds, development impact fees, capital reserve and nonprofit corporation bond funds.

The Solid Waste Disposal program includes various projects at the city's landfills and transfer stations. Major projects include 27<sup>th</sup> Avenue composting facility improvements, various cell excavations and lining, methane gas extraction system and monitoring and State Route 85 landfill drainage construction.

2014-2019 CAPITAL IMPROVEMENT PROGRAM

**Solid Waste Disposal**  
Capital Improvement Program Summary

<b>Project Summary</b>	<b>2014-15</b>	<b>2015-16</b>	<b>2016-17</b>	<b>2017-18</b>	<b>2018-19</b>	<b>Total</b>
19th Avenue Landfill	740,672	800,000	-	850,000	-	2,390,672
27th Avenue Landfill	-	980,000	-	1,000,000	-	1,980,000
Other Projects	2,540,000	-	-	-	-	2,540,000
Skunk Creek Landfill	440,000	2,300,000	-	2,250,000	-	4,990,000
SR 85 Landfill	16,425,015	8,000,000	3,750,000	3,000,000	28,725,000	59,900,015
Transfer Station	16,100,000	10,000,000	-	-	5,000,000	31,100,000
Brownfields	42,000	-	-	-	-	42,000
Percent for Art	279,472	110,462	65,000	-	-	454,934
<b>Total</b>	<b>\$36,567,159</b>	<b>\$22,190,462</b>	<b>\$3,815,000</b>	<b>\$7,100,000</b>	<b>\$33,725,000</b>	<b>\$103,397,621</b>
<b>Source of Funds</b>						
<u>Operating Funds</u>						
Solid Waste Operating	29,219,215	21,280,000	3,750,000	4,100,000	11,375,000	69,724,215
<b>Total Operating Funds</b>	<b>\$29,219,215</b>	<b>\$21,280,000</b>	<b>\$3,750,000</b>	<b>\$4,100,000</b>	<b>\$11,375,000</b>	<b>\$69,724,215</b>
<u>Bond Funds</u>						
2006 Bonds	42,000	-	-	-	-	42,000
Nonprofit Corporation Bonds - Solid Waste	1,073,272	110,462	65,000	3,000,000	18,050,000	22,298,734
<b>Total Bond Funds</b>	<b>\$1,115,272</b>	<b>\$110,462</b>	<b>\$65,000</b>	<b>\$3,000,000</b>	<b>\$18,050,000</b>	<b>\$22,340,734</b>
<u>Other Financing</u>						
Capital Reserves	2,952,000	-	-	-	4,300,000	7,252,000
Impact Fees	2,540,000	-	-	-	-	2,540,000
Solid Waste Remediation	740,672	800,000	-	-	-	1,540,672
<b>Total Other Financing</b>	<b>\$6,232,672</b>	<b>\$800,000</b>	<b>-</b>	<b>-</b>	<b>\$4,300,000</b>	<b>\$11,332,672</b>
<b>Total Sources of Funds</b>	<b>\$36,567,159</b>	<b>\$22,190,462</b>	<b>\$3,815,000</b>	<b>\$7,100,000</b>	<b>\$33,725,000</b>	<b>\$103,397,621</b>

2014-2019 CAPITAL IMPROVEMENT PROGRAM

**Solid Waste Disposal**

<i>Project No.</i>	<i>Project Title</i>	<i>2014-15</i>	<i>2015-16</i>	<i>2016-17</i>	<i>2017-18</i>	<i>2018-19</i>	<i>Total</i>
<b>PW16520002</b>	<b>19TH AVENUE - FINAL CAPPING</b>						
	Complete maintenance of soil cap material for the 19th Avenue Landfill.						
							<b>Function: 19th Avenue Landfill</b>
							<b>Strategic Plan: Infrastructure</b>
							<b>District: 7</b>
Construction		494,672	-	-	-	-	494,672
<b>Project Total</b>		<b>\$494,672</b>	-	-	-	-	<b>\$494,672</b>
Solid Waste Remediation Funds		494,672	-	-	-	-	494,672
<b>Funding Total</b>		<b>\$494,672</b>	-	-	-	-	<b>\$494,672</b>
<b>PW16520005</b>	<b>19TH AVENUE - GROUNDWATER REMEDIATION</b>						
	Contingency for groundwater remediation at the 19th Avenue Landfill.						
							<b>Function: 19th Avenue Landfill</b>
							<b>Strategic Plan: Infrastructure</b>
							<b>District: 7</b>
Construction		246,000	-	-	-	-	246,000
<b>Project Total</b>		<b>\$246,000</b>	-	-	-	-	<b>\$246,000</b>
Solid Waste Remediation Funds		246,000	-	-	-	-	246,000
<b>Funding Total</b>		<b>\$246,000</b>	-	-	-	-	<b>\$246,000</b>
<b>PW16520006</b>	<b>19TH AVENUE - METHANE GAS SYSTEM</b>						
	Maintain the methane gas collection system at the 19th Avenue Landfill.						
							<b>Function: 19th Avenue Landfill</b>
							<b>Strategic Plan: Infrastructure</b>
							<b>District: 7</b>
Construction		-	800,000	-	850,000	-	1,650,000
<b>Project Total</b>		-	<b>\$800,000</b>	-	<b>\$850,000</b>	-	<b>\$1,650,000</b>
Solid Waste Remediation Funds		-	800,000	-	-	-	800,000
Solid Waste Disposal-Operating		-	-	-	850,000	-	850,000
<b>Funding Total</b>		-	<b>\$800,000</b>	-	<b>\$850,000</b>	-	<b>\$1,650,000</b>
<b>PW16530001</b>	<b>27TH AVENUE - METHANE GAS SYSTEM</b>						
	Maintain the methane gas collection system at the 27th Avenue Landfill.						
							<b>Function: 27th Avenue Landfill</b>
							<b>Strategic Plan: Infrastructure</b>
							<b>District: 7</b>
Construction		-	980,000	-	1,000,000	-	1,980,000
<b>Project Total</b>		-	<b>\$980,000</b>	-	<b>\$1,000,000</b>	-	<b>\$1,980,000</b>
Solid Waste Disposal-Operating		-	980,000	-	1,000,000	-	1,980,000
<b>Funding Total</b>		-	<b>\$980,000</b>	-	<b>\$1,000,000</b>	-	<b>\$1,980,000</b>
<b>PW19990001</b>	<b>SOLID WASTE IMPACT FEE CONTINGENCY</b>						
	Provide for Solid Waste Impact Fee contingency projects.						
							<b>Function: Other Projects</b>
							<b>Strategic Plan: Infrastructure</b>
							<b>District: Citywide</b>
Construction		2,540,000	-	-	-	-	2,540,000
<b>Project Total</b>		<b>\$2,540,000</b>	-	-	-	-	<b>\$2,540,000</b>
Impact Fee - Solid Waste, Southern		1,855,000	-	-	-	-	1,855,000
Impact Fee - Solid Waste, Northern		685,000	-	-	-	-	685,000
<b>Funding Total</b>		<b>\$2,540,000</b>	-	-	-	-	<b>\$2,540,000</b>
<b>PW16630001</b>	<b>SKUNK CREEK - LINE AND CAP CELL 6</b>						
	Line and cap Cell 6 at the Skunk Creek Landfill.						
							<b>Function: Skunk Creek Landfill</b>
							<b>Strategic Plan: Infrastructure</b>
							<b>District: 1</b>
Construction		440,000	-	-	-	-	440,000
<b>Project Total</b>		<b>\$440,000</b>	-	-	-	-	<b>\$440,000</b>
Solid Waste Disposal-Operating		440,000	-	-	-	-	440,000
<b>Funding Total</b>		<b>\$440,000</b>	-	-	-	-	<b>\$440,000</b>

2014-2019 CAPITAL IMPROVEMENT PROGRAM

**Solid Waste Disposal**

Project No.	Project Title	2014-15	2015-16	2016-17	2017-18	2018-19	Total
<b>PW16640004</b>	<b>SKUNK CREEK - GAS MONITORING AND MAINTENANCE</b>						
	Monitor and maintain the methane gas systems at the Skunk Creek Landfill.						
							Function: Skunk Creek Landfill Strategic Plan: Infrastructure District: 1
Construction		-	2,300,000	-	2,250,000	-	4,550,000
<b>Project Total</b>		-	<b>\$2,300,000</b>	-	<b>\$2,250,000</b>	-	<b>\$4,550,000</b>
Solid Waste Disposal-Operating		-	2,300,000	-	2,250,000	-	4,550,000
<b>Funding Total</b>		-	<b>\$2,300,000</b>	-	<b>\$2,250,000</b>	-	<b>\$4,550,000</b>
<b>PW16810001</b>	<b>SR 85 LANDFILL - CELL 1 EXCAVATION</b>						
	Excavate and line Cell 1 at the State Route 85 Landfill.						
							Function: SR 85 Landfill Strategic Plan: Infrastructure District: Citywide
Construction		2,123,000	-	-	-	-	2,123,000
<b>Project Total</b>		<b>\$2,123,000</b>	-	-	-	-	<b>\$2,123,000</b>
Solid Waste Disposal-Operating		2,123,000	-	-	-	-	2,123,000
<b>Funding Total</b>		<b>\$2,123,000</b>	-	-	-	-	<b>\$2,123,000</b>
<b>PW16810002</b>	<b>SR 85 LANDFILL - CELL 1 CAPPING</b>						
	Cap Cell 1 at the State Route 85 Landfill.						
							Function: SR 85 Landfill Strategic Plan: Infrastructure District: Citywide
Construction		-	-	-	3,000,000	-	3,000,000
<b>Project Total</b>		-	-	-	<b>\$3,000,000</b>	-	<b>\$3,000,000</b>
Nonprofit Corporation Bonds - Solid Waste		-	-	-	3,000,000	-	3,000,000
<b>Funding Total</b>		-	-	-	<b>\$3,000,000</b>	-	<b>\$3,000,000</b>
<b>PW16810003</b>	<b>SR 85 LANDFILL - METHANE GAS EXTRACTION SYSTEM</b>						
	Construct methane gas extraction system for the State Route 85 Landfill.						
							Function: SR 85 Landfill Strategic Plan: Infrastructure District: Citywide
Construction		1,575,000	3,000,000	-	-	4,700,000	9,275,000
<b>Project Total</b>		<b>\$1,575,000</b>	<b>\$3,000,000</b>	-	-	<b>\$4,700,000</b>	<b>\$9,275,000</b>
Solid Waste Disposal-Operating		1,575,000	3,000,000	-	-	-	4,575,000
Nonprofit Corporation Bonds - Solid Waste		-	-	-	-	4,700,000	4,700,000
<b>Funding Total</b>		<b>\$1,575,000</b>	<b>\$3,000,000</b>	-	-	<b>\$4,700,000</b>	<b>\$9,275,000</b>
<b>PW16810004</b>	<b>SR 85 LANDFILL - DRAINAGE</b>						
	Construct drainage system for State Route 85 Landfill.						
							Function: SR 85 Landfill Strategic Plan: Infrastructure District: Citywide
Construction		2,952,000	5,000,000	-	-	8,300,000	16,252,000
<b>Project Total</b>		<b>\$2,952,000</b>	<b>\$5,000,000</b>	-	-	<b>\$8,300,000</b>	<b>\$16,252,000</b>
Solid Waste Disposal-Operating		-	5,000,000	-	-	-	5,000,000
Nonprofit Corporation Bonds - Solid Waste		-	-	-	-	4,000,000	4,000,000
End Use Reserve		2,952,000	-	-	-	4,300,000	7,252,000
<b>Funding Total</b>		<b>\$2,952,000</b>	<b>\$5,000,000</b>	-	-	<b>\$8,300,000</b>	<b>\$16,252,000</b>

2014-2019 CAPITAL IMPROVEMENT PROGRAM

Solid Waste Disposal

Project No.	Project Title	2014-15	2015-16	2016-17	2017-18	2018-19	Total
<b>PW16810006 SR 85 - CELL 2 EXCAVATION AND LINING</b>		<b>Function: SR 85 Landfill</b>					
Excavate and line Cell 2 at the State Route 85 Landfill.		<b>Strategic Plan: Infrastructure</b>					
		<b>District: Citywide</b>					
Construction		2,000,000	-	-	-	11,000,000	13,000,000
<b>Project Total</b>		<b>\$2,000,000</b>	<b>-</b>	<b>-</b>	<b>-</b>	<b>\$11,000,000</b>	<b>\$13,000,000</b>
Solid Waste Disposal-Operating		2,000,000	-	-	-	6,650,000	8,650,000
Nonprofit Corporation Bonds - Solid Waste		-	-	-	-	4,350,000	4,350,000
<b>Funding Total</b>		<b>\$2,000,000</b>	<b>-</b>	<b>-</b>	<b>-</b>	<b>\$11,000,000</b>	<b>\$13,000,000</b>
<b>PW16810007 SR 85 - LANDFILL UTILITY ALIGNMENT</b>		<b>Function: SR 85 Landfill</b>					
Relocate utilities at the State Route 85 Landfill.		<b>Strategic Plan: Infrastructure</b>					
		<b>District: Citywide</b>					
Construction		4,375,015	-	-	-	500,000	4,875,015
<b>Project Total</b>		<b>\$4,375,015</b>	<b>-</b>	<b>-</b>	<b>-</b>	<b>\$500,000</b>	<b>\$4,875,015</b>
Solid Waste Disposal-Operating		3,581,215	-	-	-	500,000	4,081,215
Nonprofit Corporation Bonds - Solid Waste		793,800	-	-	-	-	793,800
<b>Funding Total</b>		<b>\$4,375,015</b>	<b>-</b>	<b>-</b>	<b>-</b>	<b>\$500,000</b>	<b>\$4,875,015</b>
<b>PW16810008 SR 85 - GAS MONITORING AND MAINTENANCE</b>		<b>Function: SR 85 Landfill</b>					
Monitor and maintain the methane gas systems at the State Route 85 Landfill.		<b>Strategic Plan: Infrastructure</b>					
		<b>District: Citywide</b>					
Construction		3,400,000	-	3,750,000	-	4,225,000	11,375,000
<b>Project Total</b>		<b>\$3,400,000</b>	<b>-</b>	<b>\$3,750,000</b>	<b>-</b>	<b>\$4,225,000</b>	<b>\$11,375,000</b>
Solid Waste Disposal-Operating		3,400,000	-	3,750,000	-	4,225,000	11,375,000
<b>Funding Total</b>		<b>\$3,400,000</b>	<b>-</b>	<b>\$3,750,000</b>	<b>-</b>	<b>\$4,225,000</b>	<b>\$11,375,000</b>
<b>PW16700003 27TH AVENUE TRANSFER STATION - PAINTING</b>		<b>Function: Transfer Station</b>					
Paint the 27th Avenue Landfill Solid Waste Transfer Station.		<b>Strategic Plan: Infrastructure</b>					
		<b>District: 7</b>					
Construction		1,200,000	-	-	-	-	1,200,000
<b>Project Total</b>		<b>\$1,200,000</b>	<b>-</b>	<b>-</b>	<b>-</b>	<b>-</b>	<b>\$1,200,000</b>
Solid Waste Disposal-Operating		1,200,000	-	-	-	-	1,200,000
<b>Funding Total</b>		<b>\$1,200,000</b>	<b>-</b>	<b>-</b>	<b>-</b>	<b>-</b>	<b>\$1,200,000</b>
<b>PW16700017 NORTH GATEWAY TRANSFER STATION PAVING, UTILITIES AND REPAIR SHOP DESIGN</b>		<b>Function: Transfer Station</b>					
Install paving, utilities and refurbish the Equipment Management Division repair shop at the North Gateway Transfer Station.		<b>Strategic Plan: Infrastructure</b>					
		<b>District: Citywide</b>					
Construction		2,400,000	5,600,000	-	-	-	8,000,000
<b>Project Total</b>		<b>\$2,400,000</b>	<b>\$5,600,000</b>	<b>-</b>	<b>-</b>	<b>-</b>	<b>\$8,000,000</b>
Solid Waste Capital Replacement		2,400,000	5,600,000	-	-	-	8,000,000
<b>Funding Total</b>		<b>\$2,400,000</b>	<b>\$5,600,000</b>	<b>-</b>	<b>-</b>	<b>-</b>	<b>\$8,000,000</b>

## 2014-2019 CAPITAL IMPROVEMENT PROGRAM

**Solid Waste Disposal**

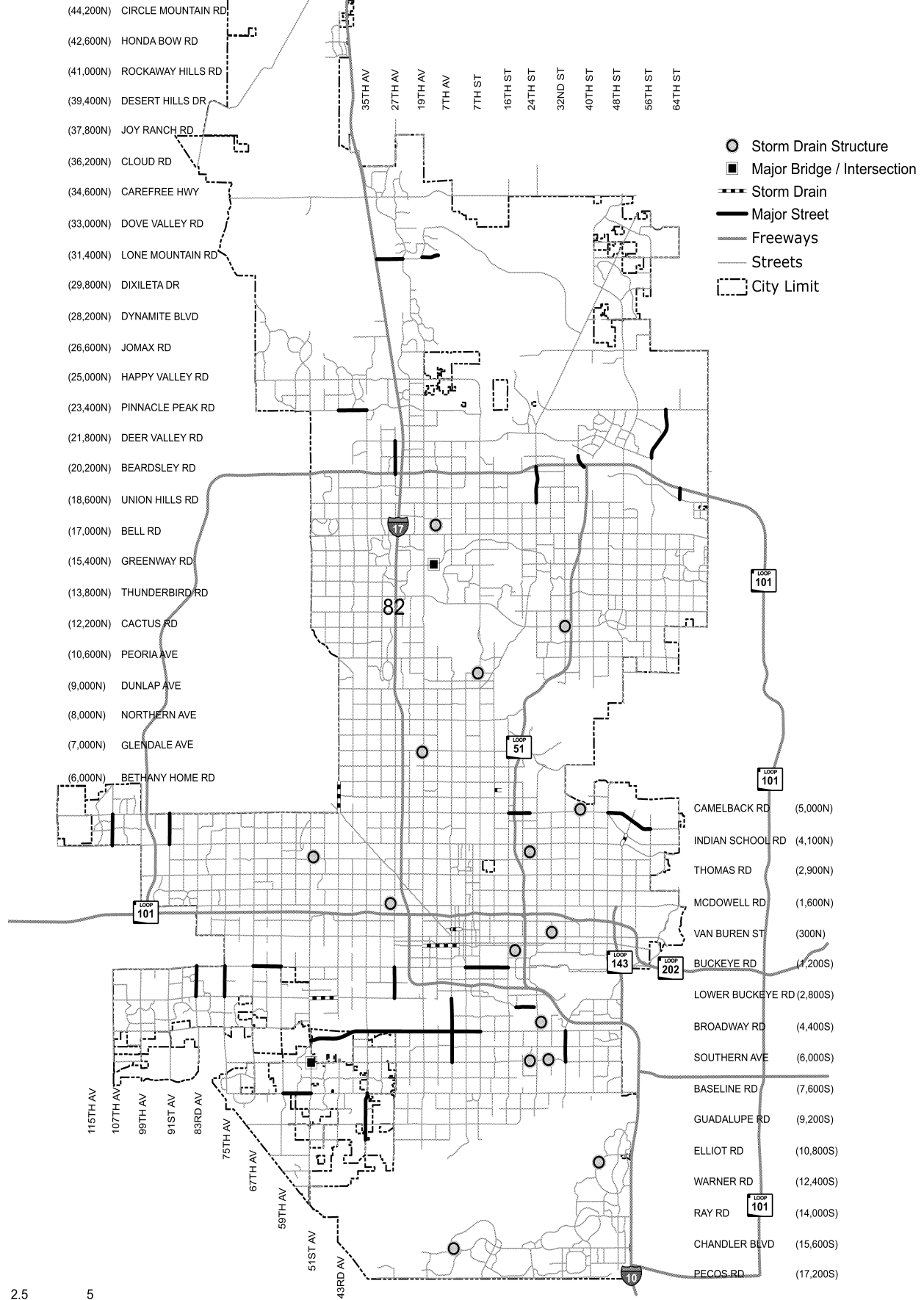
<i>Project No.</i>	<i>Project Title</i>	<i>2014-15</i>	<i>2015-16</i>	<i>2016-17</i>	<i>2017-18</i>	<i>2018-19</i>	<i>Total</i>
<b>PW16700020</b>	<b>MATERIAL RECOVERY FACILITIES (MRF) RETROFIT</b>						
						<b>Function: Transfer Station</b>	
Replace or upgrade aging equipment at the 27th Avenue and North Gateway Transfer Stations Material Recovery Facilities.						<b>Strategic Plan: Infrastructure</b>	
						<b>District: Citywide</b>	
	Construction	-	-	-	-	5,000,000	5,000,000
	<b>Project Total</b>	-	-	-	-	<b>\$5,000,000</b>	<b>\$5,000,000</b>
	Nonprofit Corporation Bonds - Solid Waste	-	-	-	-	5,000,000	5,000,000
	<b>Funding Total</b>	-	-	-	-	<b>\$5,000,000</b>	<b>\$5,000,000</b>
<b>PW16700021</b>	<b>27TH AVENUE COMPOSTING FACILITY</b>						
						<b>Function: Transfer Station</b>	
Improve infrastructure and construct a temporary and permanent compost facility adjacent to the 27th Avenue Transfer Station.						<b>Strategic Plan: Infrastructure</b>	
						<b>District: 7</b>	
	Construction	12,000,000	4,400,000	-	-	-	16,400,000
	<b>Project Total</b>	<b>\$12,000,000</b>	<b>\$4,400,000</b>	-	-	-	<b>\$16,400,000</b>
	Solid Waste Capital Replacement	12,000,000	4,400,000	-	-	-	16,400,000
	<b>Funding Total</b>	<b>\$12,000,000</b>	<b>\$4,400,000</b>	-	-	-	<b>\$16,400,000</b>
<b>PW16700022</b>	<b>NORTH GATEWAY TRANSFER STATION CAPITAL IMPROVEMENT</b>						
						<b>Function: Transfer Station</b>	
Install a reject conveyor and conduct civil improvements and a wall removal at the North Gateway Material Recovery Facility.						<b>Strategic Plan: Infrastructure</b>	
						<b>District: 2</b>	
	Construction	500,000	-	-	-	-	500,000
	<b>Project Total</b>	<b>\$500,000</b>	-	-	-	-	<b>\$500,000</b>
	Solid Waste Disposal-Operating	500,000	-	-	-	-	500,000
	<b>Funding Total</b>	<b>\$500,000</b>	-	-	-	-	<b>\$500,000</b>
<b>EP60642011</b>	<b>DEL RIO LANDFILL</b>						
						<b>Function: Brownfields</b>	
Conduct environmental investigation and feasibility studies at the Del Rio Landfill.						<b>Strategic Plan: Economic Development and Education</b>	
						<b>District: 8</b>	
	Study	42,000	-	-	-	-	42,000
	<b>Project Total</b>	<b>\$42,000</b>	-	-	-	-	<b>\$42,000</b>
	2006 Economic Development Bonds	42,000	-	-	-	-	42,000
	<b>Funding Total</b>	<b>\$42,000</b>	-	-	-	-	<b>\$42,000</b>
<b>AR70100007</b>	<b>SKUNK CREEK RECREATION AREA PERCENT FOR ART</b>						
						<b>Function: Percent for Art</b>	
Design and build passive recreational elements at the Skunk Creek Landfill.						<b>Strategic Plan: Neighborhoods and Livability</b>	
						<b>District: 1</b>	
	Construction	-	41,060	40,000	-	-	81,060
	<b>Project Total</b>	-	<b>\$41,060</b>	<b>\$40,000</b>	-	-	<b>\$81,060</b>
	Nonprofit Corporation Bonds - Solid Waste	-	41,060	40,000	-	-	81,060
	<b>Funding Total</b>	-	<b>\$41,060</b>	<b>\$40,000</b>	-	-	<b>\$81,060</b>

2014-2019 CAPITAL IMPROVEMENT PROGRAM

**Solid Waste Disposal**

<i><b>Project No.</b></i>	<i><b>Project Title</b></i>	<i><b>2014-15</b></i>	<i><b>2015-16</b></i>	<i><b>2016-17</b></i>	<i><b>2017-18</b></i>	<i><b>2018-19</b></i>	<i><b>Total</b></i>
AR70160001	<b>27TH AVENUE SOLID WASTE MGMT FACILITY PERCENT FOR ART</b>						
Develop artwork for the new recycling education center.						<b>Function: Percent for Art</b>	
						<b>Strategic Plan: Neighborhoods and Livability</b>	
						<b>District: 2</b>	
Other		279,472	69,402	25,000	-	-	373,874
	<b>Project Total</b>	<b>\$279,472</b>	<b>\$69,402</b>	<b>\$25,000</b>	-	-	<b>\$373,874</b>
Nonprofit Corporation Bonds - Solid Waste		279,472	69,402	25,000	-	-	373,874
	<b>Funding Total</b>	<b>\$279,472</b>	<b>\$69,402</b>	<b>\$25,000</b>	-	-	<b>\$373,874</b>

# Street Transportation and Drainage



## Street Transportation and Drainage

The Street Transportation and Drainage program totals \$511.5 million and is funded with 1988, 2001 and 2006 General Obligation Bonds, Arizona Highway User Revenue and Reserve, Capital Construction, development impact fees, nonprofit corporation bonds, other restricted, other agency participation and Downtown Community Reinvestment funds. General Obligation Bond funded projects total approximately \$35.3 million, of which \$26.1 million is being delayed indefinitely due to property tax revenue reductions.

General Obligation Bond funded projects that are delayed indefinitely include:

- Construct a bridge at Riverview Drive between 18<sup>th</sup> and 22<sup>nd</sup> streets
- Construct Camelback Corridor improvements
- Construct a pedestrian bridge between the Children's Museum and Science Center over 7th Street
- Construct historic districts streetscape improvements
- Design and construct traffic calming infrastructure
- Construct phase II of the Intelligent Transportation System (ITS) fiber optic backbone

The Street Transportation and Drainage program includes major streets and bridge construction, storm drainage, traffic improvement and other street improvement projects such as sidewalks, ramps, dust control, traffic calming and street resurfacing. Major projects planned include improvements to the following locations: 7th Avenue: Southern Avenue to the Salt River, 91st Avenue: Indian School to Camelback, Cave Creek Road: Union Hills to Pima Freeway, 32nd Street: Southern Avenue to Broadway Road, Buckeye Road: 67th Avenue to 59th Avenue, 27th Avenue: Pima Freeway to Deer Valley Road, 35th Avenue: Olney Drive to Dobbins Road, 27th Avenue: Lower Buckeye Road to Buckeye Road, Buckeye Road: Central to 16th Street and 51st Avenue and Broadway Road: 7<sup>th</sup> Street to 51<sup>st</sup> Avenue (Avenida Rio Salado).

2014-2019 CAPITAL IMPROVEMENT PROGRAM

**Street Transportation and Drainage**  
Capital Improvement Program Summary

<b>Project Summary</b>	<b>2014-15</b>	<b>2015-16</b>	<b>2016-17</b>	<b>2017-18</b>	<b>2018-19</b>	<b>Total</b>
ADA Compliance	10,000	10,000	10,000	10,000	660,000	700,000
Drainage Channels and Detention Basins	238,863	-	-	-	-	238,863
Local Drainage Solutions	5,628,657	822,375	669,375	822,375	1,585,375	9,528,157
Major Street, Bridge, Pedestrian and Bikeway Construction	102,188,819	40,299,546	56,298,832	40,516,230	47,126,150	286,429,577
Major Trunk Storm Sewers	4,731,861	-	-	-	-	4,731,861
Retrofit	2,139,774	500,000	500,000	500,000	1,698,408	5,338,182
Street Lighting	882,229	100,000	100,000	100,000	100,000	1,282,229
Street Modernization	3,102,998	3,359,800	3,563,283	3,170,615	3,794,010	16,990,706
Street Rehabilitation	31,523,224	29,746,558	31,811,558	33,876,558	35,026,558	161,984,456
Traffic Calming Improvements	3,431,413	727,032	558,067	558,067	2,820,434	8,095,013
Traffic Signal Improvements	4,318,878	1,932,500	1,932,500	1,732,500	3,132,500	13,048,878
Stormwater Compliance	250,000	250,000	250,000	250,000	250,000	1,250,000
Percent for Art	1,374,092	219,497	20,000	-	235,625	1,849,214
<b>Total</b>	<b>\$159,820,808</b>	<b>\$77,967,308</b>	<b>\$95,713,615</b>	<b>\$81,536,345</b>	<b>\$96,429,060</b>	<b>\$511,467,136</b>
<b>Source of Funds</b>						
<u>Operating Funds</u>						
Arizona Highway Users	56,689,673	38,068,085	61,471,711	50,019,470	38,584,000	244,832,939
Capital Construction	18,637,792	15,595,511	15,725,375	16,643,375	16,843,375	83,445,428
Community Reinvestment	100,000	-	-	-	-	100,000
Other Restricted Funds	250,000	250,000	250,000	250,000	250,000	1,250,000
<b>Total Operating Funds</b>	<b>\$75,677,465</b>	<b>\$53,913,596</b>	<b>\$77,447,086</b>	<b>\$66,912,845</b>	<b>\$55,677,375</b>	<b>\$329,628,367</b>
<u>Bond Funds</u>						
1988 Bonds	-	-	-	-	1,849,898	1,849,898
2001 Bonds	143,788	-	-	-	1,572,890	1,716,678
2006 Bonds	6,291,199	2,735,000	5,000	-	22,705,397	31,736,596
Nonprofit Corporation Bonds - Solid Waste	21,133	20,000	20,000	-	-	61,133
Nonprofit Corporation Bonds - Wastewater	230,497	15,000	-	-	-	245,497
Nonprofit Corporation Bonds - Water	74,700	150,000	-	-	-	224,700
<b>Total Bond Funds</b>	<b>\$6,761,317</b>	<b>\$2,920,000</b>	<b>\$25,000</b>	<b>-</b>	<b>\$26,128,185</b>	<b>\$35,834,502</b>
<u>Other Financing</u>						
Capital Reserves	14,788,295	100,000	100,000	100,000	100,000	15,188,295
Federal, State and Other Participation	52,914,044	21,033,712	17,581,529	14,523,500	14,523,500	120,576,285
Impact Fees	9,679,687	-	560,000	-	-	10,239,687
<b>Total Other Financing</b>	<b>\$77,382,026</b>	<b>\$21,133,712</b>	<b>\$18,241,529</b>	<b>\$14,623,500</b>	<b>\$14,623,500</b>	<b>\$146,004,267</b>
<b>Total Sources of Funds</b>	<b>\$159,820,808</b>	<b>\$77,967,308</b>	<b>\$95,713,615</b>	<b>\$81,536,345</b>	<b>\$96,429,060</b>	<b>\$511,467,136</b>

## Street Transportation and Drainage

<i>Project No.</i>	<i>Project Title</i>	<i>2014-15</i>	<i>2015-16</i>	<i>2016-17</i>	<i>2017-18</i>	<i>2018-19</i>	<i>Total</i>
<b>ST87500000</b>	<b>AMERICANS WITH DISABILITIES ACT COMPLIANCE IMPROVEMENTS</b>						
							<b>Function: ADA Compliance</b>
	Design and construct street improvements to comply with the Americans with Disabilities Act.						<b>Strategic Plan: Infrastructure</b>
							<b>District: Citywide</b>
	Design	10,000	10,000	10,000	10,000	10,000	50,000
	Construction	-	-	-	-	650,000	650,000
	<b>Project Total</b>	<b>\$10,000</b>	<b>\$10,000</b>	<b>\$10,000</b>	<b>\$10,000</b>	<b>\$660,000</b>	<b>\$700,000</b>
	Arizona Highway User Revenues	10,000	10,000	10,000	10,000	10,000	50,000
	2006 Street Improvement and Storm Sewer Bonds	-	-	-	-	650,000	650,000
	<b>Funding Total</b>	<b>\$10,000</b>	<b>\$10,000</b>	<b>\$10,000</b>	<b>\$10,000</b>	<b>\$660,000</b>	<b>\$700,000</b>
<b>ST83120048</b>	<b>DETENTION BASIN AT 43RD AVENUE BASIN AND BASELINE ROAD.</b>						
							<b>Function: Drainage Channels and Detention Basins</b>
	Construct a detention basin at 43rd Avenue and Baseline Road.						<b>Strategic Plan: Infrastructure</b>
							<b>District: 7</b>
	Construction	223,719	-	-	-	-	223,719
	<b>Project Total</b>	<b>\$223,719</b>	<b>-</b>	<b>-</b>	<b>-</b>	<b>-</b>	<b>\$223,719</b>
	Impact Fee - Storm Drainage, Laveen	223,719	-	-	-	-	223,719
	<b>Funding Total</b>	<b>\$223,719</b>	<b>-</b>	<b>-</b>	<b>-</b>	<b>-</b>	<b>\$223,719</b>
<b>ST83120050</b>	<b>CITYWIDE LEVEE MAINTENANCE PROGRAM</b>						
							<b>Function: Drainage Channels and Detention Basins</b>
	Remove vegetation in levees located throughout the city per the Federal Emergency Management Agency (FEMA) and the Arizona Department of Water Resources (ADWR) regulations.						<b>Strategic Plan: Infrastructure</b>
							<b>District: Citywide</b>
	Construction	15,144	-	-	-	-	15,144
	<b>Project Total</b>	<b>\$15,144</b>	<b>-</b>	<b>-</b>	<b>-</b>	<b>-</b>	<b>\$15,144</b>
	2006 Street Improvement and Storm Sewer Bonds	15,144	-	-	-	-	15,144
	<b>Funding Total</b>	<b>\$15,144</b>	<b>-</b>	<b>-</b>	<b>-</b>	<b>-</b>	<b>\$15,144</b>
<b>ST83130031</b>	<b>LOCAL DRAINAGE SOLUTIONS</b>						
							<b>Function: Local Drainage Solutions</b>
	Reduce local drainage problems on miscellaneous collectors, laterals and other facilities.						<b>Strategic Plan: Infrastructure</b>
							<b>District: Citywide</b>
	Construction	175,000	190,000	205,000	220,000	235,000	1,025,000
	<b>Project Total</b>	<b>\$175,000</b>	<b>\$190,000</b>	<b>\$205,000</b>	<b>\$220,000</b>	<b>\$235,000</b>	<b>\$1,025,000</b>
	Capital Construction	175,000	190,000	205,000	220,000	235,000	1,025,000
	<b>Funding Total</b>	<b>\$175,000</b>	<b>\$190,000</b>	<b>\$205,000</b>	<b>\$220,000</b>	<b>\$235,000</b>	<b>\$1,025,000</b>
<b>ST83130144</b>	<b>STORM DRAIN REHABILITATION PROGRAM</b>						
							<b>Function: Local Drainage Solutions</b>
	Construct storm drain rehabilitation projects.						<b>Strategic Plan:</b>
							<b>District: Citywide</b>
	Construction	175,595	-	-	-	-	175,595
	<b>Project Total</b>	<b>\$175,595</b>	<b>-</b>	<b>-</b>	<b>-</b>	<b>-</b>	<b>\$175,595</b>
	2006 Street Improvement and Storm Sewer Bonds	175,595	-	-	-	-	175,595
	<b>Funding Total</b>	<b>\$175,595</b>	<b>-</b>	<b>-</b>	<b>-</b>	<b>-</b>	<b>\$175,595</b>



**Street Transportation and Drainage**

<i>Project No.</i>	<i>Project Title</i>	<i>2014-15</i>	<i>2015-16</i>	<i>2016-17</i>	<i>2017-18</i>	<i>2018-19</i>	<i>Total</i>
<b>ST83130315</b>	<b>JEFFERSON STREET STORM DRAIN PHASE IV</b>						
	Construct Phase IV storm drain improvements from Harrison Street to Jefferson Street and 10th Avenue to 3rd Avenue.						
							<b>Function: Local Drainage Solutions</b>
							<b>Strategic Plan: Infrastructure</b>
							<b>District: 7</b>
Construction		75,000	-	-	-	-	75,000
<b>Project Total</b>		<b>\$75,000</b>	<b>-</b>	<b>-</b>	<b>-</b>	<b>-</b>	<b>\$75,000</b>
2006 Street Improvement and Storm Sewer Bonds		75,000	-	-	-	-	75,000
<b>Funding Total</b>		<b>\$75,000</b>	<b>-</b>	<b>-</b>	<b>-</b>	<b>-</b>	<b>\$75,000</b>
<b>ST83130316</b>	<b>JEFFERSON STREET STORM DRAIN PHASE V</b>						
	Construct Phase V storm drain improvements from Harrison Street to Jefferson Street and 11th Avenue to 5th Avenue.						
							<b>Function: Local Drainage Solutions</b>
							<b>Strategic Plan: Infrastructure</b>
							<b>District: 7</b>
Design		478,000	-	-	-	-	478,000
Construction		75,000	-	-	-	-	75,000
<b>Project Total</b>		<b>\$553,000</b>	<b>-</b>	<b>-</b>	<b>-</b>	<b>-</b>	<b>\$553,000</b>
2006 Street Improvement and Storm Sewer Bonds		553,000	-	-	-	-	553,000
<b>Funding Total</b>		<b>\$553,000</b>	<b>-</b>	<b>-</b>	<b>-</b>	<b>-</b>	<b>\$553,000</b>
<b>ST83140000</b>	<b>LOCAL DRAINAGE SOLUTIONS</b>						
	Design, acquire land and construct local drainage improvements.						
							<b>Function: Local Drainage Solutions</b>
							<b>Strategic Plan: Infrastructure</b>
							<b>District: Citywide</b>
Construction		-	-	-	-	309,000	309,000
<b>Project Total</b>		<b>-</b>	<b>-</b>	<b>-</b>	<b>-</b>	<b>\$309,000</b>	<b>\$309,000</b>
2006 Street Improvement and Storm Sewer Bonds		-	-	-	-	309,000	309,000
<b>Funding Total</b>		<b>-</b>	<b>-</b>	<b>-</b>	<b>-</b>	<b>\$309,000</b>	<b>\$309,000</b>
<b>ST83140029</b>	<b>DRAINAGE IMPROVEMENTS: 7TH AVENUE</b>						
	Construct drainage improvements at 7th Avenue and East Fork Cave Creek Wash.						
							<b>Function: Local Drainage Solutions</b>
							<b>Strategic Plan: Infrastructure</b>
							<b>District: 3</b>
Construction		-	-	-	-	254,000	254,000
<b>Project Total</b>		<b>-</b>	<b>-</b>	<b>-</b>	<b>-</b>	<b>\$254,000</b>	<b>\$254,000</b>
2006 Street Improvement and Storm Sewer Bonds		-	-	-	-	254,000	254,000
<b>Funding Total</b>		<b>-</b>	<b>-</b>	<b>-</b>	<b>-</b>	<b>\$254,000</b>	<b>\$254,000</b>
<b>ST83140040</b>	<b>STORM DRAINS: 2803 WEST ALMERIA ROAD</b>						
	Construct storm drain improvements on Almeria Road from 28th Avenue to 21st Avenue.						
							<b>Function: Local Drainage Solutions</b>
							<b>Strategic Plan: Infrastructure</b>
							<b>District: 4</b>
Construction		50,000	-	-	-	-	50,000
<b>Project Total</b>		<b>\$50,000</b>	<b>-</b>	<b>-</b>	<b>-</b>	<b>-</b>	<b>\$50,000</b>
2006 Street Improvement and Storm Sewer Bonds		50,000	-	-	-	-	50,000
<b>Funding Total</b>		<b>\$50,000</b>	<b>-</b>	<b>-</b>	<b>-</b>	<b>-</b>	<b>\$50,000</b>

2014-2019 CAPITAL IMPROVEMENT PROGRAM

**Street Transportation and Drainage**

<i>Project No.</i>	<i>Project Title</i>	<i>2014-15</i>	<i>2015-16</i>	<i>2016-17</i>	<i>2017-18</i>	<i>2018-19</i>	<i>Total</i>
<b>ST83140041</b>	<b>STORM DRAINS: 22ND STREET AND CLARENDON AVENUE</b>						
							<b>Function: Local Drainage Solutions</b>
Construct storm drain improvements at 22nd Street and Clarendon Avenue.							<b>Strategic Plan: Infrastructure</b>
							<b>District: 4</b>
Construction		90,000	-	-	-	-	90,000
<b>Project Total</b>		<b>\$90,000</b>	-	-	-	-	<b>\$90,000</b>
2006 Street Improvement and Storm Sewer Bonds		90,000	-	-	-	-	90,000
<b>Funding Total</b>		<b>\$90,000</b>	-	-	-	-	<b>\$90,000</b>
<b>ST83140043</b>	<b>DRAINAGE IMPROVEMENTS: 3511-3515 NORTH 12TH STREET</b>						
							<b>Function: Local Drainage Solutions</b>
Construct drainage improvements on 12th Street from Osborn Road to Whitton Avenue.							<b>Strategic Plan: Infrastructure</b>
							<b>District: 4</b>
Construction		700,000	-	-	-	-	700,000
<b>Project Total</b>		<b>\$700,000</b>	-	-	-	-	<b>\$700,000</b>
State, County and Other Aid - Street Transportation		250,000	-	-	-	-	250,000
2006 Street Improvement and Storm Sewer Bonds		450,000	-	-	-	-	450,000
<b>Funding Total</b>		<b>\$700,000</b>	-	-	-	-	<b>\$700,000</b>
<b>ST83140045</b>	<b>DRAINAGE IMPROVEMENTS: 16TH STREET AND BUTLER AVENUE</b>						
							<b>Function: Local Drainage Solutions</b>
Construct storm drain improvements at 16th Street and Butler Avenue.							<b>Strategic Plan: Infrastructure</b>
							<b>District: 3 &amp; 4</b>
Construction		-	-	-	-	200,000	200,000
<b>Project Total</b>		-	-	-	-	<b>\$200,000</b>	<b>\$200,000</b>
Capital Construction		-	-	-	-	200,000	200,000
<b>Funding Total</b>		-	-	-	-	<b>\$200,000</b>	<b>\$200,000</b>
<b>ST83140049</b>	<b>DRAINAGE IMPROVEMENTS: 408 NORTH 20TH STREET</b>						
							<b>Function: Local Drainage Solutions</b>
Construct drainage improvements at 408 North 20th Street.							<b>Strategic Plan: Infrastructure</b>
							<b>District: 8</b>
Construction		90,000	-	-	-	-	90,000
<b>Project Total</b>		<b>\$90,000</b>	-	-	-	-	<b>\$90,000</b>
2006 Street Improvement and Storm Sewer Bonds		90,000	-	-	-	-	90,000
<b>Funding Total</b>		<b>\$90,000</b>	-	-	-	-	<b>\$90,000</b>
<b>ST83140053</b>	<b>DRAINAGE IMPROVEMENTS: 9845 NORTH CENTRAL AVENUE</b>						
							<b>Function: Local Drainage Solutions</b>
Construct storm drain improvements near Central Avenue and Mountain View Road.							<b>Strategic Plan: Infrastructure</b>
							<b>District: 3</b>
Construction		780,000	-	-	-	-	780,000
<b>Project Total</b>		<b>\$780,000</b>	-	-	-	-	<b>\$780,000</b>
State, County and Other Aid - Street Transportation		250,000	-	-	-	-	250,000
Capital Construction		110,000	-	-	-	-	110,000
2006 Street Improvement and Storm Sewer Bonds		420,000	-	-	-	-	420,000
<b>Funding Total</b>		<b>\$780,000</b>	-	-	-	-	<b>\$780,000</b>

**Street Transportation and Drainage**

<b>Project No.</b>	<b>Project Title</b>	<b>2014-15</b>	<b>2015-16</b>	<b>2016-17</b>	<b>2017-18</b>	<b>2018-19</b>	<b>Total</b>
<b>ST83140055</b>	<b>DRAINAGE STUDY: 25TH STREET AND ILLINI STREET</b>						
							<b>Function: Local Drainage Solutions</b>
	Conduct study in the area of 25th Street and Illini Street to determine remedies for local drainage issue.						<b>Strategic Plan: Infrastructure</b>
							<b>District: 8</b>
Construction		75,000	-	-	-	-	75,000
<b>Project Total</b>		<b>\$75,000</b>	-	-	-	-	<b>\$75,000</b>
Capital Construction		75,000	-	-	-	-	75,000
<b>Funding Total</b>		<b>\$75,000</b>	-	-	-	-	<b>\$75,000</b>
<b>ST83140059</b>	<b>DRAINAGE IMPROVEMENTS: 60TH STREET AND HOLLYHOCK STREET</b>						
							<b>Function: Local Drainage Solutions</b>
	Design and construct storm drain improvements at 60th Street and Hollyhock Street.						<b>Strategic Plan: Infrastructure</b>
							<b>District: 6</b>
Construction		50,000	-	-	-	-	50,000
<b>Project Total</b>		<b>\$50,000</b>	-	-	-	-	<b>\$50,000</b>
2006 Street Improvement and Storm Sewer Bonds		50,000	-	-	-	-	50,000
<b>Funding Total</b>		<b>\$50,000</b>	-	-	-	-	<b>\$50,000</b>
<b>ST83140060</b>	<b>DRAINAGE IMPROVEMENTS: 1745 EAST JACKSON STREET</b>						
							<b>Function: Local Drainage Solutions</b>
	Construct storm drain improvements at 1745 East Jackson Street.						<b>Strategic Plan: Infrastructure</b>
							<b>District: 8</b>
Construction		1,030,000	-	-	-	-	1,030,000
<b>Project Total</b>		<b>\$1,030,000</b>	-	-	-	-	<b>\$1,030,000</b>
State, County and Other Aid - Street Transportation		250,000	-	-	-	-	250,000
Capital Construction		110,000	-	-	-	-	110,000
2006 Street Improvement and Storm Sewer Bonds		670,000	-	-	-	-	670,000
<b>Funding Total</b>		<b>\$1,030,000</b>	-	-	-	-	<b>\$1,030,000</b>
<b>ST83140062</b>	<b>DRAINAGE IMPROVEMENTS: 2702 EAST SOUTHERN AVENUE</b>						
							<b>Function: Local Drainage Solutions</b>
	Construct storm drain improvements at 2702 East Southern Avenue.						<b>Strategic Plan: Infrastructure</b>
							<b>District: 8</b>
Construction		1,020,000	-	-	-	-	1,020,000
<b>Project Total</b>		<b>\$1,020,000</b>	-	-	-	-	<b>\$1,020,000</b>
State, County and Other Aid - Street Transportation		250,000	-	-	-	-	250,000
Capital Construction		110,000	-	-	-	-	110,000
2006 Street Improvement and Storm Sewer Bonds		660,000	-	-	-	-	660,000
<b>Funding Total</b>		<b>\$1,020,000</b>	-	-	-	-	<b>\$1,020,000</b>

2014-2019 CAPITAL IMPROVEMENT PROGRAM

Street Transportation and Drainage

Project No.	Project Title	2014-15	2015-16	2016-17	2017-18	2018-19	Total
<b>ST85100004</b>	<b>RAILROAD CROSSING IMPROVEMENTS</b>						
Design and construct improvements at railroad crossings.							
		<b>Function: Major Street, Bridge, Pedestrian and Bikeway Construction</b>					
		<b>Strategic Plan: Infrastructure</b>					
		<b>District: Citywide</b>					
Design		5,000	5,000	5,000	5,000	5,000	25,000
Construction		53,249	50,000	50,000	50,000	50,000	253,249
<b>Project Total</b>		<b>\$58,249</b>	<b>\$55,000</b>	<b>\$55,000</b>	<b>\$55,000</b>	<b>\$55,000</b>	<b>\$278,249</b>
Arizona Highway User Revenues		58,249	55,000	55,000	55,000	55,000	278,249
<b>Funding Total</b>		<b>\$58,249</b>	<b>\$55,000</b>	<b>\$55,000</b>	<b>\$55,000</b>	<b>\$55,000</b>	<b>\$278,249</b>
<b>ST85100015</b>	<b>CAMELBACK ROAD: 44TH STREET TO 64TH STREET</b>						
Design one mile of major street.							
		<b>Function: Major Street, Bridge, Pedestrian and Bikeway Construction</b>					
		<b>Strategic Plan: Infrastructure</b>					
		<b>District: 6</b>					
Design		-	-	-	-	715,000	715,000
<b>Project Total</b>		<b>-</b>	<b>-</b>	<b>-</b>	<b>-</b>	<b>\$715,000</b>	<b>\$715,000</b>
Arizona Highway User Revenues		-	-	-	-	715,000	715,000
<b>Funding Total</b>		<b>-</b>	<b>-</b>	<b>-</b>	<b>-</b>	<b>\$715,000</b>	<b>\$715,000</b>
<b>ST85100054</b>	<b>BASELINE ROAD: 16TH STREET TO 24TH STREET</b>						
Acquire right-of-way for one mile of major street.							
		<b>Function: Major Street, Bridge, Pedestrian and Bikeway Construction</b>					
		<b>Strategic Plan:</b>					
		<b>District: 8</b>					
Land Acquisition		125,000	-	-	-	-	125,000
<b>Project Total</b>		<b>\$125,000</b>	<b>-</b>	<b>-</b>	<b>-</b>	<b>-</b>	<b>\$125,000</b>
Arizona Highway User Revenues		125,000	-	-	-	-	125,000
<b>Funding Total</b>		<b>\$125,000</b>	<b>-</b>	<b>-</b>	<b>-</b>	<b>-</b>	<b>\$125,000</b>
<b>ST85100088</b>	<b>PINNACLE PEAK: 43RD AVENUE TO 35TH AVENUE STREET</b>						
Construct one mile of major street.							
		<b>Function: Major Street, Bridge, Pedestrian and Bikeway Construction</b>					
		<b>Strategic Plan: Infrastructure</b>					
		<b>District: 1</b>					
Construction		550,000	-	-	-	-	550,000
<b>Project Total</b>		<b>\$550,000</b>	<b>-</b>	<b>-</b>	<b>-</b>	<b>-</b>	<b>\$550,000</b>
Arizona Highway User Revenues		550,000	-	-	-	-	550,000
<b>Funding Total</b>		<b>\$550,000</b>	<b>-</b>	<b>-</b>	<b>-</b>	<b>-</b>	<b>\$550,000</b>
<b>ST85100121</b>	<b>MISCELLANEOUS AHUR TRANSACTIONS</b>						
Design and acquire right-of-way for small projects.							
		<b>Function: Major Street, Bridge, Pedestrian and Bikeway Construction</b>					
		<b>Strategic Plan: Infrastructure</b>					
		<b>District: Citywide</b>					
Land Acquisition		25,000	25,000	25,000	25,000	25,000	125,000
<b>Project Total</b>		<b>\$25,000</b>	<b>\$25,000</b>	<b>\$25,000</b>	<b>\$25,000</b>	<b>\$25,000</b>	<b>\$125,000</b>
Arizona Highway User Revenues		25,000	25,000	25,000	25,000	25,000	125,000
<b>Funding Total</b>		<b>\$25,000</b>	<b>\$25,000</b>	<b>\$25,000</b>	<b>\$25,000</b>	<b>\$25,000</b>	<b>\$125,000</b>

**Street Transportation and Drainage**

<i>Project No.</i>	<i>Project Title</i>	<i>2014-15</i>	<i>2015-16</i>	<i>2016-17</i>	<i>2017-18</i>	<i>2018-19</i>	<i>Total</i>
<b>ST85100129</b>	<b>PINNACLE PEAK: 55TH AVENUE TO 43RD AVENUE STREET</b>						
	Construct one and a half miles of major street.						
						<b>Strategic Plan: Infrastructure</b>	
						<b>District: 1</b>	
Land Acquisition		100,000	-	-	-	-	100,000
Construction		300,000	-	-	-	-	300,000
<b>Project Total</b>		<b>\$400,000</b>	<b>-</b>	<b>-</b>	<b>-</b>	<b>-</b>	<b>\$400,000</b>
Arizona Highway User Revenues		150,000	-	-	-	-	150,000
AHUR Capital Reserve		250,000	-	-	-	-	250,000
<b>Funding Total</b>		<b>\$400,000</b>	<b>-</b>	<b>-</b>	<b>-</b>	<b>-</b>	<b>\$400,000</b>
<b>ST85100131</b>	<b>UNDETERMINED MAJOR STREETS</b>						
	Construct streets yet to be determined.						
						<b>Strategic Plan: Infrastructure</b>	
						<b>District: Citywide</b>	
Design		200,000	200,000	200,000	200,000	200,000	1,000,000
Construction		2,272,355	3,552,567	1,931,646	2,450,000	2,100,000	12,306,568
<b>Project Total</b>		<b>\$2,472,355</b>	<b>\$3,752,567</b>	<b>\$2,131,646</b>	<b>\$2,650,000</b>	<b>\$2,300,000</b>	<b>\$13,306,568</b>
Capital Construction		200,000	200,000	200,000	200,000	200,000	1,000,000
Arizona Highway User Revenues		489,178	3,452,567	1,831,646	2,350,000	2,000,000	10,123,391
AHUR Capital Reserve		1,327,510	100,000	100,000	100,000	100,000	1,727,510
2006 Street Improvement and Storm Sewer Bonds		455,667	-	-	-	-	455,667
<b>Funding Total</b>		<b>\$2,472,355</b>	<b>\$3,752,567</b>	<b>\$2,131,646</b>	<b>\$2,650,000</b>	<b>\$2,300,000</b>	<b>\$13,306,568</b>
<b>ST85100141</b>	<b>7TH AVE, SOUTHERN TO SALT RIVER STREET CONSTRUCTION</b>						
	Construct one and a half miles of major street.						
						<b>Strategic Plan: Infrastructure</b>	
						<b>District: 7 &amp; 8</b>	
Design		50,000	-	-	-	-	50,000
Construction		320,000	-	-	-	5,900,000	6,220,000
<b>Project Total</b>		<b>\$370,000</b>	<b>-</b>	<b>-</b>	<b>-</b>	<b>\$5,900,000</b>	<b>\$6,270,000</b>
Arizona Highway User Revenues		370,000	-	-	-	5,900,000	6,270,000
<b>Funding Total</b>		<b>\$370,000</b>	<b>-</b>	<b>-</b>	<b>-</b>	<b>\$5,900,000</b>	<b>\$6,270,000</b>
<b>ST85100155</b>	<b>PURCHASE OF STREETSWEEPERS</b>						
	Provide for purchase and make-ready charges for streetsweepers.						
						<b>Strategic Plan: Infrastructure</b>	
						<b>District: Citywide</b>	
Construction		501,082	-	-	-	-	501,082
<b>Project Total</b>		<b>\$501,082</b>	<b>-</b>	<b>-</b>	<b>-</b>	<b>-</b>	<b>\$501,082</b>
Federal Aid - Street Transportation		448,386	-	-	-	-	448,386
Arizona Highway User Revenues		52,696	-	-	-	-	52,696
<b>Funding Total</b>		<b>\$501,082</b>	<b>-</b>	<b>-</b>	<b>-</b>	<b>-</b>	<b>\$501,082</b>

2014-2019 CAPITAL IMPROVEMENT PROGRAM

**Street Transportation and Drainage**

<b>Project No.</b>	<b>Project Title</b>	<b>2014-15</b>	<b>2015-16</b>	<b>2016-17</b>	<b>2017-18</b>	<b>2018-19</b>	<b>Total</b>	
<b>ST85100161</b>	<b>VAN BUREN: 75TH AVENUE TO 67TH AVENUE</b>							
Construct one mile of major street.								
		<b>Function: Major Street, Bridge, Pedestrian and Bikeway Construction</b>						
		<b>Strategic Plan: Infrastructure</b>						
							<b>District: 7</b>	
Land Acquisition		20,000	-	-	-	-	20,000	
Construction		160,265	-	-	-	-	160,265	
<b>Project Total</b>		<b>\$180,265</b>	-	-	-	-	<b>\$180,265</b>	
2006 Street Improvement and Storm Sewer Bonds		180,265	-	-	-	-	180,265	
<b>Funding Total</b>		<b>\$180,265</b>	-	-	-	-	<b>\$180,265</b>	
<b>ST85100169</b>	<b>HAPPY VALLEY: 51ST AVENUE TO 43RD AVENUE</b>							
Design and acquire land for one mile of major street.								
		<b>Function: Major Street, Bridge, Pedestrian and Bikeway Construction</b>						
		<b>Strategic Plan: Infrastructure</b>						
							<b>District: 1</b>	
Land Acquisition		-	-	-	1,000,000	-	1,000,000	
Design		-	-	658,000	-	-	658,000	
<b>Project Total</b>		-	-	<b>\$658,000</b>	<b>\$1,000,000</b>	-	<b>\$1,658,000</b>	
Arizona Highway User Revenues		-	-	658,000	1,000,000	-	1,658,000	
<b>Funding Total</b>		-	-	<b>\$658,000</b>	<b>\$1,000,000</b>	-	<b>\$1,658,000</b>	
<b>ST85100172</b>	<b>43RD AVE: LOWER BUCKEYE ROAD TO BUCKEYE ROAD</b>							
Construct one mile of major street.								
		<b>Function: Major Street, Bridge, Pedestrian and Bikeway Construction</b>						
		<b>Strategic Plan: Infrastructure</b>						
							<b>District: 7</b>	
Construction		25,000	-	-	-	-	25,000	
<b>Project Total</b>		<b>\$25,000</b>	-	-	-	-	<b>\$25,000</b>	
Arizona Highway User Revenues		25,000	-	-	-	-	25,000	
<b>Funding Total</b>		<b>\$25,000</b>	-	-	-	-	<b>\$25,000</b>	
<b>ST85100185</b>	<b>40TH STREET SOUTH OF MADISON STREET RAILROAD CROSSING</b>							
Acquire right-of-way and construct a railroad crossing on 40th Street south of Madison Street.								
		<b>Function: Major Street, Bridge, Pedestrian and Bikeway Construction</b>						
		<b>Strategic Plan: Infrastructure</b>						
							<b>District: 8</b>	
Land Acquisition		15,000	-	-	-	-	15,000	
Construction		144,677	-	-	-	-	144,677	
<b>Project Total</b>		<b>\$159,677</b>	-	-	-	-	<b>\$159,677</b>	
Federal Aid - Street Transportation		151,440	-	-	-	-	151,440	
Arizona Highway User Revenues		8,237	-	-	-	-	8,237	
<b>Funding Total</b>		<b>\$159,677</b>	-	-	-	-	<b>\$159,677</b>	
<b>ST85100188</b>	<b>32ND STREET SOUTH OF JACKSON STREET RAILROAD CROSSING</b>							
Acquire right-of-way and construct a railroad crossing on 32nd Street south of Jackson Street.								
		<b>Function: Major Street, Bridge, Pedestrian and Bikeway Construction</b>						
		<b>Strategic Plan: Infrastructure</b>						
							<b>District: 8</b>	
Land Acquisition		12,000	-	-	-	-	12,000	
Construction		200,000	-	-	-	-	200,000	
<b>Project Total</b>		<b>\$212,000</b>	-	-	-	-	<b>\$212,000</b>	
Federal Aid - Street Transportation		199,896	-	-	-	-	199,896	
Arizona Highway User Revenues		12,104	-	-	-	-	12,104	
<b>Funding Total</b>		<b>\$212,000</b>	-	-	-	-	<b>\$212,000</b>	

**Street Transportation and Drainage**

<i>Project No.</i>	<i>Project Title</i>	<i>2014-15</i>	<i>2015-16</i>	<i>2016-17</i>	<i>2017-18</i>	<i>2018-19</i>	<i>Total</i>	
<b>ST85100217</b>	<b>91ST AVENUE: INDIAN SCHOOL ROAD TO CAMELBACK</b>							
		<b>Function: Major Street, Bridge, Pedestrian and Bikeway Construction</b>						
	Design, acquire right-of-way and construct one mile of major street.							
							<b>Strategic Plan: Infrastructure</b>	
							<b>District: 5</b>	
	Land Acquisition	-	-	500,000	-	-	500,000	
	Design	-	705,000	-	-	-	705,000	
	Construction	-	-	-	4,400,000	-	4,400,000	
	<b>Project Total</b>	<b>-</b>	<b>\$705,000</b>	<b>\$500,000</b>	<b>\$4,400,000</b>	<b>-</b>	<b>\$5,605,000</b>	
	Arizona Highway User Revenues	-	705,000	500,000	4,400,000	-	5,605,000	
	<b>Funding Total</b>	<b>-</b>	<b>\$705,000</b>	<b>\$500,000</b>	<b>\$4,400,000</b>	<b>-</b>	<b>\$5,605,000</b>	
<b>ST85100243</b>	<b>CAVE CREEK ROAD: UNION HILLS ROAD TO PIMA FREEWAY</b>							
		<b>Function: Major Street, Bridge, Pedestrian and Bikeway Construction</b>						
	Design, acquire right-of-way and construct one mile of major street.							
							<b>Strategic Plan: Infrastructure</b>	
							<b>District: 2</b>	
	Land Acquisition	-	-	1,500,000	-	-	1,500,000	
	Design	-	385,000	-	-	-	385,000	
	Construction	-	-	-	3,300,000	-	3,300,000	
	<b>Project Total</b>	<b>-</b>	<b>\$385,000</b>	<b>\$1,500,000</b>	<b>\$3,300,000</b>	<b>-</b>	<b>\$5,185,000</b>	
	Arizona Highway User Revenues	-	385,000	1,500,000	3,300,000	-	5,185,000	
	<b>Funding Total</b>	<b>-</b>	<b>\$385,000</b>	<b>\$1,500,000</b>	<b>\$3,300,000</b>	<b>-</b>	<b>\$5,185,000</b>	
<b>ST85100245</b>	<b>32ND STREET: SOUTHERN AVENUE TO BROADWAY ROAD</b>							
		<b>Function: Major Street, Bridge, Pedestrian and Bikeway Construction</b>						
	Construct one mile of major street.							
							<b>Strategic Plan: Infrastructure</b>	
							<b>District: 8</b>	
	Land Acquisition	540,000	-	-	-	-	540,000	
	Construction	4,760,000	360,000	-	-	-	5,120,000	
	<b>Project Total</b>	<b>\$5,300,000</b>	<b>\$360,000</b>	<b>-</b>	<b>-</b>	<b>-</b>	<b>\$5,660,000</b>	
	Arizona Highway User Revenues	5,300,000	360,000	-	-	-	5,660,000	
	<b>Funding Total</b>	<b>\$5,300,000</b>	<b>\$360,000</b>	<b>-</b>	<b>-</b>	<b>-</b>	<b>\$5,660,000</b>	
<b>ST85100246</b>	<b>35TH AVENUE: BASELINE ROAD TO SOUTHERN AVENUE</b>							
		<b>Function: Major Street, Bridge, Pedestrian and Bikeway Construction</b>						
	Construct one mile of major street.							
							<b>Strategic Plan: Infrastructure</b>	
							<b>District: 7</b>	
	Design	50,000	-	-	-	-	50,000	
	Construction	986,143	3,850,000	-	-	-	4,836,143	
	<b>Project Total</b>	<b>\$1,036,143</b>	<b>\$3,850,000</b>	<b>-</b>	<b>-</b>	<b>-</b>	<b>\$4,886,143</b>	
	Arizona Highway User Revenues	1,036,143	1,200,000	-	-	-	2,236,143	
	2006 Street Improvement and Storm Sewer Bonds	-	2,650,000	-	-	-	2,650,000	
	<b>Funding Total</b>	<b>\$1,036,143</b>	<b>\$3,850,000</b>	<b>-</b>	<b>-</b>	<b>-</b>	<b>\$4,886,143</b>	

2014-2019 CAPITAL IMPROVEMENT PROGRAM

**Street Transportation and Drainage**

<b>Project No.</b>	<b>Project Title</b>	<b>2014-15</b>	<b>2015-16</b>	<b>2016-17</b>	<b>2017-18</b>	<b>2018-19</b>	<b>Total</b>
<b>ST85100248</b>	<b>BUCKEYE RD: 67TH AVENUE TO 59TH AVENUE</b>						
Acquire right-of-way and construct one mile of major street.							
Land Acquisition		350,000	-	-	-	-	350,000
Construction		5,030,881	700,000	-	-	-	5,730,881
<b>Project Total</b>		<b>\$5,380,881</b>	<b>\$700,000</b>	-	-	-	<b>\$6,080,881</b>
Arizona Highway User Revenues		5,380,881	700,000	-	-	-	6,080,881
<b>Funding Total</b>		<b>\$5,380,881</b>	<b>\$700,000</b>	-	-	-	<b>\$6,080,881</b>
<b>ST85100249</b>	<b>LOWER BUCKEYE ROAD: 51ST AVENUE TO 43RD AVENUE</b>						
Construct one mile of major street.							
Construction		225,000	-	-	-	-	225,000
<b>Project Total</b>		<b>\$225,000</b>	-	-	-	-	<b>\$225,000</b>
Arizona Highway User Revenues		225,000	-	-	-	-	225,000
<b>Funding Total</b>		<b>\$225,000</b>	-	-	-	-	<b>\$225,000</b>
<b>ST85100255</b>	<b>64TH ST: MAYO BOULEVARD TO PIMA FREEWAY LOOP 101</b>						
Construct one mile of major street.							
Land Acquisition		25,000	-	-	-	-	25,000
Construction		1,155,000	-	-	-	-	1,155,000
<b>Project Total</b>		<b>\$1,180,000</b>	-	-	-	-	<b>\$1,180,000</b>
Arizona Highway User Revenues		1,180,000	-	-	-	-	1,180,000
<b>Funding Total</b>		<b>\$1,180,000</b>	-	-	-	-	<b>\$1,180,000</b>
<b>ST85100259</b>	<b>AVENIDA RIO SALADO</b>						
Complete acquisition of right of way and construct the Rio Salado Parkway.							
Land Acquisition		6,034,961	-	-	-	-	6,034,961
Construction		12,317,319	-	-	-	-	12,317,319
<b>Project Total</b>		<b>\$18,352,280</b>	-	-	-	-	<b>\$18,352,280</b>
Federal Aid - Street Transportation		12,610,312	-	-	-	-	12,610,312
Arizona Highway User Revenues		2,254,500	-	-	-	-	2,254,500
AHUR Capital Reserve		3,487,468	-	-	-	-	3,487,468
<b>Funding Total</b>		<b>\$18,352,280</b>	-	-	-	-	<b>\$18,352,280</b>
<b>ST85100260</b>	<b>BLACK MOUNTAIN PARKWAY RAMPS TO SR51 FREEWAY</b>						
Design, acquire right of way and construct the Black Mountain Blvd ramps to SR51 Freeway.							
Land Acquisition		20,000	-	-	-	-	20,000
Construction		9,897,352	-	-	-	-	9,897,352
<b>Project Total</b>		<b>\$9,917,352</b>	-	-	-	-	<b>\$9,917,352</b>
Federal Aid - Street Transportation		9,911,352	-	-	-	-	9,911,352
Arizona Highway User Revenues		6,000	-	-	-	-	6,000
<b>Funding Total</b>		<b>\$9,917,352</b>	-	-	-	-	<b>\$9,917,352</b>

**Street Transportation and Drainage**

<i>Project No.</i>	<i>Project Title</i>	<i>2014-15</i>	<i>2015-16</i>	<i>2016-17</i>	<i>2017-18</i>	<i>2018-19</i>	<i>Total</i>	
<b>ST85100261</b>	<b>27TH AVENUE: PIMA FREEWAY TO DEER VALLEY ROAD</b>							
		<b>Function: Major Street, Bridge, Pedestrian and Bikeway Construction</b>						
	Design, acquire right-of-way and construct one mile of major street.							
							<b>Strategic Plan: Infrastructure</b>	
							<b>District: 1</b>	
Land Acquisition		-	-	1,000,000	-	-	1,000,000	
Design		-	550,000	-	-	-	550,000	
Construction		-	-	-	3,300,000	-	3,300,000	
<b>Project Total</b>		<b>-</b>	<b>\$550,000</b>	<b>\$1,000,000</b>	<b>\$3,300,000</b>	<b>-</b>	<b>\$4,850,000</b>	
Arizona Highway User Revenues		-	550,000	1,000,000	3,300,000	-	4,850,000	
<b>Funding Total</b>		<b>-</b>	<b>\$550,000</b>	<b>\$1,000,000</b>	<b>\$3,300,000</b>	<b>-</b>	<b>\$4,850,000</b>	
<b>ST85100262</b>	<b>32ND STREET: VINEYARD ROAD TO SOUTHERN AVENUE</b>							
		<b>Function: Major Street, Bridge, Pedestrian and Bikeway Construction</b>						
	Design and acquire right-of-way for one mile of major street.							
							<b>Strategic Plan: Infrastructure</b>	
							<b>District: 8</b>	
Land Acquisition		-	-	-	700,000	-	700,000	
Design		-	-	600,000	-	-	600,000	
<b>Project Total</b>		<b>-</b>	<b>-</b>	<b>\$600,000</b>	<b>\$700,000</b>	<b>-</b>	<b>\$1,300,000</b>	
Arizona Highway User Revenues		-	-	600,000	700,000	-	1,300,000	
<b>Funding Total</b>		<b>-</b>	<b>-</b>	<b>\$600,000</b>	<b>\$700,000</b>	<b>-</b>	<b>\$1,300,000</b>	
<b>ST85100266</b>	<b>83RD AVENUE: LOWER BUCKEYE ROAD TO BUCKEYE ROAD</b>							
		<b>Function: Major Street, Bridge, Pedestrian and Bikeway Construction</b>						
	Design one mile of major street.							
							<b>Strategic Plan: Infrastructure</b>	
							<b>District: 7</b>	
Design		-	-	-	-	550,000	550,000	
<b>Project Total</b>		<b>-</b>	<b>-</b>	<b>-</b>	<b>-</b>	<b>\$550,000</b>	<b>\$550,000</b>	
Arizona Highway User Revenues		-	-	-	-	550,000	550,000	
<b>Funding Total</b>		<b>-</b>	<b>-</b>	<b>-</b>	<b>-</b>	<b>\$550,000</b>	<b>\$550,000</b>	
<b>ST85100267</b>	<b>BASELINE ROAD: 59TH AVENUE TO 51ST AVENUE</b>							
		<b>Function: Major Street, Bridge, Pedestrian and Bikeway Construction</b>						
	Construct one mile of major street.							
							<b>Strategic Plan: Infrastructure</b>	
							<b>District: 8</b>	
Land Acquisition		200,000	-	-	-	-	200,000	
Construction		4,600,000	350,000	-	-	-	4,950,000	
<b>Project Total</b>		<b>\$4,800,000</b>	<b>\$350,000</b>	<b>-</b>	<b>-</b>	<b>-</b>	<b>\$5,150,000</b>	
State, County and Other Aid - Street Transportation		25,000	-	-	-	-	25,000	
Arizona Highway User Revenues		4,775,000	350,000	-	-	-	5,125,000	
<b>Funding Total</b>		<b>\$4,800,000</b>	<b>\$350,000</b>	<b>-</b>	<b>-</b>	<b>-</b>	<b>\$5,150,000</b>	

2014-2019 CAPITAL IMPROVEMENT PROGRAM

**Street Transportation and Drainage**

<b>Project No.</b>	<b>Project Title</b>	<b>2014-15</b>	<b>2015-16</b>	<b>2016-17</b>	<b>2017-18</b>	<b>2018-19</b>	<b>Total</b>	
<b>ST85100270</b>	<b>IMPACT FEE PROJECTS</b>							
Complete major street projects in impact fee areas.								
		<b>Function: Major Street, Bridge, Pedestrian and Bikeway Construction</b>						
		<b>Strategic Plan: Infrastructure</b>						
		<b>District: Citywide</b>						
Construction		4,439,107	-	-	-	-	4,439,107	
<b>Project Total</b>		<b>\$4,439,107</b>	-	-	-	-	<b>\$4,439,107</b>	
Impact Fee - West-Streets, North Gateway		4,408,946	-	-	-	-	4,408,946	
Impact Fee - Streets, Estrella North		25,599	-	-	-	-	25,599	
Impact Fee - Roadway, Ahwatukee		1,877	-	-	-	-	1,877	
Impact Fee - North Streets, Desert View		2,685	-	-	-	-	2,685	
<b>Funding Total</b>		<b>\$4,439,107</b>	-	-	-	-	<b>\$4,439,107</b>	
<b>ST85100272</b>	<b>ROOSEVELT ROAD: CENTRAL AVENUE TO 4TH STREET</b>							
Construct 0.3 miles of major roadway and streetscape improvements.								
		<b>Function: Major Street, Bridge, Pedestrian and Bikeway Construction</b>						
		<b>Strategic Plan: Infrastructure</b>						
		<b>District: 7 &amp; 8</b>						
Construction		1,352,078	-	-	-	-	1,352,078	
<b>Project Total</b>		<b>\$1,352,078</b>	-	-	-	-	<b>\$1,352,078</b>	
Federal Aid - Street Transportation		198,544	-	-	-	-	198,544	
Arizona Highway User Revenues		1,153,534	-	-	-	-	1,153,534	
<b>Funding Total</b>		<b>\$1,352,078</b>	-	-	-	-	<b>\$1,352,078</b>	
<b>ST85100274</b>	<b>PINNACLE PEAK ROAD - TATUM INTERSECTION</b>							
Construct a double-barrel box culvert, roadway embankments and temporary detour.								
		<b>Function: Major Street, Bridge, Pedestrian and Bikeway Construction</b>						
		<b>Strategic Plan: Infrastructure</b>						
		<b>District: 2</b>						
Construction		5,000	5,000	5,000	-	-	15,000	
<b>Project Total</b>		<b>\$5,000</b>	<b>\$5,000</b>	<b>\$5,000</b>	-	-	<b>\$15,000</b>	
2006 Street Improvement and Storm Sewer Bonds		5,000	5,000	5,000	-	-	15,000	
<b>Funding Total</b>		<b>\$5,000</b>	<b>\$5,000</b>	<b>\$5,000</b>	-	-	<b>\$15,000</b>	
<b>ST85100278</b>	<b>HAPPY VALLEY ROAD: 67TH AVENUE TO 55TH AVENUE</b>							
Design and acquire land for one mile of street construction.								
		<b>Function: Major Street, Bridge, Pedestrian and Bikeway Construction</b>						
		<b>Strategic Plan: Infrastructure</b>						
		<b>District: 1</b>						
Land Acquisition		-	-	-	1,000,000	-	1,000,000	
Design		-	-	630,000	-	-	630,000	
<b>Project Total</b>		-	-	<b>\$630,000</b>	<b>\$1,000,000</b>	-	<b>\$1,630,000</b>	
Arizona Highway User Revenues		-	-	630,000	1,000,000	-	1,630,000	
<b>Funding Total</b>		-	-	<b>\$630,000</b>	<b>\$1,000,000</b>	-	<b>\$1,630,000</b>	
<b>ST85100279</b>	<b>32ND STREET FROM WASHINGTON STREET TO MCDOWELL ROAD</b>							
Construct one mile of major street.								
		<b>Function: Major Street, Bridge, Pedestrian and Bikeway Construction</b>						
		<b>Strategic Plan: Infrastructure</b>						
		<b>District: 8</b>						
Construction		60,000	-	-	-	-	60,000	
<b>Project Total</b>		<b>\$60,000</b>	-	-	-	-	<b>\$60,000</b>	
Arizona Highway User Revenues		60,000	-	-	-	-	60,000	
<b>Funding Total</b>		<b>\$60,000</b>	-	-	-	-	<b>\$60,000</b>	

## 2014-2019 CAPITAL IMPROVEMENT PROGRAM

**Street Transportation and Drainage**

<b>Project No.</b>	<b>Project Title</b>	<b>2014-15</b>	<b>2015-16</b>	<b>2016-17</b>	<b>2017-18</b>	<b>2018-19</b>	<b>Total</b>
<b>ST85100280</b>	<b>CAMELBACK CORRIDOR UTILITY ROAD IMPROVEMENT</b>						
	Function: Major Street, Bridge, Pedestrian and Bikeway Construction						
	Provide streetscape improvements.						
						Strategic Plan: Infrastructure	
						District: 6	
Construction		-	-	-	-	1,015,702	1,015,702
<b>Project Total</b>		<b>-</b>	<b>-</b>	<b>-</b>	<b>-</b>	<b>\$1,015,702</b>	<b>\$1,015,702</b>
2006 Street Improvement and Storm Sewer Bonds		-	-	-	-	1,015,702	1,015,702
<b>Funding Total</b>		<b>-</b>	<b>-</b>	<b>-</b>	<b>-</b>	<b>\$1,015,702</b>	<b>\$1,015,702</b>
<b>ST85100289</b>	<b>35TH AVENUE SOUTH OF INDIAN SCHOOL RAILROAD CROSSING</b>						
	Function: Major Street, Bridge, Pedestrian and Bikeway Construction						
	Construct railroad crossing improvements on 35th Avenue south of Indian School Road.						
						Strategic Plan: Infrastructure	
						District: 4	
Construction		390,500	-	-	-	-	390,500
<b>Project Total</b>		<b>\$390,500</b>	<b>-</b>	<b>-</b>	<b>-</b>	<b>-</b>	<b>\$390,500</b>
Federal Aid - Street Transportation		390,500	-	-	-	-	390,500
<b>Funding Total</b>		<b>\$390,500</b>	<b>-</b>	<b>-</b>	<b>-</b>	<b>-</b>	<b>\$390,500</b>
<b>ST85100302</b>	<b>35TH AVENUE: OLNEY DRIVE TO DOBBINS ROAD</b>						
	Function: Major Street, Bridge, Pedestrian and Bikeway Construction						
	Design, acquire right-of-way and construct one mile of major street.						
						Strategic Plan: Infrastructure	
						District: 7	
Land Acquisition		-	-	750,000	-	-	750,000
Design		38,500	550,000	-	-	-	588,500
Construction		-	-	-	2,200,000	-	2,200,000
<b>Project Total</b>		<b>\$38,500</b>	<b>\$550,000</b>	<b>\$750,000</b>	<b>\$2,200,000</b>	<b>-</b>	<b>\$3,538,500</b>
Arizona Highway User Revenues		38,500	550,000	750,000	2,200,000	-	3,538,500
<b>Funding Total</b>		<b>\$38,500</b>	<b>\$550,000</b>	<b>\$750,000</b>	<b>\$2,200,000</b>	<b>-</b>	<b>\$3,538,500</b>
<b>ST85100307</b>	<b>56TH STREET: DEER VALLEY ROAD TO PINNACLE PEAK ROAD</b>						
	Function: Major Street, Bridge, Pedestrian and Bikeway Construction						
	Acquire right-of-way and construct one mile of major street.						
						Strategic Plan: Infrastructure	
						District: 2	
Land Acquisition		490,000	-	-	-	-	490,000
Construction		-	-	7,940,000	-	-	7,940,000
<b>Project Total</b>		<b>\$490,000</b>	<b>-</b>	<b>\$7,940,000</b>	<b>-</b>	<b>-</b>	<b>\$8,430,000</b>
Impact Fee - North Streets, Desert View		490,000	-	-	-	-	490,000
Arizona Highway User Revenues		-	-	7,940,000	-	-	7,940,000
<b>Funding Total</b>		<b>\$490,000</b>	<b>-</b>	<b>\$7,940,000</b>	<b>-</b>	<b>-</b>	<b>\$8,430,000</b>
<b>ST85100309</b>	<b>35TH AVENUE: DOBBINS ROAD TO BASELINE ROAD</b>						
	Function: Major Street, Bridge, Pedestrian and Bikeway Construction						
	Design, acquire right-of-way and construct one mile of major street.						
						Strategic Plan: Infrastructure	
						District: 7	
Land Acquisition		-	-	-	1,500,000	-	1,500,000
Design		-	60,000	660,000	-	-	720,000
Construction		-	-	-	-	5,280,000	5,280,000
<b>Project Total</b>		<b>-</b>	<b>\$60,000</b>	<b>\$660,000</b>	<b>\$1,500,000</b>	<b>\$5,280,000</b>	<b>\$7,500,000</b>
Arizona Highway User Revenues		-	60,000	660,000	1,500,000	5,280,000	7,500,000
<b>Funding Total</b>		<b>-</b>	<b>\$60,000</b>	<b>\$660,000</b>	<b>\$1,500,000</b>	<b>\$5,280,000</b>	<b>\$7,500,000</b>

## Street Transportation and Drainage

Project No.	Project Title	2014-15	2015-16	2016-17	2017-18	2018-19	Total
<b>ST85100314 64TH STREET: UTOPIA-LOOP 101</b>		<b>Function: Major Street, Bridge, Pedestrian and Bikeway Construction</b>					
Design and acquire land for one mile of major street.		<b>Strategic Plan: Infrastructure</b>					
		<b>District: 2</b>					
Land Acquisition		-	-	-	3,000,000	-	3,000,000
Design		-	-	560,000	-	-	560,000
<b>Project Total</b>		-	-	<b>\$560,000</b>	<b>\$3,000,000</b>	-	<b>\$3,560,000</b>
Impact Fee - North Streets, Desert View		-	-	560,000	-	-	560,000
Arizona Highway User Revenues		-	-	-	3,000,000	-	3,000,000
<b>Funding Total</b>		-	-	<b>\$560,000</b>	<b>\$3,000,000</b>	-	<b>\$3,560,000</b>
<b>ST85100321 THOMAS ROAD AND I-17 INTERCHANGE UPGRADE</b>		<b>Function: Major Street, Bridge, Pedestrian and Bikeway Construction</b>					
Construct improvements for the Thomas Road and I-17 Freeway interchange.		<b>Strategic Plan: Infrastructure</b>					
		<b>District: 4 &amp; 8</b>					
Construction		-	-	-	-	114,000	114,000
<b>Project Total</b>		-	-	-	-	<b>\$114,000</b>	<b>\$114,000</b>
1988 Freeway Mitigation Bonds		-	-	-	-	114,000	114,000
<b>Funding Total</b>		-	-	-	-	<b>\$114,000</b>	<b>\$114,000</b>
<b>ST85100322 INDIAN SCHOOL ROAD AND I-17 INTERCHANGE UPGRADE</b>		<b>Function: Major Street, Bridge, Pedestrian and Bikeway Construction</b>					
Construct improvements for the Indian School Road and I-17 Freeway interchange.		<b>Strategic Plan: Infrastructure</b>					
		<b>District: 4</b>					
Construction		-	-	-	-	370,000	370,000
<b>Project Total</b>		-	-	-	-	<b>\$370,000</b>	<b>\$370,000</b>
1988 Freeway Mitigation Bonds		-	-	-	-	370,000	370,000
<b>Funding Total</b>		-	-	-	-	<b>\$370,000</b>	<b>\$370,000</b>
<b>ST85100323 NORTHERN AVENUE AND I-17 INTERCHANGE UPGRADE</b>		<b>Function: Major Street, Bridge, Pedestrian and Bikeway Construction</b>					
Construct improvements for the Northern Avenue and I-17 Freeway interchange.		<b>Strategic Plan: Infrastructure</b>					
		<b>District: 5</b>					
Construction		-	-	-	-	115,000	115,000
<b>Project Total</b>		-	-	-	-	<b>\$115,000</b>	<b>\$115,000</b>
1988 Freeway Mitigation Bonds		-	-	-	-	115,000	115,000
<b>Funding Total</b>		-	-	-	-	<b>\$115,000</b>	<b>\$115,000</b>
<b>ST85100324 CAMELBACK ROAD AND I-17 INTERCHANGE UPGRADE</b>		<b>Function: Major Street, Bridge, Pedestrian and Bikeway Construction</b>					
Construct improvements for the Camelback Road and I-17 Freeway interchange.		<b>Strategic Plan: Infrastructure</b>					
		<b>District: 6</b>					
Construction		-	-	-	-	107,000	107,000
<b>Project Total</b>		-	-	-	-	<b>\$107,000</b>	<b>\$107,000</b>
1988 Freeway Mitigation Bonds		-	-	-	-	107,000	107,000
<b>Funding Total</b>		-	-	-	-	<b>\$107,000</b>	<b>\$107,000</b>

**Street Transportation and Drainage**

<b>Project No.</b>	<b>Project Title</b>	<b>2014-15</b>	<b>2015-16</b>	<b>2016-17</b>	<b>2017-18</b>	<b>2018-19</b>	<b>Total</b>	
<b>ST85100325</b>	<b>NORTHWEST CORNER OF 7TH AVENUE AND MONTECITO AVENUE</b>							
		<b>Function: Major Street, Bridge, Pedestrian and Bikeway Construction</b>						
	Construct improvements on the northwest corner of 7th Avenue and Montecito Avenue.							
						<b>Strategic Plan: Infrastructure</b>		
							<b>District: 4</b>	
	Construction	-	-	-	-	25,000	25,000	
	<b>Project Total</b>	<b>-</b>	<b>-</b>	<b>-</b>	<b>-</b>	<b>\$25,000</b>	<b>\$25,000</b>	
	2001 Street Improvements Bonds	-	-	-	-	25,000	25,000	
	<b>Funding Total</b>	<b>-</b>	<b>-</b>	<b>-</b>	<b>-</b>	<b>\$25,000</b>	<b>\$25,000</b>	
<b>ST85100326</b>	<b>I-17 FREEWAY CORRIDOR PLAN</b>							
		<b>Function: Major Street, Bridge, Pedestrian and Bikeway Construction</b>						
	Update the I-17 Freeway Corridor Plan.							
						<b>Strategic Plan: Infrastructure</b>		
							<b>District: 1,2,3,4,5&amp;7</b>	
	Construction	-	-	-	-	600,000	600,000	
	<b>Project Total</b>	<b>-</b>	<b>-</b>	<b>-</b>	<b>-</b>	<b>\$600,000</b>	<b>\$600,000</b>	
	1988 Freeway Mitigation Bonds	-	-	-	-	600,000	600,000	
	<b>Funding Total</b>	<b>-</b>	<b>-</b>	<b>-</b>	<b>-</b>	<b>\$600,000</b>	<b>\$600,000</b>	
<b>ST85100329</b>	<b>SONORAN DESERT DRIVE</b>							
		<b>Function: Major Street, Bridge, Pedestrian and Bikeway Construction</b>						
	Construct one quarter mile of major street on Sonoran Desert Drive from Paloma Parkway to 15th Avenue.							
						<b>Strategic Plan: Infrastructure</b>		
							<b>District: 2</b>	
	Construction	-	-	715,000	-	-	715,000	
	<b>Project Total</b>	<b>-</b>	<b>-</b>	<b>\$715,000</b>	<b>-</b>	<b>-</b>	<b>\$715,000</b>	
	Arizona Highway User Revenues	-	-	715,000	-	-	715,000	
	<b>Funding Total</b>	<b>-</b>	<b>-</b>	<b>\$715,000</b>	<b>-</b>	<b>-</b>	<b>\$715,000</b>	
<b>ST85100330</b>	<b>AVENUENIDA RIO SALADO - BROADWAY ROAD: 17TH AVENUE TO 7TH STREET</b>							
		<b>Function: Major Street, Bridge, Pedestrian and Bikeway Construction</b>						
	Acquire right-of-way.							
						<b>Strategic Plan: Infrastructure</b>		
							<b>District: 7</b>	
	Land Acquisition	50,000	-	-	-	-	50,000	
	<b>Project Total</b>	<b>\$50,000</b>	<b>-</b>	<b>-</b>	<b>-</b>	<b>-</b>	<b>\$50,000</b>	
	Federal Aid - Street Transportation	35,000	-	-	-	-	35,000	
	AHUR Capital Reserve	15,000	-	-	-	-	15,000	
	<b>Funding Total</b>	<b>\$50,000</b>	<b>-</b>	<b>-</b>	<b>-</b>	<b>-</b>	<b>\$50,000</b>	
<b>ST85100331</b>	<b>AVENUENIDA RIO SALADO - BROADWAY ROAD: 27TH AVENUE TO 17TH AVENUE</b>							
		<b>Function: Major Street, Bridge, Pedestrian and Bikeway Construction</b>						
	Acquire right-of-way.							
						<b>Strategic Plan: Infrastructure</b>		
							<b>District: 7 &amp; 8</b>	
	Land Acquisition	4,335,000	-	-	-	-	4,335,000	
	<b>Project Total</b>	<b>\$4,335,000</b>	<b>-</b>	<b>-</b>	<b>-</b>	<b>-</b>	<b>\$4,335,000</b>	
	Federal Aid - Street Transportation	3,035,000	-	-	-	-	3,035,000	
	AHUR Capital Reserve	1,300,000	-	-	-	-	1,300,000	
	<b>Funding Total</b>	<b>\$4,335,000</b>	<b>-</b>	<b>-</b>	<b>-</b>	<b>-</b>	<b>\$4,335,000</b>	

2014-2019 CAPITAL IMPROVEMENT PROGRAM

Street Transportation and Drainage

Project No.	Project Title	2014-15	2015-16	2016-17	2017-18	2018-19	Total
<b>ST85100332</b>	<b>AVENUENIDA RIO SALADO - BROADWAY ROAD: 35TH AVENUE TO 27TH AVENUE</b>						
Acquire right-of-way.							
<b>Strategic Plan: Infrastructure</b>							
<b>District: 7</b>							
Land Acquisition		1,870,000	-	-	-	-	1,870,000
<b>Project Total</b>		<b>\$1,870,000</b>	-	-	-	-	<b>\$1,870,000</b>
Federal Aid - Street Transportation		1,300,000	-	-	-	-	1,300,000
AHUR Capital Reserve		570,000	-	-	-	-	570,000
<b>Funding Total</b>		<b>\$1,870,000</b>	-	-	-	-	<b>\$1,870,000</b>
<b>ST85100333</b>	<b>AVENUENIDA RIO SALADO - BROADWAY ROAD: 43RD AVENUE TO 35TH AVENUE</b>						
Acquire right-of-way.							
<b>Strategic Plan: Infrastructure</b>							
<b>District: 7</b>							
Land Acquisition		75,000	-	-	-	-	75,000
<b>Project Total</b>		<b>\$75,000</b>	-	-	-	-	<b>\$75,000</b>
Federal Aid - Street Transportation		52,500	-	-	-	-	52,500
AHUR Capital Reserve		22,500	-	-	-	-	22,500
<b>Funding Total</b>		<b>\$75,000</b>	-	-	-	-	<b>\$75,000</b>
<b>ST85100334</b>	<b>AVENUENIDA RIO SALADO - BROADWAY ROAD: 51ST AVENUE TO 43RD AVENUE</b>						
Acquire right-of-way.							
<b>Strategic Plan: Infrastructure</b>							
<b>District: 7</b>							
Land Acquisition		20,000	-	-	-	-	20,000
<b>Project Total</b>		<b>\$20,000</b>	-	-	-	-	<b>\$20,000</b>
Federal Aid - Street Transportation		14,000	-	-	-	-	14,000
AHUR Capital Reserve		6,000	-	-	-	-	6,000
<b>Funding Total</b>		<b>\$20,000</b>	-	-	-	-	<b>\$20,000</b>
<b>ST85100335</b>	<b>SONORAN BOULEVARD: 23RD AVENUE TO CAVE CREEK ROAD</b>						
Provide right-of-way acquisition payment to state land department.							
<b>Strategic Plan: Infrastructure</b>							
<b>District: 2</b>							
Land Acquisition		-	-	1,800,000	-	-	1,800,000
<b>Project Total</b>		-	-	<b>\$1,800,000</b>	-	-	<b>\$1,800,000</b>
Arizona Highway User Revenues		-	-	1,800,000	-	-	1,800,000
<b>Funding Total</b>		-	-	<b>\$1,800,000</b>	-	-	<b>\$1,800,000</b>
<b>ST85100336</b>	<b>15TH AVENUE RAILROAD IMPROVEMENTS</b>						
Construct concrete approach slabs, curb, gutter and sidewalk at Union Pacific railroad crossing on 15th Avenue north of Lincoln.							
<b>Strategic Plan: Infrastructure</b>							
<b>District: 8</b>							
Construction		240,000	-	-	-	-	240,000
<b>Project Total</b>		<b>\$240,000</b>	-	-	-	-	<b>\$240,000</b>
Federal Aid - Street Transportation		226,320	-	-	-	-	226,320
Arizona Highway User Revenues		13,680	-	-	-	-	13,680
<b>Funding Total</b>		<b>\$240,000</b>	-	-	-	-	<b>\$240,000</b>

**Street Transportation and Drainage**

<i>Project No.</i>	<i>Project Title</i>	<i>2014-15</i>	<i>2015-16</i>	<i>2016-17</i>	<i>2017-18</i>	<i>2018-19</i>	<i>Total</i>	
<b>ST85100337</b>	<b>15TH AVENUE RAILROAD IMPROVEMENTS</b>							
Acquire right-of-way and construct concrete curb, gutter and sidewalk at railroad crossing south of Madison.								
		<b>Function: Major Street, Bridge, Pedestrian and Bikeway Construction</b>						
		<b>Strategic Plan: Infrastructure</b>						
		<b>District: 7</b>						
Land Acquisition		5,650	-	-	-	-	5,650	
Construction		254,250	-	-	-	-	254,250	
<b>Project Total</b>		<b>\$259,900</b>	<b>-</b>	<b>-</b>	<b>-</b>	<b>-</b>	<b>\$259,900</b>	
Federal Aid - Street Transportation		245,328	-	-	-	-	245,328	
Arizona Highway User Revenues		14,572	-	-	-	-	14,572	
<b>Funding Total</b>		<b>\$259,900</b>	<b>-</b>	<b>-</b>	<b>-</b>	<b>-</b>	<b>\$259,900</b>	
<b>ST85100339</b>	<b>35TH AVENUE RAILROAD IMPROVEMENTS</b>							
Acquire right-of-way and construct concrete approach slabs, median island, curb, gutter and sidewalk at Union Pacific railroad crossing north of Harrison.								
		<b>Function: Major Street, Bridge, Pedestrian and Bikeway Construction</b>						
		<b>Strategic Plan: Infrastructure</b>						
		<b>District: 7</b>						
Construction		-	141,870	-	-	-	141,870	
<b>Project Total</b>		<b>-</b>	<b>\$141,870</b>	<b>-</b>	<b>-</b>	<b>-</b>	<b>\$141,870</b>	
Federal Aid - Street Transportation		-	135,000	-	-	-	135,000	
Arizona Highway User Revenues		-	6,870	-	-	-	6,870	
<b>Funding Total</b>		<b>-</b>	<b>\$141,870</b>	<b>-</b>	<b>-</b>	<b>-</b>	<b>\$141,870</b>	
<b>ST85100341</b>	<b>27TH AVENUE: LOWER BUCKEYE ROAD TO BUCKEYE ROAD</b>							
Design, acquire right-of-way and construct one mile of major street.								
		<b>Function: Major Street, Bridge, Pedestrian and Bikeway Construction</b>						
		<b>Strategic Plan: Infrastructure</b>						
		<b>District: 7</b>						
Land Acquisition		-	1,400,000	-	-	-	1,400,000	
Design		550,000	-	-	-	-	550,000	
Construction		-	-	7,250,000	-	-	7,250,000	
<b>Project Total</b>		<b>\$550,000</b>	<b>\$1,400,000</b>	<b>\$7,250,000</b>	<b>-</b>	<b>-</b>	<b>\$9,200,000</b>	
Arizona Highway User Revenues		550,000	1,400,000	7,250,000	-	-	9,200,000	
<b>Funding Total</b>		<b>\$550,000</b>	<b>\$1,400,000</b>	<b>\$7,250,000</b>	<b>-</b>	<b>-</b>	<b>\$9,200,000</b>	
<b>ST85100342</b>	<b>BUCKEYE ROAD: CENTRAL AVENUE TO 16TH STREET</b>							
Design, acquire right-of-way and construct one mile of major street.								
		<b>Function: Major Street, Bridge, Pedestrian and Bikeway Construction</b>						
		<b>Strategic Plan: Infrastructure</b>						
		<b>District: 8</b>						
Land Acquisition		825,000	1,500,000	-	-	-	2,325,000	
Construction		-	5,300,000	13,404,711	592,355	-	19,297,066	
<b>Project Total</b>		<b>\$825,000</b>	<b>\$6,800,000</b>	<b>\$13,404,711</b>	<b>\$592,355</b>	<b>-</b>	<b>\$21,622,066</b>	
Arizona Highway User Revenues		825,000	6,800,000	13,404,711	592,355	-	21,622,066	
<b>Funding Total</b>		<b>\$825,000</b>	<b>\$6,800,000</b>	<b>\$13,404,711</b>	<b>\$592,355</b>	<b>-</b>	<b>\$21,622,066</b>	
<b>ST85100343</b>	<b>UNDETERMINED FREEWAY</b>							
Design and/or construct freeway mitigation projects as determined.								
		<b>Function: Major Street, Bridge, Pedestrian and Bikeway Construction</b>						
		<b>Strategic Plan: Infrastructure</b>						
		<b>District: Citywide</b>						
Construction		-	-	-	-	1,348,223	1,348,223	
<b>Project Total</b>		<b>-</b>	<b>-</b>	<b>-</b>	<b>-</b>	<b>\$1,348,223</b>	<b>\$1,348,223</b>	
2001 Street Improvements Bonds		-	-	-	-	1,114,486	1,114,486	
1988 Freeway Mitigation Bonds		-	-	-	-	233,737	233,737	
<b>Funding Total</b>		<b>-</b>	<b>-</b>	<b>-</b>	<b>-</b>	<b>\$1,348,223</b>	<b>\$1,348,223</b>	

2014-2019 CAPITAL IMPROVEMENT PROGRAM

**Street Transportation and Drainage**

<i>Project No.</i>	<i>Project Title</i>	<i>2014-15</i>	<i>2015-16</i>	<i>2016-17</i>	<i>2017-18</i>	<i>2018-19</i>	<i>Total</i>
<b>ST85100348</b>	<b>NORTHEAST CORNER OF 31ST AVENUE AND SOUTHERN AVENUE</b>						
	Function: Major Street, Bridge, Pedestrian and Bikeway Construction						
	Construct intersection improvements at the northeast corner of 31st Avenue and Southern Avenue.						
	Strategic Plan: Infrastructure						
	District: 7						
	Land Acquisition	3,500	-	-	-	-	3,500
	<b>Project Total</b>	<b>\$3,500</b>	-	-	-	-	<b>\$3,500</b>
	Arizona Highway User Revenues	3,500	-	-	-	-	3,500
	<b>Funding Total</b>	<b>\$3,500</b>	-	-	-	-	<b>\$3,500</b>
<b>ST85100349</b>	<b>51ST AVENUE AND SOUTHERN AVENUE INTERSECTION IMPROVEMENTS</b>						
	Function: Major Street, Bridge, Pedestrian and Bikeway Construction						
	Design, acquire right-of-way and construct improvements at intersection of 51st Avenue and Southern Avenue.						
	Strategic Plan: Infrastructure						
	District: 7						
	Land Acquisition	-	-	-	300,000	-	300,000
	Design	-	-	115,000	-	-	115,000
	Construction	-	-	-	550,000	-	550,000
	<b>Project Total</b>	-	-	<b>\$115,000</b>	<b>\$850,000</b>	-	<b>\$965,000</b>
	Arizona Highway User Revenues	-	-	115,000	850,000	-	965,000
	<b>Funding Total</b>	-	-	<b>\$115,000</b>	<b>\$850,000</b>	-	<b>\$965,000</b>
<b>ST85100351</b>	<b>BROADWAY ROAD CORRIDOR PLAN</b>						
	Function: Major Street, Bridge, Pedestrian and Bikeway Construction						
	Create a plan for the Broadway Corridor.						
	Strategic Plan: Infrastructure						
	District: 7 & 8						
	Construction	20,000	-	-	-	-	20,000
	<b>Project Total</b>	<b>\$20,000</b>	-	-	-	-	<b>\$20,000</b>
	Arizona Highway User Revenues	20,000	-	-	-	-	20,000
	<b>Funding Total</b>	<b>\$20,000</b>	-	-	-	-	<b>\$20,000</b>
<b>ST85100354</b>	<b>32ND STREET: SHEA BOULEVARD TO UNION HILLS DRIVE</b>						
	Function: Major Street, Bridge, Pedestrian and Bikeway Construction						
	Pre-design of major street improvements on 32nd Street from Shea Boulevard to Union Hills Drive.						
	Strategic Plan: Infrastructure						
	District: 2 & 3						
	Construction	1,645,568	-	-	-	-	1,645,568
	<b>Project Total</b>	<b>\$1,645,568</b>	-	-	-	-	<b>\$1,645,568</b>
	Federal Aid - Street Transportation	445,568	-	-	-	-	445,568
	AHUR Capital Reserve	1,200,000	-	-	-	-	1,200,000
	<b>Funding Total</b>	<b>\$1,645,568</b>	-	-	-	-	<b>\$1,645,568</b>
<b>ST85100355</b>	<b>48TH STREET: BASELINE ROAD TO SOUTH POINT PARKWAY</b>						
	Function: Major Street, Bridge, Pedestrian and Bikeway Construction						
	Design and construct on 48th Street from Baseline Road to South Point Parkway.						
	Strategic Plan: Infrastructure						
	District: 6						
	Design	170,000	-	-	-	-	170,000
	Construction	1,250,000	-	-	-	-	1,250,000
	<b>Project Total</b>	<b>\$1,420,000</b>	-	-	-	-	<b>\$1,420,000</b>
	AHUR Capital Reserve	1,420,000	-	-	-	-	1,420,000
	<b>Funding Total</b>	<b>\$1,420,000</b>	-	-	-	-	<b>\$1,420,000</b>

**Street Transportation and Drainage**

<i>Project No.</i>	<i>Project Title</i>	<i>2014-15</i>	<i>2015-16</i>	<i>2016-17</i>	<i>2017-18</i>	<i>2018-19</i>	<i>Total</i>
<b>ST85100357</b>	<b>SHEA BOULEVARD: 32ND STREET TO SR51 FREEWAY</b>						
							<b>Function: Major Street, Bridge, Pedestrian and Bikeway Construction</b>
	Design and construct roadway improvements on Shea Boulevard from 32nd Street to SR51 Freeway.						<b>Strategic Plan: Infrastructure</b>
							<b>District: 3</b>
	Construction	-	387,000	-	-	-	387,000
	<b>Project Total</b>	-	<b>\$387,000</b>	-	-	-	<b>\$387,000</b>
	Federal Aid - Street Transportation	-	364,941	-	-	-	364,941
	Arizona Highway User Revenues	-	22,059	-	-	-	22,059
	<b>Funding Total</b>	-	<b>\$387,000</b>	-	-	-	<b>\$387,000</b>
<b>ST85100358</b>	<b>ROOSEVELT STREET: 4TH STREET TO 7TH STREET</b>						
							<b>Function: Major Street, Bridge, Pedestrian and Bikeway Construction</b>
	Construct roadway improvements on Roosevelt Street from 4th Street to 7th Street.						<b>Strategic Plan: Infrastructure</b>
							<b>District: 8</b>
	Construction	1,205,970	-	-	-	-	1,205,970
	<b>Project Total</b>	<b>\$1,205,970</b>	-	-	-	-	<b>\$1,205,970</b>
	Federal Aid - Street Transportation	750,620	-	-	-	-	750,620
	Arizona Highway User Revenues	455,350	-	-	-	-	455,350
	<b>Funding Total</b>	<b>\$1,205,970</b>	-	-	-	-	<b>\$1,205,970</b>
<b>ST85100359</b>	<b>WEST OF 67TH AVENUE LATHAM - ROOSEVELT</b>						
							<b>Function: Major Street, Bridge, Pedestrian and Bikeway Construction</b>
	Acquire right-of-way for a possible alternative access road for a traffic signal located 67th Avenue and Roosevelt.						<b>Strategic Plan: Infrastructure</b>
							<b>District: 7</b>
	Construction	350,000	-	-	-	-	350,000
	<b>Project Total</b>	<b>\$350,000</b>	-	-	-	-	<b>\$350,000</b>
	State, County and Other Aid - Street Transportation	350,000	-	-	-	-	350,000
	<b>Funding Total</b>	<b>\$350,000</b>	-	-	-	-	<b>\$350,000</b>
<b>ST85100362</b>	<b>VAN BUREN STREET: 24TH STREET TO 40TH STREET</b>						
							<b>Function: Major Street, Bridge, Pedestrian and Bikeway Construction</b>
	Pre-design study to identify street improvement needs on Van Buren Street from 24th Street to 40th Street.						<b>Strategic Plan: Infrastructure</b>
							<b>District: 8</b>
	Design	50,000	-	-	-	-	50,000
	<b>Project Total</b>	<b>\$50,000</b>	-	-	-	-	<b>\$50,000</b>
	Arizona Highway User Revenues	50,000	-	-	-	-	50,000
	<b>Funding Total</b>	<b>\$50,000</b>	-	-	-	-	<b>\$50,000</b>
<b>ST85100363</b>	<b>NORTH GATEWAY FLOOD WARNING SYSTEM</b>						
							<b>Function: Major Street, Bridge, Pedestrian and Bikeway Construction</b>
	Construct flood warning system for low-flow crossings near North Transfer Station.						<b>Strategic Plan: Infrastructure</b>
							<b>District: 2</b>
	Design	100,000	-	-	-	-	100,000
	Construction	100,000	-	-	-	-	100,000
	<b>Project Total</b>	<b>\$200,000</b>	-	-	-	-	<b>\$200,000</b>
	Arizona Highway User Revenues	200,000	-	-	-	-	200,000
	<b>Funding Total</b>	<b>\$200,000</b>	-	-	-	-	<b>\$200,000</b>

2014-2019 CAPITAL IMPROVEMENT PROGRAM

**Street Transportation and Drainage**

<i>Project No.</i>	<i>Project Title</i>	<i>2014-15</i>	<i>2015-16</i>	<i>2016-17</i>	<i>2017-18</i>	<i>2018-19</i>	<i>Total</i>
<b>ST85100364</b>	<b>DEER VALLEY DRIVE RIGHT-OF-WAY</b>						
Purchase right-of-way near Deer Valley Drive and 32nd Street.							
		<b>Function: Major Street, Bridge, Pedestrian and Bikeway Construction</b>					
		<b>Strategic Plan: Infrastructure</b>					
		<b>District: 2</b>					
Land Acquisition		291,214	-	-	-	-	291,214
<b>Project Total</b>		<b>\$291,214</b>	<b>-</b>	<b>-</b>	<b>-</b>	<b>-</b>	<b>\$291,214</b>
State, County and Other Aid - Street Transportation		91,571	-	-	-	-	91,571
Arizona Highway User Revenues		199,643	-	-	-	-	199,643
<b>Funding Total</b>		<b>\$291,214</b>	<b>-</b>	<b>-</b>	<b>-</b>	<b>-</b>	<b>\$291,214</b>
<b>ST85100365</b>	<b>GRANT STREET: 5TH STREET TO 7TH STREET</b>						
Construct street and sidewalk improvements on Grant Street from 5th Street to 7th Street.							
		<b>Function: Major Street, Bridge, Pedestrian and Bikeway Construction</b>					
		<b>Strategic Plan: Infrastructure</b>					
		<b>District: 8</b>					
Construction		598,308	-	-	-	-	598,308
<b>Project Total</b>		<b>\$598,308</b>	<b>-</b>	<b>-</b>	<b>-</b>	<b>-</b>	<b>\$598,308</b>
Downtown Community Reinvestment Fund		100,000	-	-	-	-	100,000
Arizona Highway User Revenues		498,308	-	-	-	-	498,308
<b>Funding Total</b>		<b>\$598,308</b>	<b>-</b>	<b>-</b>	<b>-</b>	<b>-</b>	<b>\$598,308</b>
<b>ST85110009</b>	<b>BRIDGE INSPECTION PROGRAM</b>						
Inspect all bridges citywide.							
		<b>Function: Major Street, Bridge, Pedestrian and Bikeway Construction</b>					
		<b>Strategic Plan: Infrastructure</b>					
		<b>District: Citywide</b>					
Construction		125,000	525,000	525,000	525,000	525,000	2,225,000
<b>Project Total</b>		<b>\$125,000</b>	<b>\$525,000</b>	<b>\$525,000</b>	<b>\$525,000</b>	<b>\$525,000</b>	<b>\$2,225,000</b>
Federal Aid - Street Transportation		2,200	25,000	25,000	25,000	25,000	102,200
Arizona Highway User Revenues		122,800	500,000	500,000	500,000	500,000	2,122,800
<b>Funding Total</b>		<b>\$125,000</b>	<b>\$525,000</b>	<b>\$525,000</b>	<b>\$525,000</b>	<b>\$525,000</b>	<b>\$2,225,000</b>
<b>ST85110011</b>	<b>BRIDGE REHABILITATION</b>						
Rehabilitate bridges as required by the Bridge Rehabilitation Program.							
		<b>Function: Major Street, Bridge, Pedestrian and Bikeway Construction</b>					
		<b>Strategic Plan: Infrastructure</b>					
		<b>District: Citywide</b>					
Construction		214,500	308,000	308,000	308,000	308,000	1,446,500
<b>Project Total</b>		<b>\$214,500</b>	<b>\$308,000</b>	<b>\$308,000</b>	<b>\$308,000</b>	<b>\$308,000</b>	<b>\$1,446,500</b>
Federal Aid - Street Transportation		117,529	200,000	200,000	200,000	200,000	917,529
Arizona Highway User Revenues		96,971	108,000	108,000	108,000	108,000	528,971
<b>Funding Total</b>		<b>\$214,500</b>	<b>\$308,000</b>	<b>\$308,000</b>	<b>\$308,000</b>	<b>\$308,000</b>	<b>\$1,446,500</b>
<b>ST85110015</b>	<b>BRIDGE SYSTEM MAINTENANCE</b>						
Contract for bridge system maintenance and upgrade for the bridge management system software.							
		<b>Function: Major Street, Bridge, Pedestrian and Bikeway Construction</b>					
		<b>Strategic Plan: Infrastructure</b>					
		<b>District: Citywide</b>					
Design		18,604	112,000	112,000	112,000	112,000	466,604
<b>Project Total</b>		<b>\$18,604</b>	<b>\$112,000</b>	<b>\$112,000</b>	<b>\$112,000</b>	<b>\$112,000</b>	<b>\$466,604</b>
Federal Aid - Street Transportation		6,928	95,000	95,000	95,000	95,000	386,928
Arizona Highway User Revenues		11,676	17,000	17,000	17,000	17,000	79,676
<b>Funding Total</b>		<b>\$18,604</b>	<b>\$112,000</b>	<b>\$112,000</b>	<b>\$112,000</b>	<b>\$112,000</b>	<b>\$466,604</b>

**Street Transportation and Drainage**

<i>Project No.</i>	<i>Project Title</i>	<i>2014-15</i>	<i>2015-16</i>	<i>2016-17</i>	<i>2017-18</i>	<i>2018-19</i>	<i>Total</i>
<b>ST85110059</b>	<b>NORTH VALLEY PARKWAY BRIDGE AT SONORAN WASH</b>						
	Function: Major Street, Bridge, Pedestrian and Bikeway Construction						
	Acquire right-of-way to construct a bridge at North Valley Parkway over the Sonoran Wash.						
							<b>District: 2</b>
	Land Acquisition	-	-	-	-	2,225,000	2,225,000
	<b>Project Total</b>	<b>-</b>	<b>-</b>	<b>-</b>	<b>-</b>	<b>\$2,225,000</b>	<b>\$2,225,000</b>
	2006 Street Improvement and Storm Sewer Bonds	-	-	-	-	2,225,000	2,225,000
	<b>Funding Total</b>	<b>-</b>	<b>-</b>	<b>-</b>	<b>-</b>	<b>\$2,225,000</b>	<b>\$2,225,000</b>
<b>ST85110069</b>	<b>GREENWAY PARKWAY AT CAVE CREEK WASH BRIDGE</b>						
	Function: Major Street, Bridge, Pedestrian and Bikeway Construction						
	Construct a bridge on Greenway Parkway over the Cave Creek Wash.						
							<b>District: 3</b>
	Construction	1,469,119	-	-	-	-	1,469,119
	<b>Project Total</b>	<b>\$1,469,119</b>	<b>-</b>	<b>-</b>	<b>-</b>	<b>-</b>	<b>\$1,469,119</b>
	Arizona Highway User Revenues	1,469,119	-	-	-	-	1,469,119
	<b>Funding Total</b>	<b>\$1,469,119</b>	<b>-</b>	<b>-</b>	<b>-</b>	<b>-</b>	<b>\$1,469,119</b>
<b>ST85110072</b>	<b>RIVERVIEW DRIVE: BRIDGE BETWEEN 18TH STREET AND 22ND STREET</b>						
	Function: Major Street, Bridge, Pedestrian and Bikeway Construction						
	Construct a bridge on Riverview Drive between 18th Street and 22nd Street.						
							<b>District: 8</b>
	Construction	-	-	-	-	4,180,605	4,180,605
	<b>Project Total</b>	<b>-</b>	<b>-</b>	<b>-</b>	<b>-</b>	<b>\$4,180,605</b>	<b>\$4,180,605</b>
	2006 Street Improvement and Storm Sewer Bonds	-	-	-	-	4,180,605	4,180,605
	<b>Funding Total</b>	<b>-</b>	<b>-</b>	<b>-</b>	<b>-</b>	<b>\$4,180,605</b>	<b>\$4,180,605</b>
<b>ST85110090</b>	<b>SONORAN DESERT DRIVE: BRIDGE BETWEEN I-17 FREEWAY AND NORTH VALLEY PARKWAY</b>						
	Function: Major Street, Bridge, Pedestrian and Bikeway Construction						
	Phase 1 and 2 of a public private partnership to construct a bridge between I-17 Freeway and North Valley Parkway along Sonoran Desert Drive.						
							<b>District: 2</b>
	Land Acquisition	300,000	-	-	-	-	300,000
	Construction	4,600,000	-	-	-	-	4,600,000
	<b>Project Total</b>	<b>\$4,900,000</b>	<b>-</b>	<b>-</b>	<b>-</b>	<b>-</b>	<b>\$4,900,000</b>
	Arizona Highway User Revenues	900,000	-	-	-	-	900,000
	AHUR Capital Reserve	4,000,000	-	-	-	-	4,000,000
	<b>Funding Total</b>	<b>\$4,900,000</b>	<b>-</b>	<b>-</b>	<b>-</b>	<b>-</b>	<b>\$4,900,000</b>
<b>ST85110091</b>	<b>GUARD RAIL AND BARRIER PROGRAM</b>						
	Function: Major Street, Bridge, Pedestrian and Bikeway Construction						
	Install and repair guardrail barriers as needed.						
							<b>District: Citywide</b>
	Construction	141,312	133,875	133,875	133,875	133,875	676,812
	<b>Project Total</b>	<b>\$141,312</b>	<b>\$133,875</b>	<b>\$133,875</b>	<b>\$133,875</b>	<b>\$133,875</b>	<b>\$676,812</b>
	Capital Construction	141,312	133,875	133,875	133,875	133,875	676,812
	<b>Funding Total</b>	<b>\$141,312</b>	<b>\$133,875</b>	<b>\$133,875</b>	<b>\$133,875</b>	<b>\$133,875</b>	<b>\$676,812</b>

## Street Transportation and Drainage

<b>Project No.</b>	<b>Project Title</b>	<b>2014-15</b>	<b>2015-16</b>	<b>2016-17</b>	<b>2017-18</b>	<b>2018-19</b>	<b>Total</b>	
<b>ST85110120</b>	<b>BRIDGE INSPECTION CYCLE A</b>							
Provide for bridge inspection cycle A.								
		<b>Function: Major Street, Bridge, Pedestrian and Bikeway Construction</b>						
		<b>Strategic Plan: Infrastructure</b>						
		<b>District: Citywide</b>						
Construction		222,600	-	-	-	-	222,600	
<b>Project Total</b>		<b>\$222,600</b>	<b>-</b>	<b>-</b>	<b>-</b>	<b>-</b>	<b>\$222,600</b>	
Arizona Highway User Revenues		222,600	-	-	-	-	222,600	
<b>Funding Total</b>		<b>\$222,600</b>	<b>-</b>	<b>-</b>	<b>-</b>	<b>-</b>	<b>\$222,600</b>	
<b>ST85110129</b>	<b>BRIDGE INSPECTION EQUIPMENT</b>							
Provide for lease of heavy duty bridge inspection equipment.								
		<b>Function: Major Street, Bridge, Pedestrian and Bikeway Construction</b>						
		<b>Strategic Plan: Infrastructure</b>						
		<b>District: Citywide</b>						
Construction		193,500	-	-	-	-	193,500	
<b>Project Total</b>		<b>\$193,500</b>	<b>-</b>	<b>-</b>	<b>-</b>	<b>-</b>	<b>\$193,500</b>	
Federal Aid - Street Transportation		182,471	-	-	-	-	182,471	
Arizona Highway User Revenues		11,029	-	-	-	-	11,029	
<b>Funding Total</b>		<b>\$193,500</b>	<b>-</b>	<b>-</b>	<b>-</b>	<b>-</b>	<b>\$193,500</b>	
<b>ST85110130</b>	<b>BRIDGE INSPECTION CYCLE B</b>							
Provide for annual bridge inspection services.								
		<b>Function: Major Street, Bridge, Pedestrian and Bikeway Construction</b>						
		<b>Strategic Plan: Infrastructure</b>						
		<b>District: Citywide</b>						
Construction		400,000	-	-	-	-	400,000	
<b>Project Total</b>		<b>\$400,000</b>	<b>-</b>	<b>-</b>	<b>-</b>	<b>-</b>	<b>\$400,000</b>	
Federal Aid - Street Transportation		22,800	-	-	-	-	22,800	
Arizona Highway User Revenues		377,200	-	-	-	-	377,200	
<b>Funding Total</b>		<b>\$400,000</b>	<b>-</b>	<b>-</b>	<b>-</b>	<b>-</b>	<b>\$400,000</b>	
<b>ST85110131</b>	<b>BRIDGE INSPECTION SOFTWARE</b>							
Provide for annual licensing of bridge inspection software.								
		<b>Function: Major Street, Bridge, Pedestrian and Bikeway Construction</b>						
		<b>Strategic Plan: Infrastructure</b>						
		<b>District: Citywide</b>						
Design		93,396	-	-	-	-	93,396	
<b>Project Total</b>		<b>\$93,396</b>	<b>-</b>	<b>-</b>	<b>-</b>	<b>-</b>	<b>\$93,396</b>	
Federal Aid - Street Transportation		88,072	-	-	-	-	88,072	
Arizona Highway User Revenues		5,324	-	-	-	-	5,324	
<b>Funding Total</b>		<b>\$93,396</b>	<b>-</b>	<b>-</b>	<b>-</b>	<b>-</b>	<b>\$93,396</b>	
<b>ST85140003</b>	<b>RIGHT-OF-WAY ACQUISITION AND PREDESIGN</b>							
Acquire right-of-way and develop conceptual plans for future major street projects.								
		<b>Function: Major Street, Bridge, Pedestrian and Bikeway Construction</b>						
		<b>Strategic Plan: Infrastructure</b>						
		<b>District: Citywide</b>						
Design		175,000	150,000	150,000	150,000	150,000	775,000	
<b>Project Total</b>		<b>\$175,000</b>	<b>\$150,000</b>	<b>\$150,000</b>	<b>\$150,000</b>	<b>\$150,000</b>	<b>\$775,000</b>	
Arizona Highway User Revenues		175,000	150,000	150,000	150,000	150,000	775,000	
<b>Funding Total</b>		<b>\$175,000</b>	<b>\$150,000</b>	<b>\$150,000</b>	<b>\$150,000</b>	<b>\$150,000</b>	<b>\$775,000</b>	

## Street Transportation and Drainage

<b>Project No.</b>	<b>Project Title</b>	<b>2014-15</b>	<b>2015-16</b>	<b>2016-17</b>	<b>2017-18</b>	<b>2018-19</b>	<b>Total</b>	
<b>ST85140010</b>	<b>STREETS ENTERPRISE GEOGRAPHIC INFORMATION SYSTEM (GIS) PROJECT</b>							
Enhance the Geographic Information System (GIS).		<b>Function: Major Street, Bridge, Pedestrian and Bikeway Construction</b>						
		<b>Strategic Plan: Infrastructure</b>						
		<b>District: Citywide</b>						
Design		410,000	100,000	100,000	100,000	100,000	810,000	
<b>Project Total</b>		<b>\$410,000</b>	<b>\$100,000</b>	<b>\$100,000</b>	<b>\$100,000</b>	<b>\$100,000</b>	<b>\$810,000</b>	
Arizona Highway User Revenues		410,000	100,000	100,000	100,000	100,000	810,000	
<b>Funding Total</b>		<b>\$410,000</b>	<b>\$100,000</b>	<b>\$100,000</b>	<b>\$100,000</b>	<b>\$100,000</b>	<b>\$810,000</b>	
<b>ST85140012</b>	<b>ENGINEERING AND ARCHITECTURAL SERVICES - ANNUAL SERVICES</b>							
Provide for cost of Public Works - Engineering and Architectural Services (EAS) annual services.		<b>Function: Major Street, Bridge, Pedestrian and Bikeway Construction</b>						
		<b>Strategic Plan: Infrastructure</b>						
		<b>District: Citywide</b>						
Design		386,882	265,000	265,000	265,000	265,000	1,446,882	
<b>Project Total</b>		<b>\$386,882</b>	<b>\$265,000</b>	<b>\$265,000</b>	<b>\$265,000</b>	<b>\$265,000</b>	<b>\$1,446,882</b>	
Arizona Highway User Revenues		386,882	265,000	265,000	265,000	265,000	1,446,882	
<b>Funding Total</b>		<b>\$386,882</b>	<b>\$265,000</b>	<b>\$265,000</b>	<b>\$265,000</b>	<b>\$265,000</b>	<b>\$1,446,882</b>	
<b>ST85140036</b>	<b>ABANDONED SUBDIVISION REHABILITATIONS</b>							
Removal of hazards in abandoned subdivisions in the public right-of-way.		<b>Function: Major Street, Bridge, Pedestrian and Bikeway Construction</b>						
		<b>Strategic Plan: Infrastructure</b>						
		<b>District: Citywide</b>						
Construction		143,788	-	-	-	130,000	273,788	
<b>Project Total</b>		<b>\$143,788</b>	<b>-</b>	<b>-</b>	<b>-</b>	<b>\$130,000</b>	<b>\$273,788</b>	
2001 Street Improvements Bonds		143,788	-	-	-	130,000	273,788	
<b>Funding Total</b>		<b>\$143,788</b>	<b>-</b>	<b>-</b>	<b>-</b>	<b>\$130,000</b>	<b>\$273,788</b>	
<b>ST85140042</b>	<b>WALL CYCLE TO OCOTILLO PRESERVATION</b>							
Restore artwork along SR51 Freeway.		<b>Function: Major Street, Bridge, Pedestrian and Bikeway Construction</b>						
		<b>Strategic Plan: Infrastructure</b>						
		<b>District: 4, 6, 7 &amp; 8</b>						
Construction		-	-	-	-	35,000	35,000	
<b>Project Total</b>		<b>-</b>	<b>-</b>	<b>-</b>	<b>-</b>	<b>\$35,000</b>	<b>\$35,000</b>	
1988 Freeway Mitigation Bonds		-	-	-	-	35,000	35,000	
<b>Funding Total</b>		<b>-</b>	<b>-</b>	<b>-</b>	<b>-</b>	<b>\$35,000</b>	<b>\$35,000</b>	
<b>ST85140046</b>	<b>ADVANCE FEDERAL AID PROJECT FUNDS</b>							
City and Federal funds to assist in funding of federal aid projects not yet identified.		<b>Function: Major Street, Bridge, Pedestrian and Bikeway Construction</b>						
		<b>Strategic Plan: Infrastructure</b>						
		<b>District: Citywide</b>						
Construction		15,374,320	14,151,008	14,145,600	14,200,000	14,200,000	72,070,928	
<b>Project Total</b>		<b>\$15,374,320</b>	<b>\$14,151,008</b>	<b>\$14,145,600</b>	<b>\$14,200,000</b>	<b>\$14,200,000</b>	<b>\$72,070,928</b>	
State, County and Other Aid - Street Transportation		4,000,000	4,000,000	4,000,000	4,000,000	4,000,000	20,000,000	
Federal Aid - Street Transportation		11,305,170	10,000,000	10,000,000	10,000,000	10,000,000	51,305,170	
Arizona Highway User Revenues		69,150	151,008	145,600	200,000	200,000	765,758	
<b>Funding Total</b>		<b>\$15,374,320</b>	<b>\$14,151,008</b>	<b>\$14,145,600</b>	<b>\$14,200,000</b>	<b>\$14,200,000</b>	<b>\$72,070,928</b>	

## Street Transportation and Drainage

Project No.	Project Title	2014-15	2015-16	2016-17	2017-18	2018-19	Total
<b>ST85140047</b>	<b>METRO CENTER MUTIMODAL STUDY</b>						
Study to evaluate redevelopment options near 19th Avenue and Dunlap.							
<b>Function: Major Street, Bridge, Pedestrian and Bikeway Construction</b>							
<b>Strategic Plan: Infrastructure</b>							
<b>District: 3</b>							
Design		250,000	-	-	-	-	250,000
<b>Project Total</b>		<b>\$250,000</b>	<b>-</b>	<b>-</b>	<b>-</b>	<b>-</b>	<b>\$250,000</b>
Arizona Highway User Revenues		250,000	-	-	-	-	250,000
<b>Funding Total</b>		<b>\$250,000</b>	<b>-</b>	<b>-</b>	<b>-</b>	<b>-</b>	<b>\$250,000</b>
<b>ST87350012</b>	<b>PROGRAM/PROJECT MANAGEMENT</b>						
Provide for environmental related support services for program management.							
<b>Function: Major Street, Bridge, Pedestrian and Bikeway Construction</b>							
<b>Strategic Plan: Infrastructure</b>							
<b>District: Citywide</b>							
Construction		100,000	100,000	100,000	100,000	100,000	500,000
<b>Project Total</b>		<b>\$100,000</b>	<b>\$100,000</b>	<b>\$100,000</b>	<b>\$100,000</b>	<b>\$100,000</b>	<b>\$500,000</b>
Arizona Highway User Revenues		100,000	100,000	100,000	100,000	100,000	500,000
<b>Funding Total</b>		<b>\$100,000</b>	<b>\$100,000</b>	<b>\$100,000</b>	<b>\$100,000</b>	<b>\$100,000</b>	<b>\$500,000</b>
<b>ST87600004</b>	<b>UNDETERMINED BIKEWAYS</b>						
Improve citywide bikeway system.							
<b>Function: Major Street, Bridge, Pedestrian and Bikeway Construction</b>							
<b>Strategic Plan: Infrastructure</b>							
<b>District: Citywide</b>							
Construction		118,356	50,000	50,000	50,000	50,000	318,356
<b>Project Total</b>		<b>\$118,356</b>	<b>\$50,000</b>	<b>\$50,000</b>	<b>\$50,000</b>	<b>\$50,000</b>	<b>\$318,356</b>
Capital Construction		4,593	-	-	-	-	4,593
Arizona Highway User Revenues		113,763	50,000	50,000	50,000	50,000	313,763
<b>Funding Total</b>		<b>\$118,356</b>	<b>\$50,000</b>	<b>\$50,000</b>	<b>\$50,000</b>	<b>\$50,000</b>	<b>\$318,356</b>
<b>ST87600062</b>	<b>NEVITT PARK BICYCLE AND PEDESTRIAN BRIDGE</b>						
Acquire right-of-way and construct a bicycle and pedestrian bridge at Nevitt Park.							
<b>Function: Major Street, Bridge, Pedestrian and Bikeway Construction</b>							
<b>Strategic Plan: Infrastructure</b>							
<b>District: 8</b>							
Land Acquisition		200,000	-	-	-	-	200,000
Construction		-	635,000	110,000	-	-	745,000
<b>Project Total</b>		<b>\$200,000</b>	<b>\$635,000</b>	<b>\$110,000</b>	<b>-</b>	<b>-</b>	<b>\$945,000</b>
Arizona Highway User Revenues		200,000	635,000	110,000	-	-	945,000
<b>Funding Total</b>		<b>\$200,000</b>	<b>\$635,000</b>	<b>\$110,000</b>	<b>-</b>	<b>-</b>	<b>\$945,000</b>
<b>ST87600066</b>	<b>INDIAN SCHOOL ROAD AND 16TH STREET MULTI-USE TRAIL</b>						
Acquire right-of-way and construct a multi-use trail near Indian School Road and 16th Street.							
<b>Function: Major Street, Bridge, Pedestrian and Bikeway Construction</b>							
<b>Strategic Plan: Infrastructure</b>							
<b>District: 4</b>							
Land Acquisition		86,022	-	-	-	-	86,022
Construction		1,472,758	-	-	-	-	1,472,758
<b>Project Total</b>		<b>\$1,558,780</b>	<b>-</b>	<b>-</b>	<b>-</b>	<b>-</b>	<b>\$1,558,780</b>
Federal Aid - Street Transportation		873,422	-	-	-	-	873,422
Arizona Highway User Revenues		685,358	-	-	-	-	685,358
<b>Funding Total</b>		<b>\$1,558,780</b>	<b>-</b>	<b>-</b>	<b>-</b>	<b>-</b>	<b>\$1,558,780</b>

**Street Transportation and Drainage**

<b>Project No.</b>	<b>Project Title</b>	<b>2014-15</b>	<b>2015-16</b>	<b>2016-17</b>	<b>2017-18</b>	<b>2018-19</b>	<b>Total</b>
<b>ST87600068</b>	<b>BICYCLE RACKS CITYWIDE</b>						
Procure and install bicycle racks citywide.							
		<b>Function: Major Street, Bridge, Pedestrian and Bikeway Construction</b>					
		<b>Strategic Plan: Infrastructure</b>					
		<b>District: Citywide</b>					
Construction		5,343	-	-	-	-	5,343
<b>Project Total</b>		<b>\$5,343</b>	-	-	-	-	<b>\$5,343</b>
Arizona Highway User Revenues		5,343	-	-	-	-	5,343
<b>Funding Total</b>		<b>\$5,343</b>	-	-	-	-	<b>\$5,343</b>
<b>ST87600069</b>	<b>SCIENCE CENTER PEDESTRIAN BRIDGE</b>						
Construct a pedestrian bridge between the Children's Museum and Science Center over 7th Street.							
		<b>Function: Major Street, Bridge, Pedestrian and Bikeway Construction</b>					
		<b>Strategic Plan: Infrastructure</b>					
		<b>District: 8</b>					
Construction		-	-	-	-	6,091,745	6,091,745
<b>Project Total</b>		-	-	-	-	<b>\$6,091,745</b>	<b>\$6,091,745</b>
2006 Street Improvement and Storm Sewer Bonds		-	-	-	-	6,091,745	6,091,745
<b>Funding Total</b>		-	-	-	-	<b>\$6,091,745</b>	<b>\$6,091,745</b>
<b>ST87600070</b>	<b>BICYCLE LANE MARKING, SIGNS AND EQUIPMENT</b>						
Install citywide bicycle lane marking, signs and equipment.							
		<b>Function: Major Street, Bridge, Pedestrian and Bikeway Construction</b>					
		<b>Strategic Plan: Infrastructure</b>					
		<b>District: Citywide</b>					
Construction		463,000	-	-	-	-	463,000
<b>Project Total</b>		<b>\$463,000</b>	-	-	-	-	<b>\$463,000</b>
Arizona Highway User Revenues		3,929	-	-	-	-	3,929
AHUR Capital Reserve		459,071	-	-	-	-	459,071
<b>Funding Total</b>		<b>\$463,000</b>	-	-	-	-	<b>\$463,000</b>
<b>ST87600073</b>	<b>19TH AVENUE AND CAVE CREEK WASH PEDESTRIAN PATH</b>						
Install a pedestrian path at 19th Avenue and Cave Creek Wash.							
		<b>Function: Major Street, Bridge, Pedestrian and Bikeway Construction</b>					
		<b>Strategic Plan: Infrastructure</b>					
		<b>District: 3</b>					
Construction		15,000	-	-	-	-	15,000
<b>Project Total</b>		<b>\$15,000</b>	-	-	-	-	<b>\$15,000</b>
Arizona Highway User Revenues		15,000	-	-	-	-	15,000
<b>Funding Total</b>		<b>\$15,000</b>	-	-	-	-	<b>\$15,000</b>
<b>ST87600074</b>	<b>GRAND CANAL ARTERIAL/COLLECTOR STREET CROSSING</b>						
Construct street crossing at Grand Canal.							
		<b>Function: Major Street, Bridge, Pedestrian and Bikeway Construction</b>					
		<b>Strategic Plan: Infrastructure</b>					
		<b>District: 4, 6 &amp; 8</b>					
Design		25,000	-	-	-	-	25,000
Construction		70,000	-	-	-	-	70,000
<b>Project Total</b>		<b>\$95,000</b>	-	-	-	-	<b>\$95,000</b>
Arizona Highway User Revenues		70,000	-	-	-	-	70,000
2006 Street Improvement and Storm Sewer Bonds		25,000	-	-	-	-	25,000
<b>Funding Total</b>		<b>\$95,000</b>	-	-	-	-	<b>\$95,000</b>

**Street Transportation and Drainage**

<b>Project No.</b>	<b>Project Title</b>	<b>2014-15</b>	<b>2015-16</b>	<b>2016-17</b>	<b>2017-18</b>	<b>2018-19</b>	<b>Total</b>
<b>ST87600075</b>	<b>BICYCLE DETECTION AT INTERSECTIONS</b>						
Install citywide bicycle detection systems at intersections.							
		<b>Function: Major Street, Bridge, Pedestrian and Bikeway Construction</b>					
		<b>Strategic Plan: Infrastructure</b>					
		<b>District: Citywide</b>					
Construction		12,250	-	-	-	-	12,250
<b>Project Total</b>		<b>\$12,250</b>	-	-	-	-	<b>\$12,250</b>
Arizona Highway User Revenues		12,250	-	-	-	-	12,250
<b>Funding Total</b>		<b>\$12,250</b>	-	-	-	-	<b>\$12,250</b>
<b>ST87600076</b>	<b>BICYCLE CORRAL</b>						
Install bicycle corral system.							
		<b>Function: Major Street, Bridge, Pedestrian and Bikeway Construction</b>					
		<b>Strategic Plan: Infrastructure</b>					
		<b>District: Citywide</b>					
Construction		2,750	-	-	-	-	2,750
<b>Project Total</b>		<b>\$2,750</b>	-	-	-	-	<b>\$2,750</b>
Arizona Highway User Revenues		2,750	-	-	-	-	2,750
<b>Funding Total</b>		<b>\$2,750</b>	-	-	-	-	<b>\$2,750</b>
<b>ST87600078</b>	<b>REGIONAL BIKE SHARE PROGRAM</b>						
Participate in regional bike share project along Metro Rail corridor from Phoenix to Tempe.							
		<b>Function: Major Street, Bridge, Pedestrian and Bikeway Construction</b>					
		<b>Strategic Plan: Infrastructure</b>					
		<b>District: Citywide</b>					
Construction		2,085,000	-	-	-	-	2,085,000
<b>Project Total</b>		<b>\$2,085,000</b>	-	-	-	-	<b>\$2,085,000</b>
Federal Aid - Street Transportation		1,414,500	-	-	-	-	1,414,500
Arizona Highway User Revenues		185,500	-	-	-	-	185,500
AHUR Capital Reserve		485,000	-	-	-	-	485,000
<b>Funding Total</b>		<b>\$2,085,000</b>	-	-	-	-	<b>\$2,085,000</b>
<b>ST87600079</b>	<b>RIO SALADO PATHWAY: 32ND STREET TO SR143</b>						
Design and install a pathway from 32nd Street to SR143.							
		<b>Function: Major Street, Bridge, Pedestrian and Bikeway Construction</b>					
		<b>Strategic Plan: Infrastructure</b>					
		<b>District: 8</b>					
Design		440,000	-	-	-	-	440,000
Construction		-	3,693,226	-	-	-	3,693,226
<b>Project Total</b>		<b>\$440,000</b>	<b>\$3,693,226</b>	-	-	-	<b>\$4,133,226</b>
Federal Aid - Street Transportation		-	3,180,952	-	-	-	3,180,952
Arizona Highway User Revenues		440,000	512,274	-	-	-	952,274
<b>Funding Total</b>		<b>\$440,000</b>	<b>\$3,693,226</b>	-	-	-	<b>\$4,133,226</b>
<b>ST87600081</b>	<b>GRAND CANAL: THOMAS ROAD FROM 21ST PLACE TO 24TH STREET</b>						
Design and construct a multi-use path near the Grand Canal located on Thomas Road from 21st Place to 24th Street.							
		<b>Function: Major Street, Bridge, Pedestrian and Bikeway Construction</b>					
		<b>Strategic Plan: Infrastructure</b>					
		<b>District: 8</b>					
Design		100,000	-	-	-	-	100,000
Construction		420,390	-	-	-	-	420,390
<b>Project Total</b>		<b>\$520,390</b>	-	-	-	-	<b>\$520,390</b>
Federal Aid - Street Transportation		320,988	-	-	-	-	320,988
Arizona Highway User Revenues		199,402	-	-	-	-	199,402
<b>Funding Total</b>		<b>\$520,390</b>	-	-	-	-	<b>\$520,390</b>

**Street Transportation and Drainage**

<i>Project No.</i>	<i>Project Title</i>	<i>2014-15</i>	<i>2015-16</i>	<i>2016-17</i>	<i>2017-18</i>	<i>2018-19</i>	<i>Total</i>
<b>ST83110051</b>	<b>75TH AVENUE: SALT RIVER TO PAPAGO FREEWAY STORM SEWER</b>						
Complete major trunk storm sewer.							Function: Major Trunk Storm Sewers
							Strategic Plan: Infrastructure
							District: 7
Land Acquisition		5,000	-	-	-	-	5,000
<b>Project Total</b>		<b>\$5,000</b>	-	-	-	-	<b>\$5,000</b>
Impact Fee - Storm Drainage, Estrella		5,000	-	-	-	-	5,000
<b>Funding Total</b>		<b>\$5,000</b>	-	-	-	-	<b>\$5,000</b>
<b>ST83110066</b>	<b>ARCADIA AREA DRAINAGE PROJECT PHASE I</b>						
Construct Phase I of a drainage system along Arcadia Drive between Indian School Road and the Cross Cut Canal.							Function: Major Trunk Storm Sewers
							Strategic Plan: Infrastructure
							District: 6
Land Acquisition		5,000	-	-	-	-	5,000
<b>Project Total</b>		<b>\$5,000</b>	-	-	-	-	<b>\$5,000</b>
2006 Street Improvement and Storm Sewer Bonds		5,000	-	-	-	-	5,000
<b>Funding Total</b>		<b>\$5,000</b>	-	-	-	-	<b>\$5,000</b>
<b>ST83110068</b>	<b>ARCADIA AREA DRAINAGE PROJECT PHASE 2</b>						
Construct Phase II of a drainage system along Arcadia Drive between Indian School Road and Camelback Road and along Lafayette Boulevard from Arcadia Drive to 44th Street.							Function: Major Trunk Storm Sewers
							Strategic Plan: Infrastructure
							District: 6
Construction		200,000	-	-	-	-	200,000
<b>Project Total</b>		<b>\$200,000</b>	-	-	-	-	<b>\$200,000</b>
Capital Construction		200,000	-	-	-	-	200,000
<b>Funding Total</b>		<b>\$200,000</b>	-	-	-	-	<b>\$200,000</b>
<b>ST83110069</b>	<b>LOWER BUCKEYE ROAD: STORM DRAIN FROM 51ST AVENUE TO 43RD AVENUE</b>						
Construct major storm drain improvements on Lower Buckeye Road from 51st Avenue to 43rd Avenue.							Function: Major Trunk Storm Sewers
							Strategic Plan: Infrastructure
							District: 7
Construction		77,102	-	-	-	-	77,102
<b>Project Total</b>		<b>\$77,102</b>	-	-	-	-	<b>\$77,102</b>
Impact Fee - Roadway, Estrella Laveen		77,102	-	-	-	-	77,102
<b>Funding Total</b>		<b>\$77,102</b>	-	-	-	-	<b>\$77,102</b>
<b>ST83160002</b>	<b>STORM DRAIN FACILITIES IMPACT FEE CONTINGENCY</b>						
Provide available funding for storm drainage in impact fee areas as projects are identified.							Function: Major Trunk Storm Sewers
							Strategic Plan: Infrastructure
							District: Citywide
Construction		4,444,759	-	-	-	-	4,444,759
<b>Project Total</b>		<b>\$4,444,759</b>	-	-	-	-	<b>\$4,444,759</b>
Impact Fee - Storm Drainage, Laveen		477,261	-	-	-	-	477,261
Impact Fee - Storm Drainage, Estrella		3,967,498	-	-	-	-	3,967,498
<b>Funding Total</b>		<b>\$4,444,759</b>	-	-	-	-	<b>\$4,444,759</b>

**Street Transportation and Drainage**

<b>Project No.</b>	<b>Project Title</b>	<b>2014-15</b>	<b>2015-16</b>	<b>2016-17</b>	<b>2017-18</b>	<b>2018-19</b>	<b>Total</b>
<b>ST85170001</b>	<b>LANDSCAPE RETROFIT PROGRAM</b>						
	Retrofit landscaping on existing major streets.						
							Function: Retrofit
							Strategic Plan: Infrastructure
							District: Citywide
	Construction	500,000	500,000	500,000	500,000	500,000	2,500,000
	<b>Project Total</b>	<b>\$500,000</b>	<b>\$500,000</b>	<b>\$500,000</b>	<b>\$500,000</b>	<b>\$500,000</b>	<b>\$2,500,000</b>
	Arizona Highway User Revenues	500,000	500,000	500,000	500,000	500,000	2,500,000
	<b>Funding Total</b>	<b>\$500,000</b>	<b>\$500,000</b>	<b>\$500,000</b>	<b>\$500,000</b>	<b>\$500,000</b>	<b>\$2,500,000</b>
<b>ST85170058</b>	<b>HISTORIC DISTRICTS STREETScape IMPROVEMENT</b>						
	Provide streetscape improvements.						
							Function: Retrofit
							Strategic Plan: Infrastructure
							District: Citywide
	Construction	58,885	-	-	-	200,000	258,885
	<b>Project Total</b>	<b>\$58,885</b>	<b>-</b>	<b>-</b>	<b>-</b>	<b>\$200,000</b>	<b>\$258,885</b>
	2006 Street Improvement and Storm Sewer Bonds	58,885	-	-	-	200,000	258,885
	<b>Funding Total</b>	<b>\$58,885</b>	<b>-</b>	<b>-</b>	<b>-</b>	<b>\$200,000</b>	<b>\$258,885</b>
<b>ST85170059</b>	<b>WEST PHOENIX STREETScape / RETROFIT PROGRAM</b>						
	Provide streetscape improvements.						
	Estimated full-year ongoing operating costs: \$30,000						
							Function: Retrofit
							Strategic Plan: Infrastructure
							District: 1, 4, 5 & 7
	Construction	-	-	-	-	998,408	998,408
	<b>Project Total</b>	<b>-</b>	<b>-</b>	<b>-</b>	<b>-</b>	<b>\$998,408</b>	<b>\$998,408</b>
	2006 Street Improvement and Storm Sewer Bonds	-	-	-	-	998,408	998,408
	<b>Funding Total</b>	<b>-</b>	<b>-</b>	<b>-</b>	<b>-</b>	<b>\$998,408</b>	<b>\$998,408</b>
<b>ST85170072</b>	<b>INDIAN SCHOOL ROAD: 27TH AVENUE TO 43RD AVENUE</b>						
	Provide landscape improvements on Indian School Road from 27th Avenue to 43rd Avenue.						
							Function: Retrofit
							Strategic Plan: Infrastructure
							District: 4 & 5
	Construction	533,000	-	-	-	-	533,000
	<b>Project Total</b>	<b>\$533,000</b>	<b>-</b>	<b>-</b>	<b>-</b>	<b>-</b>	<b>\$533,000</b>
	2006 Street Improvement and Storm Sewer Bonds	533,000	-	-	-	-	533,000
	<b>Funding Total</b>	<b>\$533,000</b>	<b>-</b>	<b>-</b>	<b>-</b>	<b>-</b>	<b>\$533,000</b>
<b>ST85170097</b>	<b>MCDOWELL ROAD: 51ST AVENUE TO 35TH AVENUE</b>						
	Improvement of landscape on McDowell Road from 51st Avenue to 35th Avenue.						
							Function: Retrofit
							Strategic Plan: Infrastructure
							District: 4
	Construction	222,889	-	-	-	-	222,889
	<b>Project Total</b>	<b>\$222,889</b>	<b>-</b>	<b>-</b>	<b>-</b>	<b>-</b>	<b>\$222,889</b>
	2006 Street Improvement and Storm Sewer Bonds	222,889	-	-	-	-	222,889
	<b>Funding Total</b>	<b>\$222,889</b>	<b>-</b>	<b>-</b>	<b>-</b>	<b>-</b>	<b>\$222,889</b>

## Street Transportation and Drainage

<i>Project No.</i>	<i>Project Title</i>	<i>2014-15</i>	<i>2015-16</i>	<i>2016-17</i>	<i>2017-18</i>	<i>2018-19</i>	<i>Total</i>
<b>ST85170098</b>	<b>27TH AVENUE: INDIAN SCHOOL ROAD TO CAMELBACK ROAD</b>						
	Improvement of landscape on 27th Avenue from Indian School Road to Camelback Road.						
							<b>Function: Retrofit</b>
							<b>Strategic Plan: Infrastructure</b>
							<b>District: 4</b>
Construction		10,000	-	-	-	-	10,000
<b>Project Total</b>		<b>\$10,000</b>	<b>-</b>	<b>-</b>	<b>-</b>	<b>-</b>	<b>\$10,000</b>
2006 Street Improvement and Storm Sewer Bonds		10,000	-	-	-	-	10,000
<b>Funding Total</b>		<b>\$10,000</b>	<b>-</b>	<b>-</b>	<b>-</b>	<b>-</b>	<b>\$10,000</b>
<b>ST85170099</b>	<b>DUNLAP AVENUE: 43RD AVENUE TO 35TH AVENUE AND 43RD AVENUE: DUNLAP AVENUE TO PEORIA AVENUE</b>						
	Improvement of landscape on Dunlap Avenue: 43rd Avenue to 35th Avenue, and on 43rd Avenue: Dunlap Avenue to Peoria Avenue.						
							<b>Function: Retrofit</b>
							<b>Strategic Plan: Infrastructure</b>
							<b>District: 1</b>
Construction		615,000	-	-	-	-	615,000
<b>Project Total</b>		<b>\$615,000</b>	<b>-</b>	<b>-</b>	<b>-</b>	<b>-</b>	<b>\$615,000</b>
Arizona Highway User Revenues		615,000	-	-	-	-	615,000
<b>Funding Total</b>		<b>\$615,000</b>	<b>-</b>	<b>-</b>	<b>-</b>	<b>-</b>	<b>\$615,000</b>
<b>ST85170105</b>	<b>20TH STREET: CAMPBELL AVENUE TO HIGHLAND AVENUE</b>						
	Improvement of landscape on 20th Street from Campbell Avenue to Highland Avenue.						
							<b>Function: Retrofit</b>
							<b>Strategic Plan: Infrastructure</b>
							<b>District: 6</b>
Construction		200,000	-	-	-	-	200,000
<b>Project Total</b>		<b>\$200,000</b>	<b>-</b>	<b>-</b>	<b>-</b>	<b>-</b>	<b>\$200,000</b>
2006 Street Improvement and Storm Sewer Bonds		200,000	-	-	-	-	200,000
<b>Funding Total</b>		<b>\$200,000</b>	<b>-</b>	<b>-</b>	<b>-</b>	<b>-</b>	<b>\$200,000</b>
<b>ST85160001</b>	<b>STREET LIGHTING</b>						
	Install street lighting on major street projects.						
							<b>Function: Street Lighting</b>
							<b>Strategic Plan: Infrastructure</b>
							<b>District: Citywide</b>
Construction		157,229	100,000	100,000	100,000	100,000	557,229
<b>Project Total</b>		<b>\$157,229</b>	<b>\$100,000</b>	<b>\$100,000</b>	<b>\$100,000</b>	<b>\$100,000</b>	<b>\$557,229</b>
Arizona Highway User Revenues		157,229	100,000	100,000	100,000	100,000	557,229
<b>Funding Total</b>		<b>\$157,229</b>	<b>\$100,000</b>	<b>\$100,000</b>	<b>\$100,000</b>	<b>\$100,000</b>	<b>\$557,229</b>
<b>ST85160006</b>	<b>ALVARADO HISTORIC DISTRICT STREETLIGHTS</b>						
	Install several new streetlights located within the Alvarado Historic District.						
							<b>Function: Street Lighting</b>
							<b>Strategic Plan: Infrastructure</b>
							<b>District: 4</b>
Construction		605,000	-	-	-	-	605,000
<b>Project Total</b>		<b>\$605,000</b>	<b>-</b>	<b>-</b>	<b>-</b>	<b>-</b>	<b>\$605,000</b>
Arizona Highway User Revenues		278,420	-	-	-	-	278,420
2006 Street Improvement and Storm Sewer Bonds		326,580	-	-	-	-	326,580
<b>Funding Total</b>		<b>\$605,000</b>	<b>-</b>	<b>-</b>	<b>-</b>	<b>-</b>	<b>\$605,000</b>

**Street Transportation and Drainage**

<i>Project No.</i>	<i>Project Title</i>	<i>2014-15</i>	<i>2015-16</i>	<i>2016-17</i>	<i>2017-18</i>	<i>2018-19</i>	<i>Total</i>
<b>ST85160007</b>	<b>SOLAR STREETLIGHT PILOT PROGRAM</b>						
Develop a pilot program to install solar streetlights citywide.							
						<b>Function: Street Lighting</b>	
						<b>Strategic Plan: Infrastructure</b>	
						<b>District: Citywide</b>	
Construction		120,000	-	-	-	-	120,000
<b>Project Total</b>		<b>\$120,000</b>	-	-	-	-	<b>\$120,000</b>
Arizona Highway User Revenues		120,000	-	-	-	-	120,000
<b>Funding Total</b>		<b>\$120,000</b>	-	-	-	-	<b>\$120,000</b>
<b>ST87100101</b>	<b>MARICOPA ASSOCIATION OF GOVERNMENTS (MAG) SPECIFICATIONS PROJECTS</b>						
Construct projects to comply with Maricopa Association of Governments standard specifications.							
						<b>Function: Street Modernization</b>	
						<b>Strategic Plan: Infrastructure</b>	
						<b>District: Citywide</b>	
Design		50,000	50,000	50,000	50,000	-	200,000
Construction		-	-	-	-	50,000	50,000
<b>Project Total</b>		<b>\$50,000</b>	<b>\$50,000</b>	<b>\$50,000</b>	<b>\$50,000</b>	<b>\$50,000</b>	<b>\$250,000</b>
Capital Construction		50,000	50,000	50,000	50,000	50,000	250,000
<b>Funding Total</b>		<b>\$50,000</b>	<b>\$50,000</b>	<b>\$50,000</b>	<b>\$50,000</b>	<b>\$50,000</b>	<b>\$250,000</b>
<b>ST87100155</b>	<b>WEST PHOENIX REVITALIZATION PROGRAM</b>						
Construct modernization projects to include curbs, gutters, sidewalks and street lighting west Phoenix.							
Estimated full-year ongoing operating costs: \$30,000							
						<b>Function: Street Modernization</b>	
						<b>Strategic Plan: Infrastructure</b>	
						<b>District: 1, 4, 5 &amp; 7</b>	
Construction		-	-	-	-	683,510	683,510
<b>Project Total</b>		-	-	-	-	<b>\$683,510</b>	<b>\$683,510</b>
2006 Street Improvement and Storm Sewer Bonds		-	-	-	-	683,510	683,510
<b>Funding Total</b>		-	-	-	-	<b>\$683,510</b>	<b>\$683,510</b>
<b>ST87100161</b>	<b>STREET IMPROVEMENTS ON 107TH AVENUE FROM CAMELBACK ROAD TO INDIAN SCHOOL ROAD</b>						
Construct major street improvements on 107th Avenue from Camelback Road to Indian School Road.							
						<b>Function: Street Modernization</b>	
						<b>Strategic Plan: Infrastructure</b>	
						<b>District: 5</b>	
Design		250,000	-	-	-	-	250,000
Construction		-	-	954,400	1,824,115	-	2,778,515
<b>Project Total</b>		<b>\$250,000</b>	-	<b>\$954,400</b>	<b>\$1,824,115</b>	-	<b>\$3,028,515</b>
Federal Aid - Street Transportation		-	-	900,000	-	-	900,000
Arizona Highway User Revenues		250,000	-	54,400	1,824,115	-	2,128,515
<b>Funding Total</b>		<b>\$250,000</b>	-	<b>\$954,400</b>	<b>\$1,824,115</b>	-	<b>\$3,028,515</b>
<b>ST87100162</b>	<b>STREET IMPROVEMENTS ON 3RD STREET PROMENADE FROM MCDOWELL ROAD TO INDIAN SCHOOL ROAD</b>						
Design and acquire land for road improvements along 3rd Street from McDowell Road to Indian School Road.							
						<b>Function: Street Modernization</b>	
						<b>Strategic Plan: Infrastructure</b>	
						<b>District: 4</b>	
Land Acquisition		-	-	-	-	1,000,000	1,000,000
Design		-	-	-	864,000	-	864,000
<b>Project Total</b>		-	-	-	<b>\$864,000</b>	<b>\$1,000,000</b>	<b>\$1,864,000</b>
Arizona Highway User Revenues		-	-	-	864,000	1,000,000	1,864,000
<b>Funding Total</b>		-	-	-	<b>\$864,000</b>	<b>\$1,000,000</b>	<b>\$1,864,000</b>

2014-2019 CAPITAL IMPROVEMENT PROGRAM

**Street Transportation and Drainage**

<b>Project No.</b>	<b>Project Title</b>	<b>2014-15</b>	<b>2015-16</b>	<b>2016-17</b>	<b>2017-18</b>	<b>2018-19</b>	<b>Total</b>
<b>ST87110000</b>	<b>STREET MODERNIZATION</b>						
Construct local and collector streets to modern standards with curb, gutter, sidewalks and street lighting.							
							<b>Function: Street Modernization</b>
							<b>Strategic Plan: Infrastructure</b>
							<b>District: Citywide</b>
Construction		63,274	191,250	191,250	191,250	1,819,250	2,456,274
<b>Project Total</b>		<b>\$63,274</b>	<b>\$191,250</b>	<b>\$191,250</b>	<b>\$191,250</b>	<b>\$1,819,250</b>	<b>\$2,456,274</b>
Capital Construction		63,274	191,250	191,250	191,250	191,250	828,274
2006 Street Improvement and Storm Sewer Bonds		-	-	-	-	1,628,000	1,628,000
<b>Funding Total</b>		<b>\$63,274</b>	<b>\$191,250</b>	<b>\$191,250</b>	<b>\$191,250</b>	<b>\$1,819,250</b>	<b>\$2,456,274</b>
<b>ST87110133</b>	<b>11TH AVENUE: I-17 FREEWAY TO GRANT</b>						
Install curb, gutter and sidewalk on 11th Avenue from I-17 Freeway to Grant.							
							<b>Function: Street Modernization</b>
							<b>Strategic Plan: Infrastructure</b>
							<b>District: 8</b>
Construction		100,000	-	-	-	-	100,000
<b>Project Total</b>		<b>\$100,000</b>	-	-	-	-	<b>\$100,000</b>
Arizona Highway User Revenues		100,000	-	-	-	-	100,000
<b>Funding Total</b>		<b>\$100,000</b>	-	-	-	-	<b>\$100,000</b>
<b>ST87110138</b>	<b>ENCINAS LANE: 16TH STREET TO 21ST STREET</b>						
Construct a street modernization project including curb, gutter and sidewalk on Encinas Lane from 16th Street to 21st Street.							
							<b>Function: Street Modernization</b>
							<b>Strategic Plan: Infrastructure</b>
							<b>District: 5</b>
Construction		592,500	-	-	-	-	592,500
<b>Project Total</b>		<b>\$592,500</b>	-	-	-	-	<b>\$592,500</b>
Capital Construction		242,500	-	-	-	-	242,500
Arizona Highway User Revenues		350,000	-	-	-	-	350,000
<b>Funding Total</b>		<b>\$592,500</b>	-	-	-	-	<b>\$592,500</b>
<b>ST87110141</b>	<b>STREET MODIFICATIONS ON EQUESTRIAN TRAIL: APPALOOSA DRIVE TO ORCHID STREET</b>						
Design and construct street modifications on Equestrian Trail from Appaloosa Drive to Orchid Street.							
							<b>Function: Street Modernization</b>
							<b>Strategic Plan: Infrastructure</b>
							<b>District: 6</b>
Construction		54,000	-	-	-	-	54,000
<b>Project Total</b>		<b>\$54,000</b>	-	-	-	-	<b>\$54,000</b>
Arizona Highway User Revenues		54,000	-	-	-	-	54,000
<b>Funding Total</b>		<b>\$54,000</b>	-	-	-	-	<b>\$54,000</b>
<b>ST87110144</b>	<b>YUMA STREET: 31ST AVENUE TO 28TH AVENUE</b>						
Construct curb and sidewalk on Yuma Street from 31st Avenue to 28th Avenue.							
							<b>Function: Street Modernization</b>
							<b>Strategic Plan: Infrastructure</b>
							<b>District: 7</b>
Construction		190,000	-	-	-	-	190,000
<b>Project Total</b>		<b>\$190,000</b>	-	-	-	-	<b>\$190,000</b>
Federal Aid - Street Transportation		190,000	-	-	-	-	190,000
<b>Funding Total</b>		<b>\$190,000</b>	-	-	-	-	<b>\$190,000</b>

**Street Transportation and Drainage**

<b>Project No.</b>	<b>Project Title</b>	<b>2014-15</b>	<b>2015-16</b>	<b>2016-17</b>	<b>2017-18</b>	<b>2018-19</b>	<b>Total</b>
<b>ST87250001</b>	<b>MIDBLOCK STREETLIGHTS</b>						
Install midblock streetlights in older residential neighborhoods.							
							<b>Function: Street Modernization</b>
							<b>Strategic Plan: Infrastructure</b>
							<b>District: Citywide</b>
Construction		128,457	50,000	50,000	50,000	50,000	328,457
<b>Project Total</b>		<b>\$128,457</b>	<b>\$50,000</b>	<b>\$50,000</b>	<b>\$50,000</b>	<b>\$50,000</b>	<b>\$328,457</b>
Arizona Highway User Revenues		128,457	50,000	50,000	50,000	50,000	328,457
<b>Funding Total</b>		<b>\$128,457</b>	<b>\$50,000</b>	<b>\$50,000</b>	<b>\$50,000</b>	<b>\$50,000</b>	<b>\$328,457</b>
<b>ST87750000</b>	<b>NEIGHBORHOOD SIDEWALKS</b>						
Construct sidewalks on improved neighborhood streets as needs are determined.							
							<b>Function: Street Modernization</b>
							<b>Strategic Plan: Infrastructure</b>
							<b>District: Citywide</b>
Construction		161,500	191,250	191,250	191,250	191,250	926,500
<b>Project Total</b>		<b>\$161,500</b>	<b>\$191,250</b>	<b>\$191,250</b>	<b>\$191,250</b>	<b>\$191,250</b>	<b>\$926,500</b>
Capital Construction		161,500	191,250	191,250	191,250	191,250	926,500
<b>Funding Total</b>		<b>\$161,500</b>	<b>\$191,250</b>	<b>\$191,250</b>	<b>\$191,250</b>	<b>\$191,250</b>	<b>\$926,500</b>
<b>ST87750107</b>	<b>MACKENZIE DRIVE: 51ST AVENUE TO 49TH DRIVE</b>						
Construct curb and sidewalk on Mackenzie Drive from 51st Avenue to 49th Drive.							
							<b>Function: Street Modernization</b>
							<b>Strategic Plan: Infrastructure</b>
							<b>District: 5</b>
Construction		123,000	-	-	-	-	123,000
<b>Project Total</b>		<b>\$123,000</b>	-	-	-	-	<b>\$123,000</b>
Capital Construction		123,000	-	-	-	-	123,000
<b>Funding Total</b>		<b>\$123,000</b>	-	-	-	-	<b>\$123,000</b>
<b>ST87750135</b>	<b>17TH AVENUE: ROESER ROAD TO BROADWAY ROAD</b>						
Design and construct sidewalk improvements on 17th Avenue from Roeser Road to Broadway Road.							
							<b>Function: Street Modernization</b>
							<b>Strategic Plan: Infrastructure</b>
							<b>District: 7</b>
Land Acquisition		5,000	-	-	-	-	5,000
Construction		251,411	-	-	-	-	251,411
<b>Project Total</b>		<b>\$256,411</b>	-	-	-	-	<b>\$256,411</b>
Federal Aid - Street Transportation		256,411	-	-	-	-	256,411
<b>Funding Total</b>		<b>\$256,411</b>	-	-	-	-	<b>\$256,411</b>
<b>ST87750139</b>	<b>3RD STREET: ROOSEVELT STREET TO THOMAS ROAD</b>						
Design, acquire right-of-way and construct sidewalk improvements on 3rd Street from Roosevelt Street to Thomas Road.							
							<b>Function: Street Modernization</b>
							<b>Strategic Plan: Infrastructure</b>
							<b>District: 7 &amp; 8</b>
Land Acquisition		-	15,000	-	-	-	15,000
Design		213,000	-	-	-	-	213,000
Construction		20,000	74,050	2,126,383	-	-	2,220,433
<b>Project Total</b>		<b>\$233,000</b>	<b>\$89,050</b>	<b>\$2,126,383</b>	-	-	<b>\$2,448,433</b>
Federal Aid - Street Transportation		-	-	1,958,029	-	-	1,958,029
Arizona Highway User Revenues		233,000	89,050	168,354	-	-	490,404
<b>Funding Total</b>		<b>\$233,000</b>	<b>\$89,050</b>	<b>\$2,126,383</b>	-	-	<b>\$2,448,433</b>

2014-2019 CAPITAL IMPROVEMENT PROGRAM

**Street Transportation and Drainage**

<i>Project No.</i>	<i>Project Title</i>	<i>2014-15</i>	<i>2015-16</i>	<i>2016-17</i>	<i>2017-18</i>	<i>2018-19</i>	<i>Total</i>
<b>ST87750140</b>	<b>1ST STREET: ROOSEVELT STREET TO MORELAND STREET</b>						
							<b>Function: Street Modernization</b>
	Design and construct sidewalk improvements on 1st Street from Roosevelt Street to Moreland Street.						<b>Strategic Plan: Infrastructure</b>
							<b>District: 7</b>
	Design	260,000	-	-	-	-	260,000
	Construction	455,806	2,130,300	-	-	-	2,586,106
	<b>Project Total</b>	<b>\$715,806</b>	<b>\$2,130,300</b>	<b>-</b>	<b>-</b>	<b>-</b>	<b>\$2,846,106</b>
	Federal Aid - Street Transportation	-	2,008,872	-	-	-	2,008,872
	Arizona Highway User Revenues	715,806	121,428	-	-	-	837,234
	<b>Funding Total</b>	<b>\$715,806</b>	<b>\$2,130,300</b>	<b>-</b>	<b>-</b>	<b>-</b>	<b>\$2,846,106</b>
<b>ST87750141</b>	<b>MCDOWELL ROAD TO PALM LANE: 37TH AVENUE TO 35TH AVENUE</b>						
							<b>Function: Street Modernization</b>
	Design, acquire right-of-way and construct sidewalk improvements on McDowell Road to Palm Lane from 37th Avenue to 35th Avenue.						<b>Strategic Plan: Infrastructure</b>
							<b>District: 4</b>
	Land Acquisition	12,500	-	-	-	-	12,500
	Design	134,500	-	-	-	-	134,500
	Construction	38,050	657,950	-	-	-	696,000
	<b>Project Total</b>	<b>\$185,050</b>	<b>\$657,950</b>	<b>-</b>	<b>-</b>	<b>-</b>	<b>\$843,000</b>
	Federal Aid - Street Transportation	-	620,447	-	-	-	620,447
	Arizona Highway User Revenues	185,050	37,503	-	-	-	222,553
	<b>Funding Total</b>	<b>\$185,050</b>	<b>\$657,950</b>	<b>-</b>	<b>-</b>	<b>-</b>	<b>\$843,000</b>
<b>ST87400075</b>	<b>MAJOR/COLLECTOR OVERLAY PROGRAM</b>						
	Provide for annual Major and Collector Street Overlay program.						<b>Function: Street Rehabilitation</b>
							<b>Strategic Plan: Infrastructure</b>
							<b>District: Citywide</b>
	Construction	10,600,000	11,600,000	12,600,000	13,600,000	13,600,000	62,000,000
	<b>Project Total</b>	<b>\$10,600,000</b>	<b>\$11,600,000</b>	<b>\$12,600,000</b>	<b>\$13,600,000</b>	<b>\$13,600,000</b>	<b>\$62,000,000</b>
	Capital Construction	847,545	393,171	-	-	-	1,240,716
	Arizona Highway User Revenues	9,752,455	11,206,829	12,600,000	13,600,000	13,600,000	60,759,284
	<b>Funding Total</b>	<b>\$10,600,000</b>	<b>\$11,600,000</b>	<b>\$12,600,000</b>	<b>\$13,600,000</b>	<b>\$13,600,000</b>	<b>\$62,000,000</b>
<b>ST87400076</b>	<b>RESIDENTIAL STREET OVERLAY PROGRAM</b>						
	Provide for annual Residential Street Overlay program.						<b>Function: Street Rehabilitation</b>
							<b>Strategic Plan: Infrastructure</b>
							<b>District: Citywide</b>
	Construction	9,662,895	8,721,000	9,486,000	10,251,000	11,401,000	49,521,895
	<b>Project Total</b>	<b>\$9,662,895</b>	<b>\$8,721,000</b>	<b>\$9,486,000</b>	<b>\$10,251,000</b>	<b>\$11,401,000</b>	<b>\$49,521,895</b>
	Capital Construction	9,662,895	8,721,000	9,486,000	10,251,000	10,251,000	48,371,895
	2006 Street Improvement and Storm Sewer Bonds	-	-	-	-	1,150,000	1,150,000
	<b>Funding Total</b>	<b>\$9,662,895</b>	<b>\$8,721,000</b>	<b>\$9,486,000</b>	<b>\$10,251,000</b>	<b>\$11,401,000</b>	<b>\$49,521,895</b>
<b>ST87400077</b>	<b>SLURRY SEAL PROGRAM</b>						
	Provide for annual Slurry Seal program.						<b>Function: Street Rehabilitation</b>
							<b>Strategic Plan: Infrastructure</b>
							<b>District: Citywide</b>
	Construction	980,000	980,000	980,000	980,000	980,000	4,900,000
	<b>Project Total</b>	<b>\$980,000</b>	<b>\$980,000</b>	<b>\$980,000</b>	<b>\$980,000</b>	<b>\$980,000</b>	<b>\$4,900,000</b>
	Arizona Highway User Revenues	980,000	980,000	980,000	980,000	980,000	4,900,000
	<b>Funding Total</b>	<b>\$980,000</b>	<b>\$980,000</b>	<b>\$980,000</b>	<b>\$980,000</b>	<b>\$980,000</b>	<b>\$4,900,000</b>

## Street Transportation and Drainage

Project No.	Project Title	2014-15	2015-16	2016-17	2017-18	2018-19	Total
<b>ST87400078 CRACKSEAL LABOR PROGRAM</b>							<b>Function: Street Rehabilitation</b>
Provide for annual Crackseal Labor program.							<b>Strategic Plan: Infrastructure</b>
							<b>District: Citywide</b>
Construction		1,100,000	1,100,000	1,100,000	1,100,000	1,100,000	5,500,000
<b>Project Total</b>		<b>\$1,100,000</b>	<b>\$1,100,000</b>	<b>\$1,100,000</b>	<b>\$1,100,000</b>	<b>\$1,100,000</b>	<b>\$5,500,000</b>
Arizona Highway User Revenues		1,100,000	1,100,000	1,100,000	1,100,000	1,100,000	5,500,000
<b>Funding Total</b>		<b>\$1,100,000</b>	<b>\$1,100,000</b>	<b>\$1,100,000</b>	<b>\$1,100,000</b>	<b>\$1,100,000</b>	<b>\$5,500,000</b>
<b>ST87400079 PORTLAND CEMENT CONCRETE REPAIR PROGRAM</b>							<b>Function: Street Rehabilitation</b>
Provide for annual Portland Cement Concrete Repair program.							<b>Strategic Plan: Infrastructure</b>
							<b>District: Citywide</b>
Construction		2,800,000	3,100,000	3,400,000	3,700,000	3,700,000	16,700,000
<b>Project Total</b>		<b>\$2,800,000</b>	<b>\$3,100,000</b>	<b>\$3,400,000</b>	<b>\$3,700,000</b>	<b>\$3,700,000</b>	<b>\$16,700,000</b>
Arizona Highway User Revenues		2,800,000	3,100,000	3,400,000	3,700,000	3,700,000	16,700,000
<b>Funding Total</b>		<b>\$2,800,000</b>	<b>\$3,100,000</b>	<b>\$3,400,000</b>	<b>\$3,700,000</b>	<b>\$3,700,000</b>	<b>\$16,700,000</b>
<b>ST87400123 FREEWAY LANDSCAPING</b>							<b>Function: Street Rehabilitation</b>
Install landscaping along freeways.							<b>Strategic Plan: Infrastructure</b>
							<b>District: Citywide</b>
Construction		1,390,387	1,390,387	1,390,387	1,390,387	1,390,387	6,951,935
<b>Project Total</b>		<b>\$1,390,387</b>	<b>\$1,390,387</b>	<b>\$1,390,387</b>	<b>\$1,390,387</b>	<b>\$1,390,387</b>	<b>\$6,951,935</b>
Capital Construction		1,390,387	1,390,387	1,390,387	1,390,387	1,390,387	6,951,935
<b>Funding Total</b>		<b>\$1,390,387</b>	<b>\$1,390,387</b>	<b>\$1,390,387</b>	<b>\$1,390,387</b>	<b>\$1,390,387</b>	<b>\$6,951,935</b>
<b>ST87400124 AMERICANS WITH DISABILITIES ACT (ADA) MODIFICATIONS</b>							<b>Function: Street Rehabilitation</b>
Construct emergency street improvements to comply with the Americans with Disabilities Act (ADA).							<b>Strategic Plan: Infrastructure</b>
							<b>District: Citywide</b>
Construction		61,271	55,271	55,271	55,271	55,271	282,355
<b>Project Total</b>		<b>\$61,271</b>	<b>\$55,271</b>	<b>\$55,271</b>	<b>\$55,271</b>	<b>\$55,271</b>	<b>\$282,355</b>
Capital Construction		61,271	55,271	55,271	55,271	55,271	282,355
<b>Funding Total</b>		<b>\$61,271</b>	<b>\$55,271</b>	<b>\$55,271</b>	<b>\$55,271</b>	<b>\$55,271</b>	<b>\$282,355</b>
<b>ST87400145 FRACTURED AGGREGATE SURFACE TREATMENT (FAST) PROGRAM</b>							<b>Function: Street Rehabilitation</b>
Provide for annual Fractured Aggregate Surface Treatment (FAST) Program.							<b>Strategic Plan: Infrastructure</b>
							<b>District: Citywide</b>
Construction		1,615,000	1,530,000	1,530,000	1,530,000	1,530,000	7,735,000
<b>Project Total</b>		<b>\$1,615,000</b>	<b>\$1,530,000</b>	<b>\$1,530,000</b>	<b>\$1,530,000</b>	<b>\$1,530,000</b>	<b>\$7,735,000</b>
Capital Construction		1,615,000	1,530,000	1,530,000	1,530,000	1,530,000	7,735,000
<b>Funding Total</b>		<b>\$1,615,000</b>	<b>\$1,530,000</b>	<b>\$1,530,000</b>	<b>\$1,530,000</b>	<b>\$1,530,000</b>	<b>\$7,735,000</b>





**Street Transportation and Drainage**

<b>Project No.</b>	<b>Project Title</b>	<b>2014-15</b>	<b>2015-16</b>	<b>2016-17</b>	<b>2017-18</b>	<b>2018-19</b>	<b>Total</b>
<b>ST89320087</b>	<b>TRAFFIC CIRCLE: 11TH AVENUE AND GLENROSA AVENUE</b>						
Construct a traffic circle at 11th Avenue and Glenrosa Avenue.							<b>Function: Traffic Calming Improvements</b>
							<b>Strategic Plan: Infrastructure</b>
							<b>District: 4</b>
Construction		-	350,000	-	-	-	350,000
<b>Project Total</b>		-	<b>\$350,000</b>	-	-	-	<b>\$350,000</b>
Capital Construction		-	350,000	-	-	-	350,000
<b>Funding Total</b>		-	<b>\$350,000</b>	-	-	-	<b>\$350,000</b>
<b>ST89320104</b>	<b>TRAFFIC CIRCLES/ROUNDAABOUTS MAINTENANCE</b>						
Maintain traffic circles and roundabouts.							<b>Function: Traffic Calming Improvements</b>
							<b>Strategic Plan: Infrastructure</b>
							<b>District: Citywide</b>
Construction		34,850	36,550	34,425	34,425	34,425	174,675
<b>Project Total</b>		<b>\$34,850</b>	<b>\$36,550</b>	<b>\$34,425</b>	<b>\$34,425</b>	<b>\$34,425</b>	<b>\$174,675</b>
Capital Construction		34,850	36,550	34,425	34,425	34,425	174,675
<b>Funding Total</b>		<b>\$34,850</b>	<b>\$36,550</b>	<b>\$34,425</b>	<b>\$34,425</b>	<b>\$34,425</b>	<b>\$174,675</b>
<b>ST89320106</b>	<b>SIGNALS AND 2-STAGE CROSSWALKS</b>						
Install traffic control signals and 2-stage crosswalks as determined.							<b>Function: Traffic Calming Improvements</b>
							<b>Strategic Plan: Infrastructure</b>
							<b>District: Citywide</b>
Construction		155,000	80,000	-	-	-	235,000
<b>Project Total</b>		<b>\$155,000</b>	<b>\$80,000</b>	-	-	-	<b>\$235,000</b>
Arizona Highway User Revenues		75,000	-	-	-	-	75,000
2006 Street Improvement and Storm Sewer Bonds		80,000	80,000	-	-	-	160,000
<b>Funding Total</b>		<b>\$155,000</b>	<b>\$80,000</b>	-	-	-	<b>\$235,000</b>
<b>ST89320107</b>	<b>SPEED HUMP PROGRAM</b>						
Supplement the annual speed hump program.							<b>Function: Traffic Calming Improvements</b>
							<b>Strategic Plan: Infrastructure</b>
							<b>District: Citywide</b>
Construction		-	-	-	-	256,526	256,526
<b>Project Total</b>		-	-	-	-	<b>\$256,526</b>	<b>\$256,526</b>
2006 Street Improvement and Storm Sewer Bonds		-	-	-	-	256,526	256,526
<b>Funding Total</b>		-	-	-	-	<b>\$256,526</b>	<b>\$256,526</b>
<b>ST89320108</b>	<b>PARKING METER</b>						
Implement phase I of parking solution.							<b>Function: Traffic Calming Improvements</b>
							<b>Strategic Plan: Infrastructure</b>
							<b>District: 4, 7 &amp; 8</b>
Construction		395,746	-	-	-	-	395,746
<b>Project Total</b>		<b>\$395,746</b>	-	-	-	-	<b>\$395,746</b>
Arizona Highway User Revenues		150,000	-	-	-	-	150,000
AHUR Capital Reserve		245,746	-	-	-	-	245,746
<b>Funding Total</b>		<b>\$395,746</b>	-	-	-	-	<b>\$395,746</b>



## Street Transportation and Drainage

Project No.	Project Title	2014-15	2015-16	2016-17	2017-18	2018-19	Total
<b>ST89330002 JUSTIFIED SIGNALS</b>							<b>Function: Traffic Signal Improvements</b>
Purchase and install new traffic signals at intersections as determined.							<b>Strategic Plan: Infrastructure</b>
							<b>District: Citywide</b>
Construction		202,500	202,500	202,500	202,500	202,500	1,012,500
<b>Project Total</b>		<b>\$202,500</b>	<b>\$202,500</b>	<b>\$202,500</b>	<b>\$202,500</b>	<b>\$202,500</b>	<b>\$1,012,500</b>
Arizona Highway User Revenues		202,500	202,500	202,500	202,500	202,500	1,012,500
<b>Funding Total</b>		<b>\$202,500</b>	<b>\$202,500</b>	<b>\$202,500</b>	<b>\$202,500</b>	<b>\$202,500</b>	<b>\$1,012,500</b>
<b>ST89330003 MULTI-JURISDICTIONAL SIGNALS</b>							<b>Function: Traffic Signal Improvements</b>
Install traffic signals at intersections under multiple jurisdictions as determined.							<b>Strategic Plan: Infrastructure</b>
							<b>District: Citywide</b>
Construction		107,000	107,000	107,000	107,000	107,000	535,000
<b>Project Total</b>		<b>\$107,000</b>	<b>\$107,000</b>	<b>\$107,000</b>	<b>\$107,000</b>	<b>\$107,000</b>	<b>\$535,000</b>
State, County and Other Aid - Street Transportation		53,500	53,500	53,500	53,500	53,500	267,500
Arizona Highway User Revenues		53,500	53,500	53,500	53,500	53,500	267,500
<b>Funding Total</b>		<b>\$107,000</b>	<b>\$107,000</b>	<b>\$107,000</b>	<b>\$107,000</b>	<b>\$107,000</b>	<b>\$535,000</b>
<b>ST89330112 HAWK TRAFFIC SIGNALS</b>							<b>Function: Traffic Signal Improvements</b>
Install high-intensity activated crosswalk beacon (HAWK) traffic signals as determined.							<b>Strategic Plan: Infrastructure</b>
							<b>District: Citywide</b>
Construction		150,000	-	-	-	-	150,000
<b>Project Total</b>		<b>\$150,000</b>	<b>-</b>	<b>-</b>	<b>-</b>	<b>-</b>	<b>\$150,000</b>
Arizona Highway User Revenues		150,000	-	-	-	-	150,000
<b>Funding Total</b>		<b>\$150,000</b>	<b>-</b>	<b>-</b>	<b>-</b>	<b>-</b>	<b>\$150,000</b>
<b>ST89340003 DEVELOPER SIGNALS</b>							<b>Function: Traffic Signal Improvements</b>
Install traffic signals using developer contributions.							<b>Strategic Plan: Infrastructure</b>
							<b>District: Citywide</b>
Construction		150,000	150,000	150,000	150,000	150,000	750,000
<b>Project Total</b>		<b>\$150,000</b>	<b>\$150,000</b>	<b>\$150,000</b>	<b>\$150,000</b>	<b>\$150,000</b>	<b>\$750,000</b>
State, County and Other Aid - Street Transportation		150,000	150,000	150,000	150,000	150,000	750,000
<b>Funding Total</b>		<b>\$150,000</b>	<b>\$150,000</b>	<b>\$150,000</b>	<b>\$150,000</b>	<b>\$150,000</b>	<b>\$750,000</b>
<b>ST89340004 SIGNAL SYSTEM ENHANCEMENTS</b>							<b>Function: Traffic Signal Improvements</b>
Upgrade traffic signals as determined.							<b>Strategic Plan: Infrastructure</b>
							<b>District: Citywide</b>
Construction		243,150	243,150	243,150	243,150	243,150	1,215,750
<b>Project Total</b>		<b>\$243,150</b>	<b>\$243,150</b>	<b>\$243,150</b>	<b>\$243,150</b>	<b>\$243,150</b>	<b>\$1,215,750</b>
Arizona Highway User Revenues		243,150	243,150	243,150	243,150	243,150	1,215,750
<b>Funding Total</b>		<b>\$243,150</b>	<b>\$243,150</b>	<b>\$243,150</b>	<b>\$243,150</b>	<b>\$243,150</b>	<b>\$1,215,750</b>

2014-2019 CAPITAL IMPROVEMENT PROGRAM

**Street Transportation and Drainage**

<i>Project No.</i>	<i>Project Title</i>	<i>2014-15</i>	<i>2015-16</i>	<i>2016-17</i>	<i>2017-18</i>	<i>2018-19</i>	<i>Total</i>
<b>ST89340005</b>	<b>LEFT TURN ARROWS</b>						
Install left turn arrows as determined.							
		Function: Traffic Signal Improvements					
		Strategic Plan: Infrastructure					
		District: Citywide					
Construction		77,850	77,850	77,850	77,850	77,850	389,250
<b>Project Total</b>		<b>\$77,850</b>	<b>\$77,850</b>	<b>\$77,850</b>	<b>\$77,850</b>	<b>\$77,850</b>	<b>\$389,250</b>
Arizona Highway User Revenues		77,850	77,850	77,850	77,850	77,850	389,250
<b>Funding Total</b>		<b>\$77,850</b>	<b>\$77,850</b>	<b>\$77,850</b>	<b>\$77,850</b>	<b>\$77,850</b>	<b>\$389,250</b>
<b>ST89340031</b>	<b>PREEMPTION WORK FOR RAILROADS</b>						
Test and maintain preemption equipment at railroad crossings.							
		Function: Traffic Signal Improvements					
		Strategic Plan: Infrastructure					
		District: 7 & 8					
Construction		7,000	7,000	7,000	7,000	7,000	35,000
<b>Project Total</b>		<b>\$7,000</b>	<b>\$7,000</b>	<b>\$7,000</b>	<b>\$7,000</b>	<b>\$7,000</b>	<b>\$35,000</b>
Arizona Highway User Revenues		7,000	7,000	7,000	7,000	7,000	35,000
<b>Funding Total</b>		<b>\$7,000</b>	<b>\$7,000</b>	<b>\$7,000</b>	<b>\$7,000</b>	<b>\$7,000</b>	<b>\$35,000</b>
<b>ST89340072</b>	<b>TRAFFIC SIGNAL POLES PAINTING PROGRAM</b>						
Repaint traffic signal poles as identified.							
		Function: Traffic Signal Improvements					
		Strategic Plan: Infrastructure					
		District: Citywide					
Construction		25,000	25,000	25,000	25,000	25,000	125,000
<b>Project Total</b>		<b>\$25,000</b>	<b>\$25,000</b>	<b>\$25,000</b>	<b>\$25,000</b>	<b>\$25,000</b>	<b>\$125,000</b>
Arizona Highway User Revenues		25,000	25,000	25,000	25,000	25,000	125,000
<b>Funding Total</b>		<b>\$25,000</b>	<b>\$25,000</b>	<b>\$25,000</b>	<b>\$25,000</b>	<b>\$25,000</b>	<b>\$125,000</b>
<b>ST89340332</b>	<b>REMOVAL OF PAVEMENT MARKINGS</b>						
Remove pavement markings to accommodate changes in lane configurations.							
		Function: Traffic Signal Improvements					
		Strategic Plan: Infrastructure					
		District: Citywide					
Construction		105,500	50,000	50,000	50,000	50,000	305,500
<b>Project Total</b>		<b>\$105,500</b>	<b>\$50,000</b>	<b>\$50,000</b>	<b>\$50,000</b>	<b>\$50,000</b>	<b>\$305,500</b>
Arizona Highway User Revenues		105,500	50,000	50,000	50,000	50,000	305,500
<b>Funding Total</b>		<b>\$105,500</b>	<b>\$50,000</b>	<b>\$50,000</b>	<b>\$50,000</b>	<b>\$50,000</b>	<b>\$305,500</b>
<b>ST89340451</b>	<b>AMERICANS WITH DISABILITIES ACT (ADA) PEDESTRIAN PUSH-BUTTON MODERNIZATION PROGRAM</b>						
Install Americans with Disabilities Act (ADA) pedestrian push-buttons at crosswalks as part of modernization program.							
		Function: Traffic Signal Improvements					
		Strategic Plan: Infrastructure					
		District: Citywide					
Construction		150,000	-	-	-	-	150,000
<b>Project Total</b>		<b>\$150,000</b>	<b>-</b>	<b>-</b>	<b>-</b>	<b>-</b>	<b>\$150,000</b>
2006 Street Improvement and Storm Sewer Bonds		150,000	-	-	-	-	150,000
<b>Funding Total</b>		<b>\$150,000</b>	<b>-</b>	<b>-</b>	<b>-</b>	<b>-</b>	<b>\$150,000</b>

**Street Transportation and Drainage**

<i>Project No.</i>	<i>Project Title</i>	<i>2014-15</i>	<i>2015-16</i>	<i>2016-17</i>	<i>2017-18</i>	<i>2018-19</i>	<i>Total</i>
<b>ST89340468</b>	<b>AMERICANS WITH DISABILITIES ACT (ADA) TRAFFIC SIGNAL ENHANCEMENTS</b>						
	Replace pedestrian traffic signals with Americans With Disabilities Act (ADA) traffic signals as identified.						
							<b>Function: Traffic Signal Improvements</b>
							<b>Strategic Plan: Infrastructure</b>
							<b>District: Citywide</b>
Construction		180,000	100,000	100,000	100,000	100,000	580,000
<b>Project Total</b>		<b>\$180,000</b>	<b>\$100,000</b>	<b>\$100,000</b>	<b>\$100,000</b>	<b>\$100,000</b>	<b>\$580,000</b>
Arizona Highway User Revenues		180,000	100,000	100,000	100,000	100,000	580,000
<b>Funding Total</b>		<b>\$180,000</b>	<b>\$100,000</b>	<b>\$100,000</b>	<b>\$100,000</b>	<b>\$100,000</b>	<b>\$580,000</b>
<b>ST89340490</b>	<b>CONVERT TRAFFIC SIGNALS TO LED SIGNALS</b>						
	Convert current traffic signals to LED signals.						
							<b>Function: Traffic Signal Improvements</b>
							<b>Strategic Plan: Infrastructure</b>
							<b>District: Citywide</b>
Construction		850,000	-	-	-	-	850,000
<b>Project Total</b>		<b>\$850,000</b>	<b>-</b>	<b>-</b>	<b>-</b>	<b>-</b>	<b>\$850,000</b>
Arizona Highway User Revenues		850,000	-	-	-	-	850,000
<b>Funding Total</b>		<b>\$850,000</b>	<b>-</b>	<b>-</b>	<b>-</b>	<b>-</b>	<b>\$850,000</b>
<b>ST89360001</b>	<b>SIGNAL SYSTEM UPGRADE</b>						
	Upgrade the citywide traffic signal system.						
							<b>Function: Traffic Signal Improvements</b>
							<b>Strategic Plan: Infrastructure</b>
							<b>District: Citywide</b>
Equipment		579,000	579,000	579,000	579,000	579,000	2,895,000
<b>Project Total</b>		<b>\$579,000</b>	<b>\$579,000</b>	<b>\$579,000</b>	<b>\$579,000</b>	<b>\$579,000</b>	<b>\$2,895,000</b>
Arizona Highway User Revenues		579,000	579,000	579,000	579,000	579,000	2,895,000
<b>Funding Total</b>		<b>\$579,000</b>	<b>\$579,000</b>	<b>\$579,000</b>	<b>\$579,000</b>	<b>\$579,000</b>	<b>\$2,895,000</b>
<b>ST89360004</b>	<b>PHOENIX REGIONAL INTELLIGENT TRANSPORTATION SYSTEM (ITS) PHASE II</b>						
	Construct Phase II of the Intelligent Transportation System (ITS) fiber optic backbone.						
							<b>Function: Traffic Signal Improvements</b>
							<b>Strategic Plan: Infrastructure</b>
							<b>District: Citywide</b>
Construction		98,834	-	-	-	1,000,000	1,098,834
<b>Project Total</b>		<b>\$98,834</b>	<b>-</b>	<b>-</b>	<b>-</b>	<b>\$1,000,000</b>	<b>\$1,098,834</b>
2006 Street Improvement and Storm Sewer Bonds		98,834	-	-	-	1,000,000	1,098,834
<b>Funding Total</b>		<b>\$98,834</b>	<b>-</b>	<b>-</b>	<b>-</b>	<b>\$1,000,000</b>	<b>\$1,098,834</b>
<b>ST89360008</b>	<b>TRAFFIC MANAGEMENT CENTER (TMC) NETWORK SUPPORT</b>						
	Expand augment design and integrate system for the growth of the Intelligent Transportation System (ITS) Fiber Optic Backbone Program.						
							<b>Function: Traffic Signal Improvements</b>
							<b>Strategic Plan: Infrastructure</b>
							<b>District: Citywide</b>
Construction		76,000	76,000	76,000	76,000	76,000	380,000
<b>Project Total</b>		<b>\$76,000</b>	<b>\$76,000</b>	<b>\$76,000</b>	<b>\$76,000</b>	<b>\$76,000</b>	<b>\$380,000</b>
Arizona Highway User Revenues		76,000	76,000	76,000	76,000	76,000	380,000
<b>Funding Total</b>		<b>\$76,000</b>	<b>\$76,000</b>	<b>\$76,000</b>	<b>\$76,000</b>	<b>\$76,000</b>	<b>\$380,000</b>



**Street Transportation and Drainage**

<i>Project No.</i>	<i>Project Title</i>	<i>2014-15</i>	<i>2015-16</i>	<i>2016-17</i>	<i>2017-18</i>	<i>2018-19</i>	<i>Total</i>
<b>ST89370001</b>	<b>TRAFFIC COUNT STATIONS</b>						
Construct new traffic count stations.							
		<b>Function: Traffic Signal Improvements</b>					
		<b>Strategic Plan: Infrastructure</b>					
		<b>District: Citywide</b>					
Construction		65,000	65,000	65,000	65,000	65,000	325,000
<b>Project Total</b>		<b>\$65,000</b>	<b>\$65,000</b>	<b>\$65,000</b>	<b>\$65,000</b>	<b>\$65,000</b>	<b>\$325,000</b>
Arizona Highway User Revenues		65,000	65,000	65,000	65,000	65,000	325,000
<b>Funding Total</b>		<b>\$65,000</b>	<b>\$65,000</b>	<b>\$65,000</b>	<b>\$65,000</b>	<b>\$65,000</b>	<b>\$325,000</b>
<b>EP12000005</b>	<b>STORMWATER - GENCOMP</b>						
Provide for general stormwater compliance actions.							
		<b>Function: Stormwater Compliance</b>					
		<b>Strategic Plan: Sustainability</b>					
		<b>District: Citywide</b>					
Construction		250,000	250,000	250,000	250,000	250,000	1,250,000
<b>Project Total</b>		<b>\$250,000</b>	<b>\$250,000</b>	<b>\$250,000</b>	<b>\$250,000</b>	<b>\$250,000</b>	<b>\$1,250,000</b>
Storm Water Management Fee Fund		250,000	250,000	250,000	250,000	250,000	1,250,000
<b>Funding Total</b>		<b>\$250,000</b>	<b>\$250,000</b>	<b>\$250,000</b>	<b>\$250,000</b>	<b>\$250,000</b>	<b>\$1,250,000</b>
<b>AR39000002</b>	<b>SR51 FREEWAY ARTWORK REFURBISHMENT PERCENT FOR ART</b>						
Refurbish existing art elements along SR51 Freeway from McDowell Road to Northern Avenue.							
		<b>Function: Percent for Art</b>					
		<b>Strategic Plan: Neighborhoods and Livability</b>					
		<b>District: Citywide</b>					
Construction		-	-	-	-	178,565	178,565
<b>Project Total</b>		<b>-</b>	<b>-</b>	<b>-</b>	<b>-</b>	<b>\$178,565</b>	<b>\$178,565</b>
2001 Street Improvements Bonds		-	-	-	-	57,404	57,404
1988 Freeway Mitigation Bonds		-	-	-	-	121,161	121,161
<b>Funding Total</b>		<b>-</b>	<b>-</b>	<b>-</b>	<b>-</b>	<b>\$178,565</b>	<b>\$178,565</b>
<b>AR63000013</b>	<b>ARTERIAL CANAL CROSSING PERCENT FOR ART</b>						
Construct integrated artwork into the canal trail crossings at major street bridges.							
		<b>Function: Percent for Art</b>					
		<b>Strategic Plan: Neighborhoods and Livability</b>					
		<b>District: Citywide</b>					
Construction		390,514	150,000	-	-	-	540,514
<b>Project Total</b>		<b>\$390,514</b>	<b>\$150,000</b>	<b>-</b>	<b>-</b>	<b>-</b>	<b>\$540,514</b>
Nonprofit Corporation Bonds - Water		74,700	150,000	-	-	-	224,700
Arizona Highway User Revenues		315,814	-	-	-	-	315,814
<b>Funding Total</b>		<b>\$390,514</b>	<b>\$150,000</b>	<b>-</b>	<b>-</b>	<b>-</b>	<b>\$540,514</b>
<b>AR63000014</b>	<b>LIGHT RAIL CORRIDOR PERCENT FOR ART</b>						
Develop artwork along the 19th Avenue Light Rail corridor.							
		<b>Function: Percent for Art</b>					
		<b>Strategic Plan: Neighborhoods and Livability</b>					
		<b>District: 5</b>					
Construction		260,497	15,000	-	-	-	275,497
<b>Project Total</b>		<b>\$260,497</b>	<b>\$15,000</b>	<b>-</b>	<b>-</b>	<b>-</b>	<b>\$275,497</b>
Nonprofit Corporation Bonds - Wastewater		230,497	15,000	-	-	-	245,497
Arizona Highway User Revenues		30,000	-	-	-	-	30,000
<b>Funding Total</b>		<b>\$260,497</b>	<b>\$15,000</b>	<b>-</b>	<b>-</b>	<b>-</b>	<b>\$275,497</b>

**Street Transportation and Drainage**


<i>Project No.</i>	<i>Project Title</i>	<i>2014-15</i>	<i>2015-16</i>	<i>2016-17</i>	<i>2017-18</i>	<i>2018-19</i>	<i>Total</i>
<b>AR63000020</b>	<b>16TH STREET AND BETHANY HOME ROAD STREETSCAPE PERCENT FOR ART</b>						
	Design and construct artwork as Neighborhood Services Department area enhancements.						
							<b>District: 6</b>
							<b>Function: Percent for Art</b>
							<b>Strategic Plan: Neighborhoods and Livability</b>
Construction		70,060	-	-	-	-	70,060
<b>Project Total</b>		<b>\$70,060</b>	-	-	-	-	<b>\$70,060</b>
Arizona Highway User Revenues		35,000	-	-	-	-	35,000
2006 Affordable Housing & Neighborhood Revitalization Bonds		35,060	-	-	-	-	35,060
<b>Funding Total</b>		<b>\$70,060</b>	-	-	-	-	<b>\$70,060</b>
<b>AR63000021</b>	<b>HATCHER ROAD STREETSCAPE PERCENT FOR ART</b>						
	Design and fabricate integrated artwork to improve the streetscape along Hatcher Road between Central Avenue and 5th Street.						
							<b>District: 3</b>
							<b>Function: Percent for Art</b>
							<b>Strategic Plan: Neighborhoods and Livability</b>
Construction		10,917	-	-	-	-	10,917
<b>Project Total</b>		<b>\$10,917</b>	-	-	-	-	<b>\$10,917</b>
2006 Street Improvement and Storm Sewer Bonds		7,917	-	-	-	-	7,917
2006 Affordable Housing & Neighborhood Revitalization Bonds		3,000	-	-	-	-	3,000
<b>Funding Total</b>		<b>\$10,917</b>	-	-	-	-	<b>\$10,917</b>
<b>AR63000023</b>	<b>BUCKEYE ROAD STREETSCAPE PERCENT FOR ART</b>						
	Develop streetscape enhancements along Buckeye Road from Phoenix Sky Harbor International Airport to Central Avenue.						
							<b>District: 8</b>
							<b>Function: Percent for Art</b>
							<b>Strategic Plan: Neighborhoods and Livability</b>
Construction		99,784	34,497	-	-	22,503	156,784
<b>Project Total</b>		<b>\$99,784</b>	<b>\$34,497</b>	-	-	<b>\$22,503</b>	<b>\$156,784</b>
Arizona Highway User Revenues		99,784	34,497	-	-	-	134,281
2006 Street Improvement and Storm Sewer Bonds		-	-	-	-	22,503	22,503
<b>Funding Total</b>		<b>\$99,784</b>	<b>\$34,497</b>	-	-	<b>\$22,503</b>	<b>\$156,784</b>
<b>AR63000024</b>	<b>HIGHLINE CANAL AT CIRCLE K PARK PERCENT FOR ART</b>						
	Design landscape improvements for the Highline Canal trail located at Circle K Park.						
							<b>District: 8</b>
							<b>Function: Percent for Art</b>
							<b>Strategic Plan: Neighborhoods and Livability</b>
Construction		15,204	-	-	-	-	15,204
<b>Project Total</b>		<b>\$15,204</b>	-	-	-	-	<b>\$15,204</b>
2006 Street Improvement and Storm Sewer Bonds		15,204	-	-	-	-	15,204
<b>Funding Total</b>		<b>\$15,204</b>	-	-	-	-	<b>\$15,204</b>

## Street Transportation and Drainage

Project No.	Project Title	2014-15	2015-16	2016-17	2017-18	2018-19	Total
<b>AR63000025</b>	<b>7TH AVENUE STREETScape PERCENT FOR ART</b>						
						Function: Percent for Art	
	Procure and exhibit artwork at three canopied shelters located at 7th Avenue and Glenrosa Avenue.					Strategic Plan: Neighborhoods and Livability	
							District: 4
Other		21,133	20,000	20,000	-	-	61,133
	<b>Project Total</b>	<b>\$21,133</b>	<b>\$20,000</b>	<b>\$20,000</b>	<b>-</b>	<b>-</b>	<b>\$61,133</b>
Nonprofit Corporation Bonds - Solid Waste		21,133	20,000	20,000	-	-	61,133
	<b>Funding Total</b>	<b>\$21,133</b>	<b>\$20,000</b>	<b>\$20,000</b>	<b>-</b>	<b>-</b>	<b>\$61,133</b>
<b>AR63000026</b>	<b>ROOSEVELT STREET IMPROVEMENTS PERCENT FOR ART</b>						
						Function: Percent for Art	
	Design and fabricate artwork to coincide with the narrowing of Roosevelt Street between Central Avenue and 4th Street.					Strategic Plan: Neighborhoods and Livability	
							District: 7 & 8
Construction		20,189	-	-	-	-	20,189
	<b>Project Total</b>	<b>\$20,189</b>	<b>-</b>	<b>-</b>	<b>-</b>	<b>-</b>	<b>\$20,189</b>
Arizona Highway User Revenues		20,189	-	-	-	-	20,189
	<b>Funding Total</b>	<b>\$20,189</b>	<b>-</b>	<b>-</b>	<b>-</b>	<b>-</b>	<b>\$20,189</b>
<b>AR63000027</b>	<b>STREET VIEWS PERCENT FOR ART</b>						
						Function: Percent for Art	
	Develop a program of rotating 3-D artwork to display in vacant spaces citywide.					Strategic Plan: Neighborhoods and Livability	
							District: Citywide
Construction		-	-	-	-	34,557	34,557
	<b>Project Total</b>	<b>-</b>	<b>-</b>	<b>-</b>	<b>-</b>	<b>\$34,557</b>	<b>\$34,557</b>
2006 Street Improvement and Storm Sewer Bonds		-	-	-	-	34,557	34,557
	<b>Funding Total</b>	<b>-</b>	<b>-</b>	<b>-</b>	<b>-</b>	<b>\$34,557</b>	<b>\$34,557</b>
<b>AR63000028</b>	<b>THOMAS ROAD OVERPASS ARTWORK REFURBISHMENT PERCENT FOR ART</b>						
						Function: Percent for Art	
	Restore major artwork at the SR51 Freeway overpass and Thomas Road.					Strategic Plan: Neighborhoods and Livability	
							District: 4 & 8
Construction		20,294	-	-	-	-	20,294
	<b>Project Total</b>	<b>\$20,294</b>	<b>-</b>	<b>-</b>	<b>-</b>	<b>-</b>	<b>\$20,294</b>
Arizona Highway User Revenues		20,294	-	-	-	-	20,294
	<b>Funding Total</b>	<b>\$20,294</b>	<b>-</b>	<b>-</b>	<b>-</b>	<b>-</b>	<b>\$20,294</b>
<b>AR63000030</b>	<b>NORTH 32ND STREET IMPROVEMENTS PERCENT FOR ART</b>						
						Function: Percent for Art	
	Commission an artist to design integrated artwork located at 32nd Street near Shea Boulevard.					Strategic Plan: Neighborhoods and Livability	
							District: 3
Construction		234,473	-	-	-	-	234,473
	<b>Project Total</b>	<b>\$234,473</b>	<b>-</b>	<b>-</b>	<b>-</b>	<b>-</b>	<b>\$234,473</b>
Arizona Highway User Revenues		183,864	-	-	-	-	183,864
2006 Street Improvement and Storm Sewer Bonds		50,609	-	-	-	-	50,609
	<b>Funding Total</b>	<b>\$234,473</b>	<b>-</b>	<b>-</b>	<b>-</b>	<b>-</b>	<b>\$234,473</b>

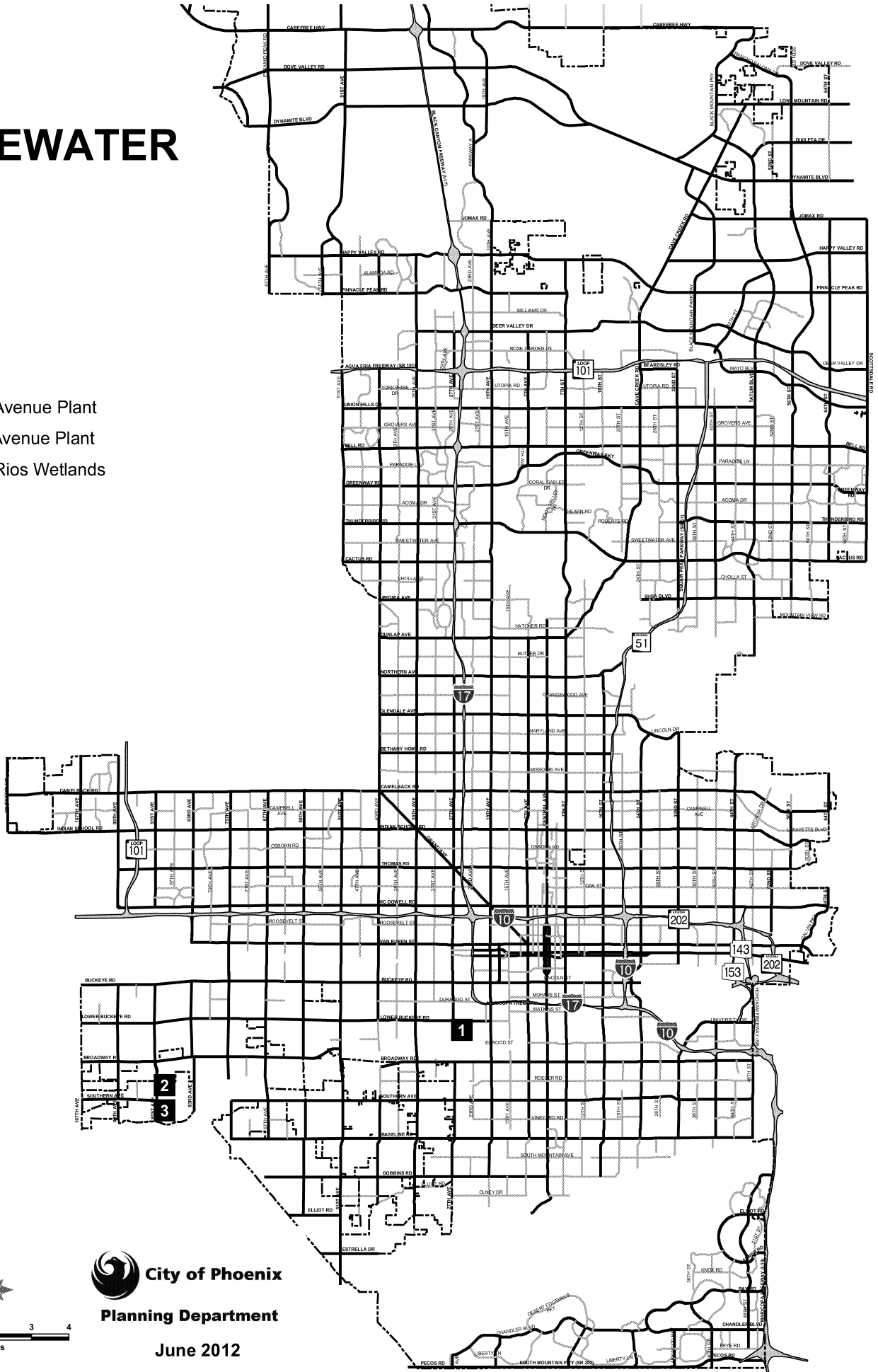
**Street Transportation and Drainage**

<b>Project No.</b>	<b>Project Title</b>	<b>2014-15</b>	<b>2015-16</b>	<b>2016-17</b>	<b>2017-18</b>	<b>2018-19</b>	<b>Total</b>
<b>AR63000031</b>	<b>107TH AVENUE STREETScape PERCENT FOR ART</b>						
							<b>Function: Percent for Art</b>
Commission an artist to design integrated artwork located along 107th Avenue between Indian School Road and Camelback Road.				<b>Strategic Plan: Neighborhoods and Livability</b>			
							<b>District: 5</b>
Construction		231,027	-	-	-	-	231,027
<b>Project Total</b>		<b>\$231,027</b>	<b>-</b>	<b>-</b>	<b>-</b>	<b>-</b>	<b>\$231,027</b>
Arizona Highway User Revenues		231,027	-	-	-	-	231,027
<b>Funding Total</b>		<b>\$231,027</b>	<b>-</b>	<b>-</b>	<b>-</b>	<b>-</b>	<b>\$231,027</b>



# WASTEWATER

- 1** 23rd Avenue Plant
- 2** 91st Avenue Plant
- 3** Tres Rios Wetlands



**City of Phoenix**

**Planning Department**

June 2012

## **Wastewater**

The Wastewater program totals \$496.1 million and is funded with Wastewater revenue, development impact fees, nonprofit corporation bonds, 2006 General Obligation Bonds, Arizona Highway Users Revenue and other cities' share in joint venture funds.

Major Wastewater projects include:

- Implement improvements at wastewater treatment plants
- Design and construct SROG Interceptor Capacity improvements
- Expand, improve and replace sewer lift stations
- Assess, rehabilitate, relocate and/or construct sewers of various sizes and materials throughout the city
- Improve technology including automatic meter reading and billing system upgrade
- Conduct various Wastewater management studies, provide for staff charges and consultant fees and project contingency funding
- Complete the Tres Rios Flood Control and Ecosystem Restoration
- Improve various odor control facilities
- Construct growth-related wastewater infrastructure in impact fee areas

2014-2019 CAPITAL IMPROVEMENT PROGRAM

**Wastewater**  
Capital Improvement Program Summary

<b>Project Summary</b>	<b>2014-15</b>	<b>2015-16</b>	<b>2016-17</b>	<b>2017-18</b>	<b>2018-19</b>	<b>Total</b>
23rd Avenue WWTP	6,962,000	3,289,000	4,265,000	3,260,000	4,035,000	21,811,000
91st Avenue WWTP	20,032,640	11,830,125	14,122,375	12,088,375	12,057,375	70,130,890
91st Avenue WWTP Studies	1,126,000	29,000	-	-	950,000	2,105,000
Automation	1,634,268	1,391,271	1,769,271	-	1,600,000	6,394,810
Buildings	689,000	689,000	694,000	195,000	245,000	2,512,000
Lift Stations	7,625,606	9,450,000	2,085,000	2,200,000	4,520,000	25,880,606
Multi-City Sewer Lines	22,125,500	73,730,000	38,870,000	430,000	25,000	135,180,500
Phoenix Sewers	67,727,214	45,923,000	46,904,210	24,903,250	41,050,431	226,508,105
Tres Rios	1,635,800	-	-	-	-	1,635,800
Wastewater System Studies	438,000	925,000	25,000	925,000	125,000	2,438,000
Debt	500,000	-	-	-	-	500,000
Percent for Art	725,655	167,125	30,000	-	46,000	968,780
<b>Total</b>	<b>\$131,221,683</b>	<b>\$147,423,521</b>	<b>\$108,764,856</b>	<b>\$44,001,625</b>	<b>\$64,653,806</b>	<b>\$496,065,491</b>
<b>Source of Funds</b>						
<u>Operating Funds</u>						
Arizona Highway Users	91,000	-	-	-	-	91,000
Wastewater Operating	73,175,111	114,275,039	82,773,515	38,751,331	58,235,401	367,210,397
<b>Total Operating Funds</b>	<b>\$73,266,111</b>	<b>\$114,275,039</b>	<b>\$82,773,515</b>	<b>\$38,751,331</b>	<b>\$58,235,401</b>	<b>\$367,301,397</b>
<u>Bond Funds</u>						
2006 Bonds	-	-	-	-	46,000	46,000
Nonprofit Corporation Bonds - Wastewater	1,134,655	167,125	30,000	-	-	1,331,780
<b>Total Bond Funds</b>	<b>\$1,134,655</b>	<b>\$167,125</b>	<b>\$30,000</b>	<b>-</b>	<b>\$46,000</b>	<b>\$1,377,780</b>
<u>Other Financing</u>						
Impact Fees	35,914,098	2,660,000	10,000	53,000	1,251,000	39,888,098
Other Cities' Share in Joint Ventures	20,906,819	30,321,357	25,951,341	5,197,294	5,121,405	87,498,216
<b>Total Other Financing</b>	<b>\$56,820,917</b>	<b>\$32,981,357</b>	<b>\$25,961,341</b>	<b>\$5,250,294</b>	<b>\$6,372,405</b>	<b>\$127,386,314</b>
<b>Total Sources of Funds</b>	<b>\$131,221,683</b>	<b>\$147,423,521</b>	<b>\$108,764,856</b>	<b>\$44,001,625</b>	<b>\$64,653,806</b>	<b>\$496,065,491</b>



2014-2019 CAPITAL IMPROVEMENT PROGRAM

**Wastewater**

Project No.	Project Title	2014-15	2015-16	2016-17	2017-18	2018-19	Total
<b>WS90200053</b>	<b>23RD AVENUE WASTEWATER TREATMENT PLANT OPERATIONAL IMPROVEMENTS</b>						
	Study, design and construct improvements to the existing flow monitoring and sampling for major plant residual streams.						
							District: 7
							Function: 23rd Avenue WWTP
							Strategic Plan: Infrastructure
	Study	-	-	-	50,000	-	50,000
	Other	201,000	110,000	110,000	110,000	115,000	646,000
	Design	200,000	75,000	75,000	75,000	200,000	625,000
	Construction	2,500,000	325,000	325,000	325,000	375,000	3,850,000
	<b>Project Total</b>	<b>\$2,901,000</b>	<b>\$510,000</b>	<b>\$510,000</b>	<b>\$560,000</b>	<b>\$690,000</b>	<b>\$5,171,000</b>
	Wastewater Revenues	2,901,000	510,000	510,000	560,000	690,000	5,171,000
	<b>Funding Total</b>	<b>\$2,901,000</b>	<b>\$510,000</b>	<b>\$510,000</b>	<b>\$560,000</b>	<b>\$690,000</b>	<b>\$5,171,000</b>
<b>WS90200054</b>	<b>23RD AVENUE WASTEWATER TREATMENT PLANT DIGESTER GAS SALE NEGOTIATIONS</b>						
	Provide staff support services for the 23rd Avenue Wastewater Treatment Plant digester gas sale project.						
							District: 7
							Function: 23rd Avenue WWTP
							Strategic Plan: Sustainability
	Other	15,000	-	-	-	-	15,000
	<b>Project Total</b>	<b>\$15,000</b>	<b>-</b>	<b>-</b>	<b>-</b>	<b>-</b>	<b>\$15,000</b>
	Wastewater Revenues	15,000	-	-	-	-	15,000
	<b>Funding Total</b>	<b>\$15,000</b>	<b>-</b>	<b>-</b>	<b>-</b>	<b>-</b>	<b>\$15,000</b>
<b>WS90200055</b>	<b>23RD AVENUE WASTEWATER TREATMENT PLANT SAFETY</b>						
	Design and construct safety improvements at the 23rd Avenue Wastewater Treatment Plant.						
							District: 7
							Function: 23rd Avenue WWTP
							Strategic Plan: Infrastructure
	Other	44,000	50,000	25,000	25,000	25,000	169,000
	Design	25,000	50,000	25,000	25,000	25,000	150,000
	Construction	340,000	200,000	100,000	100,000	100,000	840,000
	<b>Project Total</b>	<b>\$409,000</b>	<b>\$300,000</b>	<b>\$150,000</b>	<b>\$150,000</b>	<b>\$150,000</b>	<b>\$1,159,000</b>
	Wastewater Revenues	409,000	300,000	150,000	150,000	150,000	1,159,000
	<b>Funding Total</b>	<b>\$409,000</b>	<b>\$300,000</b>	<b>\$150,000</b>	<b>\$150,000</b>	<b>\$150,000</b>	<b>\$1,159,000</b>
<b>WS90200056</b>	<b>23RD AVENUE WASTEWATER TREATMENT PLANT PIPE AND EQUIPMENT COATING</b>						
	Apply protective coatings to plant process equipment, structural support members, piping, tanks, motors, mechanical and related equipment at 23rd Avenue Wastewater Treatment Plant.						
							District: 7
							Function: 23rd Avenue WWTP
							Strategic Plan: Infrastructure
	Other	44,000	45,000	45,000	45,000	-	179,000
	Design	30,000	30,000	30,000	30,000	-	120,000
	Construction	300,000	300,000	300,000	300,000	-	1,200,000
	<b>Project Total</b>	<b>\$374,000</b>	<b>\$375,000</b>	<b>\$375,000</b>	<b>\$375,000</b>	<b>-</b>	<b>\$1,499,000</b>
	Wastewater Revenues	374,000	375,000	375,000	375,000	-	1,499,000
	<b>Funding Total</b>	<b>\$374,000</b>	<b>\$375,000</b>	<b>\$375,000</b>	<b>\$375,000</b>	<b>-</b>	<b>\$1,499,000</b>

2014-2019 CAPITAL IMPROVEMENT PROGRAM

**Wastewater**

<i>Project No.</i>	<i>Project Title</i>	<i>2014-15</i>	<i>2015-16</i>	<i>2016-17</i>	<i>2017-18</i>	<i>2018-19</i>	<i>Total</i>
<b>WS90100001</b>	<b>91ST AVENUE WASTEWATER TREATMENT PLANT REPLACEMENT FUND</b>						
	Repair and replace 91st Avenue Wastewater Treatment Plant equipment.						
							<b>Function: 91st Avenue WWTP</b>
							<b>District: 7</b>
	<b>Project Total</b>	<b>\$5,000,000</b>	<b>\$5,000,000</b>	<b>\$5,000,000</b>	<b>\$5,000,000</b>	<b>\$5,000,000</b>	<b>\$25,000,000</b>
	<b>Funding Total</b>	<b>\$5,000,000</b>	<b>\$5,000,000</b>	<b>\$5,000,000</b>	<b>\$5,000,000</b>	<b>\$5,000,000</b>	<b>\$25,000,000</b>
	<b>WS90100021 91ST AVENUE WASTEWATER TREATMENT PLANT TOXICITY IDENTIFICATION AND REDUCTION EVALUATION PROGRAM</b>						
	Evaluate toxicity identification and reduction for the 91st Avenue Wastewater Treatment Plant.						
							<b>Function: 91st Avenue WWTP</b>
							<b>District: 7</b>
	<b>Project Total</b>	<b>\$57,000</b>	<b>\$10,000</b>	<b>\$125,000</b>	<b>\$10,000</b>	<b>\$10,000</b>	<b>\$212,000</b>
	<b>Funding Total</b>	<b>\$57,000</b>	<b>\$10,000</b>	<b>\$125,000</b>	<b>\$10,000</b>	<b>\$10,000</b>	<b>\$212,000</b>
	<b>WS90100052 91ST AVENUE WASTEWATER TREATMENT PLANT TWO PHASE DIGESTER STUDY</b>						
	Convert the 91st Avenue Wastewater Treatment Plant to three phase digestion.						
	Estimated full-year ongoing operating costs: \$130,000						
							<b>Function: 91st Avenue WWTP</b>
							<b>District: 7</b>
	<b>Project Total</b>	<b>\$2,515,000</b>	-	-	-	-	<b>\$2,515,000</b>
	<b>Funding Total</b>	<b>\$2,515,000</b>	-	-	-	-	<b>\$2,515,000</b>
	<b>WS90100061 91ST AVENUE WASTEWATER TREATMENT PLANT PROCESS CONTROL OPTIMIZATION</b>						
	Increase efficiency of the existing process control systems at the 91st Avenue Wastewater Treatment Plant.						
							<b>Function: 91st Avenue WWTP</b>
							<b>District: 7</b>
	<b>Project Total</b>	<b>\$773,000</b>	<b>\$760,000</b>	<b>\$785,000</b>	<b>\$820,000</b>	<b>\$810,000</b>	<b>\$3,948,000</b>
	<b>Funding Total</b>	<b>\$773,000</b>	<b>\$760,000</b>	<b>\$785,000</b>	<b>\$820,000</b>	<b>\$810,000</b>	<b>\$3,948,000</b>

2014-2019 CAPITAL IMPROVEMENT PROGRAM

**Wastewater**

<i>Project No.</i>	<i>Project Title</i>	<i>2014-15</i>	<i>2015-16</i>	<i>2016-17</i>	<i>2017-18</i>	<i>2018-19</i>	<i>Total</i>
<b>WS90100088</b>	<b>91ST AVENUE WASTEWATER TREATMENT PLANT DIGESTER GAS SALE SUPPORT</b>						
	Provide engineering and cost estimating support for the 91st Avenue Wastewater Treatment Plant digester gas sale project.						
							<b>District: 7</b>
	Other	36,000	-	-	-	-	36,000
	<b>Project Total</b>	<b>\$36,000</b>	<b>-</b>	<b>-</b>	<b>-</b>	<b>-</b>	<b>\$36,000</b>
	Wastewater Revenues	7,200	-	-	-	-	7,200
	SROG - Other Cities Participation	28,800	-	-	-	-	28,800
	<b>Funding Total</b>	<b>\$36,000</b>	<b>-</b>	<b>-</b>	<b>-</b>	<b>-</b>	<b>\$36,000</b>
<b>WS90100091</b>	<b>SROG MANAGEMENT INFORMATION SYSTEM (SMIS) WEBSITE HOSTING AND UPGRADES</b>						
	Provide for consulting services to update programming to accommodate hosting and operation of the SROG MANAGEMENT INFORMATION SYSTEM (SMIS) website.						
							<b>District: 7</b>
	Other	-	-	-	110,000	-	110,000
	Design	-	-	-	750,000	-	750,000
	<b>Project Total</b>	<b>-</b>	<b>-</b>	<b>-</b>	<b>\$860,000</b>	<b>-</b>	<b>\$860,000</b>
	Wastewater Revenues	-	-	-	172,000	-	172,000
	SROG - Other Cities Participation	-	-	-	688,000	-	688,000
	<b>Funding Total</b>	<b>-</b>	<b>-</b>	<b>-</b>	<b>\$860,000</b>	<b>-</b>	<b>\$860,000</b>
<b>WS90100092</b>	<b>91ST AVENUE WASTEWATER TREATMENT PLANT INSTRUMENTATION AND CONTROL</b>						
	Provide engineering services to enforce electrical, instrumentation and control standards.						
							<b>District: 7</b>
	Other	122,000	100,000	125,000	100,000	125,000	572,000
	Design	1,407,292	-	1,475,000	-	1,475,000	4,357,292
	<b>Project Total</b>	<b>\$1,529,292</b>	<b>\$100,000</b>	<b>\$1,600,000</b>	<b>\$100,000</b>	<b>\$1,600,000</b>	<b>\$4,929,292</b>
	Wastewater Revenues	843,557	55,160	882,560	55,160	882,560	2,718,997
	SROG - Other Cities Participation	685,735	44,840	717,440	44,840	717,440	2,210,295
	<b>Funding Total</b>	<b>\$1,529,292</b>	<b>\$100,000</b>	<b>\$1,600,000</b>	<b>\$100,000</b>	<b>\$1,600,000</b>	<b>\$4,929,292</b>
<b>WS90100093</b>	<b>91ST AVENUE WASTEWATER TREATMENT PLANT PIPE AND EQUIPMENT COATING</b>						
	Apply protective coatings to plant process equipment, structural support members, piping, tanks, motors, mechanical and related equipment at 91st Avenue Wastewater Treatment Plant.						
							<b>District: 7</b>
	Other	54,000	61,000	61,000	61,000	-	237,000
	Design	50,000	50,000	50,000	50,000	-	200,000
	Construction	500,000	500,000	500,000	500,000	-	2,000,000
	<b>Project Total</b>	<b>\$604,000</b>	<b>\$611,000</b>	<b>\$611,000</b>	<b>\$611,000</b>	<b>-</b>	<b>\$2,437,000</b>
	Wastewater Revenues	333,166	332,384	332,384	332,384	-	1,330,318
	SROG - Other Cities Participation	270,834	278,616	278,616	278,616	-	1,106,682
	<b>Funding Total</b>	<b>\$604,000</b>	<b>\$611,000</b>	<b>\$611,000</b>	<b>\$611,000</b>	<b>-</b>	<b>\$2,437,000</b>

2014-2019 CAPITAL IMPROVEMENT PROGRAM

**Wastewater**

<i>Project No.</i>	<i>Project Title</i>	<i>2014-15</i>	<i>2015-16</i>	<i>2016-17</i>	<i>2017-18</i>	<i>2018-19</i>	<i>Total</i>
<b>WS90100094</b>	<b>91ST AVENUE WASTEWATER TREATMENT PLANT SAFETY</b>						
	Design and construct safety improvements at 91st Avenue Wastewater Treatment Plant.						
							<b>District: 7</b>
	Other	37,000	60,000	60,000	60,000	60,000	277,000
	Design	27,500	55,000	27,500	27,500	27,500	165,000
	Construction	250,000	200,000	200,000	200,000	150,000	1,000,000
	<b>Project Total</b>	<b>\$314,500</b>	<b>\$315,000</b>	<b>\$287,500</b>	<b>\$287,500</b>	<b>\$237,500</b>	<b>\$1,442,000</b>
	Wastewater Revenues	173,478	173,754	158,585	158,585	131,005	795,407
	SROG - Other Cities Participation	141,022	141,246	128,915	128,915	106,495	646,593
	<b>Funding Total</b>	<b>\$314,500</b>	<b>\$315,000</b>	<b>\$287,500</b>	<b>\$287,500</b>	<b>\$237,500</b>	<b>\$1,442,000</b>
<b>WS90100095</b>	<b>91ST AVENUE WASTEWATER TREATMENT PLANT WORK ORDER AND ASSET MANAGEMENT SYSTEM</b>						
	Provide for consulting services to install and configure software products at the 91st Avenue Wastewater Treatment Plant for management reporting and integration between various systems.						
	Estimated full-year ongoing operating costs: \$160,000						
							<b>District: 7</b>
	Study	-	292,000	-	-	-	292,000
	Design	265,473	-	1,314,000	-	-	1,579,473
	<b>Project Total</b>	<b>\$265,473</b>	<b>\$292,000</b>	<b>\$1,314,000</b>	-	-	<b>\$1,871,473</b>
	Wastewater Revenues	146,435	161,067	724,802	-	-	1,032,304
	SROG - Other Cities Participation	119,038	130,933	589,198	-	-	839,169
	<b>Funding Total</b>	<b>\$265,473</b>	<b>\$292,000</b>	<b>\$1,314,000</b>	-	-	<b>\$1,871,473</b>
<b>WS90100097</b>	<b>SRP MOBILE SUBSTATION AND SPARE TRANSFORMERS</b>						
	Purchase mobile power station and spare transformers for 91st Avenue Wastewater Treatment Plant that can be mobilized during a failure at the main power substation.						
							<b>District: 7</b>
	Other	55,000	-	-	-	-	55,000
	Equipment	1,100,000	-	-	-	-	1,100,000
	<b>Project Total</b>	<b>\$1,155,000</b>	-	-	-	-	<b>\$1,155,000</b>
	Wastewater Revenues	637,098	-	-	-	-	637,098
	SROG - Other Cities Participation	517,902	-	-	-	-	517,902
	<b>Funding Total</b>	<b>\$1,155,000</b>	-	-	-	-	<b>\$1,155,000</b>
<b>WS90100098</b>	<b>91ST AVENUE WASTEWATER TREATMENT PLANT SOLAR DRYING BEDS IMPROVEMENTS AND EXPANSIONS</b>						
	Design and construct improvements to unlined sludge drying beds east of 83rd Avenue for solar drying operation to reduce transportation and disposal costs.						
							<b>District: 7</b>
	Other	62,000	40,000	-	-	-	102,000
	Design	500,000	-	-	-	-	500,000
	Construction	3,000,000	1,500,000	-	-	-	4,500,000
	<b>Project Total</b>	<b>\$3,562,000</b>	<b>\$1,540,000</b>	-	-	-	<b>\$5,102,000</b>
	Wastewater Revenues	1,964,799	849,464	-	-	-	2,814,263
	SROG - Other Cities Participation	1,597,201	690,536	-	-	-	2,287,737
	<b>Funding Total</b>	<b>\$3,562,000</b>	<b>\$1,540,000</b>	-	-	-	<b>\$5,102,000</b>

2014-2019 CAPITAL IMPROVEMENT PROGRAM

**Wastewater**

<b>Project No.</b>	<b>Project Title</b>	<b>2014-15</b>	<b>2015-16</b>	<b>2016-17</b>	<b>2017-18</b>	<b>2018-19</b>	<b>Total</b>
<b>WS90100099</b>	<b>91ST AVENUE WASTEWATER TREATMENT PLANT GROUNDWATER WELLS IMPROVEMENTS AND EXPANSION</b>						
							<b>Function: 91st Avenue WWTP</b>
	Design and construct improvements to the groundwater wells and pumps to lower groundwater levels to allow for dewatering of basins to perform maintenance at 91st Avenue Wastewater Treatment Plant.						<b>Strategic Plan: Infrastructure</b>
							<b>District: 7</b>
Other		67,500	57,500	-	-	-	125,000
Design		500,000	-	-	-	-	500,000
Construction		2,500,000	2,000,000	-	-	-	4,500,000
<b>Project Total</b>		<b>\$3,067,500</b>	<b>\$2,057,500</b>	<b>-</b>	<b>-</b>	<b>-</b>	<b>\$5,125,000</b>
Wastewater Revenues		1,692,033	1,134,917	-	-	-	2,826,950
SROG - Other Cities Participation		1,375,467	922,583	-	-	-	2,298,050
<b>Funding Total</b>		<b>\$3,067,500</b>	<b>\$2,057,500</b>	<b>-</b>	<b>-</b>	<b>-</b>	<b>\$5,125,000</b>
<b>WS90100100</b>	<b>91ST AVENUE WASTEWATER TREATMENT PLANT SUPPORT FACILITIES REHABILITATION</b>						
							<b>Function: 91st Avenue WWTP</b>
	Replace or rehabilitate assets and infrastructure not covered by the replacement fund at 91st Avenue Wastewater Treatment Plant.						<b>Strategic Plan: Infrastructure</b>
							<b>District: 7</b>
Other		17,375	17,375	17,375	17,375	17,375	86,875
Construction		500,000	500,000	500,000	500,000	500,000	2,500,000
<b>Project Total</b>		<b>\$517,375</b>	<b>\$517,375</b>	<b>\$517,375</b>	<b>\$517,375</b>	<b>\$517,375</b>	<b>\$2,586,875</b>
Wastewater Revenues		285,384	285,384	285,384	285,384	285,384	1,426,920
SROG - Other Cities Participation		231,991	231,991	231,991	231,991	231,991	1,159,955
<b>Funding Total</b>		<b>\$517,375</b>	<b>\$517,375</b>	<b>\$517,375</b>	<b>\$517,375</b>	<b>\$517,375</b>	<b>\$2,586,875</b>
<b>WS90100101</b>	<b>91ST AVENUE WASTEWATER TREATMENT PLANT PROCESS PIPING REHABILITATION</b>						
							<b>Function: 91st Avenue WWTP</b>
	Perform process piping condition assessment throughout facility to identify critical needs for rehabilitation or replacement.						<b>Strategic Plan: Infrastructure</b>
							<b>District: 7</b>
Study		600,000	-	-	-	-	600,000
Other		21,500	27,250	82,500	82,500	82,500	296,250
Design		-	600,000	-	-	-	600,000
Construction		-	-	3,800,000	3,800,000	3,800,000	11,400,000
<b>Project Total</b>		<b>\$621,500</b>	<b>\$627,250</b>	<b>\$3,882,500</b>	<b>\$3,882,500</b>	<b>\$3,882,500</b>	<b>\$12,896,250</b>
Wastewater Revenues		342,819	345,991	2,141,587	2,141,587	2,141,587	7,113,571
SROG - Other Cities Participation		278,681	281,259	1,740,913	1,740,913	1,740,913	5,782,679
<b>Funding Total</b>		<b>\$621,500</b>	<b>\$627,250</b>	<b>\$3,882,500</b>	<b>\$3,882,500</b>	<b>\$3,882,500</b>	<b>\$12,896,250</b>
<b>WS90100102</b>	<b>91ST AVENUE WASTEWATER TREATMENT PLANT NPDES PERMIT RENEWAL</b>						
							<b>Function: 91st Avenue WWTP</b>
	Provide engineering services to complete the National Pollutant Discharge Elimination System (NPDES) permit renewal required for the 91st Avenue Wastewater Treatment Plant.						<b>Strategic Plan: Sustainability</b>
							<b>District: 7</b>
Other		15,000	-	-	-	-	15,000
<b>Project Total</b>		<b>\$15,000</b>	<b>-</b>	<b>-</b>	<b>-</b>	<b>-</b>	<b>\$15,000</b>
Wastewater Revenues		8,274	-	-	-	-	8,274
SROG - Other Cities Participation		6,726	-	-	-	-	6,726
<b>Funding Total</b>		<b>\$15,000</b>	<b>-</b>	<b>-</b>	<b>-</b>	<b>-</b>	<b>\$15,000</b>





2014-2019 CAPITAL IMPROVEMENT PROGRAM

**Wastewater**

<i>Project No.</i>	<i>Project Title</i>	<i>2014-15</i>	<i>2015-16</i>	<i>2016-17</i>	<i>2017-18</i>	<i>2018-19</i>	<i>Total</i>
<b>WS90450008</b>	<b>WASTEWATER SUPPORT FACILITIES REPLACEMENT</b>						
							<b>Function: Buildings</b>
	Repair and replace assets and infrastructure at Wastewater support facilities.						<b>Strategic Plan: Infrastructure</b>
							<b>District: Citywide</b>
Other		15,000	15,000	15,000	15,000	30,000	90,000
Design		25,000	25,000	30,000	30,000	40,000	150,000
Construction		150,000	150,000	150,000	150,000	175,000	775,000
<b>Project Total</b>		<b>\$190,000</b>	<b>\$190,000</b>	<b>\$195,000</b>	<b>\$195,000</b>	<b>\$245,000</b>	<b>\$1,015,000</b>
Wastewater Revenues		190,000	190,000	195,000	195,000	245,000	1,015,000
<b>Funding Total</b>		<b>\$190,000</b>	<b>\$190,000</b>	<b>\$195,000</b>	<b>\$195,000</b>	<b>\$245,000</b>	<b>\$1,015,000</b>
<b>WS90400018</b>	<b>LIFT STATION EXPANSIONS</b>						
							<b>Function: Lift Stations</b>
	Construct lift station expansions.						<b>Strategic Plan: Infrastructure</b>
							<b>District: Citywide</b>
Other		-	-	-	-	20,000	20,000
Construction		-	-	-	-	2,000,000	2,000,000
<b>Project Total</b>		<b>-</b>	<b>-</b>	<b>-</b>	<b>-</b>	<b>\$2,020,000</b>	<b>\$2,020,000</b>
Wastewater Development Occupational Fee		-	-	-	-	2,020,000	2,020,000
<b>Funding Total</b>		<b>-</b>	<b>-</b>	<b>-</b>	<b>-</b>	<b>\$2,020,000</b>	<b>\$2,020,000</b>
<b>WS90400023</b>	<b>LIFT STATION REPLACEMENT</b>						
							<b>Function: Lift Stations</b>
	Repair and replace sewer lift stations.						<b>Strategic Plan: Infrastructure</b>
							<b>District: Citywide</b>
Other		158,000	100,000	110,000	125,000	125,000	618,000
Construction		1,985,000	1,970,000	1,975,000	2,075,000	2,075,000	10,080,000
<b>Project Total</b>		<b>\$2,143,000</b>	<b>\$2,070,000</b>	<b>\$2,085,000</b>	<b>\$2,200,000</b>	<b>\$2,200,000</b>	<b>\$10,698,000</b>
Wastewater Revenues		2,143,000	2,070,000	2,085,000	2,200,000	2,200,000	10,698,000
<b>Funding Total</b>		<b>\$2,143,000</b>	<b>\$2,070,000</b>	<b>\$2,085,000</b>	<b>\$2,200,000</b>	<b>\$2,200,000</b>	<b>\$10,698,000</b>
<b>WS90400028</b>	<b>LIFT STATION 43 EXPANSION</b>						
							<b>Function: Lift Stations</b>
	Design and construct additional capacity for the 75th Avenue and Southern lift station.						<b>Strategic Plan: Infrastructure</b>
							<b>District: 7</b>
Other		-	-	-	-	50,000	50,000
Design		-	-	-	-	250,000	250,000
<b>Project Total</b>		<b>-</b>	<b>-</b>	<b>-</b>	<b>-</b>	<b>\$300,000</b>	<b>\$300,000</b>
Impact Fee - Wastewater, Laveen West		-	-	-	-	300,000	300,000
<b>Funding Total</b>		<b>-</b>	<b>-</b>	<b>-</b>	<b>-</b>	<b>\$300,000</b>	<b>\$300,000</b>
<b>WS90400060</b>	<b>LIFT STATION 51 DRIVEWAY</b>						
							<b>Function: Lift Stations</b>
	Design and construct driveway for Lift Station 51.						<b>Strategic Plan: Infrastructure</b>
							<b>District: 2</b>
Other		24,400	-	-	-	-	24,400
Land Acquisition		6,583	-	-	-	-	6,583
Design		50,000	-	-	-	-	50,000
Construction		52,500	-	-	-	-	52,500
<b>Project Total</b>		<b>\$133,483</b>	<b>-</b>	<b>-</b>	<b>-</b>	<b>-</b>	<b>\$133,483</b>
Wastewater Revenues		133,483	-	-	-	-	133,483
<b>Funding Total</b>		<b>\$133,483</b>	<b>-</b>	<b>-</b>	<b>-</b>	<b>-</b>	<b>\$133,483</b>

2014-2019 CAPITAL IMPROVEMENT PROGRAM

**Wastewater**

<i>Project No.</i>	<i>Project Title</i>	<i>2014-15</i>	<i>2015-16</i>	<i>2016-17</i>	<i>2017-18</i>	<i>2018-19</i>	<i>Total</i>
<b>WS90400064</b>	<b>LIFT STATION 42 OPERATIONAL IMPROVEMENTS</b>						
							<b>Function: Lift Stations</b>
	Implement improvements to the electrical, control and mechanical systems at Lift Station 42 to improve efficiency and prolong asset life.						<b>Strategic Plan: Infrastructure</b>
							<b>District: 6</b>
Other		54,600	10,000	-	-	-	64,600
Design		323,000	-	-	-	-	323,000
Construction		1,300,000	-	-	-	-	1,300,000
<b>Project Total</b>		<b>\$1,677,600</b>	<b>\$10,000</b>	<b>-</b>	<b>-</b>	<b>-</b>	<b>\$1,687,600</b>
Wastewater Revenues		1,677,600	10,000	-	-	-	1,687,600
<b>Funding Total</b>		<b>\$1,677,600</b>	<b>\$10,000</b>	<b>-</b>	<b>-</b>	<b>-</b>	<b>\$1,687,600</b>
<b>WS90400065</b>	<b>LIFT STATION 41 ODOR CONTROL IMPROVEMENTS</b>						
							<b>Function: Lift Stations</b>
	Remove and replace existing wet chemical scrubber with a biofilter at Lift Station 41.						<b>Strategic Plan: Infrastructure</b>
							<b>District: 6</b>
Other		5,000	-	-	-	-	5,000
<b>Project Total</b>		<b>\$5,000</b>	<b>-</b>	<b>-</b>	<b>-</b>	<b>-</b>	<b>\$5,000</b>
Wastewater Revenues		5,000	-	-	-	-	5,000
<b>Funding Total</b>		<b>\$5,000</b>	<b>-</b>	<b>-</b>	<b>-</b>	<b>-</b>	<b>\$5,000</b>
<b>WS90400066</b>	<b>LIFT STATION 61 LAND ACQUISITION</b>						
							<b>Function: Lift Stations</b>
	Purchase land for Lift Station 61 located at the northeast corner of 107th Avenue and Broadway Road.						<b>Strategic Plan: Infrastructure</b>
							<b>District: 7</b>
Other		6,000	-	-	-	-	6,000
Land Acquisition		220,000	-	-	-	-	220,000
<b>Project Total</b>		<b>\$226,000</b>	<b>-</b>	<b>-</b>	<b>-</b>	<b>-</b>	<b>\$226,000</b>
Wastewater Revenues		226,000	-	-	-	-	226,000
<b>Funding Total</b>		<b>\$226,000</b>	<b>-</b>	<b>-</b>	<b>-</b>	<b>-</b>	<b>\$226,000</b>
<b>WS90400067</b>	<b>WEST ANTHEM LIFT STATION AND FORCE MAINS</b>						
							<b>Function: Lift Stations</b>
	Install a new three million gallons per day (MGD) lift station and force mains.						<b>Strategic Plan: Infrastructure</b>
							<b>District: 1</b>
Other		55,000	-	-	-	-	55,000
Land Acquisition		305,000	-	-	-	-	305,000
Design		670,000	670,000	-	-	-	1,340,000
Construction		-	6,700,000	-	-	-	6,700,000
<b>Project Total</b>		<b>\$1,030,000</b>	<b>\$7,370,000</b>	<b>-</b>	<b>-</b>	<b>-</b>	<b>\$8,400,000</b>
Wastewater Revenues		1,030,000	7,370,000	-	-	-	8,400,000
<b>Funding Total</b>		<b>\$1,030,000</b>	<b>\$7,370,000</b>	<b>-</b>	<b>-</b>	<b>-</b>	<b>\$8,400,000</b>
<b>WS90400068</b>	<b>FORCE MAIN CONDITION ASSESSMENT PILOT</b>						
							<b>Function: Lift Stations</b>
	Perform condition assessment of force mains in the wastewater collection system.						<b>Strategic Plan: Infrastructure</b>
							<b>District: Citywide</b>
Study		750,000	-	-	-	-	750,000
Other		45,900	-	-	-	-	45,900
<b>Project Total</b>		<b>\$795,900</b>	<b>-</b>	<b>-</b>	<b>-</b>	<b>-</b>	<b>\$795,900</b>
Wastewater Revenues		795,900	-	-	-	-	795,900
<b>Funding Total</b>		<b>\$795,900</b>	<b>-</b>	<b>-</b>	<b>-</b>	<b>-</b>	<b>\$795,900</b>

2014-2019 CAPITAL IMPROVEMENT PROGRAM

**Wastewater**

<b>Project No.</b>	<b>Project Title</b>	<b>2014-15</b>	<b>2015-16</b>	<b>2016-17</b>	<b>2017-18</b>	<b>2018-19</b>	<b>Total</b>
<b>WS90400069</b>	<b>LIFT STATION 41 REMOTE TERMINAL UNIT REPLACEMENT</b>						
							<b>Function: Lift Stations</b>
	Replace the existing controller with more reliable hardware for the remote wastewater collection lift station.						<b>Strategic Plan: Infrastructure</b>
							<b>District: 6</b>
Other		5,000	-	-	-	-	5,000
Design		50,000	-	-	-	-	50,000
Construction		300,000	-	-	-	-	300,000
<b>Project Total</b>		<b>\$355,000</b>	<b>-</b>	<b>-</b>	<b>-</b>	<b>-</b>	<b>\$355,000</b>
Wastewater Revenues		355,000	-	-	-	-	355,000
<b>Funding Total</b>		<b>\$355,000</b>	<b>-</b>	<b>-</b>	<b>-</b>	<b>-</b>	<b>\$355,000</b>
<b>WS90400070</b>	<b>LIFT STATION 43 ELECTRICAL STUDY AND UPGRADES</b>						
							<b>Function: Lift Stations</b>
	Evaluate the current electrical configuration and determine the best replacement method.						<b>Strategic Plan: Infrastructure</b>
							<b>District: 7</b>
Study		80,000	-	-	-	-	80,000
Other		8,123	-	-	-	-	8,123
Design		85,000	-	-	-	-	85,000
Construction		616,500	-	-	-	-	616,500
<b>Project Total</b>		<b>\$789,623</b>	<b>-</b>	<b>-</b>	<b>-</b>	<b>-</b>	<b>\$789,623</b>
Wastewater Revenues		789,623	-	-	-	-	789,623
<b>Funding Total</b>		<b>\$789,623</b>	<b>-</b>	<b>-</b>	<b>-</b>	<b>-</b>	<b>\$789,623</b>
<b>WS90400071</b>	<b>REDUNDANT FORCE MAIN FOR LIFT STATION 50</b>						
							<b>Function: Lift Stations</b>
	Design and construct a second force main of approximately 1,600 feet of 8-inch diameter force main parallel to the existing single 8-inch force main.						<b>Strategic Plan: Infrastructure</b>
							<b>District: 1</b>
Other		20,000	-	-	-	-	20,000
Design		50,000	-	-	-	-	50,000
Construction		400,000	-	-	-	-	400,000
<b>Project Total</b>		<b>\$470,000</b>	<b>-</b>	<b>-</b>	<b>-</b>	<b>-</b>	<b>\$470,000</b>
Wastewater Revenues		470,000	-	-	-	-	470,000
<b>Funding Total</b>		<b>\$470,000</b>	<b>-</b>	<b>-</b>	<b>-</b>	<b>-</b>	<b>\$470,000</b>
<b>WS90160072</b>	<b>99TH AVENUE INTERCEPTOR</b>						
							<b>Function: Multi-City Sewer Lines</b>
	Implement improvements to the 99th Avenue interceptor.						<b>Strategic Plan: Infrastructure</b>
							<b>District: 5 &amp; 7</b>
Other		108,500	20,000	-	-	-	128,500
Design		1,245,000	-	-	-	-	1,245,000
Construction		1,843,000	-	-	-	-	1,843,000
<b>Project Total</b>		<b>\$3,196,500</b>	<b>\$20,000</b>	<b>-</b>	<b>-</b>	<b>-</b>	<b>\$3,216,500</b>
Wastewater Revenues		278,096	1,740	-	-	-	279,836
SROG - Other Cities Participation		2,918,404	18,260	-	-	-	2,936,664
<b>Funding Total</b>		<b>\$3,196,500</b>	<b>\$20,000</b>	<b>-</b>	<b>-</b>	<b>-</b>	<b>\$3,216,500</b>

2014-2019 CAPITAL IMPROVEMENT PROGRAM

**Wastewater**

<i>Project No.</i>	<i>Project Title</i>	<i>2014-15</i>	<i>2015-16</i>	<i>2016-17</i>	<i>2017-18</i>	<i>2018-19</i>	<i>Total</i>
<b>WS90160083</b>	<b>SROG INTERCEPTOR CAPACITY EVALUATION- PHOENIX STUDY</b>						
							<b>Function: Multi-City Sewer Lines</b>
Review and update tributary sewage collection basin hydrographs by managing dry and wet weather flows discharged into the SROG and 99th Avenue interceptors.							<b>Strategic Plan: Infrastructure</b>
							<b>District: 7</b>
Study		482,000	-	-	-	-	482,000
Other		108,000	-	-	-	-	108,000
<b>Project Total</b>		<b>\$590,000</b>	<b>-</b>	<b>-</b>	<b>-</b>	<b>-</b>	<b>\$590,000</b>
Wastewater Revenues		590,000	-	-	-	-	590,000
<b>Funding Total</b>		<b>\$590,000</b>	<b>-</b>	<b>-</b>	<b>-</b>	<b>-</b>	<b>\$590,000</b>
<b>WS90160084</b>	<b>SROG INTERCEPTOR CAPACITY IMPROVEMENTS</b>						
							<b>Function: Multi-City Sewer Lines</b>
Design and construct the SROG Interceptor Capacity to monitor and control local response to dry and wet weather hydrographs.							<b>Strategic Plan: Infrastructure</b>
							<b>District: 7</b>
Other		150,000	225,000	150,000	-	-	525,000
Design		7,400,000	7,000,000	-	-	-	14,400,000
Construction		-	63,710,000	-	-	-	63,710,000
<b>Project Total</b>		<b>\$7,550,000</b>	<b>\$70,935,000</b>	<b>\$150,000</b>	<b>-</b>	<b>-</b>	<b>\$78,635,000</b>
Wastewater Revenues		4,907,500	46,107,750	97,500	-	-	51,112,750
SROG - Other Cities Participation		2,642,500	24,827,250	52,500	-	-	27,522,250
<b>Funding Total</b>		<b>\$7,550,000</b>	<b>\$70,935,000</b>	<b>\$150,000</b>	<b>-</b>	<b>-</b>	<b>\$78,635,000</b>
<b>WS90160086</b>	<b>SALT RIVER OUTFALL SANITARY SEWER ASSESSMENT</b>						
							<b>Function: Multi-City Sewer Lines</b>
Rehab approximately 16.5 miles of the Salt River Outfall and approximately 4.5 miles of polyvinyl chloride lined pipe segments and inspect manholes.							<b>Strategic Plan: Infrastructure</b>
							<b>District: 7 &amp; 8</b>
Study		25,000	-	-	-	-	25,000
Other		82,000	75,000	20,000	-	-	177,000
Design		500,000	500,000	-	-	-	1,000,000
Construction		-	2,000,000	-	-	-	2,000,000
<b>Project Total</b>		<b>\$607,000</b>	<b>\$2,575,000</b>	<b>\$20,000</b>	<b>-</b>	<b>-</b>	<b>\$3,202,000</b>
Wastewater Revenues		280,738	1,190,938	9,250	-	-	1,480,926
SROG - Other Cities Participation		326,262	1,384,062	10,750	-	-	1,721,074
<b>Funding Total</b>		<b>\$607,000</b>	<b>\$2,575,000</b>	<b>\$20,000</b>	<b>-</b>	<b>-</b>	<b>\$3,202,000</b>
<b>WS90160087</b>	<b>SOUTHERN AVENUE INTERCEPTOR CONDITION ASSESSMENT</b>						
							<b>Function: Multi-City Sewer Lines</b>
Rehab the Southern Avenue Interceptor and the 51st Avenue Prestressed Concrete Cylinder Pipe siphon, including all manholes and structures on the interceptor.							<b>Strategic Plan: Infrastructure</b>
							<b>District: 7 &amp; 8</b>
Other		-	-	-	30,000	25,000	55,000
Design		-	-	-	250,000	-	250,000
<b>Project Total</b>		<b>-</b>	<b>-</b>	<b>-</b>	<b>\$280,000</b>	<b>\$25,000</b>	<b>\$305,000</b>
Wastewater Revenues		-	-	-	100,100	8,938	109,038
SROG - Other Cities Participation		-	-	-	179,900	16,062	195,962
<b>Funding Total</b>		<b>-</b>	<b>-</b>	<b>-</b>	<b>\$280,000</b>	<b>\$25,000</b>	<b>\$305,000</b>

2014-2019 CAPITAL IMPROVEMENT PROGRAM

**Wastewater**

<i>Project No.</i>	<i>Project Title</i>	<i>2014-15</i>	<i>2015-16</i>	<i>2016-17</i>	<i>2017-18</i>	<i>2018-19</i>	<i>Total</i>
<b>WS90160090</b>	<b>SALT RIVER OUTFALL SOUTHERN AVENUE INTERCEPTOR ODOR CONTROL IMPLEMENTATION</b>						
							<b>Function: Multi-City Sewer Lines</b>
	Design and construct various odor control facilities including acquisition of land and easements, construction administration and inspection and warranty phase services.						<b>Strategic Plan: Infrastructure</b>
							<b>District: 6, 7 &amp; 8</b>
Other		95,000	150,000	200,000	150,000	-	595,000
Land Acquisition		1,000,000	-	-	-	-	1,000,000
Design		3,500,000	-	3,500,000	-	-	7,000,000
Construction		-	-	35,000,000	-	-	35,000,000
<b>Project Total</b>		<b>\$4,595,000</b>	<b>\$150,000</b>	<b>\$38,700,000</b>	<b>\$150,000</b>	<b>-</b>	<b>\$43,595,000</b>
Wastewater Revenues		2,125,188	69,375	17,898,750	69,375	-	20,162,688
SROG - Other Cities Participation		2,469,812	80,625	20,801,250	80,625	-	23,432,312
<b>Funding Total</b>		<b>\$4,595,000</b>	<b>\$150,000</b>	<b>\$38,700,000</b>	<b>\$150,000</b>	<b>-</b>	<b>\$43,595,000</b>
<b>WS90160091</b>	<b>SOUTHERN AVENUE INTERCEPTOR REHABILITATION</b>						
							<b>Function: Multi-City Sewer Lines</b>
	Rehabilitate the Southern Avenue Interceptor as identified in the condition assessment report completed in May 2013 to ensure undisrupted operation of the sewer system.						<b>Strategic Plan: Infrastructure</b>
							<b>District: 7 &amp; 8</b>
Other		87,000	50,000	-	-	-	137,000
Design		500,000	-	-	-	-	500,000
Construction		5,000,000	-	-	-	-	5,000,000
<b>Project Total</b>		<b>\$5,587,000</b>	<b>\$50,000</b>	<b>-</b>	<b>-</b>	<b>-</b>	<b>\$5,637,000</b>
Wastewater Revenues		1,611,850	14,425	-	-	-	1,626,275
SROG - Other Cities Participation		3,975,150	35,575	-	-	-	4,010,725
<b>Funding Total</b>		<b>\$5,587,000</b>	<b>\$50,000</b>	<b>-</b>	<b>-</b>	<b>-</b>	<b>\$5,637,000</b>
<b>WS90500012</b>	<b>SEWER MANHOLE AND STRUCTURE REPLACEMENT</b>						
							<b>Function: Phoenix Sewers</b>
	Replace deteriorated sewer mains and manholes.						<b>Strategic Plan: Infrastructure</b>
							<b>District: Citywide</b>
Other		786,000	825,000	825,000	825,000	825,000	4,086,000
Construction		600,000	1,300,000	1,300,000	1,360,000	1,360,000	5,920,000
<b>Project Total</b>		<b>\$1,386,000</b>	<b>\$2,125,000</b>	<b>\$2,125,000</b>	<b>\$2,185,000</b>	<b>\$2,185,000</b>	<b>\$10,006,000</b>
Wastewater System Replacement - Lines		300,000	300,000	300,000	300,000	300,000	1,500,000
Wastewater Revenues		1,086,000	1,825,000	1,825,000	1,885,000	1,885,000	8,506,000
<b>Funding Total</b>		<b>\$1,386,000</b>	<b>\$2,125,000</b>	<b>\$2,125,000</b>	<b>\$2,185,000</b>	<b>\$2,185,000</b>	<b>\$10,006,000</b>
<b>WS90500013</b>	<b>SEWER SERVICE CONNECTIONS</b>						
							<b>Function: Phoenix Sewers</b>
	Install new sewer connections.						<b>Strategic Plan: Infrastructure</b>
							<b>District: Citywide</b>
Other		270,000	270,000	270,000	270,000	270,000	1,350,000
<b>Project Total</b>		<b>\$270,000</b>	<b>\$270,000</b>	<b>\$270,000</b>	<b>\$270,000</b>	<b>\$270,000</b>	<b>\$1,350,000</b>
Wastewater Revenues		270,000	270,000	270,000	270,000	270,000	1,350,000
<b>Funding Total</b>		<b>\$270,000</b>	<b>\$270,000</b>	<b>\$270,000</b>	<b>\$270,000</b>	<b>\$270,000</b>	<b>\$1,350,000</b>







2014-2019 CAPITAL IMPROVEMENT PROGRAM

**Wastewater**

<b>Project No.</b>	<b>Project Title</b>	<b>2014-15</b>	<b>2015-16</b>	<b>2016-17</b>	<b>2017-18</b>	<b>2018-19</b>	<b>Total</b>
<b>WS90500256</b>	<b>RELIEF SEWER PROJECT 2-NORTHWEST PHOENIX</b>						
	Design and install 850 linear feet of 18-inch diameter sewer line along 19th Avenue at Peoria Avenue south of North Lane.						
							<b>Function: Phoenix Sewers</b>
							<b>Strategic Plan: Infrastructure</b>
							<b>District: 1 &amp; 3</b>
	Other	30,000	290,000	10,000	-	-	330,000
	Design	-	60,000	-	-	-	60,000
	Construction	-	900,000	-	-	-	900,000
	<b>Project Total</b>	<b>\$30,000</b>	<b>\$1,250,000</b>	<b>\$10,000</b>	<b>-</b>	<b>-</b>	<b>\$1,290,000</b>
	Wastewater Revenues	30,000	1,250,000	10,000	-	-	1,290,000
	<b>Funding Total</b>	<b>\$30,000</b>	<b>\$1,250,000</b>	<b>\$10,000</b>	<b>-</b>	<b>-</b>	<b>\$1,290,000</b>
<b>WS90500257</b>	<b>RELIEF SEWER PROJECT 3-NORTHWEST PHOENIX</b>						
	Design and install 3,950 linear feet of 15-inch diameter sewer line along Northern Avenue from 29th Avenue to 31st Avenue.						
							<b>Function: Phoenix Sewers</b>
							<b>Strategic Plan: Infrastructure</b>
							<b>District: 5</b>
	Other	42,000	350,000	10,000	-	-	402,000
	Design	-	40,000	-	-	-	40,000
	Construction	-	1,000,000	-	-	-	1,000,000
	<b>Project Total</b>	<b>\$42,000</b>	<b>\$1,390,000</b>	<b>\$10,000</b>	<b>-</b>	<b>-</b>	<b>\$1,442,000</b>
	Wastewater Development Occupational Fee	42,000	1,390,000	10,000	-	-	1,442,000
	<b>Funding Total</b>	<b>\$42,000</b>	<b>\$1,390,000</b>	<b>\$10,000</b>	<b>-</b>	<b>-</b>	<b>\$1,442,000</b>
<b>WS90500260</b>	<b>RELIEF SEWER IMPROVEMENTS - NORTH PHOENIX</b>						
	Complete construction of sanitary sewer improvements east of 7th Avenue to north of Dunlap Avenue; Townley Avenue between 7th Street to 2nd Way and 2nd Way between Townley Avenue to Dunlap Avenue.						
							<b>Function: Phoenix Sewers</b>
							<b>Strategic Plan: Infrastructure</b>
							<b>District: 3 &amp; 5</b>
	Other	50,000	160,000	5,000	-	-	215,000
	Design	-	30,000	-	-	-	30,000
	Construction	-	300,000	-	-	-	300,000
	<b>Project Total</b>	<b>\$50,000</b>	<b>\$490,000</b>	<b>\$5,000</b>	<b>-</b>	<b>-</b>	<b>\$545,000</b>
	Wastewater Development Occupational Fee	50,000	490,000	5,000	-	-	545,000
	<b>Funding Total</b>	<b>\$50,000</b>	<b>\$490,000</b>	<b>\$5,000</b>	<b>-</b>	<b>-</b>	<b>\$545,000</b>
<b>WS90500261</b>	<b>RELIEF SEWERS PROJECT</b>						
	Install approximately 502 linear feet of 24-inch diameter sanitary sewer line along Cave Creek Road south of Tatum Boulevard and north of Peak View Road.						
							<b>Function: Phoenix Sewers</b>
							<b>Strategic Plan: Infrastructure</b>
							<b>District: 2</b>
	Other	-	460,000	15,000	-	-	475,000
	Design	-	100,000	-	-	-	100,000
	Construction	-	1,250,000	-	-	-	1,250,000
	<b>Project Total</b>	<b>-</b>	<b>\$1,810,000</b>	<b>\$15,000</b>	<b>-</b>	<b>-</b>	<b>\$1,825,000</b>
	Wastewater Revenues	-	1,810,000	15,000	-	-	1,825,000
	<b>Funding Total</b>	<b>-</b>	<b>\$1,810,000</b>	<b>\$15,000</b>	<b>-</b>	<b>-</b>	<b>\$1,825,000</b>

2014-2019 CAPITAL IMPROVEMENT PROGRAM

**Wastewater**

<b>Project No.</b>	<b>Project Title</b>	<b>2014-15</b>	<b>2015-16</b>	<b>2016-17</b>	<b>2017-18</b>	<b>2018-19</b>	<b>Total</b>
<b>WS90500265</b>	<b>39TH AVENUE INTERCEPTOR ODOR CONTROL</b>						
	Acquire land, design and construct the 39th Avenue sanitary sewer interceptor and various odor control facilities. Interceptor stretches 19 miles from Pinnacle Peak Road to Lower Buckeye Road.						
							<b>District: 1, 4, 5 &amp; 7</b>
	Other	150,000	150,000	100,000	-	-	400,000
	Land Acquisition	500,000	-	-	-	-	500,000
	Design	700,000	700,000	-	-	-	1,400,000
	Construction	-	7,000,000	-	-	-	7,000,000
	<b>Project Total</b>	<b>\$1,350,000</b>	<b>\$7,850,000</b>	<b>\$100,000</b>	-	-	<b>\$9,300,000</b>
	Wastewater Revenues	1,350,000	7,850,000	100,000	-	-	9,300,000
	<b>Funding Total</b>	<b>\$1,350,000</b>	<b>\$7,850,000</b>	<b>\$100,000</b>	-	-	<b>\$9,300,000</b>
<b>WS90500266</b>	<b>LIFT STATION 51 SEWER BYPASS REALIGNMENT</b>						
	Construct a short realignment of existing sanitary sewer south of Lift Station 51 to resolve flow issues related to discharges from the SUMCO plant into the city's sewer.						
							<b>District: 2</b>
	Other	22,000	-	-	-	-	22,000
	Design	27,000	-	-	-	-	27,000
	Construction	190,000	-	-	-	-	190,000
	<b>Project Total</b>	<b>\$239,000</b>	-	-	-	-	<b>\$239,000</b>
	Wastewater Revenues	239,000	-	-	-	-	239,000
	<b>Funding Total</b>	<b>\$239,000</b>	-	-	-	-	<b>\$239,000</b>
<b>WS90500267</b>	<b>48TH STREET AND CACTUS ROAD 36" SEWER REPAIR</b>						
	Complete emergency repairs, replacement and rehabilitation of a 36-inch sanitary sewer from Walmart parking lot south of Cactus Road to Stone Creek Golf Course at Cholla Street and Tatum Boulevard.						
							<b>District: 2</b>
	Other	97,000	-	-	-	-	97,000
	Design	11,000	-	-	-	-	11,000
	<b>Project Total</b>	<b>\$108,000</b>	-	-	-	-	<b>\$108,000</b>
	Wastewater Revenues	108,000	-	-	-	-	108,000
	<b>Funding Total</b>	<b>\$108,000</b>	-	-	-	-	<b>\$108,000</b>
<b>WS90500268</b>	<b>WESTERN CANAL SEWER MAIN EXTENSION</b>						
	Complete 575 linear feet of sewer main extension from 20th Street and the Western Canal east towards Manhole #407 in the 19th Street alignment.						
							<b>District: 8</b>
	Other	2,500	-	-	-	-	2,500
	Design	20,000	-	-	-	-	20,000
	<b>Project Total</b>	<b>\$22,500</b>	-	-	-	-	<b>\$22,500</b>
	Wastewater Revenues	22,500	-	-	-	-	22,500
	<b>Funding Total</b>	<b>\$22,500</b>	-	-	-	-	<b>\$22,500</b>

2014-2019 CAPITAL IMPROVEMENT PROGRAM

**Wastewater**

<b>Project No.</b>	<b>Project Title</b>	<b>2014-15</b>	<b>2015-16</b>	<b>2016-17</b>	<b>2017-18</b>	<b>2018-19</b>	<b>Total</b>
<b>WS90500269</b>	<b>BROADWAY ROAD SEWER IMPROVEMENT DISTRICT</b>						
	Construct 4,100 linear feet of 8-inch sewer main in 14 locations, parallel with the existing 42-inch Broadway Road Interceptor to serve existing properties that are currently on septic systems.						
							<b>District: 7</b>
	Other	187,866	-	-	-	-	187,866
	Construction	638,000	-	-	-	-	638,000
	<b>Project Total</b>	<b>\$825,866</b>	<b>-</b>	<b>-</b>	<b>-</b>	<b>-</b>	<b>\$825,866</b>
	Wastewater Revenues	825,866	-	-	-	-	825,866
	<b>Funding Total</b>	<b>\$825,866</b>	<b>-</b>	<b>-</b>	<b>-</b>	<b>-</b>	<b>\$825,866</b>
<b>WS90500270</b>	<b>GENERAL ENGINEERING SMALL PROJECT SUPPORT</b>						
	Provide professional engineering support services for unplanned issues and small projects that arise throughout the year.						
							<b>District: Citywide</b>
	Other	7,000	30,000	30,000	30,000	30,000	127,000
	Design	270,000	270,000	270,000	270,000	270,000	1,350,000
	<b>Project Total</b>	<b>\$277,000</b>	<b>\$300,000</b>	<b>\$300,000</b>	<b>\$300,000</b>	<b>\$300,000</b>	<b>\$1,477,000</b>
	Wastewater Revenues	277,000	300,000	300,000	300,000	300,000	1,477,000
	<b>Funding Total</b>	<b>\$277,000</b>	<b>\$300,000</b>	<b>\$300,000</b>	<b>\$300,000</b>	<b>\$300,000</b>	<b>\$1,477,000</b>
<b>WS90500271</b>	<b>CURED-IN-PLACE PIPE (CIPP)-LINED CONCRETE SEWER CONDITION ASSESSMENT</b>						
	Perform condition assessment of Cured-In-Place Pipe (CIPP)-lined concrete sanitary interceptor sewers. CIPP-lined concrete sewer group is approximately 19 miles in length and ranges from 24" to 90" in diameter.						
							<b>District: 4, 7 &amp; 8</b>
	Other	30,000	100,000	30,000	-	-	160,000
	Design	300,000	300,000	-	-	-	600,000
	Construction	-	2,500,000	-	-	-	2,500,000
	<b>Project Total</b>	<b>\$330,000</b>	<b>\$2,900,000</b>	<b>\$30,000</b>	<b>-</b>	<b>-</b>	<b>\$3,260,000</b>
	Wastewater Revenues	330,000	2,900,000	30,000	-	-	3,260,000
	<b>Funding Total</b>	<b>\$330,000</b>	<b>\$2,900,000</b>	<b>\$30,000</b>	<b>-</b>	<b>-</b>	<b>\$3,260,000</b>
<b>WS90500272</b>	<b>PVC-LINED CONCRETE SEWER CONDITION ASSESSMENT</b>						
	Perform condition assessment of PVC-lined concrete sanitary sewer interceptors citywide.						
							<b>District: Citywide</b>
	Study	1,200,000	-	-	-	-	1,200,000
	Other	30,000	65,000	140,000	100,000	40,000	375,000
	Design	-	2,100,000	2,100,000	-	-	4,200,000
	Construction	-	-	21,000,000	-	-	21,000,000
	<b>Project Total</b>	<b>\$1,230,000</b>	<b>\$2,165,000</b>	<b>\$23,240,000</b>	<b>\$100,000</b>	<b>\$40,000</b>	<b>\$26,775,000</b>
	Wastewater Revenues	1,230,000	2,165,000	23,240,000	100,000	40,000	26,775,000
	<b>Funding Total</b>	<b>\$1,230,000</b>	<b>\$2,165,000</b>	<b>\$23,240,000</b>	<b>\$100,000</b>	<b>\$40,000</b>	<b>\$26,775,000</b>



2014-2019 CAPITAL IMPROVEMENT PROGRAM

**Wastewater**

<i>Project No.</i>	<i>Project Title</i>	<i>2014-15</i>	<i>2015-16</i>	<i>2016-17</i>	<i>2017-18</i>	<i>2018-19</i>	<i>Total</i>
<b>WS90500279</b>	<b>15-INCH GRAVITY SEWER ALONG 64TH STREET FROM DEER VALLEY DRIVE TO WILLIAMS DRIVE</b>						
							<b>Function: Phoenix Sewers</b>
	Design and construct a 15-inch gravity sewer along 64th Street from Deer Valley Drive to Williams Drive.						<b>Strategic Plan: Infrastructure</b>
							<b>District: 2</b>
Other		-	-	-	6,000	5,000	11,000
Design		-	-	-	47,000	47,000	94,000
Construction		-	-	-	-	470,000	470,000
<b>Project Total</b>		<b>-</b>	<b>-</b>	<b>-</b>	<b>\$53,000</b>	<b>\$522,000</b>	<b>\$575,000</b>
Wastewater Revenues		-	-	-	53,000	522,000	575,000
<b>Funding Total</b>		<b>-</b>	<b>-</b>	<b>-</b>	<b>\$53,000</b>	<b>\$522,000</b>	<b>\$575,000</b>
<b>WS90500280</b>	<b>24-INCH GRAVITY SEWER ALONG PINNACLE PEAK ROAD FROM CAVE CREEK ROAD TO 36TH STREET ALIGNMENT</b>						
							<b>Function: Phoenix Sewers</b>
	Design a 24-inch gravity sewer along Pinnacle Peak Road from Cave Creek Road to 36th Street alignment.						<b>Strategic Plan: Infrastructure</b>
							<b>District: 2</b>
Other		-	-	-	-	2,000	2,000
Design		-	-	-	-	170,000	170,000
<b>Project Total</b>		<b>-</b>	<b>-</b>	<b>-</b>	<b>-</b>	<b>\$172,000</b>	<b>\$172,000</b>
Impact Fee - Wastewater, Desert View		-	-	-	-	172,000	172,000
<b>Funding Total</b>		<b>-</b>	<b>-</b>	<b>-</b>	<b>-</b>	<b>\$172,000</b>	<b>\$172,000</b>
<b>WS90500281</b>	<b>18-INCH GRAVITY SEWER ALONG PINNACLE PEAK ROAD FROM 26TH STREET ALIGNMENT TO TATUM BOULEVARD</b>						
							<b>Function: Phoenix Sewers</b>
	Design an 18-inch gravity sewer along Pinnacle Peak Road from 36th Street alignment to Tatum Boulevard.						<b>Strategic Plan: Infrastructure</b>
							<b>District: 2</b>
Other		-	-	-	-	3,000	3,000
Design		-	-	-	-	243,000	243,000
<b>Project Total</b>		<b>-</b>	<b>-</b>	<b>-</b>	<b>-</b>	<b>\$246,000</b>	<b>\$246,000</b>
Impact Fee - Wastewater, Desert View		-	-	-	-	246,000	246,000
<b>Funding Total</b>		<b>-</b>	<b>-</b>	<b>-</b>	<b>-</b>	<b>\$246,000</b>	<b>\$246,000</b>
<b>WS90140006</b>	<b>TRES RIOS FLOOD CONTROL AND ECOSYSTEM RESTORATION</b>						
							<b>Function: Tres Rios</b>
	Complete the Tres Rios/Flood Control ecosystem.						<b>Strategic Plan: Sustainability</b>
							<b>District: 7</b>
Other		305,000	-	-	-	-	305,000
Design		1,330,800	-	-	-	-	1,330,800
<b>Project Total</b>		<b>\$1,635,800</b>	<b>-</b>	<b>-</b>	<b>-</b>	<b>-</b>	<b>\$1,635,800</b>
Wastewater Revenues		886,604	-	-	-	-	886,604
SROG - Other Cities Participation		749,196	-	-	-	-	749,196
<b>Funding Total</b>		<b>\$1,635,800</b>	<b>-</b>	<b>-</b>	<b>-</b>	<b>-</b>	<b>\$1,635,800</b>

2014-2019 CAPITAL IMPROVEMENT PROGRAM

**Wastewater**

<b>Project No.</b>	<b>Project Title</b>	<b>2014-15</b>	<b>2015-16</b>	<b>2016-17</b>	<b>2017-18</b>	<b>2018-19</b>	<b>Total</b>
<b>WS90700032 PROCESS CONTROL OPTIMIZATION</b>		<b>Function: Wastewater System Studies</b>					
Provide for consultant services to study process control optimization for the collection system.		<b>Strategic Plan: Infrastructure</b>					
		<b>District: Citywide</b>					
Study		-	85,000	-	-	-	85,000
Other		57,000	125,000	25,000	125,000	125,000	457,000
Design		85,000	115,000	-	800,000	-	1,000,000
Construction		296,000	600,000	-	-	-	896,000
<b>Project Total</b>		<b>\$438,000</b>	<b>\$925,000</b>	<b>\$25,000</b>	<b>\$925,000</b>	<b>\$125,000</b>	<b>\$2,438,000</b>
Wastewater Revenues		438,000	925,000	25,000	925,000	125,000	2,438,000
<b>Funding Total</b>		<b>\$438,000</b>	<b>\$925,000</b>	<b>\$25,000</b>	<b>\$925,000</b>	<b>\$125,000</b>	<b>\$2,438,000</b>
<b>BISAN20070 DEBT ISSUANCE COSTS - WASTEWATER BONDS</b>		<b>Function: Debt</b>					
Debt issuance costs for wastewater bonds.		<b>Strategic Plan: Financial Excellence</b>					
		<b>District: Citywide</b>					
Other		500,000	-	-	-	-	500,000
<b>Project Total</b>		<b>\$500,000</b>	<b>-</b>	<b>-</b>	<b>-</b>	<b>-</b>	<b>\$500,000</b>
Nonprofit Corporation Bonds - Wastewater		500,000	-	-	-	-	500,000
<b>Funding Total</b>		<b>\$500,000</b>	<b>-</b>	<b>-</b>	<b>-</b>	<b>-</b>	<b>\$500,000</b>
<b>AR84900006 BOLA TIE INSTALLATION PERCENT FOR ART</b>		<b>Function: Percent for Art</b>					
Design and print a tour guide booklet featuring the bola tie and downtown Phoenix artwork.		<b>Strategic Plan: Neighborhoods and Livability</b>					
		<b>District: 8</b>					
Other		-	9,217	-	-	-	9,217
<b>Project Total</b>		<b>-</b>	<b>\$9,217</b>	<b>-</b>	<b>-</b>	<b>-</b>	<b>\$9,217</b>
Nonprofit Corporation Bonds - Wastewater		-	9,217	-	-	-	9,217
<b>Funding Total</b>		<b>-</b>	<b>\$9,217</b>	<b>-</b>	<b>-</b>	<b>-</b>	<b>\$9,217</b>
<b>AR84900008 AVENIDA RIO SALADO-BROADWAY ROAD STREETScape PERCENT FOR ART</b>		<b>Function: Percent for Art</b>					
Construct future streetscape enhancements in conjunction with road and sewer improvements.		<b>Strategic Plan: Neighborhoods and Livability</b>					
		<b>District: 7 &amp; 8</b>					
Construction		642,696	-	-	-	46,000	688,696
<b>Project Total</b>		<b>\$642,696</b>	<b>-</b>	<b>-</b>	<b>-</b>	<b>\$46,000</b>	<b>\$688,696</b>
Nonprofit Corporation Bonds - Wastewater		551,696	-	-	-	-	551,696
Arizona Highway User Revenues		91,000	-	-	-	-	91,000
2006 Street Improvement and Storm Sewer Bonds		-	-	-	-	46,000	46,000
<b>Funding Total</b>		<b>\$642,696</b>	<b>-</b>	<b>-</b>	<b>-</b>	<b>\$46,000</b>	<b>\$688,696</b>
<b>AR84900010 TRES RIOS WETLANDS PERCENT FOR ART</b>		<b>Function: Percent for Art</b>					
Develop environmental art elements at Tres Rios Wetlands.		<b>Strategic Plan: Neighborhoods and Livability</b>					
		<b>District: 7</b>					
Construction		72,739	-	-	-	-	72,739
<b>Project Total</b>		<b>\$72,739</b>	<b>-</b>	<b>-</b>	<b>-</b>	<b>-</b>	<b>\$72,739</b>
Nonprofit Corporation Bonds - Wastewater		72,739	-	-	-	-	72,739
<b>Funding Total</b>		<b>\$72,739</b>	<b>-</b>	<b>-</b>	<b>-</b>	<b>-</b>	<b>\$72,739</b>

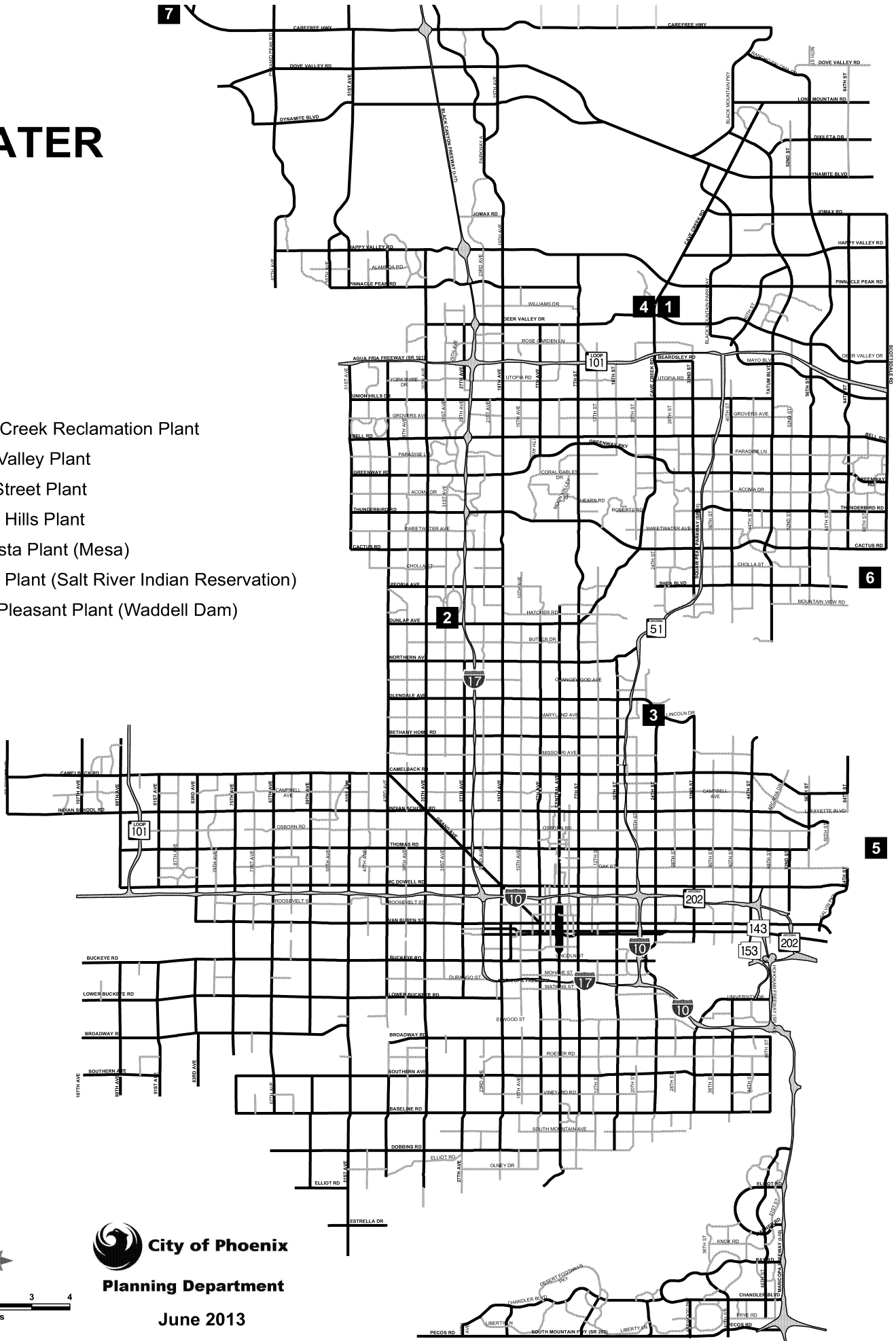
2014-2019 CAPITAL IMPROVEMENT PROGRAM

**Wastewater**

<i>Project No.</i>	<i>Project Title</i>	<i>2014-15</i>	<i>2015-16</i>	<i>2016-17</i>	<i>2017-18</i>	<i>2018-19</i>	<i>Total</i>
<b>AR84900011</b>	<b>LIFT STATION PERCENT FOR ART</b>						
Fabricate art enhancements at several new lift stations.							
						<b>Function: Percent for Art</b>	
						<b>Strategic Plan: Neighborhoods and Livability</b>	
						<b>District: Citywide</b>	
Construction		10,220	122,908	-	-	-	133,128
<b>Project Total</b>		<b>\$10,220</b>	<b>\$122,908</b>	-	-	-	<b>\$133,128</b>
Nonprofit Corporation Bonds - Wastewater		10,220	122,908	-	-	-	133,128
<b>Funding Total</b>		<b>\$10,220</b>	<b>\$122,908</b>	-	-	-	<b>\$133,128</b>
<b>AR84900012</b>	<b>ISAAC STREETScape PERCENT FOR ART</b>						
Construct integrated artwork located at 32nd Avenue and McDowell Road.							
						<b>Function: Percent for Art</b>	
						<b>Strategic Plan: Neighborhoods and Livability</b>	
						<b>District: 4</b>	
Construction		-	35,000	30,000	-	-	65,000
<b>Project Total</b>		-	<b>\$35,000</b>	<b>\$30,000</b>	-	-	<b>\$65,000</b>
Nonprofit Corporation Bonds - Wastewater		-	35,000	30,000	-	-	65,000
<b>Funding Total</b>		-	<b>\$35,000</b>	<b>\$30,000</b>	-	-	<b>\$65,000</b>

# WATER

- 1** Cave Creek Reclamation Plant
- 2** Deer Valley Plant
- 3** 24th Street Plant
- 4** Union Hills Plant
- 5** Val Vista Plant (Mesa)
- 6** Verde Plant (Salt River Indian Reservation)
- 7** Lake Pleasant Plant (Waddell Dam)



 **City of Phoenix**  
**Planning Department**

June 2013

## **Water**

The Water program totals \$742.2 million and is funded with Water, Wastewater and Solid Waste revenue, nonprofit corporation bonds, development impact fees, City of Mesa participation in the Val Vista Water Treatment Plant joint venture, Downtown Community Reinvestment and 2006 General Obligation Bond funds.

The Water program includes replacement, rehabilitation and/or production improvements to Val Vista, Deer Valley, Lake Pleasant, Union Hills Water Treatment Plants and Cave Creek Water Reclamation Plant, reservoirs, wells and booster stations including treatment processes, chemical facilities, equipment and facility improvements.

Additional major projects include:

- Construct new wells and reservoirs
- Design and construct improvements for solids handling facility for Union Hills Water Treatment Plant
- Construct, improve, relocate various water mains
- Relocate water lines for light rail northwest extension
- Complete installation of software and hardware to automate meter reading
- Customer Care and Billing system upgrade
- Provide for contingency project funding

2014-2019 CAPITAL IMPROVEMENT PROGRAM

**Water**  
Capital Improvement Program Summary

<b>Project Summary</b>	<b>2014-15</b>	<b>2015-16</b>	<b>2016-17</b>	<b>2017-18</b>	<b>2018-19</b>	<b>Total</b>
24th Street Plant	9,680,000	650,000	470,000	2,700,000	13,725,000	27,225,000
Automation	10,408,247	2,332,906	3,760,906	-	2,400,000	18,902,059
Boosters	9,731,850	13,459,550	4,550,000	10,644,250	4,100,000	42,485,650
Buildings	1,420,000	1,380,000	1,380,000	300,000	300,000	4,780,000
Cave Creek	30,000	30,000	890,000	3,355,000	280,000	4,585,000
Deer Valley Plant	160,000	1,775,000	9,590,000	750,000	160,000	12,435,000
Lake Pleasant Plant	2,382,000	-	-	-	-	2,382,000
Production	27,558,211	14,490,000	15,800,000	15,475,000	17,760,000	91,083,211
Reclamation Facilities	-	-	500,000	500,000	500,000	1,500,000
Security	1,265,000	-	750,000	-	750,000	2,765,000
Storage	10,130,345	8,780,000	3,640,000	3,165,000	3,640,000	29,355,345
Union Hills Plant	29,612,500	662,000	2,055,000	11,025,000	800,000	44,154,500
Val Vista Plant	3,845,321	16,602,000	1,614,000	160,000	4,125,000	26,346,321
Water Mains	86,677,652	75,572,266	61,135,682	76,775,300	90,593,700	390,754,600
Water System Studies	-	5,300,000	-	-	-	5,300,000
Wells	7,821,118	4,230,000	9,221,235	4,565,000	9,415,000	35,252,353
Debt	500,000	-	-	-	-	500,000
Percent for Art	1,939,306	367,200	75,000	-	50,000	2,431,506
<b>Total</b>	<b>\$203,161,550</b>	<b>\$145,630,922</b>	<b>\$115,431,823</b>	<b>\$129,414,550</b>	<b>\$148,598,700</b>	<b>\$742,237,545</b>
<b>Source of Funds</b>						
<u>Operating Funds</u>						
Community Reinvestment	225,000	-	-	-	-	225,000
Solid Waste Operating	2,226,957	-	-	-	-	2,226,957
Wastewater Operating	2,370,632	-	-	-	-	2,370,632
Water Operating	173,477,666	135,616,176	108,531,083	125,623,950	138,033,450	681,282,325
<b>Total Operating Funds</b>	<b>\$178,300,255</b>	<b>\$135,616,176</b>	<b>\$108,531,083</b>	<b>\$125,623,950</b>	<b>\$138,033,450</b>	<b>\$686,104,914</b>
<u>Bond Funds</u>						
2006 Bonds	-	-	-	-	50,000	50,000
Nonprofit Corporation Bonds - Wastewater	23,692	-	-	-	-	23,692
Nonprofit Corporation Bonds - Water	2,435,614	367,200	4,275,000	2,000,000	4,000,000	13,077,814
<b>Total Bond Funds</b>	<b>\$2,459,306</b>	<b>\$367,200</b>	<b>\$4,275,000</b>	<b>\$2,000,000</b>	<b>\$4,050,000</b>	<b>\$13,151,506</b>
<u>Other Financing</u>						
Impact Fees	19,827,656	1,943,000	964,000	725,000	3,824,000	27,283,656
Other Cities' Share in Joint Ventures	2,574,333	7,704,546	1,661,740	1,065,600	2,691,250	15,697,469
<b>Total Other Financing</b>	<b>\$22,401,989</b>	<b>\$9,647,546</b>	<b>\$2,625,740</b>	<b>\$1,790,600</b>	<b>\$6,515,250</b>	<b>\$42,981,125</b>
<b>Total Sources of Funds</b>	<b>\$203,161,550</b>	<b>\$145,630,922</b>	<b>\$115,431,823</b>	<b>\$129,414,550</b>	<b>\$148,598,700</b>	<b>\$742,237,545</b>



2014-2019 CAPITAL IMPROVEMENT PROGRAM

**Water**

<b>Project No.</b>	<b>Project Title</b>	<b>2014-15</b>	<b>2015-16</b>	<b>2016-17</b>	<b>2017-18</b>	<b>2018-19</b>	<b>Total</b>
<b>WS85660037</b>	<b>WORK ORDER AND ASSET MANAGEMENT (WAM)</b>						
	Install and configure a computer maintenance management system to document assets and track the associated maintenance activities.						
	Estimated full-year ongoing operating costs: \$220,000						
	Study	125,000	408,000	-	-	-	533,000
	Other	219,979	-	-	-	-	219,979
	Design	547,129	-	1,836,000	-	-	2,383,129
	<b>Project Total</b>	<b>\$892,108</b>	<b>\$408,000</b>	<b>\$1,836,000</b>	<b>-</b>	<b>-</b>	<b>\$3,136,108</b>
	Water Revenues	892,108	408,000	1,836,000	-	-	3,136,108
	<b>Funding Total</b>	<b>\$892,108</b>	<b>\$408,000</b>	<b>\$1,836,000</b>	<b>-</b>	<b>-</b>	<b>\$3,136,108</b>
<b>WS85660039</b>	<b>ELECTRONIC BILLING CONSOLIDATION</b>						
	Provide e-billing services to customers interfacing with the Customer Care and Billing System (CC&B).						
	Equipment	157,500	-	-	-	-	157,500
	<b>Project Total</b>	<b>\$157,500</b>	<b>-</b>	<b>-</b>	<b>-</b>	<b>-</b>	<b>\$157,500</b>
	Water Revenues	157,500	-	-	-	-	157,500
	<b>Funding Total</b>	<b>\$157,500</b>	<b>-</b>	<b>-</b>	<b>-</b>	<b>-</b>	<b>\$157,500</b>
<b>WS85660041</b>	<b>CUSTOMER CARE AND BILLING (CC&amp;B) SYSTEM UPGRADE</b>						
	Upgrade the city's utility billing system (CC&B) to optimize business processes.						
	Study	161,155	-	-	-	51,000	212,155
	Other	2,571,797	-	-	-	1,009,000	3,580,797
	Equipment	433,365	-	-	-	168,000	601,365
	Design	4,017,416	-	-	-	1,172,000	5,189,416
	<b>Project Total</b>	<b>\$7,183,733</b>	<b>-</b>	<b>-</b>	<b>-</b>	<b>\$2,400,000</b>	<b>\$9,583,733</b>
	Water Revenues	2,586,144	-	-	-	2,400,000	4,986,144
	Wastewater Revenues	2,370,632	-	-	-	-	2,370,632
	Solid Waste Disposal-Operating	2,226,957	-	-	-	-	2,226,957
	<b>Funding Total</b>	<b>\$7,183,733</b>	<b>-</b>	<b>-</b>	<b>-</b>	<b>\$2,400,000</b>	<b>\$9,583,733</b>
<b>WS85100031</b>	<b>BOOSTER PROCESS CONTROL OPTIMIZATION</b>						
	Implement process control optimization for booster pump station facilities.						
	Other	155,000	136,000	-	136,000	-	427,000
	Equipment	-	217,350	-	230,250	-	447,600
	Design	-	289,800	-	307,000	-	596,800
	Construction	-	869,400	-	921,000	-	1,790,400
	<b>Project Total</b>	<b>\$155,000</b>	<b>\$1,512,550</b>	<b>-</b>	<b>\$1,594,250</b>	<b>-</b>	<b>\$3,261,800</b>
	Water Revenues	155,000	1,512,550	-	1,594,250	-	3,261,800
	<b>Funding Total</b>	<b>\$155,000</b>	<b>\$1,512,550</b>	<b>-</b>	<b>\$1,594,250</b>	<b>-</b>	<b>\$3,261,800</b>

2014-2019 CAPITAL IMPROVEMENT PROGRAM

**Water**

<i>Project No.</i>	<i>Project Title</i>	<i>2014-15</i>	<i>2015-16</i>	<i>2016-17</i>	<i>2017-18</i>	<i>2018-19</i>	<i>Total</i>
<b>WS85100032</b>	<b>BOOSTER PUMP STATION REPLACEMENT PROGRAM</b>						
							<b>Function: Boosters</b>
	Design and construct improvements to booster pump station facilities.						<b>Strategic Plan: Infrastructure</b>
							<b>District: Citywide</b>
Other		65,000	500,000	500,000	500,000	500,000	2,065,000
Design		-	300,000	1,050,000	1,050,000	600,000	3,000,000
Construction		-	-	3,000,000	7,500,000	3,000,000	13,500,000
<b>Project Total</b>		<b>\$65,000</b>	<b>\$800,000</b>	<b>\$4,550,000</b>	<b>\$9,050,000</b>	<b>\$4,100,000</b>	<b>\$18,565,000</b>
Water Revenues		65,000	800,000	4,550,000	9,050,000	4,100,000	18,565,000
<b>Funding Total</b>		<b>\$65,000</b>	<b>\$800,000</b>	<b>\$4,550,000</b>	<b>\$9,050,000</b>	<b>\$4,100,000</b>	<b>\$18,565,000</b>
<b>WS85100033</b>	<b>WEST ANTHEM SYSTEM IMPROVEMENTS</b>						
							<b>Function: Boosters</b>
	Complete construction improvements for short and long-term relief for water quality, system reliability and operating costs issues in the West Anthem service area.						<b>Strategic Plan: Infrastructure</b>
							<b>District: 1</b>
Other		40,000	-	-	-	-	40,000
<b>Project Total</b>		<b>\$40,000</b>	<b>-</b>	<b>-</b>	<b>-</b>	<b>-</b>	<b>\$40,000</b>
Water Revenues		40,000	-	-	-	-	40,000
<b>Funding Total</b>		<b>\$40,000</b>	<b>-</b>	<b>-</b>	<b>-</b>	<b>-</b>	<b>\$40,000</b>
<b>WS85100034</b>	<b>BOOSTER STATION - 64TH STREET AND THOMAS</b>						
							<b>Function: Boosters</b>
	Complete construction of the replacement of the existing booster pump station at 64th Street Reservoir located at 64th Street and Thomas Road.						<b>Strategic Plan: Infrastructure</b>
							<b>District: Citywide</b>
Other		25,000	-	-	-	-	25,000
Construction		100,000	-	-	-	-	100,000
<b>Project Total</b>		<b>\$125,000</b>	<b>-</b>	<b>-</b>	<b>-</b>	<b>-</b>	<b>\$125,000</b>
Water Revenues		125,000	-	-	-	-	125,000
<b>Funding Total</b>		<b>\$125,000</b>	<b>-</b>	<b>-</b>	<b>-</b>	<b>-</b>	<b>\$125,000</b>
<b>WS85100035</b>	<b>BOOSTER PUMP REPLACEMENT 3B-B2 AT 24TH STREET WATER TREATMENT PLANT</b>						
							<b>Function: Boosters</b>
	Complete construction replacing the existing booster pump station at the 24th Street Water Treatment Plant.						<b>Strategic Plan: Infrastructure</b>
							<b>District: 6</b>
Other		25,000	-	-	-	-	25,000
Construction		100,000	-	-	-	-	100,000
<b>Project Total</b>		<b>\$125,000</b>	<b>-</b>	<b>-</b>	<b>-</b>	<b>-</b>	<b>\$125,000</b>
Water Revenues		125,000	-	-	-	-	125,000
<b>Funding Total</b>		<b>\$125,000</b>	<b>-</b>	<b>-</b>	<b>-</b>	<b>-</b>	<b>\$125,000</b>
<b>WS85100037</b>	<b>BOOSTER PUMP STATION 2C-B1 AT 64TH STREET AND THOMAS ROAD</b>						
							<b>Function: Boosters</b>
	Design and construct replacement of Booster Pump Station 2C-B1.						<b>Strategic Plan: Infrastructure</b>
							<b>District: Citywide</b>
Other		40,000	-	-	-	-	40,000
Design		375,000	-	-	-	-	375,000
Construction		6,234,600	-	-	-	-	6,234,600
<b>Project Total</b>		<b>\$6,649,600</b>	<b>-</b>	<b>-</b>	<b>-</b>	<b>-</b>	<b>\$6,649,600</b>
Water Revenues		6,649,600	-	-	-	-	6,649,600
<b>Funding Total</b>		<b>\$6,649,600</b>	<b>-</b>	<b>-</b>	<b>-</b>	<b>-</b>	<b>\$6,649,600</b>

2014-2019 CAPITAL IMPROVEMENT PROGRAM

**Water**

<i>Project No.</i>	<i>Project Title</i>	<i>2014-15</i>	<i>2015-16</i>	<i>2016-17</i>	<i>2017-18</i>	<i>2018-19</i>	<i>Total</i>
<b>WS85100038</b>	<b>BOOSTER PUMP STATION 3A-B1 AT 24TH STREET WATER TREATMENT PLANT</b>						
							<b>Function: Boosters</b>
	Design and construct replacement of Booster Pump Station (BPS) 3A-B1 at 24th Street Water Treatment Plant.						<b>Strategic Plan: Infrastructure</b>
							<b>District: 6</b>
Other		80,000	15,000	-	-	-	95,000
Design		750,000	750,000	-	-	-	1,500,000
Construction		-	7,500,000	-	-	-	7,500,000
<b>Project Total</b>		<b>\$830,000</b>	<b>\$8,265,000</b>	-	-	-	<b>\$9,095,000</b>
Water Revenues		830,000	8,265,000	-	-	-	9,095,000
<b>Funding Total</b>		<b>\$830,000</b>	<b>\$8,265,000</b>	-	-	-	<b>\$9,095,000</b>
<b>WS85100039</b>	<b>ZONE 1 BOOSTER PUMP STATION SURGE SYSTEM AT 1-B3</b>						
							<b>Function: Boosters</b>
	Design and construct a surge protection system located at 2225 South 47th Place.						<b>Strategic Plan: Infrastructure</b>
							<b>District: 8</b>
Other		55,500	-	-	-	-	55,500
Design		50,000	-	-	-	-	50,000
Construction		500,000	-	-	-	-	500,000
<b>Project Total</b>		<b>\$605,500</b>	-	-	-	-	<b>\$605,500</b>
Water Revenues		605,500	-	-	-	-	605,500
<b>Funding Total</b>		<b>\$605,500</b>	-	-	-	-	<b>\$605,500</b>
<b>WS85100040</b>	<b>ZONE 3D BOOSTER PUMP STATION SURGE SYSTEM DEER VALLEY WATER TREATMENT PLANT</b>						
							<b>Function: Boosters</b>
	Design and construct a surge protection system at the Deer Valley Water Treatment Plant Zone 3D Booster Pump Station.						<b>Strategic Plan: Infrastructure</b>
							<b>District: 1</b>
Other		54,750	-	-	-	-	54,750
Design		50,000	-	-	-	-	50,000
Construction		300,000	-	-	-	-	300,000
<b>Project Total</b>		<b>\$404,750</b>	-	-	-	-	<b>\$404,750</b>
Water Revenues		404,750	-	-	-	-	404,750
<b>Funding Total</b>		<b>\$404,750</b>	-	-	-	-	<b>\$404,750</b>
<b>WS85110001</b>	<b>ZONE 2A PRESSURE REDUCING VALVES AT 35TH AVENUE AND SWEETWATER</b>						
							<b>Function: Boosters</b>
	Design and construct 5 millions of gallons per day (MGD) pressure reducing valves (PRV) stations and 16" water main from 35th Avenue to 47th Avenue on Sweetwater Avenue.						<b>Strategic Plan: Infrastructure</b>
							<b>District: 1</b>
Other		50,000	160,000	-	-	-	210,000
Design		682,000	-	-	-	-	682,000
Construction		-	2,722,000	-	-	-	2,722,000
<b>Project Total</b>		<b>\$732,000</b>	<b>\$2,882,000</b>	-	-	-	<b>\$3,614,000</b>
Water Revenues		15,000	15,000	-	-	-	30,000
Water Development Occupational Fee		717,000	2,867,000	-	-	-	3,584,000
<b>Funding Total</b>		<b>\$732,000</b>	<b>\$2,882,000</b>	-	-	-	<b>\$3,614,000</b>

2014-2019 CAPITAL IMPROVEMENT PROGRAM

**Water**

<i>Project No.</i>	<i>Project Title</i>	<i>2014-15</i>	<i>2015-16</i>	<i>2016-17</i>	<i>2017-18</i>	<i>2018-19</i>	<i>Total</i>
<b>WS85450021 ENERGY MANAGEMENT PROGRAM</b>							<b>Function: Buildings</b>
Study and construct improvements in the energy efficiency and optimization of electrical demand.							<b>Strategic Plan: Innovation and Efficiency</b>
							<b>District: Citywide</b>
Study		150,000	150,000	150,000	-	-	450,000
Other		595,000	630,000	630,000	-	-	1,855,000
Design		50,000	50,000	50,000	-	-	150,000
Construction		250,000	250,000	250,000	-	-	750,000
<b>Project Total</b>		<b>\$1,045,000</b>	<b>\$1,080,000</b>	<b>\$1,080,000</b>	<b>-</b>	<b>-</b>	<b>\$3,205,000</b>
Water Revenues		1,045,000	1,080,000	1,080,000	-	-	3,205,000
<b>Funding Total</b>		<b>\$1,045,000</b>	<b>\$1,080,000</b>	<b>\$1,080,000</b>	<b>-</b>	<b>-</b>	<b>\$3,205,000</b>
<b>WS85450022 WATER RELATED FACILITIES - MISCELLANEOUS</b>							<b>Function: Buildings</b>
Replace aging assets and infrastructure at water support facilities, including drainage, electrical upgrades, plumbing, roofing, fire system upgrades, security and paving improvements.							<b>Strategic Plan: Infrastructure</b>
							<b>District: Citywide</b>
Other		40,000	40,000	40,000	40,000	40,000	200,000
Design		50,000	50,000	50,000	50,000	50,000	250,000
Construction		285,000	210,000	210,000	210,000	210,000	1,125,000
<b>Project Total</b>		<b>\$375,000</b>	<b>\$300,000</b>	<b>\$300,000</b>	<b>\$300,000</b>	<b>\$300,000</b>	<b>\$1,575,000</b>
Water Revenues		375,000	300,000	300,000	300,000	300,000	1,575,000
<b>Funding Total</b>		<b>\$375,000</b>	<b>\$300,000</b>	<b>\$300,000</b>	<b>\$300,000</b>	<b>\$300,000</b>	<b>\$1,575,000</b>
<b>WS85080011 CAVE CREEK WATER RECLAMATION PLANT (WRP) PLANT REHABILITATION PROJECT</b>							<b>Function: Cave Creek</b>
Provide for staff time to manage the rehabilitation of the Cave Creek Water Treatment Plant equipment and systems.							<b>Strategic Plan: Infrastructure</b>
							<b>District: 2</b>
Other		-	-	210,000	225,000	100,000	535,000
Design		-	-	500,000	400,000	-	900,000
Construction		-	-	-	2,700,000	-	2,700,000
<b>Project Total</b>		<b>-</b>	<b>-</b>	<b>\$710,000</b>	<b>\$3,325,000</b>	<b>\$100,000</b>	<b>\$4,135,000</b>
Water Revenues		-	-	710,000	3,325,000	100,000	4,135,000
<b>Funding Total</b>		<b>-</b>	<b>-</b>	<b>\$710,000</b>	<b>\$3,325,000</b>	<b>\$100,000</b>	<b>\$4,135,000</b>
<b>WS85080014 CAVE CREEK WATER RECLAMATION PLANT INSTRUMENTATION AND CONTROL INSPECTION SERVICES</b>							<b>Function: Cave Creek</b>
Provide inspection and testing services for instrumentation and control projects at the Cave Creek Water Reclamation Plant.							<b>Strategic Plan: Infrastructure</b>
							<b>District: 2</b>
Other		30,000	30,000	30,000	30,000	30,000	150,000
Design		-	-	150,000	-	150,000	300,000
<b>Project Total</b>		<b>\$30,000</b>	<b>\$30,000</b>	<b>\$180,000</b>	<b>\$30,000</b>	<b>\$180,000</b>	<b>\$450,000</b>
Water Revenues		30,000	30,000	180,000	30,000	180,000	450,000
<b>Funding Total</b>		<b>\$30,000</b>	<b>\$30,000</b>	<b>\$180,000</b>	<b>\$30,000</b>	<b>\$180,000</b>	<b>\$450,000</b>



2014-2019 CAPITAL IMPROVEMENT PROGRAM

**Water**

<i>Project No.</i>	<i>Project Title</i>	<i>2014-15</i>	<i>2015-16</i>	<i>2016-17</i>	<i>2017-18</i>	<i>2018-19</i>	<i>Total</i>
<b>WS85400002</b>	<b>PRODUCTION REPLACEMENT FUND VAL VISTA WATER TREATMENT PLANT</b>						
							<b>Function: Production</b>
	Design and construct improvements at the Val Vista Water Treatment Plant such as treatment processes, chemical facilities, equipment and facility improvements.						<b>Strategic Plan: Infrastructure</b>
							<b>District: Citywide</b>
Other		160,000	160,000	150,000	160,000	150,000	780,000
Design		200,000	-	250,000	-	300,000	750,000
Construction		1,700,000	1,800,000	1,900,000	2,000,000	2,100,000	9,500,000
<b>Project Total</b>		<b>\$2,060,000</b>	<b>\$1,960,000</b>	<b>\$2,300,000</b>	<b>\$2,160,000</b>	<b>\$2,550,000</b>	<b>\$11,030,000</b>
Val Vista WTP City of Mesa		-	4,091	-	4,091	-	8,182
Val Vista WTP - Capital Outlay		2,060,000	1,955,909	2,300,000	2,155,909	2,550,000	11,021,818
<b>Funding Total</b>		<b>\$2,060,000</b>	<b>\$1,960,000</b>	<b>\$2,300,000</b>	<b>\$2,160,000</b>	<b>\$2,550,000</b>	<b>\$11,030,000</b>
<b>WS85400007</b>	<b>REMOTE FACILITIES REPLACEMENT FUND</b>						
							<b>Function: Production</b>
	Design and construct improvements to wells and booster pump stations.						<b>Strategic Plan: Infrastructure</b>
							<b>District: Citywide</b>
Other		200,000	500,000	-	500,000	500,000	1,700,000
Equipment		2,570,000	5,900,000	5,900,000	5,900,000	5,900,000	26,170,000
Design		400,000	-	-	-	-	400,000
Construction		2,500,000	-	-	-	-	2,500,000
<b>Project Total</b>		<b>\$5,670,000</b>	<b>\$6,400,000</b>	<b>\$5,900,000</b>	<b>\$6,400,000</b>	<b>\$6,400,000</b>	<b>\$30,770,000</b>
Water Revenues		5,670,000	6,400,000	5,900,000	6,400,000	6,400,000	30,770,000
<b>Funding Total</b>		<b>\$5,670,000</b>	<b>\$6,400,000</b>	<b>\$5,900,000</b>	<b>\$6,400,000</b>	<b>\$6,400,000</b>	<b>\$30,770,000</b>
<b>WS85400011</b>	<b>INSTRUMENTATION AND CONTROL INSPECTION AND TESTING SERVICES</b>						
							<b>Function: Production</b>
	Provide instrumentation, control inspection and testing support for water distribution projects.						<b>Strategic Plan: Infrastructure</b>
							<b>District: Citywide</b>
Other		60,000	35,000	5,000	5,000	5,000	110,000
Design		480,000	485,000	495,000	500,000	505,000	2,465,000
<b>Project Total</b>		<b>\$540,000</b>	<b>\$520,000</b>	<b>\$500,000</b>	<b>\$505,000</b>	<b>\$510,000</b>	<b>\$2,575,000</b>
Water Revenues		540,000	520,000	500,000	505,000	510,000	2,575,000
<b>Funding Total</b>		<b>\$540,000</b>	<b>\$520,000</b>	<b>\$500,000</b>	<b>\$505,000</b>	<b>\$510,000</b>	<b>\$2,575,000</b>
<b>WS85400013</b>	<b>ACQUIRE ADDITIONAL WATER RESOURCES</b>						
							<b>Function: Production</b>
	Acquire water rights and develop infrastructure for growth-related improvements consistent with the Water Resource Acquisition Fee Plan.						<b>Strategic Plan: Infrastructure</b>
							<b>District: Citywide</b>
Design		12,655,211	-	-	-	-	12,655,211
<b>Project Total</b>		<b>\$12,655,211</b>	<b>-</b>	<b>-</b>	<b>-</b>	<b>-</b>	<b>\$12,655,211</b>
Water Resources Acquisition Fee		12,655,211	-	-	-	-	12,655,211
<b>Funding Total</b>		<b>\$12,655,211</b>	<b>-</b>	<b>-</b>	<b>-</b>	<b>-</b>	<b>\$12,655,211</b>



2014-2019 CAPITAL IMPROVEMENT PROGRAM

**Water**

<i>Project No.</i>	<i>Project Title</i>	<i>2014-15</i>	<i>2015-16</i>	<i>2016-17</i>	<i>2017-18</i>	<i>2018-19</i>	<i>Total</i>
<b>WS85050015</b>	<b>56TH STREET AND PINNACLE PEAK RESERVOIR</b>						
							<b>Function: Storage</b>
	Complete construction of a 10 million gallon reservoir at 56th Street and Pinnacle Peak Road (Zone 5NE).						<b>Strategic Plan: Infrastructure</b>
	Estimated full-year ongoing operating costs: \$130,000						<b>District: 2</b>
Other		10,000	-	-	-	-	10,000
<b>Project Total</b>		<b>\$10,000</b>	<b>-</b>	<b>-</b>	<b>-</b>	<b>-</b>	<b>\$10,000</b>
Impact Fee - Water, Northern		10,000	-	-	-	-	10,000
<b>Funding Total</b>		<b>\$10,000</b>	<b>-</b>	<b>-</b>	<b>-</b>	<b>-</b>	<b>\$10,000</b>
<b>WS85050019</b>	<b>CONCRETE RESERVOIR REHABILITATION</b>						
							<b>Function: Storage</b>
	Design and construct improvements recommended in the Concrete Reservoir Assessment Study.						<b>Strategic Plan: Infrastructure</b>
							<b>District: Citywide</b>
Other		117,000	290,000	290,000	290,000	290,000	1,277,000
Design		490,000	300,000	300,000	200,000	300,000	1,590,000
Construction		4,187,500	2,560,000	-	2,000,000	-	8,747,500
<b>Project Total</b>		<b>\$4,794,500</b>	<b>\$3,150,000</b>	<b>\$590,000</b>	<b>\$2,490,000</b>	<b>\$590,000</b>	<b>\$11,614,500</b>
Water Revenues		4,794,500	3,150,000	590,000	2,490,000	590,000	11,614,500
<b>Funding Total</b>		<b>\$4,794,500</b>	<b>\$3,150,000</b>	<b>\$590,000</b>	<b>\$2,490,000</b>	<b>\$590,000</b>	<b>\$11,614,500</b>
<b>WS85050023</b>	<b>STEEL TANK REHABILITATION</b>						
							<b>Function: Storage</b>
	Design and construct steel tanks as needed.						<b>Strategic Plan: Infrastructure</b>
							<b>District: Citywide</b>
Other		230,000	200,000	200,000	175,000	200,000	1,005,000
Design		930,000	930,000	700,000	350,000	700,000	3,610,000
Construction		2,720,000	2,670,000	2,100,000	100,000	2,100,000	9,690,000
<b>Project Total</b>		<b>\$3,880,000</b>	<b>\$3,800,000</b>	<b>\$3,000,000</b>	<b>\$625,000</b>	<b>\$3,000,000</b>	<b>\$14,305,000</b>
Water Revenues		3,880,000	3,800,000	3,000,000	625,000	3,000,000	14,305,000
<b>Funding Total</b>		<b>\$3,880,000</b>	<b>\$3,800,000</b>	<b>\$3,000,000</b>	<b>\$625,000</b>	<b>\$3,000,000</b>	<b>\$14,305,000</b>
<b>WS85050042</b>	<b>RESERVOIR DAM ASSESSMENT PROGRAM</b>						
							<b>Function: Storage</b>
	Assess, and prepare required documents for all the reservoirs considered jurisdictional dams by the Arizona Department of Water Resources (ADWR).						<b>Strategic Plan: Infrastructure</b>
							<b>District: 1, 3 &amp; 6</b>
Other		100,000	60,000	50,000	50,000	50,000	310,000
Design		68,000	40,000	-	-	-	108,000
Construction		801,000	200,000	-	-	-	1,001,000
<b>Project Total</b>		<b>\$969,000</b>	<b>\$300,000</b>	<b>\$50,000</b>	<b>\$50,000</b>	<b>\$50,000</b>	<b>\$1,419,000</b>
Water Revenues		969,000	300,000	50,000	50,000	50,000	1,419,000
<b>Funding Total</b>		<b>\$969,000</b>	<b>\$300,000</b>	<b>\$50,000</b>	<b>\$50,000</b>	<b>\$50,000</b>	<b>\$1,419,000</b>
<b>WS85050044</b>	<b>SHADOW MOUNTAIN RESERVOIR</b>						
							<b>Function: Storage</b>
	Complete rehabilitation of roof and miscellaneous repairs to the 10 million gallon Shadow Mountain Reservoir (4A-ES3) located at 14201 North Cave Creek Road which stores potable water to the City of Phoenix Pressure Zone 4A.						<b>Strategic Plan: Infrastructure</b>
							<b>District: 3</b>
Other		10,000	-	-	-	-	10,000
<b>Project Total</b>		<b>\$10,000</b>	<b>-</b>	<b>-</b>	<b>-</b>	<b>-</b>	<b>\$10,000</b>
Water Revenues		10,000	-	-	-	-	10,000
<b>Funding Total</b>		<b>\$10,000</b>	<b>-</b>	<b>-</b>	<b>-</b>	<b>-</b>	<b>\$10,000</b>

2014-2019 CAPITAL IMPROVEMENT PROGRAM

**Water**

<i>Project No.</i>	<i>Project Title</i>	<i>2014-15</i>	<i>2015-16</i>	<i>2016-17</i>	<i>2017-18</i>	<i>2018-19</i>	<i>Total</i>
<b>WS85050045</b>	<b>DEER VALLEY WATER TREATMENT PLANT RESERVOIR # 1 REPLACEMENT</b>						
							<b>Function: Storage</b>
	Complete construction of a new 20 million gallon concrete reservoir at Deer Valley Water Treatment Plant to replace a failed reservoir.						<b>Strategic Plan: Infrastructure</b>
							<b>District: 1</b>
Other		125,000	-	-	-	-	125,000
Design		241,845	-	-	-	-	241,845
<b>Project Total</b>		<b>\$366,845</b>	<b>-</b>	<b>-</b>	<b>-</b>	<b>-</b>	<b>\$366,845</b>
Water Revenues		366,845	-	-	-	-	366,845
<b>Funding Total</b>		<b>\$366,845</b>	<b>-</b>	<b>-</b>	<b>-</b>	<b>-</b>	<b>\$366,845</b>
<b>WS85050046</b>	<b>DEER VALLEY RESERVOIR # 2 REHABILITATION</b>						
							<b>Function: Storage</b>
	Complete design of Deer Valley reservoir rehabilitation project including aluminum roof deck replacement, column and roof framing repair, new membrane liner and development of a multi-year reservoir monitoring program.						<b>Strategic Plan: Infrastructure</b>
							<b>District: 1</b>
Other		40,000	-	-	-	-	40,000
<b>Project Total</b>		<b>\$40,000</b>	<b>-</b>	<b>-</b>	<b>-</b>	<b>-</b>	<b>\$40,000</b>
Water Revenues		40,000	-	-	-	-	40,000
<b>Funding Total</b>		<b>\$40,000</b>	<b>-</b>	<b>-</b>	<b>-</b>	<b>-</b>	<b>\$40,000</b>
<b>WS85050047</b>	<b>UNION HILLS RESERVOIR REHABILITATION</b>						
							<b>Function: Storage</b>
	Complete design of Union Hills reservoir rehabilitation project including roof replacement, new membrane liner and any work associated to take the reservoir out of service during the rehabilitation project.						<b>Strategic Plan: Infrastructure</b>
							<b>District: 2</b>
Other		50,000	-	-	-	-	50,000
<b>Project Total</b>		<b>\$50,000</b>	<b>-</b>	<b>-</b>	<b>-</b>	<b>-</b>	<b>\$50,000</b>
Water Revenues		50,000	-	-	-	-	50,000
<b>Funding Total</b>		<b>\$50,000</b>	<b>-</b>	<b>-</b>	<b>-</b>	<b>-</b>	<b>\$50,000</b>
<b>WS85050048</b>	<b>7A-ES1 (5 MILLION GALLON PER DAY) RESERVOIR</b>						
							<b>Function: Storage</b>
	Acquire land for installation of a 5 millions of gallons per day reservoir located at 56th Street and Dixileta Drive.						<b>Strategic Plan: Infrastructure</b>
							<b>District: 2</b>
Other		-	30,000	-	-	-	30,000
Land Acquisition		-	1,500,000	-	-	-	1,500,000
<b>Project Total</b>		<b>-</b>	<b>\$1,530,000</b>	<b>-</b>	<b>-</b>	<b>-</b>	<b>\$1,530,000</b>
Water Revenues		-	1,530,000	-	-	-	1,530,000
<b>Funding Total</b>		<b>-</b>	<b>\$1,530,000</b>	<b>-</b>	<b>-</b>	<b>-</b>	<b>\$1,530,000</b>

2014-2019 CAPITAL IMPROVEMENT PROGRAM

**Water**

<i>Project No.</i>	<i>Project Title</i>	<i>2014-15</i>	<i>2015-16</i>	<i>2016-17</i>	<i>2017-18</i>	<i>2018-19</i>	<i>Total</i>
<b>WS85320018</b>	<b>UNION HILLS WATER TREATMENT PLANT REHABILITATION PROJECT</b>						
							<b>Function: Union Hills Plant</b>
	Design and construct rehabilitation requirements for large pumps and motors, electrical and control panels, above ground piping manifolds, sludge collection equipment and concrete structures.						<b>Strategic Plan: Infrastructure</b>
							<b>District: 2</b>
Other		-	125,000	255,000	475,000	400,000	1,255,000
Design		-	-	1,400,000	1,300,000	-	2,700,000
Construction		-	-	-	9,200,000	-	9,200,000
<b>Project Total</b>		<b>-</b>	<b>\$125,000</b>	<b>\$1,655,000</b>	<b>\$10,975,000</b>	<b>\$400,000</b>	<b>\$13,155,000</b>
Water Revenues		-	125,000	1,655,000	10,975,000	400,000	13,155,000
<b>Funding Total</b>		<b>-</b>	<b>\$125,000</b>	<b>\$1,655,000</b>	<b>\$10,975,000</b>	<b>\$400,000</b>	<b>\$13,155,000</b>
<b>WS85320019</b>	<b>UNION HILLS WATER TREATMENT PLANT INSTRUMENTATION AND CONTROL INSPECTION SERVICES</b>						
							<b>Function: Union Hills Plant</b>
	Provide on call inspection services for instrumentation and control projects at the Union Hills Water Treatment Plant.						<b>Strategic Plan: Infrastructure</b>
							<b>District: 2</b>
Other		20,000	20,000	50,000	50,000	50,000	190,000
Design		-	-	350,000	-	350,000	700,000
<b>Project Total</b>		<b>\$20,000</b>	<b>\$20,000</b>	<b>\$400,000</b>	<b>\$50,000</b>	<b>\$400,000</b>	<b>\$890,000</b>
Water Revenues		20,000	20,000	400,000	50,000	400,000	890,000
<b>Funding Total</b>		<b>\$20,000</b>	<b>\$20,000</b>	<b>\$400,000</b>	<b>\$50,000</b>	<b>\$400,000</b>	<b>\$890,000</b>
<b>WS85320022</b>	<b>UNION HILLS WATER TREATMENT PLANT SOLIDS HANDLING FACILITY IMPROVEMENT</b>						
							<b>Function: Union Hills Plant</b>
	Design and construct improvements to the Union Hills Water Treatment Plant solids flow stream processes.						<b>Strategic Plan: Infrastructure</b>
	Estimated full-year ongoing operating costs: \$400,000						<b>District: 2</b>
Other		630,000	517,000	-	-	-	1,147,000
Design		2,800,000	-	-	-	-	2,800,000
Construction		21,225,500	-	-	-	-	21,225,500
<b>Project Total</b>		<b>\$24,655,500</b>	<b>\$517,000</b>	<b>-</b>	<b>-</b>	<b>-</b>	<b>\$25,172,500</b>
Water Revenues		24,655,500	517,000	-	-	-	25,172,500
<b>Funding Total</b>		<b>\$24,655,500</b>	<b>\$517,000</b>	<b>-</b>	<b>-</b>	<b>-</b>	<b>\$25,172,500</b>
<b>WS85320023</b>	<b>RAW WATER PUMP STATION AND PIPELINE - UNION HILLS WATER TREATMENT PLANT TO CAVE CREEK WATER RECLAMATION PLANT RESERVOIR</b>						
							<b>Function: Union Hills Plant</b>
	Design and construct a 10 millions of gallons per day pump station and piping to pump raw water from Union Hills Water Treatment Plant to Cave Creek Water Reclamation Plant effluent storage reservoir.						<b>Strategic Plan: Infrastructure</b>
							<b>District: Citywide</b>
Pre-design		50,000	-	-	-	-	50,000
Other		87,000	-	-	-	-	87,000
Design		800,000	-	-	-	-	800,000
Construction		4,000,000	-	-	-	-	4,000,000
<b>Project Total</b>		<b>\$4,937,000</b>	<b>-</b>	<b>-</b>	<b>-</b>	<b>-</b>	<b>\$4,937,000</b>
Water Revenues		4,937,000	-	-	-	-	4,937,000
<b>Funding Total</b>		<b>\$4,937,000</b>	<b>-</b>	<b>-</b>	<b>-</b>	<b>-</b>	<b>\$4,937,000</b>

2014-2019 CAPITAL IMPROVEMENT PROGRAM

**Water**

<b>Project No.</b>	<b>Project Title</b>	<b>2014-15</b>	<b>2015-16</b>	<b>2016-17</b>	<b>2017-18</b>	<b>2018-19</b>	<b>Total</b>
<b>WS85230023</b>	<b>VAL VISTA WATER TREATMENT PLANT INSTRUMENTATION AND CONTROL INSPECTION SERVICES</b>						
							<b>Function: Val Vista Plant</b>
	Provide on call inspection services for instrumentation and control projects at the Val Vista Water Treatment Plant.						<b>Strategic Plan: Infrastructure</b>
							<b>District: Citywide</b>
Other		60,000	50,000	50,000	50,000	50,000	260,000
Design		350,000	-	300,000	-	450,000	1,100,000
<b>Project Total</b>		<b>\$410,000</b>	<b>\$50,000</b>	<b>\$350,000</b>	<b>\$50,000</b>	<b>\$500,000</b>	<b>\$1,360,000</b>
Water Revenues		246,360	29,500	206,500	29,500	295,000	806,860
Val Vista WTP City of Mesa		163,640	20,500	143,500	20,500	205,000	553,140
<b>Funding Total</b>		<b>\$410,000</b>	<b>\$50,000</b>	<b>\$350,000</b>	<b>\$50,000</b>	<b>\$500,000</b>	<b>\$1,360,000</b>
<b>WS85230040</b>	<b>VAL VISTA WATER TREATMENT PLANT REHABILITATION</b>						
							<b>Function: Val Vista Plant</b>
	Rehabilitate plant equipment at the Val Vista Water Treatment Plant.						<b>Strategic Plan: Infrastructure</b>
							<b>District: Citywide</b>
Other		-	-	-	110,000	425,000	535,000
Design		-	-	-	-	3,200,000	3,200,000
<b>Project Total</b>		<b>-</b>	<b>-</b>	<b>-</b>	<b>\$110,000</b>	<b>\$3,625,000</b>	<b>\$3,735,000</b>
Water Revenues		-	-	-	64,900	2,138,750	2,203,650
Val Vista WTP City of Mesa		-	-	-	45,100	1,486,250	1,531,350
<b>Funding Total</b>		<b>-</b>	<b>-</b>	<b>-</b>	<b>\$110,000</b>	<b>\$3,625,000</b>	<b>\$3,735,000</b>
<b>WS85230046</b>	<b>VAL VISTA WATER TREATMENT PLANT - MESA FLOW</b>						
							<b>Function: Val Vista Plant</b>
	Design and construct improvements at the Val Vista Water Treatment Plant to divert the City of Mesa flow share into Reservoir #1 and to provide necessary chemical feeds to meet finished water quality standards leaving Reservoir #1.						<b>Strategic Plan: Infrastructure</b>
							<b>District: Citywide</b>
Other		25,000	-	-	-	-	25,000
<b>Project Total</b>		<b>\$25,000</b>	<b>-</b>	<b>-</b>	<b>-</b>	<b>-</b>	<b>\$25,000</b>
Water Revenues		25,000	-	-	-	-	25,000
<b>Funding Total</b>		<b>\$25,000</b>	<b>-</b>	<b>-</b>	<b>-</b>	<b>-</b>	<b>\$25,000</b>
<b>WS85230047</b>	<b>WORK ORDER AND ASSET MANAGEMENT SYSTEM PHASE II</b>						
							<b>Function: Val Vista Plant</b>
	Install and configure a single software system to consolidate all Work Order and Asset Management (WOAM) activities and eliminate existing duplicate systems.						<b>Strategic Plan: Infrastructure</b>
	Estimated full-year ongoing operating costs: \$60,000						<b>District: Citywide</b>
Study		-	192,000	-	-	-	192,000
Design		36,169	-	864,000	-	-	900,169
Construction		52,152	-	-	-	-	52,152
<b>Project Total</b>		<b>\$88,321</b>	<b>\$192,000</b>	<b>\$864,000</b>	<b>-</b>	<b>-</b>	<b>\$1,144,321</b>
Water Revenues		52,152	113,280	509,760	-	-	675,192
Val Vista WTP City of Mesa		36,169	78,720	354,240	-	-	469,129
<b>Funding Total</b>		<b>\$88,321</b>	<b>\$192,000</b>	<b>\$864,000</b>	<b>-</b>	<b>-</b>	<b>\$1,144,321</b>

2014-2019 CAPITAL IMPROVEMENT PROGRAM

**Water**

<i>Project No.</i>	<i>Project Title</i>	<i>2014-15</i>	<i>2015-16</i>	<i>2016-17</i>	<i>2017-18</i>	<i>2018-19</i>	<i>Total</i>
<b>WS85230049</b>	<b>VAL VISTA WATER TREATMENT PLANT REHABILITATION 2014</b>						
							<b>Function: Val Vista Plant</b>
	Design and construct rehabilitation improvement to the Val Vista Water Treatment Plant processes including mechanical, electrical and structural assets.						<b>Strategic Plan: Infrastructure</b>
							<b>District: Citywide</b>
Other		425,000	460,000	400,000	-	-	1,285,000
Design		2,100,000	1,900,000	-	-	-	4,000,000
Construction		-	14,000,000	-	-	-	14,000,000
<b>Project Total</b>		<b>\$2,525,000</b>	<b>\$16,360,000</b>	<b>\$400,000</b>	<b>-</b>	<b>-</b>	<b>\$19,285,000</b>
Water Revenues		1,492,022	9,652,400	236,000	-	-	11,380,422
Val Vista WTP City of Mesa		1,032,978	6,707,600	164,000	-	-	7,904,578
<b>Funding Total</b>		<b>\$2,525,000</b>	<b>\$16,360,000</b>	<b>\$400,000</b>	<b>-</b>	<b>-</b>	<b>\$19,285,000</b>
<b>WS85230050</b>	<b>SRP MOBILE SUBSTATION AND SPARE TRANSFORMER</b>						
							<b>Function: Val Vista Plant</b>
	Provide mobile substation and spare transformer for emergency usage at SRP serviced Val Vista Water Treatment Plant.						<b>Strategic Plan: Infrastructure</b>
							<b>District: Citywide</b>
Other		7,000	-	-	-	-	7,000
Construction		790,000	-	-	-	-	790,000
<b>Project Total</b>		<b>\$797,000</b>	<b>-</b>	<b>-</b>	<b>-</b>	<b>-</b>	<b>\$797,000</b>
Water Revenues		471,000	-	-	-	-	471,000
Val Vista WTP City of Mesa		326,000	-	-	-	-	326,000
<b>Funding Total</b>		<b>\$797,000</b>	<b>-</b>	<b>-</b>	<b>-</b>	<b>-</b>	<b>\$797,000</b>
<b>WS85500053</b>	<b>CONSTRUCTION CONTINGENCY</b>						
							<b>Function: Water Mains</b>
	Construction contingency for change orders, inflationary increases and other unexpected costs.						<b>Strategic Plan: Infrastructure</b>
							<b>District: Citywide</b>
Other		1,600,000	-	2,000,000	1,000,000	500,000	5,100,000
Design		903,856	-	-	-	-	903,856
Construction		4,590,000	7,650,000	7,650,000	7,650,000	13,770,000	41,310,000
<b>Project Total</b>		<b>\$7,093,856</b>	<b>\$7,650,000</b>	<b>\$9,650,000</b>	<b>\$8,650,000</b>	<b>\$14,270,000</b>	<b>\$47,313,856</b>
Water Revenues		4,987,310	5,406,365	7,150,000	7,019,091	13,270,000	37,832,766
Water Development Occupational Fee		1,091,000	1,350,000	1,500,000	635,000	-	4,576,000
Val Vista WTP City of Mesa		1,015,546	893,635	1,000,000	995,909	1,000,000	4,905,090
<b>Funding Total</b>		<b>\$7,093,856</b>	<b>\$7,650,000</b>	<b>\$9,650,000</b>	<b>\$8,650,000</b>	<b>\$14,270,000</b>	<b>\$47,313,856</b>
<b>WS85500125</b>	<b>56TH ST MAIN: PINNACLE PEAK ROAD TO BEARDSLEY ROAD</b>						
							<b>Function: Water Mains</b>
	Design and construct 11,000 feet of 36-inch main at 56th Street and Pinnacle Peak Road to Beardsley Road.						<b>Strategic Plan: Infrastructure</b>
							<b>District: 2</b>
Other		50,000	-	-	-	-	50,000
Construction		75,000	-	-	-	-	75,000
<b>Project Total</b>		<b>\$125,000</b>	<b>-</b>	<b>-</b>	<b>-</b>	<b>-</b>	<b>\$125,000</b>
Impact Fee - Water, Northern		125,000	-	-	-	-	125,000
<b>Funding Total</b>		<b>\$125,000</b>	<b>-</b>	<b>-</b>	<b>-</b>	<b>-</b>	<b>\$125,000</b>

2014-2019 CAPITAL IMPROVEMENT PROGRAM

**Water**

<b>Project No.</b>	<b>Project Title</b>	<b>2014-15</b>	<b>2015-16</b>	<b>2016-17</b>	<b>2017-18</b>	<b>2018-19</b>	<b>Total</b>	
<b>WS85500126 ZONE 4S INTEGRATION</b>							<b>Function: Water Mains</b>	
Complete construction of 10,560 linear feet of 12-inch main from 19th Street south of Chandler Boulevard to 19th Way north of Chandler Boulevard.							<b>Strategic Plan: Infrastructure</b>	
							<b>District: 6</b>	
Other		61,500	-	-	-	-	61,500	
Construction		200,000	-	-	-	-	200,000	
<b>Project Total</b>		<b>\$261,500</b>	<b>-</b>	<b>-</b>	<b>-</b>	<b>-</b>	<b>\$261,500</b>	
Water Revenues		261,500	-	-	-	-	261,500	
<b>Funding Total</b>		<b>\$261,500</b>	<b>-</b>	<b>-</b>	<b>-</b>	<b>-</b>	<b>\$261,500</b>	
<b>WS85500135 WATER MAIN REPLACEMENT PROGRAM</b>							<b>Function: Water Mains</b>	
Construct improvements recommended in the Integrity Study.							<b>Strategic Plan: Infrastructure</b>	
							<b>District: Citywide</b>	
Other		615,000	-	-	2,496,900	3,000,000	6,111,900	
Construction		1,168,376	19,096	-	4,490,000	27,000,000	32,677,472	
<b>Project Total</b>		<b>\$1,783,376</b>	<b>\$19,096</b>	<b>-</b>	<b>\$6,986,900</b>	<b>\$30,000,000</b>	<b>\$38,789,372</b>	
Water Revenues		1,783,376	19,096	-	6,986,900	30,000,000	38,789,372	
<b>Funding Total</b>		<b>\$1,783,376</b>	<b>\$19,096</b>	<b>-</b>	<b>\$6,986,900</b>	<b>\$30,000,000</b>	<b>\$38,789,372</b>	
<b>WS85500264 LARGE TRANSMISSION MAIN REHABILITATION</b>							<b>Function: Water Mains</b>	
Rehabilitate large diameter water mains.							<b>Strategic Plan: Infrastructure</b>	
							<b>District: Citywide</b>	
Other		223,800	566,350	425,500	800,000	800,000	2,815,650	
Land Acquisition		1,100,000	-	-	-	-	1,100,000	
Design		4,653,000	2,312,500	2,430,000	2,450,000	2,500,000	14,345,500	
Construction		1,842,000	8,220,000	14,058,000	14,900,000	15,948,000	54,968,000	
<b>Project Total</b>		<b>\$7,818,800</b>	<b>\$11,098,850</b>	<b>\$16,913,500</b>	<b>\$18,150,000</b>	<b>\$19,248,000</b>	<b>\$73,229,150</b>	
Water Revenues		7,818,800	11,098,850	16,913,500	18,150,000	19,248,000	73,229,150	
<b>Funding Total</b>		<b>\$7,818,800</b>	<b>\$11,098,850</b>	<b>\$16,913,500</b>	<b>\$18,150,000</b>	<b>\$19,248,000</b>	<b>\$73,229,150</b>	
<b>WS85500280 ON-CALL INSPECTION SERVICES</b>							<b>Function: Water Mains</b>	
Provide inspection services for water facilities constructed by developers.							<b>Strategic Plan: Infrastructure</b>	
							<b>District: Citywide</b>	
Design		-	-	-	675,000	695,000	1,370,000	
<b>Project Total</b>		<b>-</b>	<b>-</b>	<b>-</b>	<b>\$675,000</b>	<b>\$695,000</b>	<b>\$1,370,000</b>	
Water Revenues		-	-	-	675,000	695,000	1,370,000	
<b>Funding Total</b>		<b>-</b>	<b>-</b>	<b>-</b>	<b>\$675,000</b>	<b>\$695,000</b>	<b>\$1,370,000</b>	
<b>WS85500320 VALVE ASSESSMENT PROJECT</b>							<b>Function: Water Mains</b>	
Construct, repair and replace valves and conduct routine maintenance.							<b>Strategic Plan: Infrastructure</b>	
							<b>District: Citywide</b>	
Other		60,000	59,000	64,200	59,000	59,000	301,200	
Construction		470,000	470,000	1,395,000	-	-	2,335,000	
<b>Project Total</b>		<b>\$530,000</b>	<b>\$529,000</b>	<b>\$1,459,200</b>	<b>\$59,000</b>	<b>\$59,000</b>	<b>\$2,636,200</b>	
Water Revenues		530,000	529,000	1,459,200	59,000	59,000	2,636,200	
<b>Funding Total</b>		<b>\$530,000</b>	<b>\$529,000</b>	<b>\$1,459,200</b>	<b>\$59,000</b>	<b>\$59,000</b>	<b>\$2,636,200</b>	







2014-2019 CAPITAL IMPROVEMENT PROGRAM

**Water**

<b>Project No.</b>	<b>Project Title</b>	<b>2014-15</b>	<b>2015-16</b>	<b>2016-17</b>	<b>2017-18</b>	<b>2018-19</b>	<b>Total</b>
<b>WS85500384</b>	<b>WATER MAIN: AREA BOUNDED BY DURANGO STREET - BUCKEYE ROAD AND 12TH STREET - 16TH STREET</b>						
							<b>Function: Water Mains</b>
	Construct 3,270 linear feet of new mains, install 12 fire hydrants and relocate 34 water meter at Durango Street to Buckeye Road and 12th Street to 16th Street.						<b>Strategic Plan: Infrastructure</b>
							<b>District: 8</b>
Other		113,900	-	-	-	-	113,900
Construction		580,622	-	-	-	-	580,622
<b>Project Total</b>		<b>\$694,522</b>	<b>-</b>	<b>-</b>	<b>-</b>	<b>-</b>	<b>\$694,522</b>
Water Revenues		694,522	-	-	-	-	694,522
<b>Funding Total</b>		<b>\$694,522</b>	<b>-</b>	<b>-</b>	<b>-</b>	<b>-</b>	<b>\$694,522</b>
<b>WS85500385</b>	<b>SOUTHWEST ZONE 1 TRANSMISSION MAINS</b>						
							<b>Function: Water Mains</b>
	Complete construction of 36,650 linear feet of water main from 91st Avenue and Camelback Road to Campbell Avenue, Camelback Road and 67th Avenue to 91st Avenue, Buckeye Road and 35th Avenue to 67th Avenue.						<b>Strategic Plan: Infrastructure</b>
							<b>District: 5 &amp; 7</b>
Other		110,000	-	-	-	-	110,000
Construction		2,665,000	-	-	-	-	2,665,000
<b>Project Total</b>		<b>\$2,775,000</b>	<b>-</b>	<b>-</b>	<b>-</b>	<b>-</b>	<b>\$2,775,000</b>
Water Revenues		2,775,000	-	-	-	-	2,775,000
<b>Funding Total</b>		<b>\$2,775,000</b>	<b>-</b>	<b>-</b>	<b>-</b>	<b>-</b>	<b>\$2,775,000</b>
<b>WS85500386</b>	<b>WATER MAIN REPLACEMENT SMALL PROJECTS</b>						
							<b>Function: Water Mains</b>
	Construct water main replacement including new mains, fire hydrants, taps and on-site plumbing done on an emergency basis through the Water Main Replacement Program.						<b>Strategic Plan: Infrastructure</b>
							<b>District: Citywide</b>
Other		85,000	-	-	-	-	85,000
Construction		925,000	650,000	650,000	650,000	650,000	3,525,000
<b>Project Total</b>		<b>\$1,010,000</b>	<b>\$650,000</b>	<b>\$650,000</b>	<b>\$650,000</b>	<b>\$650,000</b>	<b>\$3,610,000</b>
Water Revenues		785,000	650,000	650,000	650,000	650,000	3,385,000
Downtown Community Reinvestment Fund		225,000	-	-	-	-	225,000
<b>Funding Total</b>		<b>\$1,010,000</b>	<b>\$650,000</b>	<b>\$650,000</b>	<b>\$650,000</b>	<b>\$650,000</b>	<b>\$3,610,000</b>
<b>WS85500388</b>	<b>GARFIELD INFRASTRUCTURE IMPROVEMENTS</b>						
							<b>Function: Water Mains</b>
	Construct 76,160 linear feet of new water mains and install new fire hydrants in the Garfield Neighborhood.						<b>Strategic Plan: Infrastructure</b>
							<b>District: 7 &amp; 8</b>
Other		842,533	576,424	-	-	-	1,418,957
Construction		4,662,407	2,212,684	-	-	-	6,875,091
<b>Project Total</b>		<b>\$5,504,940</b>	<b>\$2,789,108</b>	<b>-</b>	<b>-</b>	<b>-</b>	<b>\$8,294,048</b>
Water Revenues		5,504,940	2,789,108	-	-	-	8,294,048
<b>Funding Total</b>		<b>\$5,504,940</b>	<b>\$2,789,108</b>	<b>-</b>	<b>-</b>	<b>-</b>	<b>\$8,294,048</b>

2014-2019 CAPITAL IMPROVEMENT PROGRAM

**Water**

<i>Project No.</i>	<i>Project Title</i>	<i>2014-15</i>	<i>2015-16</i>	<i>2016-17</i>	<i>2017-18</i>	<i>2018-19</i>	<i>Total</i>	
<b>WS85500390 FIRE HYDRANT INSTALLATIONS</b>							<b>Function: Water Mains</b>	
Install new and replace fire hydrants.							<b>Strategic Plan: Infrastructure</b>	
							<b>District: Citywide</b>	
Other		460,000	450,000	450,000	450,000	450,000	2,260,000	
Equipment		500,000	500,000	500,000	500,000	500,000	2,500,000	
Design		1,200,000	600,000	600,000	600,000	600,000	3,600,000	
Construction		1,500,000	1,300,000	1,300,000	1,300,000	1,300,000	6,700,000	
<b>Project Total</b>		<b>\$3,660,000</b>	<b>\$2,850,000</b>	<b>\$2,850,000</b>	<b>\$2,850,000</b>	<b>\$2,850,000</b>	<b>\$15,060,000</b>	
Water Revenues		3,660,000	2,850,000	2,850,000	2,850,000	2,850,000	15,060,000	
<b>Funding Total</b>		<b>\$3,660,000</b>	<b>\$2,850,000</b>	<b>\$2,850,000</b>	<b>\$2,850,000</b>	<b>\$2,850,000</b>	<b>\$15,060,000</b>	
<b>WS85500395 WATER MAIN DESIGN AND RELOCATION</b>							<b>Function: Water Mains</b>	
Design and relocate water mains in conjunction with other city departments or outside agency projects.							<b>Strategic Plan: Infrastructure</b>	
							<b>District: Citywide</b>	
Other		280,000	280,000	280,000	280,000	280,000	1,400,000	
Equipment		250,000	250,000	250,000	250,000	250,000	1,250,000	
Design		50,000	50,000	50,000	50,000	50,000	250,000	
Construction		100,000	100,000	100,000	100,000	100,000	500,000	
<b>Project Total</b>		<b>\$680,000</b>	<b>\$680,000</b>	<b>\$680,000</b>	<b>\$680,000</b>	<b>\$680,000</b>	<b>\$3,400,000</b>	
Water Revenues		680,000	680,000	680,000	680,000	680,000	3,400,000	
<b>Funding Total</b>		<b>\$680,000</b>	<b>\$680,000</b>	<b>\$680,000</b>	<b>\$680,000</b>	<b>\$680,000</b>	<b>\$3,400,000</b>	
<b>WS85500400 VALVE AND DEBRIS CAP INSTALLATION</b>							<b>Function: Water Mains</b>	
Purchase and install valves and debris caps for projects completed by other departments or agencies.							<b>Strategic Plan: Infrastructure</b>	
							<b>District: Citywide</b>	
Other		320,000	320,000	320,000	320,000	320,000	1,600,000	
Equipment		920,000	920,000	920,000	920,000	920,000	4,600,000	
Construction		200,000	200,000	200,000	200,000	200,000	1,000,000	
<b>Project Total</b>		<b>\$1,440,000</b>	<b>\$1,440,000</b>	<b>\$1,440,000</b>	<b>\$1,440,000</b>	<b>\$1,440,000</b>	<b>\$7,200,000</b>	
Water Revenues		1,440,000	1,440,000	1,440,000	1,440,000	1,440,000	7,200,000	
<b>Funding Total</b>		<b>\$1,440,000</b>	<b>\$1,440,000</b>	<b>\$1,440,000</b>	<b>\$1,440,000</b>	<b>\$1,440,000</b>	<b>\$7,200,000</b>	
<b>WS85500406 MUMMY MOUNTAIN WATER MAIN REPLACEMENT</b>							<b>Function: Water Mains</b>	
Complete 3,600 feet of existing 2-inch galvanized water main with new 3-inch pipe in the Town of Paradise Valley, north of Lincoln Drive to Invergordon Lane.							<b>Strategic Plan: Infrastructure</b>	
							<b>District: Citywide</b>	
Other		30,000	-	-	-	-	30,000	
<b>Project Total</b>		<b>\$30,000</b>	<b>-</b>	<b>-</b>	<b>-</b>	<b>-</b>	<b>\$30,000</b>	
Water Revenues		30,000	-	-	-	-	30,000	
<b>Funding Total</b>		<b>\$30,000</b>	<b>-</b>	<b>-</b>	<b>-</b>	<b>-</b>	<b>\$30,000</b>	

2014-2019 CAPITAL IMPROVEMENT PROGRAM

**Water**

<b>Project No.</b>	<b>Project Title</b>	<b>2014-15</b>	<b>2015-16</b>	<b>2016-17</b>	<b>2017-18</b>	<b>2018-19</b>	<b>Total</b>
<b>WS85500410</b>	<b>WATER MAIN: 24-INCH ZONE 6A</b>						
	Design and construct 6,100 linear feet of 24-inch water main in Deer Valley Road between 64th Street and 56th Street.						
							<b>District: 2</b>
							<b>Function: Water Mains</b>
							<b>Strategic Plan: Infrastructure</b>
Other		25,000	85,000	-	-	-	110,000
Design		400,000	-	-	-	-	400,000
Construction		-	1,617,000	-	-	-	1,617,000
<b>Project Total</b>		<b>\$425,000</b>	<b>\$1,702,000</b>	<b>-</b>	<b>-</b>	<b>-</b>	<b>\$2,127,000</b>
Impact Fee - Water, Northern		425,000	1,702,000	-	-	-	2,127,000
<b>Funding Total</b>		<b>\$425,000</b>	<b>\$1,702,000</b>	<b>-</b>	<b>-</b>	<b>-</b>	<b>\$2,127,000</b>
<b>WS85500413</b>	<b>WATER MAIN: 16-INCH ZONE 5E</b>						
	Design 6,600 linear feet of 16-inch water main in Cave Creek Road, southwest to Pinnacle Peak Road and east to 32nd Street.						
							<b>District: 2</b>
							<b>Function: Water Mains</b>
							<b>Strategic Plan: Infrastructure</b>
Other		-	-	-	-	30,000	30,000
Design		-	-	-	-	368,000	368,000
<b>Project Total</b>		<b>-</b>	<b>-</b>	<b>-</b>	<b>-</b>	<b>\$398,000</b>	<b>\$398,000</b>
Impact Fee - Water, Northern		-	-	-	-	398,000	398,000
<b>Funding Total</b>		<b>-</b>	<b>-</b>	<b>-</b>	<b>-</b>	<b>\$398,000</b>	<b>\$398,000</b>
<b>WS85500414</b>	<b>WATER MAIN: 24-INCH ZONE 6A</b>						
	Design and construct 10,400 linear feet of 24-inch water main in 64th Street between Pinnacle Peak Road and Deer Valley Road.						
							<b>District: 2</b>
							<b>Function: Water Mains</b>
							<b>Strategic Plan: Infrastructure</b>
Other		-	-	-	35,000	145,000	180,000
Design		-	-	-	690,000	-	690,000
Construction		-	-	-	-	2,757,000	2,757,000
<b>Project Total</b>		<b>-</b>	<b>-</b>	<b>-</b>	<b>\$725,000</b>	<b>\$2,902,000</b>	<b>\$3,627,000</b>
Impact Fee - Water, Northern		-	-	-	725,000	2,902,000	3,627,000
<b>Funding Total</b>		<b>-</b>	<b>-</b>	<b>-</b>	<b>\$725,000</b>	<b>\$2,902,000</b>	<b>\$3,627,000</b>
<b>WS85500416</b>	<b>WEST ANTHEM WATER INFRASTRUCTURE IMPROVEMENTS</b>						
	Construct 7,300 Linear Feet of 20-inch water main from an existing 36" stub on the west side of I-17 northwest to existing booster station 8CP-B1.						
							<b>District: 1</b>
							<b>Function: Water Mains</b>
							<b>Strategic Plan: Infrastructure</b>
Other		55,000	120,000	-	-	-	175,000
Design		481,000	-	-	-	-	481,000
Construction		133,200	1,888,000	-	-	-	2,021,200
<b>Project Total</b>		<b>\$669,200</b>	<b>\$2,008,000</b>	<b>-</b>	<b>-</b>	<b>-</b>	<b>\$2,677,200</b>
Water Revenues		669,200	2,008,000	-	-	-	2,677,200
<b>Funding Total</b>		<b>\$669,200</b>	<b>\$2,008,000</b>	<b>-</b>	<b>-</b>	<b>-</b>	<b>\$2,677,200</b>

2014-2019 CAPITAL IMPROVEMENT PROGRAM

**Water**

<i>Project No.</i>	<i>Project Title</i>	<i>2014-15</i>	<i>2015-16</i>	<i>2016-17</i>	<i>2017-18</i>	<i>2018-19</i>	<i>Total</i>
<b>WS85500418</b>	<b>WATER MAIN: 24-INCH ZONE 4A, 5H AND 5G</b>						
	Design and construct 10,700 linear feet of 24-inch water main in 30th Street between Shea Boulevard and Thunderbird Road.						
							<b>Function: Water Mains</b>
							<b>Strategic Plan: Infrastructure</b>
							<b>District: 3</b>
Other		-	-	-	40,000	200,000	240,000
Design		-	-	-	400,000	-	400,000
Construction		-	-	-	-	4,400,000	4,400,000
<b>Project Total</b>		<b>-</b>	<b>-</b>	<b>-</b>	<b>\$440,000</b>	<b>\$4,600,000</b>	<b>\$5,040,000</b>
Water Revenues		-	-	-	440,000	4,600,000	5,040,000
<b>Funding Total</b>		<b>-</b>	<b>-</b>	<b>-</b>	<b>\$440,000</b>	<b>\$4,600,000</b>	<b>\$5,040,000</b>
<b>WS85500419</b>	<b>WATER MAIN: 16-INCH ZONE 6B</b>						
	Design and construct 4,000 linear feet of 16-inch water main in Dove Valley Road between 15th Avenue and Central Avenue.						
							<b>Function: Water Mains</b>
							<b>Strategic Plan: Infrastructure</b>
							<b>District: 2</b>
Other		-	25,000	35,000	-	-	60,000
Design		-	216,000	-	-	-	216,000
Construction		-	-	929,000	-	-	929,000
<b>Project Total</b>		<b>-</b>	<b>\$241,000</b>	<b>\$964,000</b>	<b>-</b>	<b>-</b>	<b>\$1,205,000</b>
Impact Fee - Water, Northern		-	241,000	964,000	-	-	1,205,000
<b>Funding Total</b>		<b>-</b>	<b>\$241,000</b>	<b>\$964,000</b>	<b>-</b>	<b>-</b>	<b>\$1,205,000</b>
<b>WS85500420</b>	<b>WATER MAIN: 16-INCH ZONE 6A</b>						
	Design 8,700 linear feet of 16-inch water main in Cave Creek Road between Happy Valley Road and Pinnacle Peak Road, then east in Pinnacle Peak Road to 40th Street.						
							<b>Function: Water Mains</b>
							<b>Strategic Plan: Infrastructure</b>
							<b>District: 2</b>
Other		-	-	-	-	30,000	30,000
Design		-	-	-	-	494,000	494,000
<b>Project Total</b>		<b>-</b>	<b>-</b>	<b>-</b>	<b>-</b>	<b>\$524,000</b>	<b>\$524,000</b>
Impact Fee - Water, Northern		-	-	-	-	524,000	524,000
<b>Funding Total</b>		<b>-</b>	<b>-</b>	<b>-</b>	<b>-</b>	<b>\$524,000</b>	<b>\$524,000</b>
<b>WS85500422</b>	<b>SCENARIO 6 TRANSMISSION MAIN IMPROVEMENTS</b>						
	Design and construct 3,400 linear foot of 42-inch water transmission main at Cortez Park (QS 27-21).						
							<b>Function: Water Mains</b>
							<b>Strategic Plan: Infrastructure</b>
							<b>District: 1</b>
Other		175,200	10,000	-	-	-	185,200
Design		204,000	-	-	-	-	204,000
Construction		3,400,000	-	-	-	-	3,400,000
<b>Project Total</b>		<b>\$3,779,200</b>	<b>\$10,000</b>	<b>-</b>	<b>-</b>	<b>-</b>	<b>\$3,789,200</b>
Water Revenues		3,779,200	10,000	-	-	-	3,789,200
<b>Funding Total</b>		<b>\$3,779,200</b>	<b>\$10,000</b>	<b>-</b>	<b>-</b>	<b>-</b>	<b>\$3,789,200</b>

2014-2019 CAPITAL IMPROVEMENT PROGRAM

**Water**

<b>Project No.</b>	<b>Project Title</b>	<b>2014-15</b>	<b>2015-16</b>	<b>2016-17</b>	<b>2017-18</b>	<b>2018-19</b>	<b>Total</b>
<b>WS85500423</b>	<b>SCENARIO 16A TRANSMISSION MAIN REHABILITATION</b>						
							<b>Function: Water Mains</b>
	Design and construct 8,500 linear foot of 60-inch water main from Booster Station 1B-3 to Superior Avenue at 40th Street and 1,500 linear foot from 36th Street at Elwood under I -10 to Wood Street.						<b>Strategic Plan: Infrastructure</b>
							<b>District: 8</b>
Other		10,000	175,200	10,000	-	-	195,200
Design		-	492,000	-	-	-	492,000
Construction		-	8,200,000	-	-	-	8,200,000
<b>Project Total</b>		<b>\$10,000</b>	<b>\$8,867,200</b>	<b>\$10,000</b>	<b>-</b>	<b>-</b>	<b>\$8,887,200</b>
Water Revenues		10,000	8,867,200	10,000	-	-	8,887,200
<b>Funding Total</b>		<b>\$10,000</b>	<b>\$8,867,200</b>	<b>\$10,000</b>	<b>-</b>	<b>-</b>	<b>\$8,887,200</b>
<b>WS85501000</b>	<b>WATER SERVICES</b>						
							<b>Function: Water Mains</b>
	Staff time and materials to install new services and meters.						<b>Strategic Plan: Infrastructure</b>
							<b>District: Citywide</b>
Other		950,000	1,050,000	1,150,000	1,250,000	1,350,000	5,750,000
Equipment		950,000	1,050,000	1,150,000	1,250,000	1,350,000	5,750,000
<b>Project Total</b>		<b>\$1,900,000</b>	<b>\$2,100,000</b>	<b>\$2,300,000</b>	<b>\$2,500,000</b>	<b>\$2,700,000</b>	<b>\$11,500,000</b>
Water Revenues		1,900,000	2,100,000	2,300,000	2,500,000	2,700,000	11,500,000
<b>Funding Total</b>		<b>\$1,900,000</b>	<b>\$2,100,000</b>	<b>\$2,300,000</b>	<b>\$2,500,000</b>	<b>\$2,700,000</b>	<b>\$11,500,000</b>
<b>WS85502000</b>	<b>WATER SERVICES - RELOCATE/EXTEND</b>						
							<b>Function: Water Mains</b>
	Extend or relocate existing water services due to CIP projects, other agency projects or customer requests.						<b>Strategic Plan: Infrastructure</b>
							<b>District: Citywide</b>
Other		125,000	125,000	125,000	125,000	125,000	625,000
Equipment		125,000	125,000	125,000	125,000	125,000	625,000
Construction		100,000	100,000	100,000	100,000	100,000	500,000
<b>Project Total</b>		<b>\$350,000</b>	<b>\$350,000</b>	<b>\$350,000</b>	<b>\$350,000</b>	<b>\$350,000</b>	<b>\$1,750,000</b>
Water Revenues		350,000	350,000	350,000	350,000	350,000	1,750,000
<b>Funding Total</b>		<b>\$350,000</b>	<b>\$350,000</b>	<b>\$350,000</b>	<b>\$350,000</b>	<b>\$350,000</b>	<b>\$1,750,000</b>
<b>WS85509000</b>	<b>WATER MAIN: AREA BOUNDED BY CAMELBACK RD TO MISSOURI AVE / 16TH ST TO 20TH ST</b>						
							<b>Function: Water Mains</b>
	Design and construct 8,920 linear feet of water mains, relocate 6 meters and install 35 fire hydrants.						<b>Strategic Plan: Infrastructure</b>
							<b>District: 6</b>
Other		-	291,600	-	-	-	291,600
Construction		-	1,418,593	-	-	-	1,418,593
<b>Project Total</b>		<b>-</b>	<b>\$1,710,193</b>	<b>-</b>	<b>-</b>	<b>-</b>	<b>\$1,710,193</b>
Water Revenues		-	1,710,193	-	-	-	1,710,193
<b>Funding Total</b>		<b>-</b>	<b>\$1,710,193</b>	<b>-</b>	<b>-</b>	<b>-</b>	<b>\$1,710,193</b>

2014-2019 CAPITAL IMPROVEMENT PROGRAM

**Water**

<i>Project No.</i>	<i>Project Title</i>	<i>2014-15</i>	<i>2015-16</i>	<i>2016-17</i>	<i>2017-18</i>	<i>2018-19</i>	<i>Total</i>
<b>WS85509001</b>	<b>WATER MAIN: AREA BOUNDED BY MARICOPA FREEWAY TO BUCKEYE ROAD / 7TH AVENUE TO CENTRAL AVENUE</b>						
							<b>Function: Water Mains</b>
	Design and construct 20,960 linear feet of water mains and install 32 fire hydrants.						<b>Strategic Plan: Infrastructure</b>
							<b>District: 8</b>
Other		580,100	-	-	-	-	580,100
Construction		3,304,906	-	-	-	-	3,304,906
<b>Project Total</b>		<b>\$3,885,006</b>	<b>-</b>	<b>-</b>	<b>-</b>	<b>-</b>	<b>\$3,885,006</b>
Water Revenues		3,885,006	-	-	-	-	3,885,006
<b>Funding Total</b>		<b>\$3,885,006</b>	<b>-</b>	<b>-</b>	<b>-</b>	<b>-</b>	<b>\$3,885,006</b>
<b>WS85509002</b>	<b>WATER MAIN: AREA BOUNDED BY MOUNTAIN VIEW ROAD TO PEORIA AVENUE / 15TH AVENUE TO 7TH AVENUE</b>						
							<b>Function: Water Mains</b>
	Design and construct 18,810 linear feet of water mains, relocate 140 meters and install 40 fire hydrants.						<b>Strategic Plan: Infrastructure</b>
							<b>District: 3</b>
Other		-	158,300	614,200	-	-	772,500
Design		-	430,000	-	-	-	430,000
Construction		-	-	3,245,925	-	-	3,245,925
<b>Project Total</b>		<b>-</b>	<b>\$588,300</b>	<b>\$3,860,125</b>	<b>-</b>	<b>-</b>	<b>\$4,448,425</b>
Water Revenues		-	588,300	3,860,125	-	-	4,448,425
<b>Funding Total</b>		<b>-</b>	<b>\$588,300</b>	<b>\$3,860,125</b>	<b>-</b>	<b>-</b>	<b>\$4,448,425</b>
<b>WS85509003</b>	<b>WATER MAIN: AREA BOUNDED BY HARRISON STREET TO VAN BUREN STREET / 31ST AVENUE TO 27TH AVENUE</b>						
							<b>Function: Water Mains</b>
	Design and construct 20,840 linear feet of water mains, relocate 359 meters and install 34 fire hydrants.						<b>Strategic Plan: Infrastructure</b>
							<b>District: 4</b>
Other		69,000	679,200	-	-	-	748,200
Design		350,000	-	-	-	-	350,000
Construction		-	4,036,006	-	-	-	4,036,006
<b>Project Total</b>		<b>\$419,000</b>	<b>\$4,715,206</b>	<b>-</b>	<b>-</b>	<b>-</b>	<b>\$5,134,206</b>
Water Revenues		419,000	4,715,206	-	-	-	5,134,206
<b>Funding Total</b>		<b>\$419,000</b>	<b>\$4,715,206</b>	<b>-</b>	<b>-</b>	<b>-</b>	<b>\$5,134,206</b>
<b>WS85509004</b>	<b>WATER MAIN: AREA BOUNDED BY ROESER ROAD TO BROADWAY ROAD / 19TH AVENUE TO 15TH AVENUE</b>						
							<b>Function: Water Mains</b>
	Design and construct 16,850 linear feet of water mains, relocate 478 meters and install 24 fire hydrants.						<b>Strategic Plan: Infrastructure</b>
							<b>District: 7</b>
Other		124,500	551,100	-	-	-	675,600
Design		280,000	-	-	-	-	280,000
Construction		-	3,656,879	-	-	-	3,656,879
<b>Project Total</b>		<b>\$404,500</b>	<b>\$4,207,979</b>	<b>-</b>	<b>-</b>	<b>-</b>	<b>\$4,612,479</b>
Water Revenues		404,500	4,207,979	-	-	-	4,612,479
<b>Funding Total</b>		<b>\$404,500</b>	<b>\$4,207,979</b>	<b>-</b>	<b>-</b>	<b>-</b>	<b>\$4,612,479</b>

2014-2019 CAPITAL IMPROVEMENT PROGRAM

**Water**

<i>Project No.</i>	<i>Project Title</i>	<i>2014-15</i>	<i>2015-16</i>	<i>2016-17</i>	<i>2017-18</i>	<i>2018-19</i>	<i>Total</i>
<b>WS85509005</b>	<b>WATER MAIN: AREA BOUNDED BY MISSOURI AVENUE TO BETHANY HOME ROAD / 20TH STREET TO 24TH STREET</b>						
							<b>Function: Water Mains</b>
	Design and construct 13,590 linear feet of water mains and install 18 fire hydrants.						<b>Strategic Plan: Infrastructure</b>
							<b>District: 6</b>
Other		407,100	-	-	-	-	407,100
Construction		2,142,791	-	-	-	-	2,142,791
<b>Project Total</b>		<b>\$2,549,891</b>	<b>-</b>	<b>-</b>	<b>-</b>	<b>-</b>	<b>\$2,549,891</b>
Water Revenues		2,549,891	-	-	-	-	2,549,891
<b>Funding Total</b>		<b>\$2,549,891</b>	<b>-</b>	<b>-</b>	<b>-</b>	<b>-</b>	<b>\$2,549,891</b>
<b>WS85509006</b>	<b>WATER MAIN: AREA BOUNDED BY LOWER BUCKEYE ROAD TO MARICOPA FREEWAY / 7TH AVENUE TO CENTRAL AVENUE</b>						
							<b>Function: Water Mains</b>
	Design and construct 4,310 linear feet of water mains, relocate 16 meters and install 9 fire hydrants.						<b>Strategic Plan: Infrastructure</b>
							<b>District: 8</b>
Other		-	66,000	143,600	-	-	209,600
Design		-	70,000	-	-	-	70,000
Construction		-	-	711,595	-	-	711,595
<b>Project Total</b>		<b>-</b>	<b>\$136,000</b>	<b>\$855,195</b>	<b>-</b>	<b>-</b>	<b>\$991,195</b>
Water Revenues		-	136,000	855,195	-	-	991,195
<b>Funding Total</b>		<b>-</b>	<b>\$136,000</b>	<b>\$855,195</b>	<b>-</b>	<b>-</b>	<b>\$991,195</b>
<b>WS85509007</b>	<b>WATER MAIN: AREA BOUNDED BY MCDOWELL ROAD TO OAK STREET / 16TH STREET TO 20TH STREET</b>						
							<b>Function: Water Mains</b>
	Design and construct 21,640 linear feet of water mains, relocate 119 meters and install 25 fire hydrants.						<b>Strategic Plan: Infrastructure</b>
							<b>District: 7</b>
Other		153,000	704,800	-	-	-	857,800
Design		245,000	-	-	-	-	245,000
Construction		-	3,652,078	-	-	-	3,652,078
<b>Project Total</b>		<b>\$398,000</b>	<b>\$4,356,878</b>	<b>-</b>	<b>-</b>	<b>-</b>	<b>\$4,754,878</b>
Water Revenues		398,000	4,356,878	-	-	-	4,754,878
<b>Funding Total</b>		<b>\$398,000</b>	<b>\$4,356,878</b>	<b>-</b>	<b>-</b>	<b>-</b>	<b>\$4,754,878</b>
<b>WS85509008</b>	<b>WATER MAIN: AREA BOUNDED BY MOUNTAIN VIEW ROAD TO SHEA BOULEVARD / 32ND STREET TO 36TH STREET</b>						
							<b>Function: Water Mains</b>
	Design and construct 10,400 linear feet of water mains, relocate 188 meters and install 16 fire hydrants.						<b>Strategic Plan: Infrastructure</b>
							<b>District: 3</b>
Other		68,000	339,100	-	-	-	407,100
Design		140,000	-	-	-	-	140,000
Construction		-	2,019,736	-	-	-	2,019,736
<b>Project Total</b>		<b>\$208,000</b>	<b>\$2,358,836</b>	<b>-</b>	<b>-</b>	<b>-</b>	<b>\$2,566,836</b>
Water Revenues		208,000	2,358,836	-	-	-	2,566,836
<b>Funding Total</b>		<b>\$208,000</b>	<b>\$2,358,836</b>	<b>-</b>	<b>-</b>	<b>-</b>	<b>\$2,566,836</b>

2014-2019 CAPITAL IMPROVEMENT PROGRAM

**Water**

<i>Project No.</i>	<i>Project Title</i>	<i>2014-15</i>	<i>2015-16</i>	<i>2016-17</i>	<i>2017-18</i>	<i>2018-19</i>	<i>Total</i>
<b>WS85509009</b>	<b>WATER MAIN: AREA BOUNDED BY SOUTHERN AVENUE TO ROESER ROAD / 15TH AVENUE TO 7TH AVENUE</b>						
							<b>Function: Water Mains</b>
	Design and construct 14,120 linear feet of water mains, relocate 208 meters and install 27 fire hydrants.						<b>Strategic Plan: Infrastructure</b>
							<b>District: 7</b>
Other		-	158,000	458,500	-	-	616,500
Design		-	200,000	-	-	-	200,000
Construction		-	-	2,646,361	-	-	2,646,361
<b>Project Total</b>		-	<b>\$358,000</b>	<b>\$3,104,861</b>	-	-	<b>\$3,462,861</b>
Water Revenues		-	358,000	3,104,861	-	-	3,462,861
<b>Funding Total</b>		-	<b>\$358,000</b>	<b>\$3,104,861</b>	-	-	<b>\$3,462,861</b>
<b>WS85509010</b>	<b>WATER MAIN: AREA BOUNDED BY THOMAS ROAD TO OSBORN ROAD/24TH STREET TO 28TH STREET</b>						
							<b>Function: Water Mains</b>
	Design and construct 17,120 linear feet of water mains, relocate 45 meters and install 31 fire hydrants.						<b>Strategic Plan: Infrastructure</b>
							<b>District: 8</b>
Other		-	173,000	559,800	-	-	732,800
Design		-	250,000	-	-	-	250,000
Construction		-	-	2,799,381	-	-	2,799,381
<b>Project Total</b>		-	<b>\$423,000</b>	<b>\$3,359,181</b>	-	-	<b>\$3,782,181</b>
Water Revenues		-	423,000	3,359,181	-	-	3,782,181
<b>Funding Total</b>		-	<b>\$423,000</b>	<b>\$3,359,181</b>	-	-	<b>\$3,782,181</b>
<b>WS85509011</b>	<b>WATER MAIN: AREA BOUNDED BY GLENDALE AVENUE TO ORANGEWOOD AVENUE / 12TH STREET TO 16TH STREET</b>						
							<b>Function: Water Mains</b>
	Design and construct 10,440 linear feet of water mains, relocate 21 meters and install 35 fire hydrants.						<b>Strategic Plan: Infrastructure</b>
							<b>District: 6</b>
Other		-	136,000	340,400	-	-	476,400
Design		-	160,000	-	-	-	160,000
Construction		-	-	1,691,170	-	-	1,691,170
<b>Project Total</b>		-	<b>\$296,000</b>	<b>\$2,031,570</b>	-	-	<b>\$2,327,570</b>
Water Revenues		-	296,000	2,031,570	-	-	2,327,570
<b>Funding Total</b>		-	<b>\$296,000</b>	<b>\$2,031,570</b>	-	-	<b>\$2,327,570</b>
<b>WS85509012</b>	<b>WATER MAIN: AREA BOUNDED BY HARRISON STREET TO VAN BUREN STREET/12TH STREET TO 16TH STREET</b>						
							<b>Function: Water Mains</b>
	Design and construct 14,930 linear feet of water main and 16 fire hydrants (QS10-30).						<b>Strategic Plan: Infrastructure</b>
							<b>District: 8</b>
Other		-	-	50,000	500,000	-	550,000
Design		-	-	260,000	-	-	260,000
Construction		-	-	-	2,100,000	-	2,100,000
<b>Project Total</b>		-	-	<b>\$310,000</b>	<b>\$2,600,000</b>	-	<b>\$2,910,000</b>
Water Revenues		-	-	310,000	2,600,000	-	2,910,000
<b>Funding Total</b>		-	-	<b>\$310,000</b>	<b>\$2,600,000</b>	-	<b>\$2,910,000</b>

2014-2019 CAPITAL IMPROVEMENT PROGRAM

**Water**

<i>Project No.</i>	<i>Project Title</i>	<i>2014-15</i>	<i>2015-16</i>	<i>2016-17</i>	<i>2017-18</i>	<i>2018-19</i>	<i>Total</i>
<b>WS85509013</b>	<b>WATER MAIN: AREA BOUNDED BY MARYLAND AVENUE TO GLENDALE AVENUE/16TH STREET TO 20TH STREET</b>						
							<b>Function: Water Mains</b>
	Design and construct 11,460 linear feet of water main, 25 fire hydrants and 25 meter relocations (QS22-31).						<b>Strategic Plan: Infrastructure</b>
							<b>District: 6</b>
Other		-	-	50,000	468,000	-	518,000
Design		-	-	250,000	-	-	250,000
Construction		-	-	-	2,032,000	-	2,032,000
<b>Project Total</b>		-	-	<b>\$300,000</b>	<b>\$2,500,000</b>	-	<b>\$2,800,000</b>
Water Revenues		-	-	300,000	2,500,000	-	2,800,000
<b>Funding Total</b>		-	-	<b>\$300,000</b>	<b>\$2,500,000</b>	-	<b>\$2,800,000</b>
<b>WS85509014</b>	<b>WATER MAIN: AREA BOUNDED BY SOUTHERN AVENUE TO ROESER ROAD/7TH AVENUE TO CENTRAL AVENUE</b>						
							<b>Function: Water Mains</b>
	Design and construct 13,990 linear feet of water main, 19 fire hydrants and 137 meter relocations (QS3-27).						<b>Strategic Plan: Infrastructure</b>
							<b>District: 7</b>
Other		-	-	50,000	442,000	-	492,000
Design		-	-	240,000	-	-	240,000
Construction		-	-	-	1,958,000	-	1,958,000
<b>Project Total</b>		-	-	<b>\$290,000</b>	<b>\$2,400,000</b>	-	<b>\$2,690,000</b>
Water Revenues		-	-	290,000	2,400,000	-	2,690,000
<b>Funding Total</b>		-	-	<b>\$290,000</b>	<b>\$2,400,000</b>	-	<b>\$2,690,000</b>
<b>WS85509015</b>	<b>WATER MAIN: AREA BOUNDED BY CAMELBACK ROAD TO MISSOURI AVENUE/12TH STREET TO 16TH STREET</b>						
							<b>Function: Water Mains</b>
	Design and construction of 9,040 linear feet of water main, 10 fire hydrants and 154 meter relocations (QS19-30).						<b>Strategic Plan: Infrastructure</b>
							<b>District: 6</b>
Other		-	-	30,000	286,000	-	316,000
Design		-	-	150,000	-	-	150,000
Construction		-	-	-	1,214,000	-	1,214,000
<b>Project Total</b>		-	-	<b>\$180,000</b>	<b>\$1,500,000</b>	-	<b>\$1,680,000</b>
Water Revenues		-	-	180,000	1,500,000	-	1,680,000
<b>Funding Total</b>		-	-	<b>\$180,000</b>	<b>\$1,500,000</b>	-	<b>\$1,680,000</b>
<b>WS85509016</b>	<b>WATER MAIN: AREA BOUNDED BY BETHANY HOME ROAD TO MARYLAND AVENUE/7TH STREET TO 12TH STREET</b>						
							<b>Function: Water Mains</b>
	Design and construct 28,070 linear feet of water main and 52 fire hydrants (QS21-29).						<b>Strategic Plan: Infrastructure</b>
							<b>District: 6</b>
Other		-	-	100,000	1,343,100	-	1,443,100
Design		-	-	510,000	-	-	510,000
Construction		-	-	-	4,070,000	-	4,070,000
<b>Project Total</b>		-	-	<b>\$610,000</b>	<b>\$5,413,100</b>	-	<b>\$6,023,100</b>
Water Revenues		-	-	610,000	5,413,100	-	6,023,100
<b>Funding Total</b>		-	-	<b>\$610,000</b>	<b>\$5,413,100</b>	-	<b>\$6,023,100</b>

2014-2019 CAPITAL IMPROVEMENT PROGRAM

**Water**

<i>Project No.</i>	<i>Project Title</i>	<i>2014-15</i>	<i>2015-16</i>	<i>2016-17</i>	<i>2017-18</i>	<i>2018-19</i>	<i>Total</i>
<b>WS85509017</b>	<b>WATER MAIN: AREA BOUNDED BY DEER VALLEY ROAD TO WILLIAMS DRIVE/31ST AVENUE TO 27TH AVENUE</b>						
							<b>Function: Water Mains</b>
	Design and construct 6,900 linear feet of water main, 20 fire hydrants and 25 meter relocations (QS43-22).						<b>Strategic Plan: Infrastructure</b>
							<b>District: 1</b>
Other		-	-	40,000	312,000	-	352,000
Design		-	-	170,000	-	-	170,000
Construction		-	-	-	1,388,000	-	1,388,000
<b>Project Total</b>		-	-	<b>\$210,000</b>	<b>\$1,700,000</b>	-	<b>\$1,910,000</b>
Water Revenues		-	-	210,000	1,700,000	-	1,910,000
<b>Funding Total</b>		-	-	<b>\$210,000</b>	<b>\$1,700,000</b>	-	<b>\$1,910,000</b>
<b>WS85509018</b>	<b>WATER MAIN: AREA BOUNDED BY MARICOPA FREEWAY TO BUCKEYE ROAD/19TH AVENUE TO 15TH AVENUE</b>						
							<b>Function: Water Mains</b>
	Design and construct 24,100 linear feet of water main and 45 fire hydrants and 36 meter relocations (QS8-25).						<b>Strategic Plan: Infrastructure</b>
							<b>District: 8</b>
Other		-	-	110,000	1,040,000	-	1,150,000
Design		-	-	550,000	-	-	550,000
Construction		-	-	-	4,460,000	-	4,460,000
<b>Project Total</b>		-	-	<b>\$660,000</b>	<b>\$5,500,000</b>	-	<b>\$6,160,000</b>
Water Revenues		-	-	660,000	5,500,000	-	6,160,000
<b>Funding Total</b>		-	-	<b>\$660,000</b>	<b>\$5,500,000</b>	-	<b>\$6,160,000</b>
<b>WS85509019</b>	<b>WATER MAIN: AREA BOUNDED BY BROADWAY ROAD TO ELWOOD STREET/7TH STREET TO 12 STREET</b>						
							<b>Function: Water Mains</b>
	Design and construct 5,110 linear feet of water main and 24 fire hydrants (QS5-29).						<b>Strategic Plan: Infrastructure</b>
							<b>District: 8</b>
Other		-	-	30,000	260,000	-	290,000
Design		-	-	140,000	-	-	140,000
Construction		-	-	-	1,140,000	-	1,140,000
<b>Project Total</b>		-	-	<b>\$170,000</b>	<b>\$1,400,000</b>	-	<b>\$1,570,000</b>
Water Revenues		-	-	170,000	1,400,000	-	1,570,000
<b>Funding Total</b>		-	-	<b>\$170,000</b>	<b>\$1,400,000</b>	-	<b>\$1,570,000</b>
<b>WS85700060</b>	<b>TELEMETRY STUDY</b>						
							<b>Function: Water System Studies</b>
	Study and upgrade the Water Services Remote Telemetry and Control System. This project will study existing communication infrastructure and integrate these systems.						<b>Strategic Plan: Technology</b>
							<b>District: Citywide</b>
Other		-	300,000	-	-	-	300,000
Design		-	5,000,000	-	-	-	5,000,000
<b>Project Total</b>		-	<b>\$5,300,000</b>	-	-	-	<b>\$5,300,000</b>
Water Revenues		-	5,300,000	-	-	-	5,300,000
<b>Funding Total</b>		-	<b>\$5,300,000</b>	-	-	-	<b>\$5,300,000</b>

2014-2019 CAPITAL IMPROVEMENT PROGRAM

**Water**

<i>Project No.</i>	<i>Project Title</i>	<i>2014-15</i>	<i>2015-16</i>	<i>2016-17</i>	<i>2017-18</i>	<i>2018-19</i>	<i>Total</i>
<b>WS85010041</b>	<b>DRILL AND INSTALL WELL #299</b>						
	Complete construction of Well #299 at Cave Creek Road and Jomax Road.						
							<b>Function: Wells</b>
							<b>Strategic Plan: Infrastructure</b>
							<b>District: 2</b>
Other		10,000	-	-	-	-	10,000
<b>Project Total</b>		<b>\$10,000</b>	-	-	-	-	<b>\$10,000</b>
Water Revenues		10,000	-	-	-	-	10,000
<b>Funding Total</b>		<b>\$10,000</b>	-	-	-	-	<b>\$10,000</b>
<b>WS85010044</b>	<b>DRILL AND INSTALL WELL #281</b>						
	Complete construction of a new well to replace Well #281.						
	Estimated full-year ongoing operating costs: \$40,000						
							<b>Function: Wells</b>
							<b>Strategic Plan: Infrastructure</b>
							<b>District: 2</b>
Other		5,000	-	-	-	-	5,000
<b>Project Total</b>		<b>\$5,000</b>	-	-	-	-	<b>\$5,000</b>
Water Revenues		5,000	-	-	-	-	5,000
<b>Funding Total</b>		<b>\$5,000</b>	-	-	-	-	<b>\$5,000</b>
<b>WS85010045</b>	<b>SUPERBLOCK 8 WELL SITE</b>						
	Acquire land, design and construct a new well to supply Superblock 8 at southeast corner of 40th Street and Deer Valley Road.						
	Estimated full-year ongoing operating costs: \$40,000						
							<b>Function: Wells</b>
							<b>Strategic Plan: Infrastructure</b>
							<b>District: 2</b>
Other		-	95,000	-	-	-	95,000
Land Acquisition		-	175,000	-	-	-	175,000
Design		-	-	160,000	450,000	-	610,000
Construction		-	-	960,000	-	2,175,000	3,135,000
<b>Project Total</b>		-	<b>\$270,000</b>	<b>\$1,120,000</b>	<b>\$450,000</b>	<b>\$2,175,000</b>	<b>\$4,015,000</b>
Water Revenues		-	270,000	1,120,000	450,000	2,175,000	4,015,000
<b>Funding Total</b>		-	<b>\$270,000</b>	<b>\$1,120,000</b>	<b>\$450,000</b>	<b>\$2,175,000</b>	<b>\$4,015,000</b>
<b>WS85010048</b>	<b>CAVE CREEK WATER RECLAMATION PLANT ASR PILOT PROJECT</b>						
	Design and construct a 2.6 million gallon per day aquifer storage recovery well.						
	Estimated full-year ongoing operating costs: \$70,000						
							<b>Function: Wells</b>
							<b>Strategic Plan: Infrastructure</b>
							<b>District: 2</b>
Other		90,000	-	-	-	-	90,000
Design		-	-	1,700,000	1,750,000	1,700,000	5,150,000
<b>Project Total</b>		<b>\$90,000</b>	-	<b>\$1,700,000</b>	<b>\$1,750,000</b>	<b>\$1,700,000</b>	<b>\$5,240,000</b>
Water Resources Acquisition Fee		90,000	-	-	-	-	90,000
Water Development Occupational Fee		-	-	1,700,000	1,750,000	1,700,000	5,150,000
<b>Funding Total</b>		<b>\$90,000</b>	-	<b>\$1,700,000</b>	<b>\$1,750,000</b>	<b>\$1,700,000</b>	<b>\$5,240,000</b>
<b>WS85010049</b>	<b>WESTERN CANAL GROUNDWATER WELL TREATMENT</b>						
	Design groundwater well and build conveyance pipeline from the well field to the Western Canal Water Treatment Plant.						
							<b>Function: Wells</b>
							<b>Strategic Plan: Infrastructure</b>
							<b>District: 7</b>
Other		-	190,000	190,000	-	-	380,000
Design		-	260,000	270,000	2,000,000	4,000,000	6,530,000
Construction		-	3,060,000	3,740,000	-	-	6,800,000
<b>Project Total</b>		-	<b>\$3,510,000</b>	<b>\$4,200,000</b>	<b>\$2,000,000</b>	<b>\$4,000,000</b>	<b>\$13,710,000</b>
Water Revenues		-	3,510,000	-	-	-	3,510,000
Nonprofit Corporation Bonds - Water		-	-	4,200,000	2,000,000	4,000,000	10,200,000
<b>Funding Total</b>		-	<b>\$3,510,000</b>	<b>\$4,200,000</b>	<b>\$2,000,000</b>	<b>\$4,000,000</b>	<b>\$13,710,000</b>

2014-2019 CAPITAL IMPROVEMENT PROGRAM

**Water**

<i>Project No.</i>	<i>Project Title</i>	<i>2014-15</i>	<i>2015-16</i>	<i>2016-17</i>	<i>2017-18</i>	<i>2018-19</i>	<i>Total</i>	
<b>WS85010050 WELL ASSESSMENT PROGRAM</b>							<b>Function: Wells</b>	
Complete Phase II Groundwater Management Plan recommended a study to assess existing well sites to determine how wells could be better utilized in the future.							<b>Strategic Plan: Infrastructure</b>	
							<b>District: 2 &amp; 4</b>	
Other		50,000	-	-	-	-	50,000	
Design		600,000	-	-	-	-	600,000	
<b>Project Total</b>		<b>\$650,000</b>	-	-	-	-	<b>\$650,000</b>	
Water Revenues		650,000	-	-	-	-	650,000	
<b>Funding Total</b>		<b>\$650,000</b>	-	-	-	-	<b>\$650,000</b>	
<b>WS85010051 DRILL AND REPLACE WELL 278 (AQUIFER STORAGE RECOVERY)</b>							<b>Function: Wells</b>	
Drill, install and test Aquifer Storage Recovery (ASR) Well #278.							<b>Strategic Plan: Infrastructure</b>	
Estimated full-year ongoing operating costs: \$80,000							<b>District: 2</b>	
Other		60,000	-	-	-	-	60,000	
Design		-	450,000	-	-	-	450,000	
Construction		1,100,000	-	2,201,235	-	-	3,301,235	
<b>Project Total</b>		<b>\$1,160,000</b>	<b>\$450,000</b>	<b>\$2,201,235</b>	-	-	<b>\$3,811,235</b>	
Water Revenues		340,000	450,000	2,201,235	-	-	2,991,235	
Water Development Occupational Fee		820,000	-	-	-	-	820,000	
<b>Funding Total</b>		<b>\$1,160,000</b>	<b>\$450,000</b>	<b>\$2,201,235</b>	-	-	<b>\$3,811,235</b>	
<b>WS85010052 DEER VALLEY ASR WELL PROGRAM</b>							<b>Function: Wells</b>	
Drill, install and test 1 potable Aquifer Storage and Recover (ASR) well.							<b>Strategic Plan: Infrastructure</b>	
Estimated full-year ongoing operating costs: \$70,000							<b>District: 4</b>	
Other		52,950	-	-	-	-	52,950	
Design		812,625	-	-	-	-	812,625	
Construction		3,057,343	-	-	-	-	3,057,343	
<b>Project Total</b>		<b>\$3,922,918</b>	-	-	-	-	<b>\$3,922,918</b>	
Water Development Occupational Fee		3,922,918	-	-	-	-	3,922,918	
<b>Funding Total</b>		<b>\$3,922,918</b>	-	-	-	-	<b>\$3,922,918</b>	
<b>WS85010053 WELL SITE #287 UPGRADES ALONG CAVE CREEK ROAD</b>							<b>Function: Wells</b>	
Increase pumping capacity of non-potable and future potable water usage into the water distribution system.							<b>Strategic Plan: Infrastructure</b>	
							<b>District: 2</b>	
Other		45,000	-	-	70,000	40,000	155,000	
Land Acquisition		-	-	-	100,000	-	100,000	
Design		219,750	-	-	195,000	200,000	614,750	
Construction		1,718,450	-	-	-	1,300,000	3,018,450	
<b>Project Total</b>		<b>\$1,983,200</b>	-	-	<b>\$365,000</b>	<b>\$1,540,000</b>	<b>\$3,888,200</b>	
Water Revenues		-	-	-	-	540,000	540,000	
Water Development Occupational Fee		1,983,200	-	-	365,000	1,000,000	3,348,200	
<b>Funding Total</b>		<b>\$1,983,200</b>	-	-	<b>\$365,000</b>	<b>\$1,540,000</b>	<b>\$3,888,200</b>	

2014-2019 CAPITAL IMPROVEMENT PROGRAM

**Water**

<i>Project No.</i>	<i>Project Title</i>	<i>2014-15</i>	<i>2015-16</i>	<i>2016-17</i>	<i>2017-18</i>	<i>2018-19</i>	<i>Total</i>
<b>BIWAT20120 DEBT ISSUANCE COSTS - WATER BONDS</b>							
Debt issuance costs for Water bonds.							
							<b>Function: Debt</b>
							<b>Strategic Plan: Financial Excellence</b>
							<b>District: Citywide</b>
Other		500,000	-	-	-	-	500,000
<b>Project Total</b>		<b>\$500,000</b>	-	-	-	-	<b>\$500,000</b>
Nonprofit Corporation Bonds - Water		500,000	-	-	-	-	500,000
<b>Funding Total</b>		<b>\$500,000</b>	-	-	-	-	<b>\$500,000</b>
<b>AR84850010 GRAND CANAL 7TH AVENUE TO CENTRAL PERCENT FOR ART</b>							
Integrate art to improve trail connections and pedestrian amenities leading to the Light Rail stop on Central Avenue.							
							<b>Function: Percent for Art</b>
							<b>Strategic Plan: Neighborhoods and Livability</b>
							<b>District: 4</b>
Construction		4,985	100,000	-	-	-	104,985
<b>Project Total</b>		<b>\$4,985</b>	<b>\$100,000</b>	-	-	-	<b>\$104,985</b>
Nonprofit Corporation Bonds - Water		4,985	100,000	-	-	-	104,985
<b>Funding Total</b>		<b>\$4,985</b>	<b>\$100,000</b>	-	-	-	<b>\$104,985</b>
<b>AR84850012 CONNECTED OASIS PERCENT FOR ART</b>							
Develop plans and art projects for streetscapes, transit links and open spaces that help achieve the City's goal of a connected oasis downtown.							
							<b>Function: Percent for Art</b>
							<b>Strategic Plan: Neighborhoods and Livability</b>
							<b>District: 7 &amp; 8</b>
Study		36,026	-	-	-	-	36,026
<b>Project Total</b>		<b>\$36,026</b>	-	-	-	-	<b>\$36,026</b>
Nonprofit Corporation Bonds - Water		19,381	-	-	-	-	19,381
Nonprofit Corporation Bonds - Wastewater		16,645	-	-	-	-	16,645
<b>Funding Total</b>		<b>\$36,026</b>	-	-	-	-	<b>\$36,026</b>
<b>AR84850013 WATER PUBLIC ART PLAN PERCENT FOR ART</b>							
Develop a master plan for water-related public art projects citywide.							
							<b>Function: Percent for Art</b>
							<b>Strategic Plan: Neighborhoods and Livability</b>
							<b>District: Citywide</b>
Study		7,047	-	-	-	-	7,047
<b>Project Total</b>		<b>\$7,047</b>	-	-	-	-	<b>\$7,047</b>
Nonprofit Corporation Bonds - Wastewater		7,047	-	-	-	-	7,047
<b>Funding Total</b>		<b>\$7,047</b>	-	-	-	-	<b>\$7,047</b>
<b>AR84850018 WALL ART AT DEER VALLEY WATER TREATMENT PLANT PERCENT FOR ART</b>							
Install wall enhancements, landscaping and transit shelters along the Dunlap Avenue side of the Deer Valley Water Treatment Plant.							
							<b>Function: Percent for Art</b>
							<b>Strategic Plan: Neighborhoods and Livability</b>
							<b>District: 1</b>
Construction		205,844	-	-	-	-	205,844
<b>Project Total</b>		<b>\$205,844</b>	-	-	-	-	<b>\$205,844</b>
Nonprofit Corporation Bonds - Water		205,844	-	-	-	-	205,844
<b>Funding Total</b>		<b>\$205,844</b>	-	-	-	-	<b>\$205,844</b>




2014-2019 CAPITAL IMPROVEMENT PROGRAM

**Water**

<b>Project No.</b>	<b>Project Title</b>	<b>2014-15</b>	<b>2015-16</b>	<b>2016-17</b>	<b>2017-18</b>	<b>2018-19</b>	<b>Total</b>
<b>AR84850027</b>	<b>56TH STREET RESERVOIR STREETScape PERCENT FOR ART</b>						
							<b>Function: Percent for Art</b>
	Design and fabricate enhancements for the streetscape in front of the 56th Street reservoir.						<b>Strategic Plan: Neighborhoods and Livability</b>
							<b>District: 2</b>
Construction		-	25,000	75,000	-	-	100,000
<b>Project Total</b>		-	<b>\$25,000</b>	<b>\$75,000</b>	-	-	<b>\$100,000</b>
Nonprofit Corporation Bonds - Water		-	25,000	75,000	-	-	100,000
<b>Funding Total</b>		-	<b>\$25,000</b>	<b>\$75,000</b>	-	-	<b>\$100,000</b>
<b>AR84850028</b>	<b>WASHINGTON PARK TENNIS CENTER PERCENT FOR ART</b>						
							<b>Function: Percent for Art</b>
	Design and install enhancements to improve access and visibility at Washington Park Tennis Center.						<b>Strategic Plan: Neighborhoods and Livability</b>
							<b>District: 5</b>
Construction		35,000	207,000	-	-	-	242,000
<b>Project Total</b>		<b>\$35,000</b>	<b>\$207,000</b>	-	-	-	<b>\$242,000</b>
Nonprofit Corporation Bonds - Water		35,000	207,000	-	-	-	242,000
<b>Funding Total</b>		<b>\$35,000</b>	<b>\$207,000</b>	-	-	-	<b>\$242,000</b>

# Fund Legend



## FUND LEGEND

### OPERATING FUNDS

Operating fund resources are derived from ongoing revenue sources. Operating funds may be used to finance operating expenditures and “pay-as-you-go” capital improvement projects.

**General Funds** – These funds are supported by taxes and fees. The use of these funds is not restricted.

- General (Fund 0001)
- General – Library (Fund 0002)

**Neighborhood Protection** – This fund accounts for all revenues and expenditures associated with the Fire Neighborhood Protection Program funded by 25% of a 0.1% local sales tax rate authorized by the voters on October 5, 1993.

- Neighborhood Protection Program – Fire (Fund 1344)

**Public Safety Expansion** – This fund is used to account for the Fire share of a 2.0% increment of the 2.7% privilege license (sales) tax on utilities with franchise agreements.

- Public Safety Expansion – Fire (Fund 1433)

**Public Safety Enhancement** – This fund is used to account for the Fire share of a .2% privilege sales tax rate increase related to Proposition 1.

- Public Safety Enhancement – Fire (Fund 1374)

**Parks and Preserves** – This fund is restricted to the purchase of land for the Sonoran Desert Preserve and to the development, improvement and maintenance of regional and neighborhood parks and recreational facilities. It is supported by a one-tenth percent sales tax.

- Parks and Preserves – 60% Share (Fund 1022)
- Parks and Preserves – Mountain and Desert Preserves – 40% Share (Fund 1437)

**Transit 2000** – This fund is restricted to public transportation purposes and is supported by a four-tenths percent sales tax.

- Transit 2000 – Compass Bank Building (Fund 1364)
- Transit 2000 – FTA Asset Disposals (Fund 1471)
- Transit 2000 – Public Transit (Fund 1204)
- Transit 2000 – Participation Light Rail – Non-Billable (Fund 1311)

**Court Awards** – The Fund resources are received from Federal Courts and State Courts.

- Court Awards (Fund 0025)

**Development Services** – Fund resources are derived from ongoing Development Services operations.

- Development Services Revenue (Fund 0012)

**Capital Construction** – This fund is restricted to projects to mitigate flooding and dust and to improve neighborhood infrastructure to modern standards. This fund is supported by a two percent sales tax on telecommunication services.

- Capital Construction (Fund 1021)

**Sports Facilities** – This fund accounts for revenues that include a 1% hotel/motel tax and a two percent short-term vehicle rental tax.

- Sports Facilities (Fund 0024)

**Arizona Highway User Revenue (AHUR)** – Resources of this fund are derived from gas tax and vehicle licensing fees imposed and collected by the State of Arizona and shared with cities and towns. AHUR must be used for street or highway purposes.

- Arizona Highway User Revenue (Fund 0007)

**Regional Transit** – This fund is restricted to public transportation purposes. This fund is supported by a countywide five-tenths percent sales tax.

- Regional Transportation Plan (Fund 1389)

**Community Reinvestment** – These funds are restricted to business development projects in a specified district or area. They are supported by payments received pursuant to development agreements.

- Community Reinvestment – Downtown (Fund 0291)

**Community Development** – Community Development Block Grant (CDBG) funds are allocated by the federal government to the City of Phoenix for the prevention and removal of slum and blight.

- Community Development Block Grant – 2008 (Fund 2008)
- Community Development Block Grant – 2009 (Fund 2009)
- Community Development Block Grant – 2010 (Fund 2010)
- Community Development Block Grant – 2011 (Fund 2011)
- Community Development Block Grant – 2012 (Fund 2012)

**Other Restricted Funds** – This is a combination of funds used to segregate restricted revenues, receipts and contributions received in small amounts, which are earmarked for restricted purposes.

- Other Restricted – Affordable Housing – Administration (Fund 0240)
- Other Restricted – CAD System Maintenance (Fund 1428)
- Other Restricted – Carver Museum Exterior Project (Fund 1470)

- Other Restricted – Genomics Facilities Operations and Maintenance (Fund 1371)
- Other Restricted – Parks Monopole (Fund 1343)
- Other Restricted – Public Works Environmental Program (Fund 1395)
- Other Restricted – Public Works Fleet Fuel Costs and Infrastructure (Fund 1499)
- Other Restricted – Storm Water Management Fee (Fund 1452)

**Operating Grants** – Grant funds that may be used for either pay-as-you-go capital or operating purposes. Operating grants may be used for capital projects that meet the criteria of the granting agencies.

- Operating Grant – 2009 ARRA – Neighborhood Stabilization Program 2 (Fund 1604)
- Operating Grant – Emergency Management (Fund 85901)
- Operating Grant – Fillmore Gardens Operating (Fund 0086)
- Operating Grant – FTA (Fund 48294)
- Operating Grant – FTA (Fund 48298)
- Operating Grant – FTA (Fund 48310)
- Operating Grant – FTA (Fund 48312)
- Operating Grant – FTA (Fund 48313)
- Operating Grant – FTA (Fund 48316)
- Operating Grant – FTA (Fund 48320)
- Operating Grant – FTA (Fund 48323)
- Operating Grant – FTA (Fund 48326)
- Operating Grant – FTA (Fund 48330)
- Operating Grant – FTA (Fund 48331)
- Operating Grant – FTA (Fund 48333)
- Operating Grant – FTA (Fund 48334)
- Operating Grant – FTA (Fund 48336)
- Operating Grant – FTA (Fund 48440)
- Operating Grant – FTA (Fund 48444)
- Operating Grant – HOME – 2004-05 (Fund 1350)
- Operating Grant – HOME – 2006-07 (Fund 1506)
- Operating Grant – HOME – 2009-10 (Fund 1596)
- Operating Grant – HOME – 2010-11 (Fund 1597)
- Operating Grant – HOME – 2011-12 (Fund 1598)
- Operating Grant – HOME – 2012-13 (Fund 1629)
- Operating Grant – HOME – 2013-14 (Fund 1635)
- Operating Grant – HOME – Income (Fund 0277)
- Operating Grant – HOPE VI – Frank Luke Addition (Fund 1627)
- Operating Grant – Maryvale Revitalization (Fund 1438)
- Operating Grant – Neighborhood Stabilization Program (Fund 2400)
- Operating Grant – Neighborhood Stabilization Program 3 (Fund 2401)
- Operating Grant – Sunnyslope Senior Housing Operating (Fund 0081)

**Aviation** – Resources of these funds are derived from ongoing Aviation operations. Aviation operating funds may be used to support pay-as-you-go Aviation capital projects.

- Aviation Improvement (Fund 0042)

- Other – Deer Valley Municipal Airport (Fund 0045)
- Other – Goodyear Municipal Airport (Fund 0047)

**Convention Center** – Resources of this fund are derived from sales taxes levied to support the Phoenix Convention Center. The Phoenix Convention Center Operating fund may be used to support pay-as-you-go capital projects.

- Convention Center Operating (Fund 0058)

**Solid Waste** – Resources of this fund are derived from sanitation and landfill fees. This fund may be used to finance pay-as-you-go Solid Waste capital projects.

- Solid Waste Capital Replacement (Fund 0036)
- Solid Waste Operating (Fund 0037)

**Wastewater** – Resources of these funds are derived from ongoing Wastewater operations. Wastewater operating funds may be used to support pay-as-you-go Wastewater projects.

- SROG Replacement Fund (Fund 0021)
- Wastewater Development Occupational Fees (Fund 0096)
- Wastewater Lines Replacement – (Fund 0095)
- Wastewater Replacement – 23<sup>rd</sup> Avenue WWTP (Fund 0098)
- Wastewater Revenue (Fund 0090)

**Water** – Resources of these funds are derived from ongoing Water operations. Water operating funds may be used to support pay-as-you-go Water projects.

- Val Vista Water Treatment Plant – Capital Outlay (Fund 0404)
- Water Development Occupational Fee (Fund 0054)
- Water Resource Acquisition Fee (Fund 0050)
- Water Revenue (Fund 0051)

## **BOND FUNDS**

Bond funds are resources resulting from the issuance of debt instruments (bonds) that require repayment of a specified principle amount at maturity and payment of interest at a stated rate or a formula rate. Bonds funds are restricted to purposes defined in the proposition placed before the voters.

**Property Tax Supported** – These are voter-approved bonds that finance a variety of capital improvements. The principle and interest payments on these bonds are financed from the secondary property tax levy.

- 1988 Bonds – Freeway Mitigation (Fund 0176)
- 1988 Bonds – Parks and Recreational Facilities (Fund 0141)
- 2001 Bonds – Computer Technology (Fund 3303)
- 2001 Bonds – Education, Youth and Cultural Facilities – Percent for Art (Fund 3352)

- 2001 Bonds – Fire Protection (Fund 3319)
- 2001 Bonds – Fire Protection – Percent for Art (Fund 3320)
- 2001 Bonds – Fire Protection Technology (Fund 3302)
- 2001 Bonds – Freeway Mitigation (Fund 3339)
- 2001 Bonds – Freeway Mitigation – Percent for Art (Fund 3340)
- 2001 Bonds – Library Facilities (Fund 3317)
- 2001 Bonds – Museo Chicano (Fund 3347)
- 2001 Bonds – Neighborhood Historic Preservation (Fund 3325)
- 2001 Bonds – Neighborhood Preservation and Blight Elimination (Fund 3327)
- 2001 Bonds – Parks, Open Space and Recreation Facilities (Fund 3315)
- 2001 Bonds – Police Protection (Fund 3300)
- 2001 Bonds – Preserving Phoenix Heritage (Fund 3313)
- 2001 Bonds – Rio Salado Flood Control – Percent for Art (Fund 3312)
- 2001 Bonds – Rio Salado Recreation – Percent for Art (Fund 3310)
- 2001 Bonds – Senior and Family Service Centers (Fund 3323)
- 2001 Bonds – Senior and Family Service Centers – Percent for Art (Fund 3324)
- 2001 Bonds – Service Centers (Fund 3307)
- 2006 Bonds – Arts and Cultural Facilities (Fund 3367)
- 2006 Bonds – Arts and Cultural Facilities – Percent for Art (Fund 3368)
- 2006 Bonds – Downtown Education (Fund 3363)
- 2006 Bonds – Downtown Education – Percent for Art (Fund 3364)
- 2006 Bonds – Economic Development (Fund 3375)
- 2006 Bonds – Economic Development – Percent for Art (Fund 3376)
- 2006 Bonds – Facilities Management (Fund 3371)
- 2006 Bonds – Facilities Management – Percent for Art (Fund 3372)
- 2006 Bonds – Fire Protection (Fund 3355)
- 2006 Bonds – Fire Protection – Percent for Art (Fund 3356)
- 2006 Bonds – Fire Technology (Fund 3359)
- 2006 Bonds – Housing (Fund 3377)
- 2006 Bonds – Housing – Percent for Art (Fund 3378)
- 2006 Bonds – Human Services (Fund 3369)
- 2006 Bonds – Human Services – Percent for Art (Fund 3370)
- 2006 Bonds – Information Technology (Fund 3360)
- 2006 Bonds – Information Technology – Percent for Art (Fund 3362)
- 2006 Bonds – Libraries (Fund 3373)
- 2006 Bonds – Libraries – Percent for Art (Fund 3374)
- 2006 Bonds – Neighborhood Services (Fund 3379)
- 2006 Bonds – Neighborhood Services – Percent for Art (Fund 3380)
- 2006 Bonds – Parks (Fund 3365)
- 2006 Bonds – Parks – Percent for Art (Fund 3366)
- 2006 Bonds – Police Protection (Fund 3357)
- 2006 Bonds – Police Protection – Percent for Art (Fund 3358)
- 2006 Bonds – Storm Sewer Improvements (Fund 3381)
- 2006 Bonds – Storm Sewer Improvements – Percent for Art (Fund 3382)
- 2006 Bonds – Street Improvement (Fund 3383)
- 2006 Bonds – Street Improvement – Percent for Art (Fund 3384)

**Nonprofit Corporation Bonds** – These are bonds issued by a nonprofit corporation pursuant to a lease-purchase or purchase agreement with the City. Principle and interest payments on nonprofit corporation bonds are made from various revenues.

- Nonprofit Corporation Bonds – Aviation – 2016 Revenue (Fund 1769)
- Nonprofit Corporation Bonds – Aviation – PFC Bonds (Fund 1426)
- Nonprofit Corporation Bonds – Aviation – PFC #6 (Fund 1528)
- Nonprofit Corporation Bonds – Aviation – Senior Lien Revenue (Fund 1391)
- Nonprofit Corporation Bonds – Aviation – Senior Lien Revenue (Fund 1526)
- Nonprofit Corporation Bonds – Aviation – CFC Trustee (Fund 1772)
- Nonprofit Corporation Bonds – Convention Center – State Distribution (Fund 2258)
- Nonprofit Corporation Bonds – General – 2010 Neighborhood Services (Fund 68010)
- Nonprofit Corporation Bonds – General – Information Technology (Fund 68003)
- Nonprofit Corporation Bonds – General – Information Technology – TALIS (Fund 66019)
- Nonprofit Corporation Bonds – General – Municipal Building and Service Centers (Fund 68008)
- Nonprofit Corporation Bonds – General – Police (Fund 66004)
- Nonprofit Corporation Bonds – General – Regional Wireless Cooperative – 700mhz Narrow Banding (Fund 68021)
- Nonprofit Corporation Bonds – General – Telephone Replacement System (Fund 68022)
- Nonprofit Corporation Bonds – Solid Waste – MEGA IV (Fund 65909)
- Nonprofit Corporation Bonds – Solid Waste – MEGA V (Fund 66075)
- Nonprofit Corporation Bonds – Wastewater – 2006 (Fund 1366)
- Nonprofit Corporation Bonds – Water – 2008 (Fund 1421)
- Nonprofit Corporation Bonds – Water – Future Bonds (Fund 0498)

## **OTHER CAPITAL SOURCES**

Other capital sources are resources that are limited to capital construction or acquisition. Examples of these resources include capital grants, other agencies' contributions to joint projects, donations and lease purchase financing.

**Impact Fees** – Resources of these funds include development impact fee revenues for the peripheral planning areas. Projects financed by these funds must benefit the areas for which the development fees were collected.

- Impact Fee – Ahwatukee – Fire (Fund 0750)
- Impact Fee – Ahwatukee – Fire (Fund 2601)
- Impact Fee – Ahwatukee – Libraries (Fund 1096)
- Impact Fee – Ahwatukee – Libraries (Fund 2612)
- Impact Fee – Ahwatukee – Parks (Fund 1099)
- Impact Fee – Ahwatukee – Parks (Fund 2622)
- Impact Fee – Ahwatukee – Police (Fund 2631)
- Impact Fee – Ahwatukee – Roadways (Fund 2652)
- Impact Fee – Ahwatukee – Wastewater (Fund 1201)
- Impact Fee – Ahwatukee – Wastewater (Fund 2670)
- Impact Fee – Deer Valley I – Wastewater (Fund 1060)

- Impact Fee – Deer Valley I – Wastewater (Fund 2660)
- Impact Fee – Deer Valley II – Wastewater (Fund 1061)
- Impact Fee – Deer Valley II – Wastewater (Fund 2661)
- Impact Fee – Deer Valley III – Wastewater (Fund 1062)
- Impact Fee – Deer Valley III – Wastewater (Fund 2662)
- Impact Fee – Deer Valley IV – Wastewater (Fund 1063)
- Impact Fee – Desert View – Libraries (Fund 0758)
- Impact Fee – Desert View – Libraries (Fund 2611)
- Impact Fee – Desert View – Parks (Fund 0761)
- Impact Fee – Desert View – Parks (Fund 2621)
- Impact Fee – Desert View – Streets (Fund 0759)
- Impact Fee – Desert View – Wastewater (Fund 0766)
- Impact Fee – Desert View – Wastewater (Fund 2665)
- Impact Fee – Estrella – Storm Drainage (Fund 1090)
- Impact Fee – Estrella – Storm Drainage (Fund 2640)
- Impact Fee – Estrella / Laveen – Fire (Fund 1042)
- Impact Fee – Estrella / Laveen – Fire (Fund 2602)
- Impact Fee – Estrella / Laveen – Libraries (Fund 1043)
- Impact Fee – Estrella / Laveen – Libraries (Fund 2613)
- Impact Fee – Estrella / Laveen – Parks (Fund 1045)
- Impact fee – Estrella / Laveen – Parks (Fund 2623)
- Impact Fee – Estrella / Laveen – Police (Fund 2632)
- Impact Fee – Estrella / Laveen – Roadways (Fund 2653)
- Impact Fee – Estrella North – Streets (Fund 1085)
- Impact Fee – Estrella North – Wastewater (Fund 1091)
- Impact Fee – Estrella North – Wastewater (Fund 2673)
- Impact Fee – Estrella South – Wastewater (Fund 1092)
- Impact Fee – Estrella South – Wastewater (Fund 2674)
- Impact Fee – Laveen – Storm Drainage (Fund 1048)
- Impact Fee – Laveen – Storm Drainage (Fund 2641)
- Impact Fee – Laveen East – Wastewater (Fund 1306)
- Impact Fee – Laveen East – Wastewater (Fund 2672)
- Impact Fee – Laveen West – Wastewater (Fund 1049)
- Impact Fee – Laveen West – Wastewater (Fund 2671)
- Impact Fee – North Gateway – Libraries (Fund 1031)
- Impact Fee – North Gateway – Libraries (Fund 2610)
- Impact Fee – North Gateway – Parks (Fund 1035)
- Impact Fee – North Gateway – Parks (Fund 2620)
- Impact Fee – North Gateway – Wastewater (Fund 1039)
- Impact Fee – North Gateway – Wastewater (Fund 2666)
- Impact Fee – North Gateway West – Streets (Fund 1032)
- Impact Fee – Northern – Equipment Repair (Fund 0756)
- Impact Fee – Northern – Fire (Fund 0757)
- Impact Fee – Northern – Fire (Fund 2600)
- Impact Fee – Northern – Open Space (Fund 1324)
- Impact Fee – Northern – Police (Fund 2630)

- Impact Fee – Northern – Solid Waste (Fund 0764)
- Impact Fee – Northern – Water (Fund 0768)
- Impact Fee – Northern – Water (Fund 2680)
- Impact Fee – Southern – Equipment Repair (Fund 1095)
- Impact Fee – Southern – Solid Waste (Fund 1047)
- Impact Fee – Southern – Water (Fund 1094)
- Impact Fee – Southern – Water (Fund 2681)

**Passenger Facility Charge** – Passenger facility charges are imposed on passengers at Sky Harbor International Airport. These funds are restricted to use at Phoenix airports.

- Passenger Facility Charge – #6 (Fund 1430)
- Passenger Facility Charge – #6 (Fund 1429)
- Passenger Facility Charge – #7 (Fund 1577)

**Other Cities' Share in Joint Ventures** – These funds represent other cities' share in capital projects at the 91<sup>st</sup> Avenue Wastewater Treatment Plant and Val Vista Water Treatment Plant joint ventures.

- Other Cities' Share – SROG Replacement Fund (Fund 0400)
- Other Cities' Share – Val Vista Capital Improvements (Fund 0408)
- Other Cities' Share – Regional Wireless Cooperative (Fund 1457)

**Solid Waste Remediation** – This fund is used to account for funds received for remediation at the 19th Avenue Landfill Superfund Site and may be used to finance 19th Avenue Landfill remediation projects only.

- Solid Waste Remediation (Fund 0150)

**Capital Grants** – Capital grant funds are restricted to capital purposes by the granting agency.

- Capital Grants – Affordable Housing – Frank Luke Addition (Fund 1640)
- Capital Grants – Aviation (Fund AS00)
- Capital Grants – Capital Fund Program 2013 (Fund 1680)
- Capital Grants – FTA (Fund 48280)
- Capital Grants – FTA (Fund 48290)
- Capital Grants – FTA (Fund 48291)
- Capital Grants – FTA (Fund 48293)
- Capital Grants – Public Housing – Hope VI – Frank Luke Addition (Fund 1628)
- Capital Grants – Public Housing – Phase 50108 (Fund 1078)

**Federal, State and Other Participation** – These funds are used account for the portion of Federal, State and other agency aid received and applied to various capital improvement projects.

- Federal, State and Other Participation – Federal Aid (Fund 1020)
- Federal, State and Other Participation – State Aid (Fund 1019)

**Capital Reserves** – These funds are restricted for future capital projects.


- Capital Reserves – Arizona Highway User Revenue (Fund 1393)
- Capital Reserves – Regional Wireless Cooperative – Lease Purchase (Fund 1240)
- Capital Reserves – Solid Waste – End Use Reserve (Fund 1233)

**Parks Capital Gifts** – Private donations and contributions are the funding sources for Parks, Recreation and Mountain Preserves capital improvement projects.


- Capital Gifts – Parks (Fund 1263)

**Other Capital** – These funds are used to account for the portion of rental income received by tenants for building capital replacement costs, insurance proceeds to repair damage as a result of a 2010 hail storm, and to account for park land sale proceeds used for Parks, Recreation and Mountain Preserves capital improvement projects.

- Other Capital – Capital Replacement – 2120 N Central (Fund 1399)
- Other Capital – Capital Replacement – 411 N Central (Fund 1513)
- Other Capital – Capital Replacement – Genomics Facilities (Fund 1369)
- Other Capital – Proceeds – Parks Land Sale (Fund 1348)



# Glossary



## **GLOSSARY**

**ADA** - Americans with Disabilities Act. This Federal law requires that public facilities be accessible to individuals with physical limitations.

**Airport Development Plan (ADP)** – This is a 20 year plan that was presented to the City Council in February 2007. The ADP identified capital projects to be funded from airline rates and charges, passenger and customer facility fees, federal funds and other sources. Debt service and operations and maintenance of existing services and new services were all included in the financial plan.

**Airside** – Aircraft movement areas that include ramps, aprons, taxiways and runways.

**Appropriation** – An authorization granted by the City Council to make expenditures and to incur obligations for purposes specified in the Appropriation Ordinances. Three appropriation ordinances are adopted each year: 1) the operating funds ordinance, 2) the capital funds ordinance, and 3) the re-appropriated funds ordinance.

**Apron** – A ramp adjacent to taxiway where aircraft is parked, loaded, unloaded, boarded or refueled.

**Aquifer Storage Recovery** – The storage of water in a suitable aquifer through a well during times when water is available and recovery of the water from the same well during times when it is needed.

**ARRA** - American Recovery and Reinvestment Act of 2009.

**Bonds** - Debt instruments that require repayment of principle on a specified date (the maturity date) and interest at a stated rate or formula rate.

**Booster Station** – Water pumping facility designed to deliver water flow and maintain system pressure in elevated or outlying areas.

**CAD** - Computer-aided dispatch.

**Capital Budget** – The capital funds portion of the first year of the five-year Capital Improvement Program.

**Capital Funds** - Funds restricted to financing the acquisition or construction of capital projects. Resources of capital funds may be derived from bonds, impact fees, contributions or capital grants.

**Capital Improvement Program (CIP)** - A plan for capital expenditures needed to maintain and expand the public infrastructure; for example, roads, sewers, water lines or parks. The City's CIP includes a plan to meet these needs for five years and is updated annually to reflect changes in priorities, cost estimates and changing financial

strategies. The first year of the CIP is adopted in the operating and capital funds appropriations.

**Carryover** - A project that was originally appropriated in an earlier year, but due to delays was again appropriated in a later year.

**CDBG** - See Community Development Block Grant.

**CIP** - See Capital Improvement Program.

**CNG** - Compressed natural gas, which is an alternative fuel used to improve air quality.

**Community Development Block Grant (CDBG)** - Grant funds allocated by the federal government to the City of Phoenix for the prevention and removal of slum and blight and to benefit low- and moderate-income individuals. The City disburses these funds through an annual application process open to nonprofit organizations and City departments.

**Contingency** - An appropriation of funds to cover unforeseen events that may occur, such as federal mandates, higher-than-expected inflation and similar eventualities.

**Cured-In-Place Pipe (CIPP)** – Cured-In-Place pipe is one of several trenchless rehabilitation methods used to repair existing pipelines.

**Encumbrance** - A reservation of funds to cover purchase orders, contracts or other financial commitments that have not been met. The budget basis of accounting considers an encumbrance to be the equivalent of an expenditure.

**Enterprise Funds** - Funds that are accounted for in a manner similar to a private business. Enterprise funds usually recover their costs (including depreciation) through user fees. The City has five such self-supporting funds: Aviation, Water, Wastewater and Solid Waste. In addition, the Convention Center fund, which is primarily supported by earmarked excise taxes, uses enterprise fund accounting.

**Estimate** - As used throughout the budget documents, represents the most recent estimate for project expenditures. Estimates are based upon engineering estimates, real estate appraisals or other systematic and rational data.

**FAA** – Federal Aviation Administration.

**Fiscal Year** - The City of Phoenix has designated July 1 to June 30 as its fiscal year.

**Five-Year Major Street Program** - A comprehensive plan to improve the City's arterial streets developed by the Street Transportation Department.

**FTA** – Federal Transit Administration.

**Function** – A group of related projects which will achieve a principal purpose within a program. For example, “Street Modernization” is a function of Street Transportation and Drainage.

**Fund** – An independent governmental accounting entity with a self-balancing group of accounts including assets, liabilities and fund balance, that record all financial transactions for specific activities of government functions. See the Fund Legend in this document for information about funds used to finance the CIP.

**General Obligation Bonds (G.O. Bonds)** - Bonds that require voter approval and finance a variety of public capital projects such as streets, buildings, parks and improvements. These bonds are backed by the full faith and credit of the issuing government.

**GIS** – An information system that provides geographical referenced data in the form of maps, reports and charts.

**G. O. Bonds** – See General Obligation Bonds.

**Grant** – A contribution by one government unit or funding source to another. The contribution is usually made to help support a specified program (i.e., Public Housing or Public Transit), but may be for more general purposes.

**Hope VI** – Program administered by HUD designed to revitalize communities through public housing transformation.

**HUD** – U.S. Department of Housing and Urban Development.

**HVAC** – Heating, ventilation and air conditioning circulation system.

**Hydrograph** – An instrument used to measure the water flow.

**Infrastructure** – Facilities that support the daily life and growth of the city, for example, roads, water lines, sewers, public buildings, parks and airports. May also be used to describe road, water lines and other needs to support a specific project.

**Impact Fees** – Fees adopted by the City Council in 1987 requiring new development in the City’s outlying planning areas to pay its proportional share of the costs associated with providing the necessary public infrastructure.

**Improvement Districts** – Special assessment districts formed by property owners who desire and are willing to pay for mutually beneficial improvements such as streets, sidewalks, sewers and lighting.

**Interceptor Capacity** – The amount of flow per unit of time that the interceptor sewers can carry under gravity flow conditions.

**Interceptor Sewers** – Interceptor sewers are the largest size sanitary sewer mains in the wastewater collection system which collect the flow from main and trunk sewer lines and carry the flow to the wastewater treatment plants.

**Leaking Underground Storage Tank (LUST)** – Underground storage tanks that have leaked their contents into the surrounding area, potentially posing health and safety risks.

**Levy** – See Tax Levy.

**Lift Station** – A pumping station that is used to raise flows to ensure the efficient operation of gravity-operated sewers.

**LCNG** – Liquid to compressed natural gas fueling system.

**Major Street** – An arterial street that provides for traffic movement over longer distances. Access to major streets is usually controlled by frontage roads, raised medians, and driveway and intersection spacing.

**Mandate** – Legislation passed by the state or federal government requiring action or provision of services and/or programs. The Americans with Disabilities Act is an example.

**MAG** – Maricopa Association of Governments.

**MG** – Million gallons.

**MGD** – Million gallons per day.

**MHz** – MegaHertz.

**Narrowbanding** – An effort to ensure more efficient use of the very high frequency (VHF) and ultra high frequency (UHF) spectrum by requiring all VHF and UHF Public Safety and Industrial/Business land mobile radio (LMR) systems to migrate to at least 12.5 kHz efficiency technology by January 1, 2013.

**Network core** – The central part of a telecommunication network that provides various services to customers who are connected by the access network.

**NPDES** – National Pollution Discharge Elimination System. This Federal regulation sets standards for the quality of storm water discharged into rivers and streams.

**Ordinance** – A formal legislative enactment by the City Council. If it is not in conflict with any higher form of law, such as a state statute or constitutional provision, it has the full force and effect of law within the boundaries of the city.

**Overlay** – A pavement resurfacing treatment consisting of asphalt concrete modified with ground tire rubber or polymer. This treatment is applied to major, collector and

local streets to improve pavement quality and extend pavement life.

**Part 150** – The section of FAA rules that addresses noise compatibility planning.

**Passenger Facility Charge funds (PFC)** – Fees collected from every enplaned passenger at commercial airports controlled by public agencies. These fees are used to fund FAA-approved projects that enhance safety, security, or capacity; reduce noise; or increase air carrier competition.

**Pay-As-You-Go Capital Projects** – Capital projects whose funding comes from day-to-day city operating revenue sources.

**Percent for Art** – An ordinance that allocates up to one percent of the budget for capital-funded projects to fund public art projects.

**Program** – A group of related projects directed at achieving a broad objective. For example, the Water Program includes capital projects to procure, treat and distribute water to the City's water customers.

**Property Tax** – A levy upon each \$100 of assessed valuation of property within the City of Phoenix. Arizona has two types of property taxes. Primary property taxes support the City's general fund and secondary property taxes pay general obligation debt.

**Resources** – Total amounts available for appropriation including estimated revenues, fund transfers and beginning fund balances.

**Restricted Funds** – See Special Revenue Fund.

**Runway Safety Area** – A surface surrounding the runway that has been prepared for reducing the risk of damage to airplanes in the event of an undershoot, overshoot, or excursion from the runway.

**Regional Wireless Cooperative (RWC)** – An independent, multi-jurisdictional organization that manages and operates a regional radio communications network built to seamlessly serve the interoperable communication needs of first responders and other municipal radio users in and around Central Arizona's Valley of the Sun.

**Secondary Property Tax** – A tax levy restricted to the payment of debt service on bonded debt. The secondary property tax, when combined with the primary property tax levy, produces a total rate of \$1.82 per \$100 of assessed valuation.

**Slurry Seal** – A pavement treatment composed of emulsified asphalt and coarse sand applied to local streets to improve pavement quality and extend pavement life.

**Special Revenue Fund** – A fund used to account for receipts from revenue sources that have been earmarked for specific activities and related expenditures. Examples include Arizona Highway User Revenue funds, which must be used for street and highway purposes and secondary property tax, which is restricted to general bonded debt obligations.

**SROG** – Sub-regional Operating Group. SROG member cities (Phoenix, Mesa, Glendale, Scottsdale and Tempe) participate in the construction, use and operation of the 91<sup>st</sup> Avenue Wastewater Treatment Plant.

**Storage Area Network** – A dedicated network that provides access to consolidated, block level data storage (SAN).

**Tax Levy** – The total amount to be raised by general property taxes for purposes specified in the Tax Levy Ordinance.

**Traffic Signal Preemption Equipment** – Equipment that allows emergency response vehicles to preempt normal traffic signal operation.


**User Fees or User Charges** – A fee paid for a public service or use of a public facility by the individual or organization benefiting from the service.

**WRP** – Water reclamation plant.

**WTP** – Water treatment plant.

**WWTP** – Wastewater treatment plant.

# Ordinances



ORDINANCE S-40956

AN ORDINANCE ADOPTING THE FINAL CAPITAL FUNDS BUDGET FOR THE CITY OF PHOENIX FOR THE FISCAL YEAR BEGINNING JULY 1, 2014 AND ENDING JUNE 30, 2015; DECLARING THAT SUCH SHALL CONSTITUTE THE CAPITAL FUNDS BUDGET FOR THE CITY OF PHOENIX FOR SUCH FISCAL YEAR.

---

BE IT ORDAINED BY THE COUNCIL OF THE CITY OF PHOENIX as follows:

SECTION 1. The schedule set forth as Section 2 below is hereby adopted as the final 2014-2015 Capital Funds Budget for capital improvements to be made from authorized property tax and revenue supported bond proceeds, nonprofit corporation bond financing, federal and state participation funds, passenger facility charges, participation by other governmental entities in certain projects or joint ventures, development impact fees, capital grants and gifts, capital reserves, solid waste remediation funds and other capital financing sources, for the year beginning July 1, 2014 and ending June 30, 2015.

SECTION 2. The City Council has determined and adopted the following estimates of proposed Capital expenditure improvements for the various purposes therein named for the fiscal year beginning July 1, 2014 and ending June 30, 2015.

Purpose	Appropriation Amount 2014-15
<u>ARTS AND CULTURAL FACILITIES</u>	
Bond Funds	<u>\$1,074,000</u>
<u>AVIATION</u>	
Capital Grant, Nonprofit Corporation Bond Financing and Passenger Facility Charges	<u>\$291,191,535</u>
<u>ECONOMIC DEVELOPMENT</u>	
Bond Funds and Nonprofit Corporation Bond Financing	<u>\$164,826</u>
<u>FACILITIES MANAGEMENT</u>	
Development Impact Fees, Nonprofit Corporation Bond Financing and Other Capital Funds	<u>\$7,150,000</u>
<u>FINANCE</u>	
Capital Reserve Funds and Nonprofit Corporation Bond Financing	<u>\$1,275,275</u>
<u>FIRE PROTECTION</u>	
Bond Funds and Development Impact Fees	<u>\$3,800,673</u>
<u>HISTORIC PRESERVATION</u>	
Bond Funds	<u>\$1,406,342</u>
<u>HOUSING</u>	
Bond Funds, Capital Grant Funds and Nonprofit Corporation Bond Financing	<u>\$19,272,860</u>

<u>Purpose</u>	Appropriation Amount 2014-15
<u>HUMAN SERVICES</u>	
Bond Funds and Other Capital Funds	<u>\$609,000</u>
<u>INFORMATION TECHNOLOGY</u>	
Nonprofit Corporation Bond Financing	<u>\$48,648,079</u>
<u>LIBRARIES</u>	
Bond Funds	<u>\$1,276,482</u>
<u>NEIGHBORHOOD SERVICES</u>	
Bond Funds, Federal, State and Other Participation and Nonprofit Corporation Bond Financing	<u>\$3,149,079</u>
<u>PARKS, RECREATION AND MOUNTAIN PRESERVES</u>	
Bond Funds, Capital Gifts, Capital Reserves, Development Impact Fees, Nonprofit Corporation Bond Financing and Other Capital Funds	<u>\$30,316,499</u>
<u>PHOENIX CONVENTION CENTER</u>	
Nonprofit Corporation Bond Financing	<u>\$20,449,000</u>
<u>POLICE PROTECTION</u>	
Bond Funds and Development Impact Fees	<u>\$68,237</u>
<u>PUBLIC TRANSIT</u>	
Capital Grant Funds and Nonprofit Corporation Bond Financing	<u>\$28,090,809</u>

Ordinance S-40956

<u>Purpose</u>	Appropriation Amount 2014-15
<u>REGIONAL WIRELESS COOPERATIVE</u>	
Other Cities' Participation Funds	<u>\$17,957,644</u>
<u>SOLID WASTE DISPOSAL</u>	
Bond Funds, Capital Reserves, Development Impact Fees, Nonprofit Corporation Bond Financing and Remediation Funds	<u>\$7,347,944</u>
<u>STREET TRANSPORTATION AND DRAINAGE</u>	
Bond Funds, Capital Reserves, Development Impact Fees, Federal, State and Other Participation Funds and Nonprofit Corporation Bond Financing	<u>\$84,143,343</u>
<u>WASTEWATER</u>	
Development Impact Fees, Nonprofit Corporation Bond Financing and Other Cities' Participation Funds	<u>\$57,955,572</u>
<u>WATER</u>	
Development Impact Fees, Nonprofit Corporation Bond Financing and Other Cities' Participation Funds	<u>\$24,861,295</u>
TOTAL	<u>\$650,208,494</u>

SECTION 3. Upon the approval of the City Manager, funds may be transferred within purposes set forth in Section 2.

SECTION 4. The City Council may authorize appropriation increases, if funds are available, for purpose of expenditures that are exempt from the limitation provided in Article IX, Section 20, Constitution of Arizona.

Ordinance S-40956

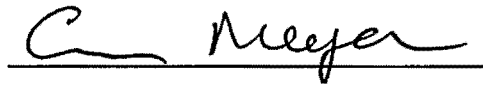
PASSED by the Council of the City of Phoenix this 18th day of

June, 2014.





MAYOR

ATTEST:


, City Clerk



APPROVED AS TO FORM:


, Acting City Attorney 

REVIEWED BY:

, City Manager

MRS dh (CM #89) (Item #5) 06/18/14 1128328

Ordinance S-40956



RESOLUTION 21230

A RESOLUTION ADOPTING A 2014-19 CAPITAL  
IMPROVEMENT PROGRAM FOR THE CITY OF PHOENIX.

---

WHEREAS the provisions of Section 18, Chapter XVIII, Phoenix City Charter require that the City Manager submit to the City Council a five-year capital improvement program; and

The City Manager having prepared a five-year program listing all capital improvements proposed to be undertaken during the next ensuing fiscal years beginning July 1, 2014 and ending June 30, 2019; and

Said programs having been submitted to the City Council and filed of record under the title "Preliminary 2014-2019 Capital Improvement Program," in the office of the City Clerk; and

A public hearing on the program having been held on June 4, 2014, at 3:00 p.m. at the Council Chambers of the City of Phoenix, 200 West Jefferson, Phoenix, Arizona; notice of the time, date and place of said hearing having been placed in the official City newspaper and posted on the official bulletin boards not less than two weeks prior to the hearings; and the City Council having considered all matters appropriate thereto;

BE IT RESOLVED BY THE COUNCIL OF THE CITY OF PHOENIX as

follows:

SECTION 1. That the proposed five-year capital improvement program of all capital improvements to be undertaken by the City of Phoenix for the five next ensuing fiscal years commencing July 1, 2014, and consisting in general of the following items and amounts:


<u>Program</u>	<u>Five-Year Total</u>
Arts and Cultural Facilities	\$1,501,000
Aviation	522,505,000
Economic Development	48,975,000
Energy Conservation	6,000,000
Facilities Management	20,171,000
Finance	2,662,000
Fire Protection	34,828,000
Historic Preservation	2,957,000
Housing	64,804,000
Human Services	13,271,000
Information Technology	90,076,000
Libraries	15,405,000
Neighborhood Services	13,323,000
Parks, Recreation and Mountain Preserves	141,821,000
Phoenix Convention Center	47,102,000
Police Protection	26,005,000
Public Transit	280,295,000
Regional Wireless Cooperative	50,579,000
Solid Waste Disposal	103,398,000
Street Transportation and Drainage	511,467,000
Wastewater	496,065,000
Water	<u>742,237,000</u>
Total	<u>\$3,235,447,000</u>

All as is more explicitly set forth in the document entitled "2014-2019 Capital Improvement Program" and in a section of the document entitled "The 2014-

2015 Phoenix Detail Budget," to be submitted by the City Manager and filed with the City Clerk, is adopted as the capital improvement program of the City.

SECTION 2. The adoption of this program is a statement of present goals and objectives subject to actual annual appropriation by budget procedure and adoption and to expenditure by regular fiscal payment ordinance.

PASSED by the Council of the City of Phoenix this 4th day of June, 2014.



MAYOR

ATTEST:


 City Clerk



APPROVED AS TO FORM:

 Acting City Attorney 

REVIEWED BY:

 City Manager

MRS/dh: 112/006 (CM 35)(Item 3) 6-4-14

Resolution 21230