



City of Tucson, Arizona

Proposed Five-Year Capital Improvement Program Fiscal Years 2011 through 2015



City of Tucson, Arizona

Proposed Five-Year Capital Improvement Program Fiscal Years 2011 through 2015

Presented May 4, 2010


Mayor and Council



HONORABLE
ROBERT E. WALKUP
Mayor



REGINA ROMERO
Ward One



VACANT
Ward Two



KARIN UHLICH
Ward Three



SHIRLEY SCOTT
Ward Four



RICHARD FIMBRES
Ward Five



STEVE KOZACHIK
Ward Six

City Administration

MICHAEL D. LETCHER
City Manager

RICHARD MIRANDA
Deputy City Manager

SEAN McBRIDE
Assistant City Manager



Table of Contents

Reader's Guide	ii
 Section A – Overview	
Overview of the Capital Improvement Program	A-1
Table I: Summary by Department	A-8
Table II: Summary by Funding Source	A-9
Table III: Summary of CIP Impact on the Operating Budget.....	A-11
Table IV. Projects with Pima County Funding.....	A-12
 Section B – Department Programs	
Environmental Services	B-1
Fire	B-15
General Services.....	B-19
Housing and Community Development.....	B-25
Parks and Recreation.....	B-29
ParkWise.....	B-57
Police.....	B-61
Transportation.....	B-65
Water.....	B-131
 Section C - Impact Fee Projects Plan	
Impact Fee Projects Plan.....	C-1
 Section D – Existing Unmet Capital Needs	
Existing Unmet Capital Needs	D-1

Reader's Guide to the Capital Improvement Program

The Five-Year Capital Improvement Program (CIP) document includes an overview and individual department programs.

Overview

As the name suggests, the section provides a citywide overview of the CIP. It includes summaries by expenditure and by funding source, as well as brief explanations of both. The narrative is followed by three tables: Summary by Department, Summary by Funding Source, and Operating Cost Impact Summary.

Department Programs

Each department program contains the following:

- Brief department statement
- Impact of the department's CIP on future operating budgets (if applicable)
- Summaries by project and funding source
- CIP project pages

Finding a CIP Project

Projects can be located by finding the responsible department in the Table of Contents. Individual projects within each department's program are listed in alphabetical order by project name.

Reading CIP Project Pages

The CIP project pages, located in the department programs, are presented in alphabetical order by project name. The project pages provide the following information:

Description - Brief explanation of the project scope.

Justification - Brief explanation of why the project is being done.


Project ID - Unique number identifying a project in the city's budget and financial systems.

Start Date/End Date - Month and year of a project's start and completion date. Projects that continue from year-to-year are shown as "Annual."

Location - Name of the ward in which the project is located. If a project is located in more than one ward, or outside the city, it is so noted. "To be determined" is used if the location for the project has not been finalized.

Source of Funds - Table listing the funding source and the schedule for project expenditures.

Section A - Overview



OVERVIEW OF FIVE-YEAR CAPITAL IMPROVEMENT PROGRAM

It is the practice of the City of Tucson to develop, maintain, and revise when necessary a continuing Capital Improvement Program (CIP). The CIP covers a five-year planning horizon, identifying infrastructure and facility projects that the city will undertake and the funding sources available for projected expenditures.

The objective of this overview is to give the reader a brief look into the CIP. It contains the following financial and narrative information:

- Budget Highlights
- CIP Process
- Summary of Expenditures and Funding
- Department Programs
- Impact on the Operating Budget

BUDGET HIGHLIGHTS

This proposed CIP totals \$1.1 billion. Several factors and assumptions that impacted this proposed CIP warrant special attention. These are briefly noted in this section; additional information is provided in later sections of the overview.

- **Future bond authorizations.** This CIP reflects the need for future bond authorizations. Environmental Services' CIP calls for \$5.8 million and Parks and Recreation needs \$0.4 million in future bonds for projects beginning in Fiscal Year 2012. Tucson Water's CIP includes \$144.4 million in future revenue bonds which includes \$46.1 million for projects beginning in Fiscal Year 2012.
- **City projects from the Regional Transportation Authority plan are included in this CIP.** Voters approved this plan on May 16, 2006. This CIP includes \$395.8 million for specific projects from the plan.
- **Capacity for Roads and Parks Impact Fee revenues is included.** Following a public hearing in March 2007, the Mayor and Council approved the Impact Fee Projects Plan (IFPP) for the roads and parks impact fees. This CIP includes \$17.8 million for projects from the IFPP and capacity for future allocations. See Section C for more details.

CAPITAL IMPROVEMENT PLAN PROCESS

Defining a Capital Improvement

To be included in the CIP, projects need to meet one of the following criteria:

- Construction of a new city asset or expansion of an existing city-owned facility, including preliminary planning and surveys, cost of land, staff and contractual services for design and construction, and related furnishings and equipment.
- Initial acquisition of a major equipment system, which will become a city asset at a cost of \$100,000 or more and a useful life of at least six years.
- Major renovation or rehabilitation of an existing city-owned facility that requires an expenditure of \$100,000 or more and will extend the life of the original city asset.

Exceptions have been made for inclusion of a few projects that do not meet the above criteria (Sun Tran buses and Van Tran paratransit vans) to make them more visible to the public and the governing body.

OVERVIEW OF FIVE-YEAR CAPITAL IMPROVEMENT PROGRAM

Steps from Submittal to Approval

In fall 2009, the CIP process began with the Office of Budget and Internal Audit meeting with CIP department liaisons to review guidelines for the upcoming CIP. Departments were given approximately eight weeks to develop their CIP requests based on their assessment of needs, citizen committee input, and existing bond authorizations and grant awards. Departments were directed to include only projects with secured funding. Exceptions were made for annual federal grant appropriations from the Federal Transit Administration, other pending awards that would require budget capacity be available (e.g., any non-federal grant or contribution), and future enterprise revenues bonds. Department requests were reviewed by the Office of Budget and Internal Audit and the City Manager's executive management team.

The proposed CIP is being presented to the Mayor and Council on May 4, 2010 along with the recommended Fiscal Year 2011 budget. The first year of the CIP is included as part of the city's recommended budget. The Council will review both operating and capital budgets at study session meetings in May. One public hearing will be held prior to the adoption of the Fiscal Year 2011 budget in June.

SUMMARY OF EXPENDITURES AND FUNDING

Only funded projects, except as noted earlier, are presented in this five-year CIP. The objective is to clarify for the community what the city can do to meet its needs with the limited funds available.

Expenditures

The proposed five-year CIP for Fiscal Years 2011 through 2015 totals \$1.1 billion. The majority of the projects are in the Environment and Development service area, which includes Environmental Services, ParkWise, Transportation, and Tucson Water.

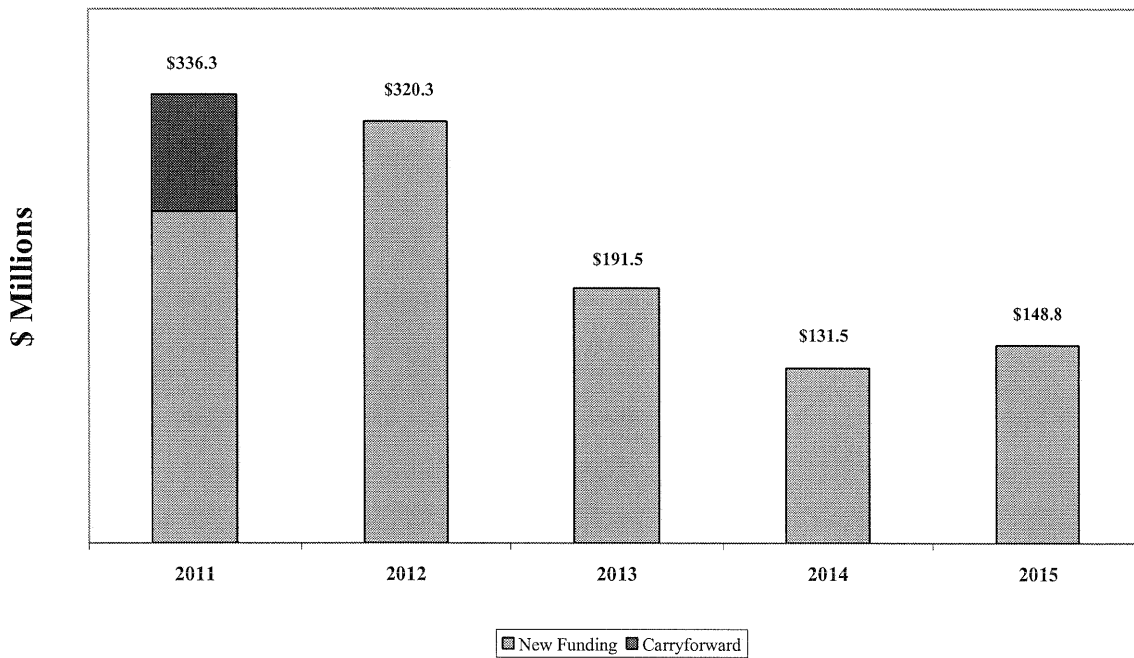
Five-Year CIP Summary of Expenditures

(in \$000)	Proposed Year 1 FY 2011	Proposed Five-Year Program
Neighborhood Services	\$ 63,488.9	\$ 88,177.9
Environment and Development	248,610.9	1,002,297.6
Support Services	<u>24,159.0</u>	<u>37,862.0</u>
Total	\$ 336,258.8	\$ 1,128,337.5

This five-year CIP is \$94.3 million more than the \$1.0 billion approved five-year CIP for Fiscal Years 2010 through 2014. The increase is primarily due to two factors: Federal Mass Transit Grant Funds programmed for the Modern Streetcar System and an increase of \$28 million in Regional Transportation Authority Fund capacity.

CIP expenditures decline significantly after Fiscal Year 2012 from \$320.3 million to \$148.8 million by Fiscal Year 2015.

Decline in Funds Available for Capital Projects



This funding decline is due to several factors. Fiscal Year 2011 includes \$87.5 million carried forward for projects not completed as planned during Fiscal Year 2010. On top of that is \$248.8 million in new funding. The CIP presumes that all of the Fiscal Year 2011 budget will be spent in that year. The decline in new funding over the following four years is primarily due to the spending down of the Pima County bond authorizations and a reduction in the use of the certificates of participation in the Capital Improvement Fund.

For a summary of expenditures by department and fiscal year, see Table I. Five Year Capital Improvement Program Summary by Department on page A-8.

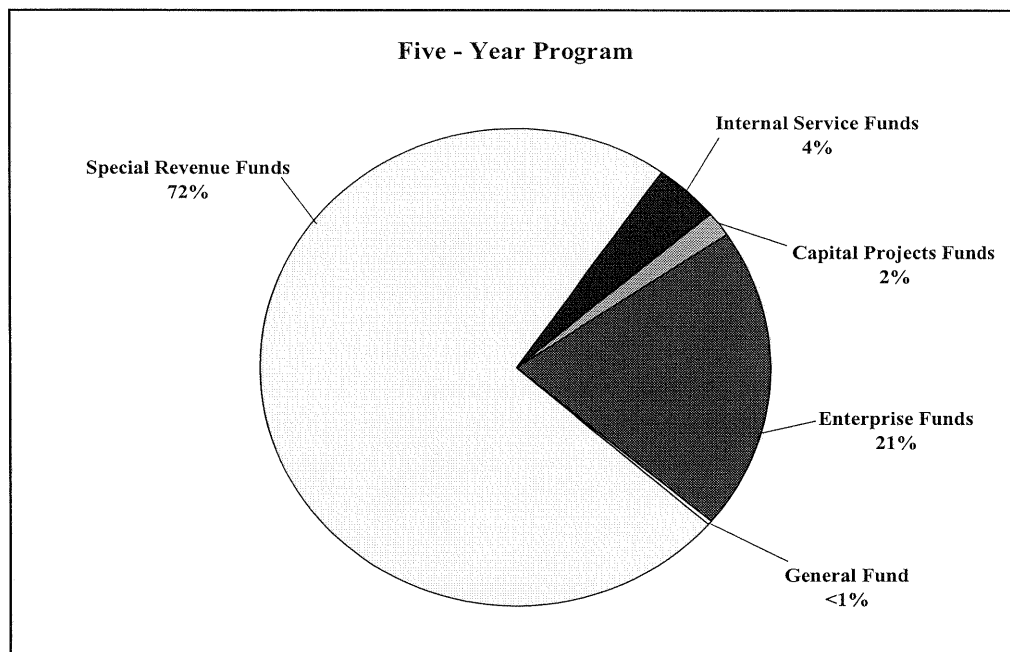
Funding Sources

This five-year program of \$1.1 billion is funded primarily from Special Revenue Funds, which are predominately Transportation’s Regional Transportation Authority Funds.

Five-Year CIP Summary of Funding Sources

(in \$000)	Proposed Year 1 FY 2011	Proposed Five-Year Program
Capital Projects Funds	\$ 6,185.1	\$ 156,857.5
Enterprise Funds	71,145.9	149,057.9
General Funds	330.0	330.0
Special Revenue Funds	244,092.8	807,587.1
Internal Service Funds	14,505.0	14,505.0
Total	\$ 336,258.8	\$ 1,128,337.5

OVERVIEW OF FIVE-YEAR CAPITAL IMPROVEMENT PROGRAM



Capital Projects Funds. This category, which includes the City bond funds, is 2% of the five-year CIP. These funds will provide \$156.9 million over the next five years: \$6.3 million from future bond issuances, \$1.2 million from the 2000 Environmental Service General Obligation Bonds, \$4.7 million from authorized General Obligation Bonds, \$0.3 million in 2005 Water Revenue Bonds and \$144.4 million from a future bond authorization.

Enterprise Funds. Enterprise Funds total \$149.1 million or 21% of the five-year CIP. Federal funding for Housing and Community Development account for only \$0.2 million. Environmental Services totals \$2.6 million. Tucson Water accounts for the remaining \$146.3 million: \$90.3 million from user revenues and \$56.0 million from Water's Obligation fund.

General Fund. This category totals \$0.33 million or less than 1% of the five-year CIP. General Fund: Restricted Revenues in the amount of \$0.3 million is in the Transportation Department specifically for the Hughes Access Road/Raytheon Traffic Signal. The remaining \$0.03 million in General Fund: Restricted Revenue is in the Parks and Recreation Department for the A Mountain Improvement Project.

Special Revenue Funds. This category totals \$807.6 million or 72% of the five-year CIP. Included in this category are federal grants, funding for the Regional Transportation Authority (RTA) plan, the city's Highway User Revenue Funds (HURF), regional HURF distributed by the Pima Association of Governments (PAG), and other agency and private sector contributions.

RTA funds of \$395.8 million account for the largest portion of this category. Next are federal grants of \$219.2 million. Pima County bonds will provide \$72.0 million. Certificates of participation within the Capital Improvement Fund is \$62.2 million. State-shared HURF provides another \$25.2 million: \$3.3 million from the city's HURF allocation and \$21.9 million from regional HURF distributed by PAG. Capacity of \$17.8 million was added for road and regional park improvements. Mass Transit Funds total \$4.4 million from the General Fund Subsidy. The remaining \$11 million comes from a variety of sources including the State of Arizona, developers, and certificates of participation for ParkWise.

OVERVIEW OF FIVE-YEAR CAPITAL IMPROVEMENT PROGRAM

Internal Service Fund. The Internal Service Fund category contains \$13.8 million for Clean Renewable Energy Bond funds, which will be used for the installation of photovoltaic solar panels on eleven city-owned properties. Fleet Services Internal Services Funds total \$0.7 million for fuel system upgrades.

For more detail on funding sources, see Table II. Five-Year Capital Improvement Program Summary by Funding Source beginning on page A-9.

DEPARTMENT PROGRAMS

Department programs are briefly presented in this section. Departments are listed alphabetically within their budget reporting categories, also known as service areas: Neighborhood Services, Environment and Development, and Support Services.

Neighborhood Services

The Neighborhood Services category, which accounts for 8% of the total five-year CIP, contains projects managed by Fire, Housing and Community Development, Parks and Recreation, and Police.

Fire. Fire's five-year program of \$1.7 million consists of one project for land acquisition for future fire stations. General obligation bonds and capacity for possible economic stimulus grants will fund this project.

Housing and Community Development. This department's five-year program of \$8.1 million consists of four projects: construction of public housing resident amenities at a new Martin Luther King, Jr. apartment building, Neighborhood Stabilization Acquisition I, Neighborhood Stabilization Acquisition II, and the Back to Basics program. Funding is provided by the city's Highway User Revenue Funds (HURF), federal HOPE VI funds, other federal grants, and Pima County bonds.

Parks and Recreation. Parks' five-year CIP of \$40.9 million contains 32 projects. These projects are funded primarily from city bonds of \$1.8 million and county bonds of \$28.6 million. Either a new city or county bond authorization is needed for \$0.4 million. Funding from the Capital Improvement Fund, which is certificates of participation is \$8.0 million. Revenue from impact fees and restricted General Fund revenues provide for the remaining \$2.1 million. These funds provide for a wide range of projects: improvements at regional parks, expansion of recreation centers, amenities at neighborhood parks, and zoo improvements.

Police. The Police department's five-year program of \$37.5 million consists of two projects: The Crime Lab and a Computer Dispatch and Records Management System. These projects are funded with certificates of participation in the Capital Improvement Fund and capacity for possible economic stimulus grants.

Environment and Development

The Environment and Development category, which accounts for 89% of the total five-year CIP, contains projects managed by Environmental Services, ParkWise, Transportation, and Tucson Water.

Environmental Services. The department's five-year program of nine projects totals \$9.6 million. Environmental Services' CIP is funded from Environmental Service General Obligation bonds of \$1.2 million, \$2.2 million from Environmental Service revenues, \$0.4 million from certificates of participation and \$5.8 million from a future bond authorization. Projects that are funded with this future bond authorization do not begin until Fiscal Year 2013.

OVERVIEW OF FIVE-YEAR CAPITAL IMPROVEMENT PROGRAM

ParkWise. ParkWise's five-year program of \$5.6 million consists of one project, the Plaza Centro Parking Garage. The project is funded by certificates of participation that will be paid for with ParkWise revenue.

Transportation. The five-year Transportation program of \$696.2 million includes five program areas: Drainage for \$14.9 million, Public Transit for \$250 million, Street Lighting for \$1.9 million, Streets for \$421.3 million, and Traffic Signals for \$8.1 million. Because there are insufficient funds to meet all of Transportation's needs, this CIP allocates available funding to the highest priority projects.

The largest funding source for Transportation's projects is the funding for the RTA plan which totals \$395.8 million. Federal funding provides another significant portion totaling \$211 million: \$149.5 million for transit projects, \$49.6 million for street projects, and \$11.9 million for economic stimulus grants. Other major funding sources are Pima County bond funds of \$38.7 million, city bond funds of \$2.2 million, regional Highway User Revenue Funds (HURF) of \$21.9 million, city HURF of \$1.0 million, and impact fee revenues of \$15.9 million. Restricted General Fund and other contributions provide \$5.3 million. The remaining \$4.4 million is from the General Fund Subsidy for Mass Transit, which is used as the local match for federal transit grants.

Tucson Water. The five-year Tucson Water CIP of \$291 million includes \$270.5 million of improvements to the potable water system and \$20.5 million of improvements for the reclaimed water system. Tucson Water's CIP is funded with future water revenue bond authorization of \$144.4 million, operation funds of \$90.3 million, 2009 Revenue Obligation funds of \$47.7 million, 2010 Revenue Obligation funds of \$8.3 million, and 2005 revenue bonds of \$0.3 million. Tucson Water plans to go to the voters in November 2011 for a new bond authorization.

Support Services

The Support Services category, which accounts for 3% of the total five-year CIP, contains capital projects managed by General Services.

General Services. The five-year General Services program of four projects totals \$37.9 million. General Services' CIP is funded with certificates of participation in the amount of \$17.9 million, Clean Renewable Energy Bonds (CREB) of \$13.8 million, Pima County bonds of \$4.5 million project, miscellaneous federal and state grants of \$1.0 million, and Fleet Service Internal Services Funds of \$0.7 million.

For more project detail, see Section B, Department Programs.

IMPACT ON THE OPERATING BUDGET

The completion of many projects is the beginning of recurring costs for the operating budget. Operating and maintenance (O&M) impacts from projects in this five-year CIP total \$1 million for Fiscal Year 2011, increasing to \$6.3 million for Fiscal Year 2012, and to \$25.9 million by Fiscal Year 2015.

Operating and Maintenance Impacts

(in \$000)	FY 2011	
	Amount	FTEs
General Fund	\$ 982.5	13
Special Revenue Funds	<u>50.0</u>	<u>-0-</u>
Total	\$ 1,032.5	13

The O&M impacts in Fiscal Year 2011 are for the staffing and opening of new or expanded facilities and sport fields. The impacts paid from the General Fund come primarily from the O&M required for the Lincoln and Udall Parks Sport Fields. The impacts paid from the Special Revenue category are for maintenance related to transportation communication improvements.

For a summary of O&M impacts by department and funding source over the next five years, see Table III, Five-Year Capital Improvement Program Summary of CIP Impact on the Operating Budget, on page A-11.

SUMMARY TABLES

Table I, Five-Year Capital Improvement Program Summary by Department (page A-8)

Table II, Five-Year Capital Improvement Program Summary by Funding Source (page A-9).

Table III, Five-Year Capital Improvement Program, Summary of CIP Impact on the Operating Budget (page A-11).

Table IV, Listing of Projects with Pima County Funding (page A-12).

Table I
Five-Year Capital Improvement Program
Summary by Department
(\$000)

Service Area/Department	Prior Year(s)	Proposed Fiscal Year 2011			Projected Requirements				Five Year Total	Future Years	Total Project
		Carry Forward	New Funding	Year 1 Total	Year 2 FY 2012	Year 3 FY 2013	Year 4 FY 2014	Year 5 FY 2015			
Neighborhood Services											
Fire	101.2	1,346.0	319.8	1,665.8	-	-	-	-	1,665.8	-	1,767.0
Housing and Community Development	8,704.2	8,115.8	-	8,115.8	-	-	-	-	8,115.8	-	16,820.0
Parks and Recreation	9,063.7	4,584.7	12,821.1	17,405.8	14,675.6	5,842.5	1,520.2	1,500.0	40,944.1	-	50,007.8
Police	5,450.0	9,800.0	26,501.5	36,301.5	1,150.7	-	-	-	37,452.2	-	42,902.2
	<u>23,319.1</u>	<u>23,846.5</u>	<u>39,642.4</u>	<u>63,488.9</u>	<u>15,826.3</u>	<u>5,842.5</u>	<u>1,520.2</u>	<u>1,500.0</u>	<u>88,177.9</u>	<u>-</u>	<u>111,497.1</u>
Environment and Development											
Environmental Services	13,959.9	427.3	1,375.0	1,802.3	275.0	3,300.0	2,500.0	1,700.0	9,577.3	12,350.0	35,887.2
ParkWise	-	-	5,569.0	5,569.0	-	-	-	-	5,569.0	-	5,569.0
Transportation	104,537.3	55,179.9	115,455.7	170,635.6	235,420.8	126,883.1	72,565.8	90,681.0	696,186.3	284,582.7	1,085,306.3
Tucson Water	14,965.7	8,000.0	62,604.0	70,604.0	61,543.0	52,826.0	52,736.0	53,256.0	290,965.0	353,327.0	659,257.7
	<u>133,463.0</u>	<u>63,607.2</u>	<u>185,003.7</u>	<u>248,610.9</u>	<u>297,238.8</u>	<u>183,009.1</u>	<u>127,801.8</u>	<u>145,637.0</u>	<u>1,002,297.6</u>	<u>650,259.7</u>	<u>1,786,020.2</u>
Support Services											
General Services	235.0	15.0	24,144.0	24,159.0	7,277.0	2,642.0	2,152.0	1,632.0	37,862.0	-	38,097.0
	<u>235.0</u>	<u>15.0</u>	<u>24,144.0</u>	<u>24,159.0</u>	<u>7,277.0</u>	<u>2,642.0</u>	<u>2,152.0</u>	<u>1,632.0</u>	<u>37,862.0</u>	<u>-</u>	<u>38,097.0</u>
Total	157,017.1	87,468.7	248,790.1	336,258.8	320,342.1	191,493.6	131,474.0	148,769.0	1,128,337.5	650,259.7	1,935,614.3

Table II
Five-Year Capital Improvement Program
Summary by Funding Source
(\$000)

Fund Category/Fund	Prior Year(s)	Proposed Fiscal Year 2011			Projected Requirements				Five Year Total	Future Years	Total Project
		Carry Forward	New Funding	Year 1 Total	Year 2 FY 2012	Year 3 FY 2013	Year 4 FY 2014	Year 5 FY 2015			
Capital Project Funds											
2000 Environmental Service Bonds	1,185.5	-	1,200.0	1,200.0	-	-	-	-	1,200.0	-	2,385.5
2000 General Obligation Bond Funds	3,934.0	3,987.9	218.4	4,206.3	-	-	-	-	4,206.3	-	8,140.3
2000 General Obligation Bond Funds: Interest	277.2	377.4	101.4	478.8	-	-	-	-	478.8	-	756.0
2005 Water Revenue Bond Funds	5,579.8	300.0	-	300.0	-	-	-	-	300.0	-	5,879.8
Future Bond Issuances	-	-	-	-	448.4	3,300.0	2,500.0	-	6,248.4	6,700.0	12,948.4
Future Water Revenue Bonds	-	-	-	-	46,145.0	34,796.0	36,024.0	27,459.0	144,424.0	266,927.0	411,351.0
	15,287.1	4,665.3	1,519.8	6,185.1	46,593.4	38,096.0	38,524.0	27,459.0	156,857.5	273,627.0	445,771.6
Enterprise Funds											
2009 Water Revenue System Obligation Fund	5,988.0	7,700.0	600.0	8,300.0	-	-	-	-	8,300.0	-	14,288.0
2010 Water Revenue System Obligation Fund	-	-	47,653.0	47,653.0	-	-	-	-	47,653.0	-	47,653.0
Central Office Cost Center: Federal Funding	-	239.6	-	239.6	-	-	-	-	239.6	-	239.6
Environmental Services Fund	2,025.1	-	175.0	175.0	275.0	-	-	1,700.0	2,150.0	5,650.0	9,825.1
Environmental Services Fund: COPs	7,422.7	427.3	-	427.3	-	-	-	-	427.3	-	7,850.0
Tucson Water Revenue and Operations Fund	530.5	-	14,351.0	14,351.0	15,398.0	18,030.0	16,712.0	25,797.0	90,288.0	86,400.0	177,218.5
	17,814.1	8,366.9	62,779.0	71,145.9	15,673.0	18,030.0	16,712.0	27,497.0	149,057.9	92,050.0	258,922.0
General Fund											
General Fund: Restricted Revenues	229.2	30.0	300.0	330.0	-	-	-	-	330.0	-	559.2
	1,196.8	30.0	300.0	330.0	-	-	-	-	330.0	-	1,526.8

Table II
Five-Year Capital Improvement Program
Summary by Funding Source
(\$000)

Fund Category/Fund	Prior Year(s)	Proposed Fiscal Year 2011			Projected Requirements				Five Year Total	Future Years	Total Project
		Carry Forward	New Funding	Year 1 Total	Year 2 FY 2012	Year 3 FY 2013	Year 4 FY 2014	Year 5 FY 2015			
Special Revenue Funds											
Capital Agreement Fund: PAG	3,150.5	50.0	3,080.3	3,130.3	4,100.0	2,725.0	2,500.0	9,420.2	21,875.5	-	25,026.0
Capital Agreement Fund: Pima County Bonds	6,999.1	2,228.1	13,616.7	15,844.8	25,282.6	18,842.5	9,179.0	2,841.2	71,990.1	25,900.0	104,889.2
Capital Improvement Fund	6,173.5	10,301.5	43,224.5	53,526.0	7,827.0	2,642.0	2,152.0	1,632.0	67,779.0	-	73,952.6
Community Development Block Grant Fund	5,558.6	4,870.2	-	4,870.2	-	-	-	-	4,870.2	-	10,428.8
Economic Stimulus Fund	5,000.0	2,000.0	10,900.1	12,900.1	1,150.7	-	-	-	14,050.8	-	19,050.8
Federal Highway Administration Grants	965.0	4,051.1	12,360.4	16,411.5	8,990.0	5,017.2	7,465.0	11,750.0	49,633.7	17,774.3	68,373.0
HOPE VI - Martin Luther King Revitalization	2,018.6	584.9	-	584.9	-	-	-	-	584.9	-	2,603.5
Highway User Revenue Fund	295.6	2,299.5	846.2	3,145.7	164.0	12.0	-	-	3,321.7	-	3,617.3
Highway User Revenue Fund: Contributions	-	-	200.0	200.0	200.0	200.0	200.0	-	800.0	-	800.0
Highway User Revenue Fund: In-Lieu Fees	564.5	-	1,650.0	1,650.0	1,849.0	349.0	349.0	-	4,197.0	-	4,761.5
Mass Transit Fund: Federal Grants	2,139.4	7,146.5	28,912.3	36,058.8	61,298.5	28,514.7	11,755.9	11,883.3	149,511.2	-	151,650.6
Mass Transit Fund: General Fund Subsidy	910.5	145.1	406.5	551.6	999.7	950.5	950.5	950.5	4,402.8	-	5,313.3
Miscellaneous Federal Grants	-	-	250.0	250.0	250.0	-	-	-	500.0	-	500.0
Miscellaneous Non-Federal Grants	-	-	450.0	450.0	-	-	-	-	450.0	-	450.0
Regional Transportation Authority Fund	86,249.5	38,532.7	49,340.5	87,873.2	140,265.9	73,614.7	41,686.6	52,335.8	395,776.2	234,908.4	716,934.1
Road & Park Impact Fee Fund: Central District	404.5	80.0	-	80.0	3,000.0	-	-	-	3,080.0	-	3,484.5
Road & Park Impact Fee Fund: Central Pending	-	-	-	-	-	-	-	3,000.0	3,000.0	6,000.0	9,000.0
Road & Park Impact Fee Fund: East District	840.2	1,879.1	3,063.8	4,942.9	1,612.4	2,500.0	-	-	9,055.3	-	9,895.5
Road & Park Impact Fee Fund: Southeast District	502.2	-	-	-	248.4	-	-	-	248.4	-	750.6
Road & Park Impact Fee Fund: Southlands District	464.7	139.5	50.0	189.5	762.3	-	-	-	951.8	-	1,416.5
Road & Park Impact Fee Fund: West District	417.8	83.3	1,350.0	1,433.3	75.2	-	-	-	1,508.5	-	1,926.3
	122,654.1	74,391.5	169,701.3	244,092.8	258,075.7	135,367.6	76,238.0	93,813.0	807,587.1	284,582.7	1,214,823.9
Internal Service Fund											
Clean Renewable Energy Bond Fund	-	-	13,790.0	13,790.0	-	-	-	-	13,790.0	-	13,790.0
Fleet Services Internal Service Fund	65.0	15.0	700.0	715.0	-	-	-	-	715.0	-	780.0
	65.0	15.0	14,490.0	14,505.0	-	-	-	-	14,505.0	-	14,570.0
Total	157,017.1	87,468.7	248,790.1	336,258.8	320,342.1	191,493.6	131,474.0	148,769.0	1,128,337.5	650,259.7	1,935,614.3

Table III
Five-Year Capital Improvement Program
Summary of CIP Impact on the Operating Budget
(\$000)

Service Area/Department	Year 1 FY 2011	Year 2 FY 2012	Year 3 FY 2013	Year 4 FY 2014	Year 5 FY 2015	Five Year Total
Neighborhood Services						
Parks and Recreation	982.5	2,675.5	2,393.0	2,464.8	2,464.8	10,980.6
Police	-	500.0	606.0	612.2	618.7	2,336.9
	<u>982.5</u>	<u>3,175.5</u>	<u>2,999.0</u>	<u>3,077.0</u>	<u>3,083.5</u>	<u>13,317.5</u>
Environment and Development						
Environmental Services	-	-	-	180.0	180.0	360.0
ParkWise	-	90.5	90.5	90.5	90.5	361.9
Transportation	50.0	2,910.0	19,261.6	20,593.4	21,565.0	64,380.0
Tucson Water	-	120.0	950.0	950.0	950.0	2,970.0
	<u>50.0</u>	<u>3,120.5</u>	<u>20,302.1</u>	<u>21,813.9</u>	<u>22,785.5</u>	<u>68,071.9</u>
Total	1,032.5	6,296.0	23,301.1	24,890.9	25,869.0	81,389.4

Source of Funds Summary						
Enterprise Funds						
Environmental Services Fund	-	-	-	180.0	180.0	360.0
Tucson Water Revenue and Operations Fund	-	120.0	950.0	950.0	950.0	2,970.0
	<u>-</u>	<u>120.0</u>	<u>950.0</u>	<u>1,130.0</u>	<u>1,130.0</u>	<u>3,330.0</u>
General Fund						
General Fund	982.5	3,175.5	2,999.0	3,077.0	3,083.5	13,317.5
	<u>982.5</u>	<u>3,175.5</u>	<u>2,999.0</u>	<u>3,077.0</u>	<u>3,083.5</u>	<u>13,317.5</u>
Special Revenue Funds						
Highway User Revenue Fund	50.0	156.0	353.0	611.0	611.0	1,781.0
Mass Transit Fund: RTA Contribution	-	-	16,054.6	17,028.4	18,000.0	51,083.0
ParkWise: Fees and Charges	-	90.5	90.5	90.5	90.5	361.9
Regional Transportation Authority Fund	-	2,754.0	2,854.0	2,954.0	2,954.0	11,516.0
	<u>50.0</u>	<u>3,000.5</u>	<u>19,352.1</u>	<u>20,683.9</u>	<u>21,655.5</u>	<u>64,741.9</u>
Total	1,032.5	6,296.0	23,301.1	24,890.9	25,869.0	81,389.4

Table IV
Five-Year Capital Improvement Program
Projects with Pima County Funding

(\$000)

Project Name / Fund	Prior Year(s)	Proposed Fiscal Year 2011			Projected Requirements				Five Year Total	Future Years	Total Project
		Carry Forward	New Funding	Year 1 Total	Year 2 FY 2012	Year 3 FY 2013	Year 4 FY 2014	Year 5 FY 2015			
General Services											
Park & Ajo Communications Center Renovation Capital Agreement Fund: Pima County Bonds	-	-	1,550.0	1,550.0	2,950.0	-	-	-	4,500.0	-	4,500.0
Housing and Community Development											
Martin Luther King Public Housing Amenities Capital Agreement Fund: Pima County Bonds	1,127.1	145.6	-	145.6	-	-	-	-	145.6	-	1,272.7
Parks and Recreation											
Arroyo Chico Urban Path: Campbell/Parkway Capital Agreement Fund: Pima County Bonds	456.0	-	519.0	519.0	-	-	-	-	519.0	-	975.0
Atterbury Wash Sanctuary Expansion Capital Agreement Fund: Pima County Bonds	150.0	150.0	870.0	1,020.0	-	-	-	-	1,020.0	-	1,170.0
Catalina Park Integrated Play Area Capital Agreement Fund: Pima County Bonds	276.2	200.0	-	200.0	-	-	-	-	200.0	-	476.2
Julian Wash Linear Park Capital Agreement Fund: Pima County Bonds	550.0	-	1,851.5	1,851.5	1,206.0	-	-	-	3,057.5	-	3,607.5
Lincoln Park Sport Fields Capital Agreement Fund: Pima County Bonds	333.0	-	3,079.5	3,079.5	-	-	-	-	3,079.5	-	3,412.5
Menlo Park Elementary Soccer Improvements Capital Agreement Fund: Pima County Bonds	-	465.5	-	465.5	363.3	-	-	-	828.8	-	828.8
Menlo Park Improvements Capital Agreement Fund: Pima County Bonds	254.0	50.0	-	50.0	-	-	-	-	50.0	-	304.0
Northside Recreation Center Capital Agreement Fund: Pima County Bonds	75.0	20.0	171.6	191.6	2,381.5	2,714.2	-	-	5,287.3	-	5,362.3
Pima County Bond Project Capacity Capital Agreement Fund: Pima County Bonds	1,429.3	-	1,500.0	1,500.0	1,500.0	1,500.0	1,500.0	1,500.0	7,500.0	-	8,929.3

Table IV
Five-Year Capital Improvement Program
Projects with Pima County Funding

(\$000)


Project Name / Fund	Prior Year(s)	Proposed Fiscal Year 2011			Projected Requirements				Five Year Total	Future Years	Total Project
		Carry Forward	New Funding	Year 1 Total	Year 2 FY 2012	Year 3 FY 2013	Year 4 FY 2014	Year 5 FY 2015			
Parks and Recreation											
Southeast Community Park											
Capital Agreement Fund: Pima County Bonds	7.7	-	265.7	265.7	3,928.1	1,628.3	20.2	-	5,842.3	-	5,850.0
Toumey Park											
Capital Agreement Fund: Pima County Bonds	-	-	200.0	200.0	-	-	-	-	200.0	-	200.0
Udall Park Sport Fields											
Capital Agreement Fund: Pima County Bonds	1,935.2	500.0	-	500.0	-	-	-	-	500.0	-	2,435.2
Verdugo Park (Barrio Kroeger Lane)											
Capital Agreement Fund: Pima County Bonds	100.0	50.0	-	50.0	-	-	-	-	50.0	-	150.0
Wakefield/St. John's Skate Facility											
Capital Agreement Fund: Pima County Bonds	-	-	500.0	500.0	-	-	-	-	500.0	-	500.0
Transportation											
22nd Street: I-10 to Tucson Boulevard											
Capital Agreement Fund: Pima County Bonds	-	-	-	-	4,000.0	5,000.0	-	-	9,000.0	-	9,000.0
Avondale Neighborhood Lighting											
Capital Agreement Fund: Pima County Bonds	-	-	295.6	295.6	-	-	-	-	295.6	-	295.6
Barrio Centro Neighborhood Lighting											
Capital Agreement Fund: Pima County Bonds	-	-	150.0	150.0	313.7	-	-	-	463.7	-	463.7
Barrio San Antonio Improvements											
Capital Agreement Fund: Pima County Bonds	-	-	486.2	486.2	-	-	-	-	486.2	-	486.2
Broadway: Euclid to Country Club											
Capital Agreement Fund: Pima County Bonds	-	-	-	-	8,000.0	8,000.0	7,658.8	1,341.2	25,000.0	-	25,000.0
Cambio Grande Street Revitalization											
Capital Agreement Fund: Pima County Bonds	0.1	497.0	-	497.0	-	-	-	-	497.0	-	497.1
Dunbar Spring Neighborhood Improvements											
Capital Agreement Fund: Pima County Bonds	-	-	472.6	472.6	-	-	-	-	472.6	-	472.6

Table IV
Five-Year Capital Improvement Program
Projects with Pima County Funding


(\$000)

Project Name / Fund	Prior Year(s)	Proposed Fiscal Year 2011			Projected Requirements				Five Year Total	Future Years	Total Project
		Carry Forward	New Funding	Year 1 Total	Year 2 FY 2012	Year 3 FY 2013	Year 4 FY 2014	Year 5 FY 2015			
Transportation											
Elvira Neighborhood Lighting											
Capital Agreement Fund: Pima County Bonds	-	-	240.0	240.0	240.0	-	-	-	480.0	-	480.0
Five Points Transportation Enhancement											
Capital Agreement Fund: Pima County Bonds	-	-	100.0	100.0	400.0	-	-	-	500.0	-	500.0
Houghton Road: Old Spanish Trail to Valencia											
Capital Agreement Fund: Pima County Bonds	-	-	1,365.0	1,365.0	-	-	-	-	1,365.0	25,900.0	27,265.0
Midtown Neighborhood Sidewalks											
Capital Agreement Fund: Pima County Bonds	305.5	150.0	-	150.0	-	-	-	-	150.0	-	455.5
Total	6,999.1	2,228.1	13,616.7	15,844.8	25,282.6	18,842.5	9,179.0	2,841.2	71,990.1	25,900.0	104,889.2

Section B - Department Programs



Environmental Services



Capital Improvement Program Department Statement

FY 2011 through FY 2015

Department: Environmental Services

Five-Year Total: \$ 9,577,300

The Environmental Services Capital Improvement Program (CIP) consists of projects that fulfill the city's need to safeguard the community from environmental impacts, create future landfill capacity, and comply with environmental protection regulations. These projects directly reflect the city's efforts to enhance neighborhoods and downtown by restoring the natural environment and removing environmental barriers to redevelopment.

The five-year program of \$9.6 million is funded with \$1.2 million from the 2000 bond authorization, \$2.2 million in Environmental Services funds, \$0.4 million from certificates of participation, and \$5.8 million from a possible future authorization of bonds.

This Environmental Services CIP is divided into four project categories.

Facilities. Projects in this category total \$1.9 million and include improvements at the Los Reales Landfill for safety and efficiencies.

Landfill Closure. Projects in this category total \$1.1 million and include closure design work for the Tumamoc Landfill (a closed landfill) and closure-related improvements for the Los Reales Landfill (the city's only active landfill).

Landfill Construction. Projects in this category total \$0.3 million for improvements to the Los Reales Landfill, including buffer and drainage improvements, and the future construction of new lined cells. Improving the Los Reales landfill represents millions of dollars in cost savings through lower transportation costs and cost avoidance of a new landfill. The Los Reales Landfill master plan calls for lined cells, recycling facilities, and drainage improvements to extend the life of the landfill through at least 2060.

Remediations. Projects in this category total \$6.3 million and include the assessment and remediation of soil and groundwater contamination at city-owned and/or operated landfill sites.

This five-year CIP has a projected impact on the operating budget of \$180,000 annually beginning Fiscal Year 2014. See the following page for the operating budget impact by project and funding source.

Environmental Services: CIP Impact on the Operating Budget

When the following projects in this CIP are completed, they will require funding for annual operations. The estimated impact of these projects on the operating budget over the next five years is shown in the table below.

(\$000)

Project Name	Year 1 FY 2011	Year 2 FY 2012	Year 3 FY 2013	Year 4 FY 2014	Year 5 FY 2015	Five Year Total
Silverbell Jail Annex Landfill Remediation	-	-	-	180.0	180.0	360.0
Total	-	-	-	180.0	180.0	360.0

Source of Funds Summary						
Environmental Services Fund	-	-	-	180.0	180.0	360.0
Total	-	-	-	180.0	180.0	360.0

Environmental Services

Five-Year Capital Improvement Program

(\$000)

Program Area	Prior Year(s)	Proposed Fiscal Year 2011			Projected Requirements				Five Year Total	Future Years	Total Project
		Carry Forward	New Funding	Year 1 Total	Year 2 FY 2012	Year 3 FY 2013	Year 4 FY 2014	Year 5 FY 2015			
Environmental Services - Facilities	1,345.0	199.1	-	199.1	200.0	-	-	1,500.0	1,899.1	5,650.0	8,894.1
Environmental Services - Landfill Closure	2,128.6	-	175.0	175.0	-	800.0	-	100.0	1,075.0	800.0	4,003.6
Environmental Services - Landfill Construction	6,121.8	228.2	-	228.2	-	-	-	100.0	328.2	5,900.0	12,350.0
Environmental Services - Remediations	4,364.5	-	1,200.0	1,200.0	75.0	2,500.0	2,500.0	-	6,275.0	-	10,639.5
Department Total	13,959.9	427.3	1,375.0	1,802.3	275.0	3,300.0	2,500.0	1,700.0	9,577.3	12,350.0	35,887.2

Source of Funds Summary											
1994 General Obligation Bond Funds	2,562.0	-	-	-	-	-	-	-	-	-	2,562.0
1994 General Obligation Bond Funds: Interest	46.9	-	-	-	-	-	-	-	-	-	46.9
2000 Environmental Service Bonds	1,185.5	-	1,200.0	1,200.0	-	-	-	-	1,200.0	-	2,385.5
2000 General Obligation Bond Funds	717.6	-	-	-	-	-	-	-	-	-	717.6
Environmental Services Fund	2,025.1	-	175.0	175.0	275.0	-	-	1,700.0	2,150.0	5,650.0	9,825.1
Environmental Services Fund: COPs	7,422.7	427.3	-	427.3	-	-	-	-	427.3	-	7,850.0
Future Bond Issuances	-	-	-	-	-	3,300.0	2,500.0	-	5,800.0	6,700.0	12,500.0
Department Total	13,959.9	427.3	1,375.0	1,802.3	275.0	3,300.0	2,500.0	1,700.0	9,577.3	12,350.0	35,887.2

Environmental Services - Facilities

Five-Year Capital Improvement Program

(\$000)

Project Name / Fund	Prior Year(s)	Proposed Fiscal Year 2011			Projected Requirements				Five Year Total	Future Years	Total Project
		Carry Forward	New Funding	Year 1 Total	Year 2 FY 2012	Year 3 FY 2013	Year 4 FY 2014	Year 5 FY 2015			
Household Hazardous Waste Processing Facility											
Environmental Services Fund	-	-	-	-	100.0	-	-	-	100.0	-	100.0
	-	-	-	-	100.0	-	-	-	100.0	-	100.0
Los Reales 80-Acre Facilities Construction											
Environmental Services Fund	-	-	-	-	100.0	-	-	1,500.0	1,600.0	5,650.0	7,250.0
	-	-	-	-	100.0	-	-	1,500.0	1,600.0	5,650.0	7,250.0
Los Reales Infrastructure Plan											
Environmental Services Fund	44.1	-	-	-	-	-	-	-	-	-	44.1
Environmental Services Fund: COPs	1,300.9	199.1	-	199.1	-	-	-	-	199.1	-	1,500.0
	1,345.0	199.1	-	199.1	-	-	-	-	199.1	-	1,544.1
Program Area Total	1,345.0	199.1	-	199.1	200.0	-	-	1,500.0	1,899.1	5,650.0	8,894.1
Source of Funds Summary											
Environmental Services Fund	44.1	-	-	-	200.0	-	-	1,500.0	1,700.0	5,650.0	7,394.1
Environmental Services Fund: COPs	1,300.9	199.1	-	199.1	-	-	-	-	199.1	-	1,500.0
Program Area Total	1,345.0	199.1	-	199.1	200.0	-	-	1,500.0	1,899.1	5,650.0	8,894.1

Environmental Services - Facilities

(\$000)

Household Hazardous Waste Processing Facility									Project ID: Q382		
Description: Design an HHW (household hazardous waste) processing facility adjacent to the HHW collection site at the Los Reales landfill. This facility will serve the eastside Tucson community and allow for bulking and processing of HHHW materials prior to their shipment to recycling sites. Future funding sources must be identified for the construction of this facility.									Start Date: 7/10 End Date: 6/12 Location: Ward 5		
Justification: As the City of Tucson grows and additional HHW materials are collected, e.g., computers, televisions, and CFL's (compact fluorescent lightbulbs), the existing westside HHW facility at Prince Road and Interstate 10 will not be able to handle the management of all HHW materials. This project will also prolong the life of the city's only operating landfill and it will likely be jointly funded with Pima County.											
Source of Funds:	Prior Year(s)	Proposed Fiscal Year 2011			Projected Requirements				Five Year Total	Future Years	Total Project
		Carry Forward	New Funding	Year 1 Total	Year 2 FY 2012	Year 3 FY 2013	Year 4 FY 2014	Year 5 FY 2015			
Environmental Services Fund	-	-	-	-	100.0	-	-	-	100.0	-	100.0
Total	-	-	-	-	100.0	-	-	-	100.0	-	100.0

Los Reales 80-Acre Facilities Construction									Project ID: Q384		
Description: Construct facilities at the new Los Reales 80-acre site, including a self-hauler facility, an education and training center, administrative offices, recycling facilities (for expanded diversion of materials currently landfilled), a scalehouse, and a household hazardous waste collection facility. Future funding sources must be identified for the construction of these facilities.									Start Date: 7/11 End Date: 6/19 Location: Ward 5		
Justification: New facilities construction is necessary to complete the master plan for the new Los Reales 80-acre site. The future plan is for the Los Reales landfill to be both an operational facility and an educational resource for the public.											
Source of Funds:	Prior Year(s)	Proposed Fiscal Year 2011			Projected Requirements				Five Year Total	Future Years	Total Project
		Carry Forward	New Funding	Year 1 Total	Year 2 FY 2012	Year 3 FY 2013	Year 4 FY 2014	Year 5 FY 2015			
Environmental Services Fund	-	-	-	-	100.0	-	-	1,500.0	1,600.0	5,650.0	7,250.0
Total	-	-	-	-	100.0	-	-	1,500.0	1,600.0	5,650.0	7,250.0

Environmental Services - Facilities

(\$000)

<p>Los Reales Infrastructure Plan</p> <p>Description: Design the facility infrastructure improvements on the 80-acre site at Los Reales Landfill. Construction of the improvements is budgeted in the Los Reales 80-Acre Facilities Construction project.</p> <p>Justification: This project provides the infrastructure design necessary to implement the Master Plan. The future plan is for the landfill to be both an operational facility and an educational resource for the public.</p>										<p>Project ID: Q383</p> <p>Start Date: 7/07</p> <p>End Date: 6/11</p> <p>Location: Ward 5</p>	
Source of Funds:	Prior Year(s)	Proposed Fiscal Year 2011			Projected Requirements				Five Year Total	Future Years	Total Project
		Carry Forward	New Funding	Year 1 Total	Year 2 FY 2012	Year 3 FY 2013	Year 4 FY 2014	Year 5 FY 2015			
Environmental Services Fund	44.1	-	-	-	-	-	-	-	-	-	44.1
Environmental Services Fund: COPs	1,300.9	199.1	-	199.1	-	-	-	-	199.1	-	1,500.0
Total	1,345.0	199.1	-	199.1	-	-	-	-	199.1	-	1,544.1

Environmental Services - Landfill Closure

Five-Year Capital Improvement Program

(\$000)

Project Name / Fund	Prior Year(s)	Proposed Fiscal Year 2011			Projected Requirements				Five Year Total	Future Years	Total Project
		Carry Forward	New Funding	Year 1 Total	Year 2 FY 2012	Year 3 FY 2013	Year 4 FY 2014	Year 5 FY 2015			
Los Reales Landfill Intermediate Closure											
2000 Environmental Service Bonds	6.6	-	-	-	-	-	-	-	-	-	6.6
Environmental Services Fund	-	-	-	-	-	-	-	100.0	100.0	-	100.0
Future Bond Issuances	-	-	-	-	-	-	-	-	-	300.0	300.0
	6.6	-	-	-	-	-	-	100.0	100.0	300.0	406.6
Los Reales Landfill Westside Closure											
1994 General Obligation Bond Funds	440.8	-	-	-	-	-	-	-	-	-	440.8
1994 General Obligation Bond Funds: Interest	9.2	-	-	-	-	-	-	-	-	-	9.2
2000 Environmental Service Bonds	61.1	-	-	-	-	-	-	-	-	-	61.1
2000 General Obligation Bond Funds	510.4	-	-	-	-	-	-	-	-	-	510.4
Environmental Services Fund	213.2	-	100.0	100.0	-	-	-	-	100.0	-	313.2
Future Bond Issuances	-	-	-	-	-	800.0	-	-	800.0	-	800.0
	1,234.7	-	100.0	100.0	-	800.0	-	-	900.0	-	2,134.7
Tumamoc Landfill Closure											
2000 Environmental Service Bonds	27.3	-	-	-	-	-	-	-	-	-	27.3
Environmental Services Fund	860.0	-	75.0	75.0	-	-	-	-	75.0	-	935.0
Future Bond Issuances	-	-	-	-	-	-	-	-	-	500.0	500.0
	887.3	-	75.0	75.0	-	-	-	-	75.0	500.0	1,462.3
Program Area Total	2,128.6	-	175.0	175.0	-	800.0	-	100.0	1,075.0	800.0	4,003.6
Source of Funds Summary											
1994 General Obligation Bond Funds	440.8	-	-	-	-	-	-	-	-	-	440.8
1994 General Obligation Bond Funds: Interest	9.2	-	-	-	-	-	-	-	-	-	9.2
2000 Environmental Service Bonds	95.0	-	-	-	-	-	-	-	-	-	95.0
2000 General Obligation Bond Funds	510.4	-	-	-	-	-	-	-	-	-	510.4
Environmental Services Fund	1,073.2	-	175.0	175.0	-	-	-	100.0	275.0	-	1,348.2
Future Bond Issuances	-	-	-	-	-	800.0	-	-	800.0	800.0	1,600.0
Program Area Total	2,128.6	-	175.0	175.0	-	800.0	-	100.0	1,075.0	800.0	4,003.6

Environmental Services - Landfill Closure

(\$000)

Los Reales Landfill Intermediate Closure										Project ID: Q324		
Description: Design and construct closure features, including subgrade preparations, stormwater drainage swales and letdowns.										Start Date: 7/10 End Date: 6/18 Location: Ward 5		
Justification: These features will facilitate the eventual closure of the Los Reales Landfill. Cover maintenance and stormwater controls are required to comply with state and federal regulations.												
Source of Funds:	Prior Year(s)	Proposed Fiscal Year 2011			Projected Requirements				Five Year Total	Future Years	Total Project	
		Carry Forward	New Funding	Year 1 Total	Year 2 FY 2012	Year 3 FY 2013	Year 4 FY 2014	Year 5 FY 2015				
2000 Environmental Service Bonds	6.6	-	-	-	-	-	-	-	-	-	6.6	
Environmental Services Fund	-	-	-	-	-	-	-	100.0	100.0	-	100.0	
Future Bond Issuances	-	-	-	-	-	-	-	-	-	300.0	300.0	
Total	6.6	-	-	-	-	-	-	100.0	100.0	300.0	406.6	

Los Reales Landfill Westside Closure										Project ID: Q325		
Description: Design and construct final closure for an industrial waste disposal area on the westside of Los Reales Landfill.										Start Date: 1/98 End Date: 6/13 Location: Ward 5		
Justification: Closure of this landfill area is necessary to ensure compliance with state and federal regulations and will improve long-term protection of the soil and groundwater.												
Source of Funds:	Prior Year(s)	Proposed Fiscal Year 2011			Projected Requirements				Five Year Total	Future Years	Total Project	
		Carry Forward	New Funding	Year 1 Total	Year 2 FY 2012	Year 3 FY 2013	Year 4 FY 2014	Year 5 FY 2015				
1994 General Obligation Bond Funds	440.8	-	-	-	-	-	-	-	-	-	440.8	
1994 General Obligation Bond Funds: Interest	9.2	-	-	-	-	-	-	-	-	-	9.2	
2000 Environmental Service Bonds	61.1	-	-	-	-	-	-	-	-	-	61.1	
2000 General Obligation Bond Funds	510.4	-	-	-	-	-	-	-	-	-	510.4	
Environmental Services Fund	213.2	-	100.0	100.0	-	-	-	-	100.0	-	313.2	
Future Bond Issuances	-	-	-	-	-	800.0	-	-	800.0	-	800.0	
Total	1,234.7	-	100.0	100.0	-	800.0	-	-	900.0	-	2,134.7	

Environmental Services - Landfill Closure

(\$000)

Tumamoc Landfill Closure Description: Design and construct final closure of the Tumamoc Landfill, including permitting and soil purchase. The design phase will be completed in Fiscal Year 2011. Future permitting, soil purchases, and construction is contingent upon the availability of future funding sources and participation from responsible parties. Justification: The landfill footprint is approximately 20 acres, unlined, and capped with native soil. The improvements must be constructed to meet state regulations.										Project ID: Q312 Start Date: 7/05 End Date: 6/19 Location: Ward 1	
Source of Funds:	Prior Year(s)	Proposed Fiscal Year 2011			Projected Requirements				Five Year Total	Future Years	Total Project
		Carry Forward	New Funding	Year 1 Total	Year 2 FY 2012	Year 3 FY 2013	Year 4 FY 2014	Year 5 FY 2015			
2000 Environmental Service Bonds	27.3	-	-	-	-	-	-	-	-	-	27.3
Environmental Services Fund	860.0	-	75.0	75.0	-	-	-	-	75.0	-	935.0
Future Bond Issuances	-	-	-	-	-	-	-	-	-	500.0	500.0
Total	887.3	-	75.0	75.0	-	-	-	-	75.0	500.0	1,462.3

Environmental Services - Landfill Construction

Five-Year Capital Improvement Program

(\$000)

Project Name / Fund	Prior Year(s)	Proposed Fiscal Year 2011			Projected Requirements				Five Year Total	Future Years	Total Project
		Carry Forward	New Funding	Year 1 Total	Year 2 FY 2012	Year 3 FY 2013	Year 4 FY 2014	Year 5 FY 2015			
Los Reales Landfill Lined Cell 3											
Environmental Services Fund: COPs	6,121.8	228.2	-	228.2	-	-	-	-	228.2	-	6,350.0
	<u>6,121.8</u>	<u>228.2</u>	<u>-</u>	<u>228.2</u>	<u>-</u>	<u>-</u>	<u>-</u>	<u>-</u>	<u>228.2</u>	<u>-</u>	<u>6,350.0</u>
Los Reales Landfill Lined Cell 4											
Environmental Services Fund	-	-	-	-	-	-	-	100.0	100.0	-	100.0
Future Bond Issuances	-	-	-	-	-	-	-	-	-	5,900.0	5,900.0
	<u>-</u>	<u>-</u>	<u>-</u>	<u>-</u>	<u>-</u>	<u>-</u>	<u>-</u>	<u>100.0</u>	<u>100.0</u>	<u>5,900.0</u>	<u>6,000.0</u>
Program Area Total	6,121.8	228.2	-	228.2	-	-	-	100.0	328.2	5,900.0	12,350.0
Source of Funds Summary											
Environmental Services Fund	-	-	-	-	-	-	-	100.0	100.0	-	100.0
Environmental Services Fund: COPs	6,121.8	228.2	-	228.2	-	-	-	-	228.2	-	6,350.0
Future Bond Issuances	-	-	-	-	-	-	-	-	-	5,900.0	5,900.0
Program Area Total	6,121.8	228.2	-	228.2	-	-	-	100.0	328.2	5,900.0	12,350.0

Environmental Services - Landfill Construction

(\$000)

Los Reales Landfill Lined Cell 3									Project ID: Q415		
Description: Design, permit, and construct a third lined cell on 29 acres at the Los Reales Landfill.									Start Date: 7/06		
									End Date: 6/11		
									Location: Ward 5		
Justification: This is the city's only operational landfill and additional cells are required to extend its life. The continued development of the Los Reales Landfill represents the lowest cost alternative for disposal capacity.											
		Proposed Fiscal Year 2011			Projected Requirements				Five Year Total	Future Years	Total Project
Source of Funds:	Prior Year(s)	Carry Forward	New Funding	Year 1 Total	Year 2 FY 2012	Year 3 FY 2013	Year 4 FY 2014	Year 5 FY 2015			
Environmental Services Fund: COPs	6,121.8	228.2	-	228.2	-	-	-	-	228.2	-	6,350.0
Total	6,121.8	228.2	-	228.2	-	-	-	-	228.2	-	6,350.0

Los Reales Landfill Lined Cell 4									Project ID: Q416		
Description: Design, permit, and construct a fourth lined cell on 32 acres at the Los Reales Landfill. Future funding must be identified in order to ensure adequate disposal capacity for the City of Tucson.									Start Date: 7/14		
									End Date: 6/17		
									Location: Ward 5		
Justification: Additional cells are needed to extend the life of the city's only operational landfill. The continued development of Los Reales Landfill represents the lowest cost alternative for disposal capacity.											
		Proposed Fiscal Year 2011			Projected Requirements				Five Year Total	Future Years	Total Project
Source of Funds:	Prior Year(s)	Carry Forward	New Funding	Year 1 Total	Year 2 FY 2012	Year 3 FY 2013	Year 4 FY 2014	Year 5 FY 2015			
Environmental Services Fund	-	-	-	-	-	-	-	100.0	100.0	-	100.0
Future Bond Issuances	-	-	-	-	-	-	-	-	-	5,900.0	5,900.0
Total	-	-	-	-	-	-	-	100.0	100.0	5,900.0	6,000.0

Environmental Services - Remediations

Five-Year Capital Improvement Program

(\$000)


Project Name / Fund	Prior Year(s)	Proposed Fiscal Year 2011			Projected Requirements				Five Year Total	Future Years	Total Project
		Carry Forward	New Funding	Year 1 Total	Year 2 FY 2012	Year 3 FY 2013	Year 4 FY 2014	Year 5 FY 2015			
Silverbell Jail Annex Landfill Remediation											
1994 General Obligation Bond Funds	2,121.2	-	-	-	-	-	-	-	-	-	2,121.2
1994 General Obligation Bond Funds: Interest	37.7	-	-	-	-	-	-	-	-	-	37.7
2000 Environmental Service Bonds	1,090.5	-	1,200.0	1,200.0	-	-	-	-	1,200.0	-	2,290.5
2000 General Obligation Bond Funds	207.2	-	-	-	-	-	-	-	-	-	207.2
Environmental Services Fund	907.8	-	-	-	75.0	-	-	-	75.0	-	982.8
Future Bond Issuances	-	-	-	-	-	2,500.0	2,500.0	-	5,000.0	-	5,000.0
	4,364.5	-	1,200.0	1,200.0	75.0	2,500.0	2,500.0	-	6,275.0	-	10,639.5
Program Area Total	4,364.5	-	1,200.0	1,200.0	75.0	2,500.0	2,500.0	-	6,275.0	-	10,639.5
Source of Funds Summary											
1994 General Obligation Bond Funds	2,121.2	-	-	-	-	-	-	-	-	-	2,121.2
1994 General Obligation Bond Funds: Interest	37.7	-	-	-	-	-	-	-	-	-	37.7
2000 Environmental Service Bonds	1,090.5	-	1,200.0	1,200.0	-	-	-	-	1,200.0	-	2,290.5
2000 General Obligation Bond Funds	207.2	-	-	-	-	-	-	-	-	-	207.2
Environmental Services Fund	907.8	-	-	-	75.0	-	-	-	75.0	-	982.8
Future Bond Issuances	-	-	-	-	-	2,500.0	2,500.0	-	5,000.0	-	5,000.0
Program Area Total	4,364.5	-	1,200.0	1,200.0	75.0	2,500.0	2,500.0	-	6,275.0	-	10,639.5

Environmental Services - Remediations

(\$000)

Silverbell Jail Annex Landfill Remediation Description: Design and construct a new groundwater treatment system, and install wells to remediate the groundwater beneath the site, which has been impacted by volatile organic compounds. Future funding sources must be identified to meet the City of Tucson's regulatory responsibilities for this site. Construction is contingent upon the availability of future funding sources. Justification: This system is needed to help prevent the plume from co-mingling with another Water Quality Assurance Revolving Fund site, increasing the City's liability for groundwater clean-up. This project is mandated by the Arizona Department of Environmental Quality State Superfund Program.										Project ID: U314 Start Date: 7/95 End Date: 6/14 Location: Ward 1	
Source of Funds:	Prior Year(s)	Proposed Fiscal Year 2011			Projected Requirements				Five Year Total	Future Years	Total Project
		Carry Forward	New Funding	Year 1 Total	Year 2 FY 2012	Year 3 FY 2013	Year 4 FY 2014	Year 5 FY 2015			
1994 General Obligation Bond Funds	2,121.2	-	-	-	-	-	-	-	-	-	2,121.2
1994 General Obligation Bond Funds: Interest	37.7	-	-	-	-	-	-	-	-	-	37.7
2000 Environmental Service Bonds	1,090.5	-	1,200.0	1,200.0	-	-	-	-	1,200.0	-	2,290.5
2000 General Obligation Bond Funds	207.2	-	-	-	-	-	-	-	-	-	207.2
Environmental Services Fund	907.8	-	-	-	75.0	-	-	-	75.0	-	982.8
Future Bond Issuances	-	-	-	-	-	2,500.0	2,500.0	-	5,000.0	-	5,000.0
Total	4,364.5	-	1,200.0	1,200.0	75.0	2,500.0	2,500.0	-	6,275.0	-	10,639.5

Fire



**Capital Improvement Program
Department Statement**

FY 2011 through FY 2015

Department: Fire

Five-Year Total: \$ 1,665,800

The Fire Department's Capital Improvement Program (CIP) establishes improvements needed to sustain adequate levels of emergency services for fire protection and medical needs.

The five-year capital program of \$1,665,800 is funded with \$1.0 million in economic stimulus funds and \$665,800 in 2000 general obligation bond funds and bond interest. All of these funds are for land acquisition for future fire stations.

Fire

Five-Year Capital Improvement Program

(\$000)

Project Name / Fund	Prior Year(s)	Proposed Fiscal Year 2011			Projected Requirements				Five Year Total	Future Years	Total Project
		Carry Forward	New Funding	Year 1 Total	Year 2 FY 2012	Year 3 FY 2013	Year 4 FY 2014	Year 5 FY 2015			
Land Acquisition for Future Stations											
2000 General Obligation Bond Funds	73.5	107.8	218.4	326.2	-	-	-	-	326.2	-	399.7
2000 General Obligation Bond Funds: Interest	1.8	238.2	101.4	339.6	-	-	-	-	339.6	-	341.4
Economic Stimulus Fund	-	1,000.0	-	1,000.0	-	-	-	-	1,000.0	-	1,000.0
General Fund	26.0	-	-	-	-	-	-	-	-	-	26.0
	101.2	1,346.0	319.8	1,665.8	-	-	-	-	1,665.8	-	1,767.0
Department Total	101.2	1,346.0	319.8	1,665.8	-	-	-	-	1,665.8	-	1,767.0


Source of Funds Summary											
2000 General Obligation Bond Funds	73.5	107.8	218.4	326.2	-	-	-	-	326.2	-	399.7
2000 General Obligation Bond Funds: Interest	1.8	238.2	101.4	339.6	-	-	-	-	339.6	-	341.4
Economic Stimulus Fund	-	1,000.0	-	1,000.0	-	-	-	-	1,000.0	-	1,000.0
General Fund	26.0	-	-	-	-	-	-	-	-	-	26.0
Department Total	101.2	1,346.0	319.8	1,665.8	-	-	-	-	1,665.8	-	1,767.0

Fire

(\$000)

Land Acquisition for Future Stations										Project ID: F930	
Description: Purchase of parcel(s) of land on which to build additional fire stations or relocate existing fire stations.										Start Date: 7/08	
										End Date: 6/11	
Justification: Current economic conditions have created a buyers market to purchase parcels of land for future fire stations. Acquiring land in advance of project design and construction schedules spreads cash flow needs over a longer period of time, enhancing the financial sustainability of the project.										Location: Citywide	
Source of Funds:	Prior Year(s)	Proposed Fiscal Year 2011			Projected Requirements				Five Year Total	Future Years	Total Project
		Carry Forward	New Funding	Year 1 Total	Year 2 FY 2012	Year 3 FY 2013	Year 4 FY 2014	Year 5 FY 2015			
2000 General Obligation Bond Funds	73.5	107.8	218.4	326.2	-	-	-	-	326.2	-	399.7
2000 General Obligation Bond Funds: Interest	1.8	238.2	101.4	339.6	-	-	-	-	339.6	-	341.4
Economic Stimulus Fund	-	1,000.0	-	1,000.0	-	-	-	-	1,000.0	-	1,000.0
General Fund	26.0	-	-	-	-	-	-	-	-	-	26.0
Total	101.2	1,346.0	319.8	1,665.8	-	-	-	-	1,665.8	-	1,767.0

General Services



Capital Improvement Program Department Statement

FY 2011 through FY 2015

Department: General Services

Five-Year Total: \$37,862,000

The General Services Department's Capital Improvement Program (CIP) involves a variety of projects ranging from equipment repairs, upgrades and modernization, to facility renovation and expansion of the installation of solar panels.

The Projects are:

- Central Energy Plant Repairs and Capacity Expansion
- Elevator and Escalator Code Compliance
- Park and Ajo Communications Facility Renovation
- Fuel Island Upgrades
- Clean Renewable Energy Bonds (CREBS) Phase II

This five-year capital program of \$37,862,000 is funded from Pima County Bonds, Fleet Services Internal Service funds and possible future authorization of Capital Improvement Funds (Certificates of Participation), grant funding and Clean Renewable Energy Bonds. Should funding become available, the budget includes capacity for the installation of solar panels on 11 city-owned facilities through the CREBS II project, the Elevator and Escalator Code Compliance project and the Central Energy Plant Repairs and Capacity Expansion.

General Services - Buildings and Equipment

Five-Year Capital Improvement Program

(\$000)

Project Name / Fund	Prior Year(s)	Proposed Fiscal Year 2011			Projected Requirements				Five Year Total	Future Years	Total Project
		Carry Forward	New Funding	Year 1 Total	Year 2 FY 2012	Year 3 FY 2013	Year 4 FY 2014	Year 5 FY 2015			
Clean Renewable Energy Bonds II											
Clean Renewable Energy Bond Fund	-	-	13,790.0	13,790.0	-	-	-	-	13,790.0	-	13,790.0
Miscellaneous Non-Federal Grants	-	-	450.0	450.0	-	-	-	-	450.0	-	450.0
	-	-	14,240.0	14,240.0	-	-	-	-	14,240.0	-	14,240.0
Elevator and Escalator Code Compliance											
Capital Improvement Fund	-	-	490.0	490.0	2,191.0	2,642.0	2,152.0	1,632.0	9,107.0	-	9,107.0
	-	-	490.0	490.0	2,191.0	2,642.0	2,152.0	1,632.0	9,107.0	-	9,107.0
Energy Plant Repairs and Capacity Expansion											
Capital Improvement Fund	-	-	6,914.0	6,914.0	1,886.0	-	-	-	8,800.0	-	8,800.0
General Fund	170.0	-	-	-	-	-	-	-	-	-	170.0
	170.0	-	6,914.0	6,914.0	1,886.0	-	-	-	8,800.0	-	8,970.0
Fuel System Upgrades											
Fleet Services Internal Service Fund	65.0	15.0	700.0	715.0	-	-	-	-	715.0	-	780.0
	65.0	15.0	700.0	715.0	-	-	-	-	715.0	-	780.0
Park & Ajo Communications Center Renovation											
Capital Agreement Fund: Pima County Bonds	-	-	1,550.0	1,550.0	2,950.0	-	-	-	4,500.0	-	4,500.0
Miscellaneous Federal Grants	-	-	250.0	250.0	250.0	-	-	-	500.0	-	500.0
	-	-	1,800.0	1,800.0	3,200.0	-	-	-	5,000.0	-	5,000.0
Department Total	235.0	15.0	24,144.0	24,159.0	7,277.0	2,642.0	2,152.0	1,632.0	37,862.0	-	38,097.0

B - 20

Source of Funds Summary											
Capital Agreement Fund: Pima County Bonds	-	-	1,550.0	1,550.0	2,950.0	-	-	-	4,500.0	-	4,500.0
Capital Improvement Fund	-	-	7,404.0	7,404.0	4,077.0	2,642.0	2,152.0	1,632.0	17,907.0	-	17,907.0
Clean Renewable Energy Bond Fund	-	-	13,790.0	13,790.0	-	-	-	-	13,790.0	-	13,790.0
Fleet Services Internal Service Fund	65.0	15.0	700.0	715.0	-	-	-	-	715.0	-	780.0
General Fund	170.0	-	-	-	-	-	-	-	-	-	170.0
Miscellaneous Federal Grants	-	-	250.0	250.0	250.0	-	-	-	500.0	-	500.0
Miscellaneous Non-Federal Grants	-	-	450.0	450.0	-	-	-	-	450.0	-	450.0
Department Total	235.0	15.0	24,144.0	24,159.0	7,277.0	2,642.0	2,152.0	1,632.0	37,862.0	-	38,097.0

General Services - Buildings and Equipment

(\$000)

Clean Renewable Energy Bonds II										Project ID: B812	
Description: The Clean Renewable Energy Bond (CREB) funds installation of Photovoltaic solar panels on 11 city-owned facilities. The electricity generated by these panels will be used by the building occupants. If excess kWh is produced it is sent into the Tucson Electric Power (TEP) grid and credited to the facility account. In addition, TEP will pay the City for the electricity generated, which will help pay for the solar equipment. Funding is contingent on Clean Renewable Energy Bonds (CREBs) financing; budget included for capacity purposes should funding become available.										Start Date: 7/10	
										End Date: 6/11	
Justification: This solar project will further reduce the City's carbon footprint and help reach the goals set forth in the Sustainability Framework recently adopted by the Mayor and Council and continue Tucson's role as a recognized Solar America City. Once the bond is paid off, the savings of the system over 25 years is estimated at \$5 million.										Location: Citywide	
Source of Funds:	Prior Year(s)	Proposed Fiscal Year 2011			Projected Requirements				Five Year Total	Future Years	Total Project
		Carry Forward	New Funding	Year 1 Total	Year 2 FY 2012	Year 3 FY 2013	Year 4 FY 2014	Year 5 FY 2015			
Clean Renewable Energy Bond Fund	-	-	13,790.0	13,790.0	-	-	-	-	13,790.0	-	13,790.0
Miscellaneous Non-Federal Grants	-	-	450.0	450.0	-	-	-	-	450.0	-	450.0
Total	-	-	14,240.0	14,240.0	-	-	-	-	14,240.0	-	14,240.0

Elevator and Escalator Code Compliance										Project ID: B811	
Description: Modernize city elevators and escalators to bring them into compliance with current safety codes and Americans with Disabilities Act (ADA) standards. This project will also focus on improving operation of City elevators and escalators to reduce maintenance costs.										Start Date: 7/10	
Funding is contingent upon Certificates of Participation (COPs) financing; budget included for capacity purposes should funding become available.										End Date: 6/15	
Justification: Many of the City's elevators and escalators do not meet current elevator safety codes and therefore represent a serious life safety hazard including the possibility of catastrophic failure. In addition, many of these elevators and escalators are not in compliance with ADA regulations.										Location: Citywide	
Source of Funds:	Prior Year(s)	Proposed Fiscal Year 2011			Projected Requirements				Five Year Total	Future Years	Total Project
		Carry Forward	New Funding	Year 1 Total	Year 2 FY 2012	Year 3 FY 2013	Year 4 FY 2014	Year 5 FY 2015			
Capital Improvement Fund	-	-	490.0	490.0	2,191.0	2,642.0	2,152.0	1,632.0	9,107.0	-	9,107.0
Total	-	-	490.0	490.0	2,191.0	2,642.0	2,152.0	1,632.0	9,107.0	-	9,107.0

General Services - Buildings and Equipment

(\$000)

Energy Plant Repairs and Capacity Expansion									Project ID: B809		
Description: Replacement of aging equipment and additional expansion of the Central Plant serving the Tucson Convention Center (TCC) complex, Police Headquarters, Fire Central and the former Fire Headquarters building plus plant expansion to provide heating and cooling to the proposed westward expansion of TCC and the proposed hotel. The project consists of installing 3 new cooling towers, 4 chillers and 2 boilers. The hotel and TCC will not have to include boilers, chillers and associated redundancies in their construction, reducing building size and costs.									Start Date: 12/09		
Justification: Critical pieces of existing equipment in the Central Plant are 20 to 40 years old, failing and must be replaced. Additionally, with the pending expansion of the Tucson Convention Center and the addition of the proposed new hotel nearby, locating additional heating and cooling equipment within the Central Plant to support the facilities will reduce the cost of those investments and resulting long-term operating costs.									End Date: 6/12		
									Location: Ward 6		
Source of Funds:	Prior Year(s)	Proposed Fiscal Year 2011			Projected Requirements				Five Year Total	Future Years	Total Project
		Carry Forward	New Funding	Year 1 Total	Year 2 FY 2012	Year 3 FY 2013	Year 4 FY 2014	Year 5 FY 2015			
Capital Improvement Fund	-	-	6,914.0	6,914.0	1,886.0	-	-	-	8,800.0	-	8,800.0
General Fund	170.0	-	-	-	-	-	-	-	-	-	170.0
Total	170.0	-	6,914.0	6,914.0	1,886.0	-	-	-	8,800.0	-	8,970.0


Fuel System Upgrades									Project ID: B808		
Description: Upgrade the fueling software and associated hardware at each of the eight City of Tucson fueling sites. This upgrade will provide software that will eliminate manual batching of daily fuel transactions and provide real time mileage readings to update the preventative maintenance program. Hardware upgrades will provide for a sustainable system for all City fueling and emergency contingency operations.									Start Date: 8/09		
Justification: Fleet Services dispenses over 2,500,000 gallons of fuel annually. Fuel transactions are currently uploaded once daily and manually batched each work day by Fleet Staff with the assistance of Information Technology staff.									End Date: 10/11		
									Location: Citywide		
Source of Funds:	Prior Year(s)	Proposed Fiscal Year 2011			Projected Requirements				Five Year Total	Future Years	Total Project
		Carry Forward	New Funding	Year 1 Total	Year 2 FY 2012	Year 3 FY 2013	Year 4 FY 2014	Year 5 FY 2015			
Fleet Services Internal Service Fund	65.0	15.0	700.0	715.0	-	-	-	-	715.0	-	780.0
Total	65.0	15.0	700.0	715.0	-	-	-	-	715.0	-	780.0

General Services - Buildings and Equipment

(\$000)

Park & Ajo Communications Center Renovation									Project ID: B810		
Description: Renovate and upgrade the Tucson Police and General Services Departments' combined Emergency Communications Center located at the Thomas O. Price Service Center (TOPSC). Improvements include expanding the dispatch operations facility to allow for 20-year growth, replacing console and telephone switching, and upgrading the radio communications infrastructure used in public safety, police, fire, and medical dispatch operations. Project costs will be reimbursed from a grant and from the voter-approved Pima County Wireless Integrated Network (PCWIN) project.									Start Date: 12/09		
									End Date: 6/12		
Justification: Post 9/11-era communications require integration and interoperability between various first responders to effectively execute emergency services. The TOPSC combined Emergency Communications Center is an integral part of the overarching PCWIN bond initiative as the facility will serve as a back-up to the County's Sheriff and Fire Consortium Dispatch Facility at 3434 E 22nd Street.									Location: Ward 5		
Source of Funds:	Prior Year(s)	Proposed Fiscal Year 2011			Projected Requirements				Five Year Total	Future Years	Total Project
		Carry Forward	New Funding	Year 1 Total	Year 2 FY 2012	Year 3 FY 2013	Year 4 FY 2014	Year 5 FY 2015			
Capital Agreement Fund: Pima County Bonds	-	-	1,550.0	1,550.0	2,950.0	-	-	-	4,500.0	-	4,500.0
Miscellaneous Federal Grants	-	-	250.0	250.0	250.0	-	-	-	500.0	-	500.0
Total	-	-	1,800.0	1,800.0	3,200.0	-	-	-	5,000.0	-	5,000.0

Housing and Community Development



Capital Improvement Program Department Statement

FY 2011 through FY 2015

Department: Housing and Community Development

Five-Year Total: \$ 8,115,800

The Housing and Community Development Department's Capital Improvement Program (CIP) consists of four projects:

- 1) The Back to Basics program funds projects that are infrastructure improvements and other enhancements as directed by Mayor and Council. These projects are cooperative efforts between city departments, the private sector, and neighborhood residents. Annual funding was suspended in Fiscal Year 2010. Only allocated, unspent funding from prior years was carried forward in Fiscal Year 2010. For Fiscal Year 2011, the funds remaining are again being carried forward for projects that will not be completed during Fiscal Year 2010.
- 2) Resident amenities at the new Martin Luther King Apartments, which are being constructed as part of the revitalization of the Martin Luther King Apartment Revitalization. Amenities include a community room, computer room, library and lounge area, health office, terrace and patio areas, tenant council office, space reserved for tenant-run general store, and a secured lobby.
- 3) Acquisition, rehabilitation, and resale of approximately 58 single-family foreclosed homes citywide. This project is intended to stabilize neighborhoods, increase affordable housing, and benefit low-income families.
- 4) Acquisition, rehabilitation, and resale of approximately 70 single-family foreclosed homes in targeted areas. These homes will be rehabilitated in an environmentally-friendly manner. The project is intended to stabilize neighborhoods with high foreclosure rates, increase affordable housing, and benefit low-income families.

The Housing and Community Development Department's five-year CIP is funded with \$5,455,100 in federal grants, \$2,275,500 in Highway User Revenue Funds, \$145,600 in Pima County Neighborhood Reinvestment general obligation bonds, and \$239,600 in land sales proceeds.

Housing and Community Development

Five-Year Capital Improvement Program

(\$000)

Project Name / Fund	Prior Year(s)	Proposed Fiscal Year 2011			Projected Requirements				Five Year Total	Future Years	Total Project
		Carry Forward	New Funding	Year 1 Total	Year 2 FY 2012	Year 3 FY 2013	Year 4 FY 2014	Year 5 FY 2015			
Back to Basics											
Community Development Block Grant Fund	-	890.2	-	890.2	-	-	-	-	890.2	-	890.2
Highway User Revenue Fund	-	2,275.5	-	2,275.5	-	-	-	-	2,275.5	-	2,275.5
	-	3,165.7	-	3,165.7	-	-	-	-	3,165.7	-	3,165.7
Martin Luther King Public Housing Amenities											
Capital Agreement Fund: Pima County Bonds	1,127.1	145.6	-	145.6	-	-	-	-	145.6	-	1,272.7
Central Office Cost Center: Federal Funding	-	239.6	-	239.6	-	-	-	-	239.6	-	239.6
Community Development Block Grant Fund	104.6	-	-	-	-	-	-	-	-	-	104.6
HOPE VI - Martin Luther King Revitalization	2,018.6	584.9	-	584.9	-	-	-	-	584.9	-	2,603.5
	3,250.2	970.1	-	970.1	-	-	-	-	970.1	-	4,220.3
Neighborhood Stabilization Acquisition I											
Community Development Block Grant Fund	5,154.0	500.0	-	500.0	-	-	-	-	500.0	-	5,654.0
	5,154.0	500.0	-	500.0	-	-	-	-	500.0	-	5,654.0
Neighborhood Stabilization Acquisition II											
Community Development Block Grant Fund	300.0	3,480.0	-	3,480.0	-	-	-	-	3,480.0	-	3,780.0
	300.0	3,480.0	-	3,480.0	-	-	-	-	3,480.0	-	3,780.0
Department Total	8,704.2	8,115.8	-	8,115.8	-	-	-	-	8,115.8	-	16,820.0

Source of Funds Summary											
Capital Agreement Fund: Pima County Bonds	1,127.1	145.6	-	145.6	-	-	-	-	145.6	-	1,272.7
Central Office Cost Center: Federal Funding	-	239.6	-	239.6	-	-	-	-	239.6	-	239.6
Community Development Block Grant Fund	5,558.6	4,870.2	-	4,870.2	-	-	-	-	4,870.2	-	10,428.8
HOPE VI - Martin Luther King Revitalization	2,018.6	584.9	-	584.9	-	-	-	-	584.9	-	2,603.5
Highway User Revenue Fund	-	2,275.5	-	2,275.5	-	-	-	-	2,275.5	-	2,275.5
Department Total	8,704.2	8,115.8	-	8,115.8	-	-	-	-	8,115.8	-	16,820.0

Housing and Community Development

(\$000)

Back to Basics

Description:

Design and construct basic infrastructure improvements and other enhancements in neighborhoods as directed by the Mayor and Council. This is a master project that has provided annual funding for the mayor's office and each council office. The program was suspended in Fiscal Year 2010, except for the project funds unallocated and unspent from prior years' funding. The remaining funds are being carried forward into Fiscal Year 2011 for uncompleted projects.

Justification:

This project supports the Mayor and Council Strategic Priorities.

Project ID: A148

Start Date: Annual

End Date: Annual

Location: Citywide

Source of Funds:	Prior Year(s)	Proposed Fiscal Year 2011			Projected Requirements				Five Year Total	Future Years	Total Project
		Carry Forward	New Funding	Year 1 Total	Year 2 FY 2012	Year 3 FY 2013	Year 4 FY 2014	Year 5 FY 2015			
Community Development Block Grant Fund	-	890.2	-	890.2	-	-	-	-	890.2	-	890.2
Highway User Revenue Fund	-	2,275.5	-	2,275.5	-	-	-	-	2,275.5	-	2,275.5
Total	-	3,165.7	-	3,165.7	-	-	-	-	3,165.7	-	3,165.7

Martin Luther King Public Housing Amenities

Description:

Design and construct public housing resident amenities at a new Martin Luther King apartment building, which is being built just north of the previous location at 1 North Fifth Avenue.

Justification:

This project is being constructed in conjunction with the MLK (Martin Luther King) Revitalization Plan approved by Mayor and Council.

Project ID: H124

Start Date: 9/06

End Date: 12/10

Location: Ward 6

Source of Funds:	Prior Year(s)	Proposed Fiscal Year 2011			Projected Requirements				Five Year Total	Future Years	Total Project
		Carry Forward	New Funding	Year 1 Total	Year 2 FY 2012	Year 3 FY 2013	Year 4 FY 2014	Year 5 FY 2015			
Capital Agreement Fund: Pima County Bonds	1,127.1	145.6	-	145.6	-	-	-	-	145.6	-	1,272.7
Central Office Cost Center: Federal Funding	-	239.6	-	239.6	-	-	-	-	239.6	-	239.6
Community Development Block Grant Fund	104.6	-	-	-	-	-	-	-	-	-	104.6
HOPE VI - Martin Luther King Revitalization	2,018.6	584.9	-	584.9	-	-	-	-	584.9	-	2,603.5
Total	3,250.2	970.1	-	970.1	-	-	-	-	970.1	-	4,220.3


Housing and Community Development

(\$000)

Neighborhood Stabilization Acquisition I									Project ID: H135		
Description: Purchase approximately 58 single-family foreclosed homes for subsequent rehabilitation, resale, and rental.									Start Date: 3/09		
									End Date: 6/11		
									Location: Citywide		
Justification: This project will increase affordable housing citywide and benefit low income families. By reducing the number of foreclosures, neighborhoods will be stabilized and property values will increase.											
Source of Funds:	Prior Year(s)	Proposed Fiscal Year 2011			Projected Requirements				Five Year Total	Future Years	Total Project
		Carry Forward	New Funding	Year 1 Total	Year 2 FY 2012	Year 3 FY 2013	Year 4 FY 2014	Year 5 FY 2015			
Community Development Block Grant Fund	5,154.0	500.0	-	500.0	-	-	-	-	500.0	-	5,654.0
Total	5,154.0	500.0	-	500.0	-	-	-	-	500.0	-	5,654.0

Neighborhood Stabilization Acquisition II									Project ID: H136		
Description: Purchase approximately 70 single-family foreclosed homes in targeted areas for subsequent rehabilitation, rental, and resale. These homes will be located in high foreclosure areas within the city limits. The rehabilitation of these houses will be made as environmentally-friendly as possible.									Start Date: 5/10		
									End Date: 6/11		
									Location: Wards 1 and 5		
Justification: This project will increase affordable housing and benefit low income families. By reducing the number of foreclosures, neighborhoods will be stabilized and property values increased.											
Source of Funds:	Prior Year(s)	Proposed Fiscal Year 2011			Projected Requirements				Five Year Total	Future Years	Total Project
		Carry Forward	New Funding	Year 1 Total	Year 2 FY 2012	Year 3 FY 2013	Year 4 FY 2014	Year 5 FY 2015			
Community Development Block Grant Fund	300.0	3,480.0	-	3,480.0	-	-	-	-	3,480.0	-	3,780.0
Total	300.0	3,480.0	-	3,480.0	-	-	-	-	3,480.0	-	3,780.0

Parks and Recreation



Capital Improvement Program Department Statement

FY 2011 through FY 2015

Department: Parks and Recreation

Five-Year Total: \$ 40,944,100

The Parks and Recreation Department's Capital Improvement Program (CIP) is based on the Parks, Recreation, and Open Space component of the city's General Plan, the adopted City of Tucson Parks and Recreation Ten-year Strategic Service Plan, and Mayor and Council direction. The CIP implements Mayor and Council policy by developing facilities that provide for family, youth, and senior adult recreation, while supporting inner-city revitalization, public art, and using arid and semi-arid landscaping wherever possible to conserve water.

The five-year capital program of \$40.9 million is funded primarily from Pima County bonds, Capital Improvement Funds (certificates of participation), and the city's general obligation bonds. The budget includes capacity for the Reid Park Zoo Africa expansion, potential Pima County Neighborhood Reinvestment projects, and projects funded by impact fees.

The impact of this five-year CIP on future operating budgets is estimated to be \$982,500 in Fiscal Year 2011, increasing to \$2,464,800 by Fiscal Year 2015 for a five-year total of \$10,980,600. See the following pages for the impact by project and funding source.

Parks and Recreation: CIP Impact on the Operating Budget

When the following projects in this CIP are completed, they will require funding for annual operations. The estimated impact of these projects on the operating budget over the next five years is shown in the table below.

(\$000)

Project Name	Year 1 FY 2011	Year 2 FY 2012	Year 3 FY 2013	Year 4 FY 2014	Year 5 FY 2015	Five Year Total
A Mountain Improvement	0.5	0.5	0.5	0.5	0.5	2.5
Alamo Wash Trail	6.0	6.0	6.0	6.2	6.2	30.4
Arroyo Chico Urban Path: Campbell/Parkway	-	108.7	91.7	94.4	94.4	389.3
Atterbury Wash Sanctuary Expansion	41.6	37.9	37.9	39.1	39.1	195.7
Clements Senior Center Recreation Facility	-	285.7	285.6	294.2	294.2	1,159.6
General Instruments Site Improvements	66.2	66.2	66.2	68.2	68.2	335.0
Julian Wash Linear Park	37.9	37.9	37.9	39.1	39.1	192.0
Lincoln Park Sport Fields	378.5	185.0	185.0	190.6	190.6	1,129.8
Menlo Park Elementary Soccer Improvements	13.7	13.7	13.7	14.1	14.1	69.4
Menlo Park Improvements	1.7	1.7	1.7	1.7	1.7	8.4
Northside Recreation Center	-	621.9	550.0	566.5	566.5	2,305.0
Reid Park Expansion, Phase 1	45.5	45.5	45.5	46.9	46.9	230.2
Reid Park Zoo Africa Expansion-Elephant Exhibit	106.9	419.4	419.4	432.0	432.0	1,809.5
Robb Wash Trail	6.0	6.0	6.0	6.2	6.2	30.4
South Central Community Park, Phase I	53.4	37.9	37.9	39.1	39.1	207.5
Southeast Community Park	-	576.9	383.4	394.9	394.9	1,750.1
Udall Park Sport Fields	224.5	224.5	224.5	231.3	231.3	1,136.1
Total	982.5	2,675.5	2,393.0	2,464.8	2,464.8	10,980.6

Source of Funds Summary						
General Fund	982.5	2,675.5	2,393.0	2,464.8	2,464.8	10,980.6
Total	982.5	2,675.5	2,393.0	2,464.8	2,464.8	10,980.6

1997 Pima County Parks Bond Program
City Parks and Recreation Projects
(\$000)

Project Name	Project Total
Menlo Park Elementary Soccer Improvements (Design and construct one lighted soccer field and associated improvements to the existing irrigation system, fencing and parking lot.)	\$ 828.7
Total	\$ 828.7

NOTES: The project listed above is included in this five-year capital improvement program (CIP) for the Parks and Recreation Department. The total amount of authorized Pima County Bonds for projects within the city limits was \$17,850,000, with \$3,000,000 for athletic and play field improvements, and the design and construction of Christopher Columbus Park to be administered by Pima County. In September 2008, bond funds in the amount of \$828,700 was reallocated from the Santa Cruz River Community Park to the Menlo Park Elementary Soccer Improvement project. Project amounts are net of Pima County's administrative charges. Projects that have been completed are no longer shown in this five-year CIP.

This listing does not include any Pima County neighborhood reinvestment bond funds that may be spent within the city.

2004 Pima County General Obligation Bond Program
Parks and Open Space Projects within the City of Tucson
(\$000)

The Pima County General Obligation Bond Program approved by the voters in May 2004 included parks and open space projects within the City of Tucson. Following is a listing of those projects grouped by the administering agency.

This listing does not include any Pima County neighborhood reinvestment bond funds that may be spent within the city.

Project	Pima County Bond Allocation	Estimated Pima County Administrative Charges ¹	Available to City of Tucson for Direct Project Costs
Projects to be Administered by City of Tucson			
Arroyo Chico Urban Path: Campbell/Parkway	\$ 1,000.0	\$ 25.0	\$ 975.0
Atterbury Wash Sanctuary Expansion	1,200.0	30.0	1,170.0
Julian Wash Linear Park	3,700.0	92.5	3,607.5
Lincoln Park Sport Fields	3,500.0	87.5	3,412.5
Northside Recreation Center	5,500.0	137.5	5,362.5
Southeast Community Park	6,000.0	150.0	5,850.0
Udall Park Sport Fields ²	2,474.8	39.6	2,435.2
	\$ 23,374.8	\$ 562.1	\$ 22,812.7
Projects to be Administered by Pima County			
Aqua Caliente Open Space	5,000.0		
Fort Lowell Acquisition and San Pedro Chapel	3,000.0		
Habitat at 36th and Kino	1,000.0		
Pantano Linear Park (22nd to Michael Perry Park)	3,500.0		
Rillito River Linear Park Completion	3,000.0		
Santa Cruz River Park (Ajo to 29th Street)	14,000.0		
Santa Cruz River Park (Grant to El Camino del Cerro)	2,700.0		
36th Street Corridor Open Space	5,000.0		
	\$ 37,200.0		
Total of Projects within the City of Tucson	\$ 60,574.8		

¹Pima County's administrative charges are negotiated during the development of each project's intergovernmental agreement (IGA). Based on past IGAs, these figures reflect a 2.5% charge unless otherwise noted.

²The IGA for this project has an administrative charge of 1.6%

Parks and Recreation

Five-Year Capital Improvement Program

(\$000)

Program Area	Prior Year(s)	Proposed Fiscal Year 2011			Projected Requirements				Five Year Total	Future Years	Total Project
		Carry Forward	New Funding	Year 1 Total	Year 2 FY 2012	Year 3 FY 2013	Year 4 FY 2014	Year 5 FY 2015			
Parks and Recreation - Parks Development	8,340.1	4,083.2	9,071.1	13,154.3	10,925.6	5,842.5	1,520.2	1,500.0	32,942.6	-	41,282.7
Parks and Recreation - Zoo Improvements	723.5	501.5	3,750.0	4,251.5	3,750.0	-	-	-	8,001.5	-	8,725.0
Department Total	9,063.7	4,584.7	12,821.1	17,405.8	14,675.6	5,842.5	1,520.2	1,500.0	40,944.1	-	50,007.8

Source of Funds Summary											
2000 General Obligation Bond Funds	1,125.2	1,839.2	-	1,839.2	-	-	-	-	1,839.2	-	2,964.4
Capital Agreement Fund: Pima County Bonds	5,566.4	1,435.5	8,957.3	10,392.8	9,378.9	5,842.5	1,520.2	1,500.0	28,634.4	-	34,200.8
Capital Improvement Fund	723.5	501.5	3,750.0	4,251.5	3,750.0	-	-	-	8,001.5	-	8,725.0
Future Bond Issuances	-	-	-	-	448.4	-	-	-	448.4	-	448.4
General Fund	1.3	-	-	-	-	-	-	-	-	-	1.3
General Fund: Restricted Revenues	165.0	30.0	-	30.0	-	-	-	-	30.0	-	195.0
Road & Park Impact Fee Fund: Central District	404.5	80.0	-	80.0	-	-	-	-	80.0	-	484.5
Road & Park Impact Fee Fund: East District	268.4	475.7	63.8	539.5	87.6	-	-	-	627.1	-	895.5
Road & Park Impact Fee Fund: Southeast District	1.6	-	-	-	248.4	-	-	-	248.4	-	250.0
Road & Park Impact Fee Fund: Southlands District	464.7	139.5	50.0	189.5	762.3	-	-	-	951.8	-	1,416.5
Road & Park Impact Fee Fund: West District	342.9	83.3	-	83.3	-	-	-	-	83.3	-	426.2
Department Total	9,063.7	4,584.7	12,821.1	17,405.8	14,675.6	5,842.5	1,520.2	1,500.0	40,944.1	-	50,007.8

Parks and Recreation - Parks Development

Five-Year Capital Improvement Program

(\$000)

Project Name / Fund	Prior Year(s)	Proposed Fiscal Year 2011			Projected Requirements				Five Year Total	Future Years	Total Project
		Carry Forward	New Funding	Year 1 Total	Year 2 FY 2012	Year 3 FY 2013	Year 4 FY 2014	Year 5 FY 2015			
A Mountain Improvement											
General Fund: Restricted Revenues	165.0	30.0	-	30.0	-	-	-	-	30.0	-	195.0
	<u>165.0</u>	<u>30.0</u>	<u>-</u>	<u>30.0</u>	<u>-</u>	<u>-</u>	<u>-</u>	<u>-</u>	<u>30.0</u>	<u>-</u>	<u>195.0</u>
Alamo Wash Trail											
2000 General Obligation Bond Funds	243.8	50.0	-	50.0	-	-	-	-	50.0	-	293.8
	<u>243.8</u>	<u>50.0</u>	<u>-</u>	<u>50.0</u>	<u>-</u>	<u>-</u>	<u>-</u>	<u>-</u>	<u>50.0</u>	<u>-</u>	<u>293.8</u>
Arcadia Park, Phase I											
Road & Park Impact Fee Fund: East District	248.6	100.0	63.8	163.8	87.6	-	-	-	251.4	-	500.0
	<u>248.6</u>	<u>100.0</u>	<u>63.8</u>	<u>163.8</u>	<u>87.6</u>	<u>-</u>	<u>-</u>	<u>-</u>	<u>251.4</u>	<u>-</u>	<u>500.0</u>
Arroyo Chico Urban Path: Campbell/Parkway											
Capital Agreement Fund: Pima County Bonds	456.0	-	519.0	519.0	-	-	-	-	519.0	-	975.0
	<u>456.0</u>	<u>-</u>	<u>519.0</u>	<u>519.0</u>	<u>-</u>	<u>-</u>	<u>-</u>	<u>-</u>	<u>519.0</u>	<u>-</u>	<u>975.0</u>
Atterbury Wash Sanctuary Expansion											
Capital Agreement Fund: Pima County Bonds	150.0	150.0	870.0	1,020.0	-	-	-	-	1,020.0	-	1,170.0
	<u>150.0</u>	<u>150.0</u>	<u>870.0</u>	<u>1,020.0</u>	<u>-</u>	<u>-</u>	<u>-</u>	<u>-</u>	<u>1,020.0</u>	<u>-</u>	<u>1,170.0</u>
Catalina Park Integrated Play Area											
Capital Agreement Fund: Pima County Bonds	276.2	200.0	-	200.0	-	-	-	-	200.0	-	476.2
	<u>276.2</u>	<u>200.0</u>	<u>-</u>	<u>200.0</u>	<u>-</u>	<u>-</u>	<u>-</u>	<u>-</u>	<u>200.0</u>	<u>-</u>	<u>476.2</u>
Cherry Avenue Center Expansion, Phase I											
Road & Park Impact Fee Fund: West District	180.0	46.2	-	46.2	-	-	-	-	46.2	-	226.2
	<u>180.0</u>	<u>46.2</u>	<u>-</u>	<u>46.2</u>	<u>-</u>	<u>-</u>	<u>-</u>	<u>-</u>	<u>46.2</u>	<u>-</u>	<u>226.2</u>
Clements Senior Center Recreation Facility											
2000 General Obligation Bond Funds	200.4	1,299.6	-	1,299.6	-	-	-	-	1,299.6	-	1,500.0
	<u>200.4</u>	<u>1,299.6</u>	<u>-</u>	<u>1,299.6</u>	<u>-</u>	<u>-</u>	<u>-</u>	<u>-</u>	<u>1,299.6</u>	<u>-</u>	<u>1,500.0</u>

Parks and Recreation - Parks Development

Five-Year Capital Improvement Program

(\$000)

Project Name / Fund	Prior Year(s)	Proposed Fiscal Year 2011			Projected Requirements				Five Year Total	Future Years	Total Project
		Carry Forward	New Funding	Year 1 Total	Year 2 FY 2012	Year 3 FY 2013	Year 4 FY 2014	Year 5 FY 2015			
El Pueblo Center Expansion, Phase I											
2000 General Obligation Bond Funds	10.0	-	-	-	-	-	-	-	-	-	10.0
Road & Park Impact Fee Fund: West District	162.9	37.1	-	37.1	-	-	-	-	37.1	-	200.0
	172.9	37.1	-	37.1	-	-	-	-	37.1	-	210.0
General Instruments Site Improvements											
2000 General Obligation Bond Funds	11.2	188.8	-	188.8	-	-	-	-	188.8	-	200.0
	11.2	188.8	-	188.8	-	-	-	-	188.8	-	200.0
Julian Wash Linear Park											
Capital Agreement Fund: Pima County Bonds	550.0	-	1,851.5	1,851.5	1,206.0	-	-	-	3,057.5	-	3,607.5
	550.0	-	1,851.5	1,851.5	1,206.0	-	-	-	3,057.5	-	3,607.5
Lincoln Park Area Maintenance Compound											
2000 General Obligation Bond Funds	54.2	170.8	-	170.8	-	-	-	-	170.8	-	225.0
Future Bond Issuances	-	-	-	-	448.4	-	-	-	448.4	-	448.4
	54.2	170.8	-	170.8	448.4	-	-	-	619.2	-	673.4
Lincoln Park Sport Fields											
Capital Agreement Fund: Pima County Bonds	333.0	-	3,079.5	3,079.5	-	-	-	-	3,079.5	-	3,412.5
General Fund	1.3	-	-	-	-	-	-	-	-	-	1.3
	334.3	-	3,079.5	3,079.5	-	-	-	-	3,079.5	-	3,413.8
Menlo Park Elementary Soccer Improvements											
Capital Agreement Fund: Pima County Bonds	-	465.5	-	465.5	363.3	-	-	-	828.8	-	828.8
	-	465.5	-	465.5	363.3	-	-	-	828.8	-	828.8
Menlo Park Improvements											
Capital Agreement Fund: Pima County Bonds	254.0	50.0	-	50.0	-	-	-	-	50.0	-	304.0
	254.0	50.0	-	50.0	-	-	-	-	50.0	-	304.0

Parks and Recreation - Parks Development

Five-Year Capital Improvement Program

(\$000)

Project Name / Fund	Prior Year(s)	Proposed Fiscal Year 2011			Projected Requirements				Five Year Total	Future Years	Total Project
		Carry Forward	New Funding	Year 1 Total	Year 2 FY 2012	Year 3 FY 2013	Year 4 FY 2014	Year 5 FY 2015			
Navajo Wash Trail											
2000 General Obligation Bond Funds	172.7	28.0	-	28.0	-	-	-	-	28.0	-	200.7
	<u>172.7</u>	<u>28.0</u>	<u>-</u>	<u>28.0</u>	<u>-</u>	<u>-</u>	<u>-</u>	<u>-</u>	<u>28.0</u>	<u>-</u>	<u>200.7</u>
Northside Recreation Center											
Capital Agreement Fund: Pima County Bonds	75.0	20.0	171.6	191.6	2,381.5	2,714.2	-	-	5,287.3	-	5,362.3
	<u>75.0</u>	<u>20.0</u>	<u>171.6</u>	<u>191.6</u>	<u>2,381.5</u>	<u>2,714.2</u>	<u>-</u>	<u>-</u>	<u>5,287.3</u>	<u>-</u>	<u>5,362.3</u>
Ormsby Park Expansion Plan											
Road & Park Impact Fee Fund: Central District	70.0	30.0	-	30.0	-	-	-	-	30.0	-	100.0
	<u>70.0</u>	<u>30.0</u>	<u>-</u>	<u>30.0</u>	<u>-</u>	<u>-</u>	<u>-</u>	<u>-</u>	<u>30.0</u>	<u>-</u>	<u>100.0</u>
Pima County Bond Project Capacity											
Capital Agreement Fund: Pima County Bonds	1,429.3	-	1,500.0	1,500.0	1,500.0	1,500.0	1,500.0	1,500.0	7,500.0	-	8,929.3
	<u>1,429.3</u>	<u>-</u>	<u>1,500.0</u>	<u>1,500.0</u>	<u>1,500.0</u>	<u>1,500.0</u>	<u>1,500.0</u>	<u>1,500.0</u>	<u>7,500.0</u>	<u>-</u>	<u>8,929.3</u>
Reid Park Expansion, Phase 1											
2000 General Obligation Bond Funds	28.0	-	-	-	-	-	-	-	-	-	28.0
Road & Park Impact Fee Fund: Central District	334.5	50.0	-	50.0	-	-	-	-	50.0	-	384.5
	<u>362.5</u>	<u>50.0</u>	<u>-</u>	<u>50.0</u>	<u>-</u>	<u>-</u>	<u>-</u>	<u>-</u>	<u>50.0</u>	<u>-</u>	<u>412.5</u>
Reuse of Landfill Areas											
2000 General Obligation Bond Funds	150.0	57.0	-	57.0	-	-	-	-	57.0	-	207.0
	<u>150.0</u>	<u>57.0</u>	<u>-</u>	<u>57.0</u>	<u>-</u>	<u>-</u>	<u>-</u>	<u>-</u>	<u>57.0</u>	<u>-</u>	<u>207.0</u>
Robb Wash Trail											
2000 General Obligation Bond Funds	50.0	25.0	-	25.0	-	-	-	-	25.0	-	75.0
	<u>50.0</u>	<u>25.0</u>	<u>-</u>	<u>25.0</u>	<u>-</u>	<u>-</u>	<u>-</u>	<u>-</u>	<u>25.0</u>	<u>-</u>	<u>75.0</u>
South Central Community Park, Phase I											
Road & Park Impact Fee Fund: East District	19.8	375.7	-	375.7	-	-	-	-	375.7	-	395.5
Road & Park Impact Fee Fund: Southeast District	1.6	-	-	-	248.4	-	-	-	248.4	-	250.0
	<u>21.4</u>	<u>375.7</u>	<u>-</u>	<u>375.7</u>	<u>248.4</u>	<u>-</u>	<u>-</u>	<u>-</u>	<u>624.1</u>	<u>-</u>	<u>645.5</u>

Parks and Recreation - Parks Development

Five-Year Capital Improvement Program

(\$000)

Project Name / Fund	Prior Year(s)	Proposed Fiscal Year 2011			Projected Requirements				Five Year Total	Future Years	Total Project
		Carry Forward	New Funding	Year 1 Total	Year 2 FY 2012	Year 3 FY 2013	Year 4 FY 2014	Year 5 FY 2015			
Southeast Community Park											
Capital Agreement Fund: Pima County Bonds	7.7	-	265.7	265.7	3,928.1	1,628.3	20.2	-	5,842.3	-	5,850.0
	<u>7.7</u>	<u>-</u>	<u>265.7</u>	<u>265.7</u>	<u>3,928.1</u>	<u>1,628.3</u>	<u>20.2</u>	<u>-</u>	<u>5,842.3</u>	<u>-</u>	<u>5,850.0</u>
Toumey Park											
Capital Agreement Fund: Pima County Bonds	-	-	200.0	200.0	-	-	-	-	200.0	-	200.0
	<u>-</u>	<u>-</u>	<u>200.0</u>	<u>200.0</u>	<u>-</u>	<u>-</u>	<u>-</u>	<u>-</u>	<u>200.0</u>	<u>-</u>	<u>200.0</u>
Trail System Master Plan											
2000 General Obligation Bond Funds	205.0	20.0	-	20.0	-	-	-	-	20.0	-	225.0
	<u>205.0</u>	<u>20.0</u>	<u>-</u>	<u>20.0</u>	<u>-</u>	<u>-</u>	<u>-</u>	<u>-</u>	<u>20.0</u>	<u>-</u>	<u>225.0</u>
Udall Park Sport Fields											
Capital Agreement Fund: Pima County Bonds	1,935.2	500.0	-	500.0	-	-	-	-	500.0	-	2,435.2
	<u>1,935.2</u>	<u>500.0</u>	<u>-</u>	<u>500.0</u>	<u>-</u>	<u>-</u>	<u>-</u>	<u>-</u>	<u>500.0</u>	<u>-</u>	<u>2,435.2</u>
Valencia Corridor Facilities Plan											
Road & Park Impact Fee Fund: Southlands District	210.5	39.5	-	39.5	-	-	-	-	39.5	-	250.0
	<u>210.5</u>	<u>39.5</u>	<u>-</u>	<u>39.5</u>	<u>-</u>	<u>-</u>	<u>-</u>	<u>-</u>	<u>39.5</u>	<u>-</u>	<u>250.0</u>
Valencia Corridor Land Acquisition, Phase I											
Road & Park Impact Fee Fund: Southlands District	4.2	50.0	50.0	100.0	762.3	-	-	-	862.3	-	866.5
	<u>4.2</u>	<u>50.0</u>	<u>50.0</u>	<u>100.0</u>	<u>762.3</u>	<u>-</u>	<u>-</u>	<u>-</u>	<u>862.3</u>	<u>-</u>	<u>866.5</u>
Valencia and Alvernon Community Park, Phase I											
Road & Park Impact Fee Fund: Southlands District	250.0	50.0	-	50.0	-	-	-	-	50.0	-	300.0
	<u>250.0</u>	<u>50.0</u>	<u>-</u>	<u>50.0</u>	<u>-</u>	<u>-</u>	<u>-</u>	<u>-</u>	<u>50.0</u>	<u>-</u>	<u>300.0</u>
Verdugo Park (Barrio Kroeger Lane)											
Capital Agreement Fund: Pima County Bonds	100.0	50.0	-	50.0	-	-	-	-	50.0	-	150.0
	<u>100.0</u>	<u>50.0</u>	<u>-</u>	<u>50.0</u>	<u>-</u>	<u>-</u>	<u>-</u>	<u>-</u>	<u>50.0</u>	<u>-</u>	<u>150.0</u>

Parks and Recreation - Parks Development

Five-Year Capital Improvement Program

(\$000)

Project Name / Fund	Prior Year(s)	Proposed Fiscal Year 2011			Projected Requirements				Five Year Total	Future Years	Total Project
		Carry Forward	New Funding	Year 1 Total	Year 2 FY 2012	Year 3 FY 2013	Year 4 FY 2014	Year 5 FY 2015			
Wakefield/St. John's Skate Facility											
Capital Agreement Fund: Pima County Bonds	-	-	500.0	500.0	-	-	-	-	500.0	-	500.0
	-	-	500.0	500.0	-	-	-	-	500.0	-	500.0
Program Area Total	8,340.1	4,083.2	9,071.1	13,154.3	10,925.6	5,842.5	1,520.2	1,500.0	32,942.6	-	41,282.7

Source of Funds Summary											
2000 General Obligation Bond Funds	1,125.2	1,839.2	-	1,839.2	-	-	-	-	1,839.2	-	2,964.4
Capital Agreement Fund: Pima County Bonds	5,566.4	1,435.5	8,957.3	10,392.8	9,378.9	5,842.5	1,520.2	1,500.0	28,634.4	-	34,200.8
Future Bond Issuances	-	-	-	-	448.4	-	-	-	448.4	-	448.4
General Fund	1.3	-	-	-	-	-	-	-	-	-	1.3
General Fund: Restricted Revenues	165.0	30.0	-	30.0	-	-	-	-	30.0	-	195.0
Road & Park Impact Fee Fund: Central District	404.5	80.0	-	80.0	-	-	-	-	80.0	-	484.5
Road & Park Impact Fee Fund: East District	268.4	475.7	63.8	539.5	87.6	-	-	-	627.1	-	895.5
Road & Park Impact Fee Fund: Southeast District	1.6	-	-	-	248.4	-	-	-	248.4	-	250.0
Road & Park Impact Fee Fund: Southlands District	464.7	139.5	50.0	189.5	762.3	-	-	-	951.8	-	1,416.5
Road & Park Impact Fee Fund: West District	342.9	83.3	-	83.3	-	-	-	-	83.3	-	426.2
Program Area Total	8,340.1	4,083.2	9,071.1	13,154.3	10,925.6	5,842.5	1,520.2	1,500.0	32,942.6	-	41,282.7

Parks and Recreation - Parks Development

(\$000)

A Mountain Improvement										Project ID: R990	
Description: Develop a master plan, design, and construct Americans with Disabilities Act (ADA) and safety improvements to public facilities in A Mountain Park. This project includes \$47,500 in Back to Basics/CDBG funding from Ward 1.										Start Date: 12/07	
										End Date: 9/10	
										Location: Ward 1	
Justification: A Mountain Park has regional significance, and this project will benefit and address the community's need for open space, passive recreation, and natural/historic resource preservation and interpretation.											
Source of Funds:	Prior Year(s)	Proposed Fiscal Year 2011			Projected Requirements				Five Year Total	Future Years	Total Project
		Carry Forward	New Funding	Year 1 Total	Year 2 FY 2012	Year 3 FY 2013	Year 4 FY 2014	Year 5 FY 2015			
General Fund: Restricted Revenues	165.0	30.0	-	30.0	-	-	-	-	30.0	-	195.0
Total	165.0	30.0	-	30.0	-	-	-	-	30.0	-	195.0

Alamo Wash Trail										Project ID: R94D	
Description: Acquire land, plan, and design a new linear park along Alamo Wash. Construction will be dependent on funding availability and land costs.										Start Date: 7/08	
										End Date: 6/11	
										Location: Ward 6	
Justification: Development of these improvements will address the community's need for connectivity and a more complete urban trail system.											
Source of Funds:	Prior Year(s)	Proposed Fiscal Year 2011			Projected Requirements				Five Year Total	Future Years	Total Project
		Carry Forward	New Funding	Year 1 Total	Year 2 FY 2012	Year 3 FY 2013	Year 4 FY 2014	Year 5 FY 2015			
2000 General Obligation Bond Funds	243.8	50.0	-	50.0	-	-	-	-	50.0	-	293.8
Total	243.8	50.0	-	50.0	-	-	-	-	50.0	-	293.8

Parks and Recreation - Parks Development

(\$000)

Source of Funds:										Prior Year(s)	Proposed Fiscal Year 2011			Projected Requirements				Five Year Total	Future Years	Total Project
											Carry Forward	New Funding	Year 1 Total	Year 2 FY 2012	Year 3 FY 2013	Year 4 FY 2014	Year 5 FY 2015			
Road & Park Impact Fee Fund: East District										248.6	100.0	63.8	163.8	87.6	-	-	-	251.4	-	500.0
Total										248.6	100.0	63.8	163.8	87.6	-	-	-	251.4	-	500.0

Source of Funds:										Prior Year(s)	Proposed Fiscal Year 2011			Projected Requirements				Five Year Total	Future Years	Total Project
											Carry Forward	New Funding	Year 1 Total	Year 2 FY 2012	Year 3 FY 2013	Year 4 FY 2014	Year 5 FY 2015			
Capital Agreement Fund: Pima County Bonds										456.0	-	519.0	519.0	-	-	-	-	519.0	-	975.0
Total										456.0	-	519.0	519.0	-	-	-	-	519.0	-	975.0

Project ID: RM01

Start Date: 7/07

End Date: 6/12

Location: Ward 6

Arcadia Park, Phase I

Description:

Acquire land, plan, design, and construct the initial phase of a new park. Arcadia Park will link two small existing parks and create a greenway along the Arcadia Wash. This project is part of a multi-phase development; future phases are contingent upon future city and/or county bonds or other revenues.

Justification:

This project is needed to increase capacity in our parks and recreation system and to address the demands placed on it by new development.

Arroyo Chico Urban Path: Campbell/Parkway

Description:

Design and acquire land for a trail system connecting Campbell Avenue and Country Club. An intergovernmental agreement with Pima County was approved in April 2007. Construction of this segment is contingent upon funding availability. The original Pima County 2004 bond allocation of \$1 million has been reduced by \$25,000 for estimated Pima County administrative charges.

Justification:

Development of these improvements will address the community's need for connectivity and a more complete urban pathway system.

Project ID: RP1B

Start Date: 7/08

End Date: 6/11

Location: Wards 5 and 6

Parks and Recreation - Parks Development

(\$000)

Atterbury Wash Sanctuary Expansion										Project ID: RP02	
Description: Plan, design, and construct an expansion of the existing trail system in Lincoln Park and passive recreation amenities along the wash. An intergovernmental agreement with Pima County was approved in March 2007. The original Pima County 2004 bond allocation of \$2 million has been reduced by \$30,000 for estimated Pima County administrative charges. An amendment to the County Bond Ordinance reduced the budget by \$800,000, since land acquisition was not required. The \$800,000 was reallocated to the Pantano River project administered by Pima County.										Start Date: 10/07	
										End Date: 6/11	
Justification: This project, which is identified in the City of Tucson Parks and Recreation Strategic Service Plan and the Eastern Pima County Trail System Master Plan, will preserve an important wildlife corridor and riparian area.										Location: Ward 4	
Source of Funds:	Prior Year(s)	Proposed Fiscal Year 2011			Projected Requirements				Five Year Total	Future Years	Total Project
		Carry Forward	New Funding	Year 1 Total	Year 2 FY 2012	Year 3 FY 2013	Year 4 FY 2014	Year 5 FY 2015			
Capital Agreement Fund: Pima County Bonds	150.0	150.0	870.0	1,020.0	-	-	-	-	1,020.0	-	1,170.0
Total	150.0	150.0	870.0	1,020.0	-	-	-	-	1,020.0	-	1,170.0
Catalina Park Integrated Play Area										Project ID: R100	
Description: Design and construct improvements to Catalina Park including a splash pad, new play structure, a shaded seating and observation area, ADA (Americans with Disabilities Act) access improvements, and unified hardscape and landscaping.										Start Date: 7/08	
										End Date: 10/10	
Justification: This park is used by many groups, but is under utilized by local residents. A revitalized park would provide a safe, pleasant space for families and organizations.										Location: Ward 3	
Source of Funds:	Prior Year(s)	Proposed Fiscal Year 2011			Projected Requirements				Five Year Total	Future Years	Total Project
		Carry Forward	New Funding	Year 1 Total	Year 2 FY 2012	Year 3 FY 2013	Year 4 FY 2014	Year 5 FY 2015			
Capital Agreement Fund: Pima County Bonds	276.2	200.0	-	200.0	-	-	-	-	200.0	-	476.2
Total	276.2	200.0	-	200.0	-	-	-	-	200.0	-	476.2

Parks and Recreation - Parks Development

(\$000)

Cherry Avenue Center Expansion, Phase I										Project ID: RM02	
Description: Design improvements based on the center's master plan. Construction is funded by \$1.4 million in ARRA/CDBG-R funds. Construction budget is administered through the Housing & Community Development Department.										Start Date: 7/07	
										End Date: 7/10	
										Location: Ward 5	
Justification: This project is needed to increase capacity in our parks and recreation system and to address the demands placed on it by new development.											
Source of Funds:	Prior Year(s)	Proposed Fiscal Year 2011			Projected Requirements				Five Year Total	Future Years	Total Project
		Carry Forward	New Funding	Year 1 Total	Year 2 FY 2012	Year 3 FY 2013	Year 4 FY 2014	Year 5 FY 2015			
Road & Park Impact Fee Fund: West District	180.0	46.2	-	46.2	-	-	-	-	46.2	-	226.2
Total	180.0	46.2	-	46.2	-	-	-	-	46.2	-	226.2

Clements Senior Center Recreation Facility										Project ID: R921	
Description: Develop a master plan, and design the initial phase of a new senior center recreation facility on the city's eastside. Formerly titled "Eastside Senior Center Recreation Facility," this project will be built at Clements Center. A search for a suitable site determined that the location in Lincoln Park will provide the greatest benefit to seniors on the city's eastside. Construction of this project is contingent upon additional funding sources in the amount of \$3.0 million.										Start Date: 7/07	
										End Date: 6/11	
										Location: Ward 4	
Justification: This project will expand senior recreational and social services in an area of high demand.											
Source of Funds:	Prior Year(s)	Proposed Fiscal Year 2011			Projected Requirements				Five Year Total	Future Years	Total Project
		Carry Forward	New Funding	Year 1 Total	Year 2 FY 2012	Year 3 FY 2013	Year 4 FY 2014	Year 5 FY 2015			
2000 General Obligation Bond Funds	200.4	1,299.6	-	1,299.6	-	-	-	-	1,299.6	-	1,500.0
Total	200.4	1,299.6	-	1,299.6	-	-	-	-	1,299.6	-	1,500.0

Parks and Recreation - Parks Development

(\$000)

El Pueblo Center Expansion, Phase I										Project ID: RM04	
Description: Design improvements based on the center's master plan. Construction is contingent upon future bonds or other revenues in the amount of \$2.5 million.										Start Date: 7/07	
										End Date: 6/11	
										Location: Ward 5	
Justification: This project is needed to increase capacity in our parks and recreation system and to address the demands placed on it by new development.											
		Proposed Fiscal Year 2011			Projected Requirements				Five Year Total	Future Years	Total Project
Source of Funds:	Prior Year(s)	Carry Forward	New Funding	Year 1 Total	Year 2 FY 2012	Year 3 FY 2013	Year 4 FY 2014	Year 5 FY 2015			
2000 General Obligation Bond Funds	10.0	-	-	-	-	-	-	-	-	-	10.0
Road & Park Impact Fee Fund: West District	162.9	37.1	-	37.1	-	-	-	-	-	37.1	200.0
Total	172.9	37.1	-	37.1	-	-	-	-	-	37.1	210.0

General Instruments Site Improvements										Project ID: R032	
Description: Design and construct a passive natural resource park area adjacent to Anklam Wash on the city's westside. Project requires additional funding of \$1 million to complete environmental remediation of the site before the park can be developed.										Start Date: 7/06	
										End Date: 6/11	
										Location: Ward 1	
Justification: This project will provide natural resource park areas adjacent to neighborhoods and will allow for connectivity to other park areas.											
		Proposed Fiscal Year 2011			Projected Requirements				Five Year Total	Future Years	Total Project
Source of Funds:	Prior Year(s)	Carry Forward	New Funding	Year 1 Total	Year 2 FY 2012	Year 3 FY 2013	Year 4 FY 2014	Year 5 FY 2015			
2000 General Obligation Bond Funds	11.2	188.8	-	188.8	-	-	-	-	188.8	-	200.0
Total	11.2	188.8	-	188.8	-	-	-	-	188.8	-	200.0

Parks and Recreation - Parks Development

(\$000)

Source of Funds:										Prior Year(s)	Proposed Fiscal Year 2011			Projected Requirements				Five Year Total	Future Years	Total Project
											Carry Forward	New Funding	Year 1 Total	Year 2 FY 2012	Year 3 FY 2013	Year 4 FY 2014	Year 5 FY 2015			
Capital Agreement Fund: Pima County Bonds										550.0	-	1,851.5	1,851.5	1,206.0	-	-	-	3,057.5	-	3,607.5
Total										550.0	-	1,851.5	1,851.5	1,206.0	-	-	-	3,057.5	-	3,607.5

Source of Funds:										Prior Year(s)	Proposed Fiscal Year 2011			Projected Requirements				Five Year Total	Future Years	Total Project
											Carry Forward	New Funding	Year 1 Total	Year 2 FY 2012	Year 3 FY 2013	Year 4 FY 2014	Year 5 FY 2015			
2000 General Obligation Bond Funds										54.2	170.8	-	170.8	-	-	-	-	170.8	-	225.0
Future Bond Issuances										-	-	-	-	448.4	-	-	-	448.4	-	448.4
Total										54.2	170.8	-	170.8	448.4	-	-	-	619.2	-	673.4

Project ID: RP05
Start Date: 12/06
End Date: 12/11
Location: Wards 1, 4, and 5

Project ID: R997
Start Date: 7/09
End Date: 6/12
Location: Ward 4

Julian Wash Linear Park

Description:

Acquire land and develop segments of the linear park based on the City/County Divided Urban Pathway Standard. An intergovernmental agreement with Pima County was approved in August 2006. The original Pima County 2004 bond allocation of \$3.7 million has been reduced by \$92,500 for estimated Pima County administrative charges. Design and construction of this project is a cooperative effort between the City, Pima County and the University of Arizona.

Justification:

This project is identified in the City of Tucson Parks and Recreation Strategic Service Plan and the Eastern Pima County Trails System Master Plan. The project will provide a pathway system that connects parks, schools, open space, and neighborhoods.

Lincoln Park Area Maintenance Compound

Description:

Design and construct a maintenance compound to replace one eliminated as part of the William Clements Center expansion. Construction of this project is contingent upon additional funding sources in the amount of \$448,400.

Justification:

This facility is needed to house the maintenance equipment that staff needs to maintain this regional facility.

Parks and Recreation - Parks Development

(\$000)

Lincoln Park Sport Fields Description: Design and construct a 4-field lighted softball complex, including a comfort station and concession building, picnic facilities, parking, and other associated amenities. The original Pima County 2004 bond allocation of \$3.5 million has been reduced by \$87,500 for Pima County administrative charges.										Project ID: RP12 Start Date: 7/07 End Date: 6/11 Location: Ward 4		
										Justification: Currently, there is a considerable shortage of sport fields on the eastside of Tucson. This project will provide much needed softball fields and associated amenities.		
Source of Funds:	Prior Year(s)	Proposed Fiscal Year 2011			Projected Requirements				Five Year Total	Future Years	Total Project	
		Carry Forward	New Funding	Year 1 Total	Year 2 FY 2012	Year 3 FY 2013	Year 4 FY 2014	Year 5 FY 2015				
Capital Agreement Fund: Pima County Bonds	333.0	-	3,079.5	3,079.5	-	-	-	-	3,079.5	-	3,412.5	
General Fund	1.3	-	-	-	-	-	-	-	-	-	1.3	
Total	334.3	-	3,079.5	3,079.5	-	-	-	-	3,079.5	-	3,413.8	

Menlo Park Elementary Soccer Improvements Description: Design and construct one lighted soccer field and associated improvements to the existing irrigation system, fencing and parking lot. An intergovernmental agreement with Pima County was approved in September 2008. The Pima County 1997 bond allocation of \$850,000 has been reduced by \$21,250 for estimated Pima County administrative charges.										Project ID: R102 Start Date: 12/08 End Date: 9/11 Location: Ward 1		
										Justification: Currently there is a shortage of playing fields in Tucson. This project is intended to address the need for sports fields on the westside of Tucson.		
Source of Funds:	Prior Year(s)	Proposed Fiscal Year 2011			Projected Requirements				Five Year Total	Future Years	Total Project	
		Carry Forward	New Funding	Year 1 Total	Year 2 FY 2012	Year 3 FY 2013	Year 4 FY 2014	Year 5 FY 2015				
Capital Agreement Fund: Pima County Bonds	-	465.5	-	465.5	363.3	-	-	-	828.8	-	828.8	
Total	-	465.5	-	465.5	363.3	-	-	-	828.8	-	828.8	

Parks and Recreation - Parks Development

(\$000)

Menlo Park Improvements										Project ID: R101	
Description: Design and construct a portion of the facilities identified in the Menlo Park Master Plan developed by Parks and Recreation staff and approved by the Menlo Park Neighborhood in April 2007. Facilities to be designed and constructed include a group ramada with picnic tables, seatwalls, and grill; a shade structure over the existing park playground; a shade structure in the swimming pool area; and an entry plaza at the corner of Grande Avenue and Fresno Street. An intergovernmental agreement with Pima County was approved in May 2009 for the use of Neighborhood Reinvestment Program funds.										Start Date: 3/08	
Justification: This project will provide park facilities for residents living in an area with a shortage of such facilities.										End Date: 9/10	
										Location: Ward 1	
Source of Funds:	Prior Year(s)	Proposed Fiscal Year 2011			Projected Requirements				Five Year Total	Future Years	Total Project
		Carry Forward	New Funding	Year 1 Total	Year 2 FY 2012	Year 3 FY 2013	Year 4 FY 2014	Year 5 FY 2015			
Capital Agreement Fund: Pima County Bonds	254.0	50.0	-	50.0	-	-	-	-	50.0	-	304.0
Total	254.0	50.0	-	50.0	-	-	-	-	50.0	-	304.0

Navajo Wash Trail										Project ID: R94E	
Description: Acquire land, plan, and design the initial phase of a new linear park. Construction of the initial phase will be dependent on funding availability and land costs.										Start Date: 7/08	
Justification: Development of these improvements will address the community's need for connectivity and a more complete urban trail system.										End Date: 12/10	
										Location: Ward 3	
Source of Funds:	Prior Year(s)	Proposed Fiscal Year 2011			Projected Requirements				Five Year Total	Future Years	Total Project
		Carry Forward	New Funding	Year 1 Total	Year 2 FY 2012	Year 3 FY 2013	Year 4 FY 2014	Year 5 FY 2015			
2000 General Obligation Bond Funds	172.7	28.0	-	28.0	-	-	-	-	28.0	-	200.7
Total	172.7	28.0	-	28.0	-	-	-	-	28.0	-	200.7

Parks and Recreation - Parks Development

(\$000)

Northside Recreation Center										Project ID: RP06	
Description: Plan, design, and construct a recreation center to serve residents living in northwest Tucson. The design of the center will incorporate facilities and standards developed in the City of Tucson Parks and Recreation Strategic Service Plan. An intergovernmental agreement with Pima County was approved in April 2007. The original Pima County 2004 bond allocation of \$5.5 million was reduced by \$137,500 for Pima County administrative charges.										Start Date: 9/06	
										End Date: 6/13	
										Location: Ward 3	
Justification: This project will address the community's need for recreational facilities, in an area of the community with a shortage of such facilities, as identified by the City of Tucson Parks and Recreation Strategic Service Plan.											
Source of Funds:	Prior Year(s)	Proposed Fiscal Year 2011			Projected Requirements				Five Year Total	Future Years	Total Project
		Carry Forward	New Funding	Year 1 Total	Year 2 FY 2012	Year 3 FY 2013	Year 4 FY 2014	Year 5 FY 2015			
Capital Agreement Fund: Pima County Bonds	75.0	20.0	171.6	191.6	2,381.5	2,714.2	-	-	5,287.3	-	5,362.3
Total	75.0	20.0	171.6	191.6	2,381.5	2,714.2	-	-	5,287.3	-	5,362.3

Ormsby Park Expansion Plan										Project ID: RM07	
Description: Develop a concept plan that will guide land acquisition, design, and construction of a multi-phase expansion of Ormsby Park, including an equestrian staging area and trail linkage to Santa Cruz River Park and Origins West area of Rio Nuevo. Design and construction are contingent upon future bonds and potential grants.										Start Date: 7/07	
										End Date: 6/11	
										Location: Ward 1	
Justification: This project is needed to increase capacity in our parks and recreation system and to address the demands placed on it by new development.											
Source of Funds:	Prior Year(s)	Proposed Fiscal Year 2011			Projected Requirements				Five Year Total	Future Years	Total Project
		Carry Forward	New Funding	Year 1 Total	Year 2 FY 2012	Year 3 FY 2013	Year 4 FY 2014	Year 5 FY 2015			
Road & Park Impact Fee Fund: Central District	70.0	30.0	-	30.0	-	-	-	-	30.0	-	100.0
Total	70.0	30.0	-	30.0	-	-	-	-	30.0	-	100.0

Parks and Recreation - Parks Development

(\$000)

Pima County Bond Project Capacity Description: Budget capacity for potential Pima County Bond and Neighborhood Reinvestment projects funded by the 1997 and 2004 Pima County Bond authorizations. Justification: These funds provide the City of Tucson the ability to manage the design, land acquisition, and construction of future Pima County Bond and Neighborhood Reinvestment projects within the city's jurisdiction.										Project ID: RPOC Start Date: 7/07 End Date: 6/15 Location: Citywide		
Source of Funds:	Prior Year(s)	Proposed Fiscal Year 2011			Projected Requirements				Five Year Total	Future Years	Total Project	
		Carry Forward	New Funding	Year 1 Total	Year 2 FY 2012	Year 3 FY 2013	Year 4 FY 2014	Year 5 FY 2015				
Capital Agreement Fund: Pima County Bonds	1,429.3	-	1,500.0	1,500.0	1,500.0	1,500.0	1,500.0	1,500.0	7,500.0	-	8,929.3	
Total	1,429.3	-	1,500.0	1,500.0	1,500.0	1,500.0	1,500.0	1,500.0	7,500.0	-	8,929.3	

Reid Park Expansion, Phase 1 Description: Design and construct a grassy open space and large-event venue. This project is part of a multi-phase development. Future phases will include capacity-building improvements to Reid Park, expansion of the Adaptive Recreation Center (ARC), and improvements to Randolph Center that support and complement the ARC. Future phases are contingent upon future bonds and impact fee allocations. Justification: This project is needed to increase capacity in our parks and recreation system and to address the demands placed on it by new development.										Project ID: RM09 Start Date: 7/07 End Date: 6/11 Location: Ward 6		
Source of Funds:	Prior Year(s)	Proposed Fiscal Year 2011			Projected Requirements				Five Year Total	Future Years	Total Project	
		Carry Forward	New Funding	Year 1 Total	Year 2 FY 2012	Year 3 FY 2013	Year 4 FY 2014	Year 5 FY 2015				
2000 General Obligation Bond Funds	28.0	-	-	-	-	-	-	-	-	-	28.0	
Road & Park Impact Fee Fund: Central District	334.5	50.0	-	50.0	-	-	-	-	50.0	-	384.5	
Total	362.5	50.0	-	50.0	-	-	-	-	50.0	-	412.5	

Parks and Recreation - Parks Development

(\$000)

Source of Funds:	Prior Year(s)	Proposed Fiscal Year 2011			Projected Requirements				Five Year Total	Future Years	Total Project
		Carry Forward	New Funding	Year 1 Total	Year 2 FY 2012	Year 3 FY 2013	Year 4 FY 2014	Year 5 FY 2015			
2000 General Obligation Bond Funds	150.0	57.0	-	57.0	-	-	-	-	57.0	-	207.0
Total	150.0	57.0	-	57.0	-	-	-	-	57.0	-	207.0

Source of Funds:	Prior Year(s)	Proposed Fiscal Year 2011			Projected Requirements				Five Year Total	Future Years	Total Project
		Carry Forward	New Funding	Year 1 Total	Year 2 FY 2012	Year 3 FY 2013	Year 4 FY 2014	Year 5 FY 2015			
2000 General Obligation Bond Funds	50.0	25.0	-	25.0	-	-	-	-	25.0	-	75.0
Total	50.0	25.0	-	25.0	-	-	-	-	25.0	-	75.0

Project ID: R941

Start Date: 7/05

End Date: 6/11

Location: Citywide

Project ID: R94B

Start Date: 7/08

End Date: 7/10

Location: Ward 2

Reuse of Landfill Areas

Description:

Design and construct open space improvements to closed landfill sites. Funding in Fiscal Year 2011 is being used to plan the Sonoran Desert Park at the base of A Mountain.

Justification:

This project is needed to pursue the beneficial reuse of closed landfill areas for recreation and open space purposes.

Robb Wash Trail

Description:

Design and construct a walking path, picnic site, and related site work along the west side of the Robb Wash north of Speedway Boulevard.

Justification:

Development of these improvements will address the community's need for connectivity and a more complete urban trail system.

Parks and Recreation - Parks Development

(\$000)

South Central Community Park, Phase I

Description:

Plan, design, and construct the initial development of a new community park along the Valencia Road Corridor. This project is part of a multi-phase development. Future phases are contingent upon future bonds or other revenues.

Justification:

This project is needed to increase capacity in our parks and recreation system and to address the demands placed on it by new development.

Project ID: RM11

Start Date: 7/07

End Date: 6/12

Location: Wards 4 and 5

Source of Funds:	Prior Year(s)	Proposed Fiscal Year 2011			Projected Requirements				Five Year Total	Future Years	Total Project
		Carry Forward	New Funding	Year 1 Total	Year 2 FY 2012	Year 3 FY 2013	Year 4 FY 2014	Year 5 FY 2015			
Road & Park Impact Fee Fund: East District	19.8	375.7	-	375.7	-	-	-	-	375.7	-	395.5
Road & Park Impact Fee Fund: Southeast District	1.6	-	-	-	248.4	-	-	-	248.4	-	250.0
Total	21.4	375.7	-	375.7	248.4	-	-	-	624.1	-	645.5

Southeast Community Park

Description:

Acquire land, plan, and design the first phase of a regional park anticipated to be located in the vicinity of the Esmond Station and adjacent to a new Vail School District high school in southeast Tucson. An intergovernmental agreement with Pima County was approved in February 2006. The original Pima County 2004 bond allocation of \$6 million has been reduced by \$150,000 for estimated Pima County administrative charges.

Justification:

This project will serve the rapidly growing Houghton Corridor Area. It is a collaborative partnership between the city, county, and Vail School District to maximize resources to the benefit of the community served.

Project ID: RP10

Start Date: 3/08

End Date: 6/14

Location: Ward 4

Source of Funds:	Prior Year(s)	Proposed Fiscal Year 2011			Projected Requirements				Five Year Total	Future Years	Total Project
		Carry Forward	New Funding	Year 1 Total	Year 2 FY 2012	Year 3 FY 2013	Year 4 FY 2014	Year 5 FY 2015			
Capital Agreement Fund: Pima County Bonds	7.7	-	265.7	265.7	3,928.1	1,628.3	20.2	-	5,842.3	-	5,850.0
Total	7.7	-	265.7	265.7	3,928.1	1,628.3	20.2	-	5,842.3	-	5,850.0

Parks and Recreation - Parks Development

(\$000)

										Project ID: R104		
Toumey Park Description: Design and construct additional walkways inside the park as well as installation of a new swing set. An intergovernmental agreement with Pima County is still pending for the use of county bonds. Justification: Enhancements to the existing park will allow for increased usage of the park by the surrounding neighborhood.										Start Date: 7/10		
										End Date: 6/11		
										Location: Ward 6		
										Five Year Total	Future Years	Total Project
Source of Funds:	Prior Year(s)	Proposed Fiscal Year 2011			Projected Requirements				Five Year Total	Future Years	Total Project	
		Carry Forward	New Funding	Year 1 Total	Year 2 FY 2012	Year 3 FY 2013	Year 4 FY 2014	Year 5 FY 2015				
Capital Agreement Fund: Pima County Bonds	-	-	200.0	200.0	-	-	-	-	200.0	-	200.0	
Total	-	-	200.0	200.0	-	-	-	-	200.0	-	200.0	

										Project ID: R94A		
Trail System Master Plan Description: Update the Eastern Pima County Trails Master Plan with an emphasis on trail connections inside the urban area. Justification: This masterplan will address the community's need for connectivity and a more complete urban trail system.										Start Date: 10/07		
										End Date: 12/10		
										Location: Citywide		
										Five Year Total	Future Years	Total Project
Source of Funds:	Prior Year(s)	Proposed Fiscal Year 2011			Projected Requirements				Five Year Total	Future Years	Total Project	
		Carry Forward	New Funding	Year 1 Total	Year 2 FY 2012	Year 3 FY 2013	Year 4 FY 2014	Year 5 FY 2015				
2000 General Obligation Bond Funds	205.0	20.0	-	20.0	-	-	-	-	20.0	-	225.0	
Total	205.0	20.0	-	20.0	-	-	-	-	20.0	-	225.0	

Parks and Recreation - Parks Development

(\$000)

Udall Park Sport Fields										Project ID: RP13		
Description: Design and construct two lighted soccer fields, lighting for an existing soccer field, a comfort station, and associated parking. The search for a 50-acre site for the Eastside Sports Complex proved unsuccessful and has resulted in an amendment to the 2004 Pima County Bond Implementation Ordinance. That amendment creates two new projects to replace the original Eastside Sports Complex: this project and the Lincoln Park Sport Fields project. The original funding amount of \$2.5 million is reduced by \$25,219 for prior expenditures at the Eastside Complex and \$39,596 for Pima County administrative charges.										Start Date: 7/07		
Justification: Currently, there is a considerable shortage of sport fields on the eastside on Tucson. This project will provide much needed soccer fields and associated amenities.										End Date: 9/10		
										Location: Ward 2		
Source of Funds:	Prior Year(s)	Proposed Fiscal Year 2011			Projected Requirements				Five Year Total	Future Years	Total Project	
		Carry Forward	New Funding	Year 1 Total	Year 2 FY 2012	Year 3 FY 2013	Year 4 FY 2014	Year 5 FY 2015				
Capital Agreement Fund: Pima County Bonds	1,935.2	500.0	-	500.0	-	-	-	-	500.0	-	2,435.2	
Total	1,935.2	500.0	-	500.0	-	-	-	-	500.0	-	2,435.2	

Valencia and Alvernon Community Park, Phase I										Project ID: RM12		
Description: Plan and design the initial phase of a new community park in the vicinity of Valencia and Alvernon. Construction of this project is a proposed partnership between the Pima County Flood Control District and the city as a stormwater detention basin and park. This project is part of a multi-phase development. Future phases are contingent upon funding from future bonds or other revenues.										Start Date: 7/07		
Justification: This project is needed to increase capacity in our parks and recreation system and to address the demands placed on it by new development.										End Date: 6/11		
										Location: Ward 5		
Source of Funds:	Prior Year(s)	Proposed Fiscal Year 2011			Projected Requirements				Five Year Total	Future Years	Total Project	
		Carry Forward	New Funding	Year 1 Total	Year 2 FY 2012	Year 3 FY 2013	Year 4 FY 2014	Year 5 FY 2015				
Road & Park Impact Fee Fund: Southlands District	250.0	50.0	-	50.0	-	-	-	-	50.0	-	300.0	
Total	250.0	50.0	-	50.0	-	-	-	-	50.0	-	300.0	

Parks and Recreation - Parks Development

(\$000)

Valencia Corridor Facilities Plan										Project ID: RM14		
Description: Develop a park facilities master plan for the Valencia Road Corridor.										Start Date: 7/07 End Date: 6/11 Location: Wards 4 and 5		
Justification: This project is needed to address the demands placed on our parks and recreation system by new development.												
Source of Funds:	Prior Year(s)	Proposed Fiscal Year 2011			Projected Requirements				Five Year Total	Future Years	Total Project	
		Carry Forward	New Funding	Year 1 Total	Year 2 FY 2012	Year 3 FY 2013	Year 4 FY 2014	Year 5 FY 2015				
Road & Park Impact Fee Fund: Southlands District	210.5	39.5	-	39.5	-	-	-	-	39.5	-	250.0	
Total	210.5	39.5	-	39.5	-	-	-	-	39.5	-	250.0	

Valencia Corridor Land Acquisition, Phase I										Project ID: RM13		
Description: Acquire land identified by the Valencia Corridor Parks and Recreation Facilities Plan. This project is part of a multi-phase development. Future acquisitions are contingent upon future revenues.										Start Date: 7/07 End Date: 6/12 Location: Wards 4 and 5		
Justification: This project is needed to increase capacity in our parks and recreation system and to address the demands placed on it by new development.												
Source of Funds:	Prior Year(s)	Proposed Fiscal Year 2011			Projected Requirements				Five Year Total	Future Years	Total Project	
		Carry Forward	New Funding	Year 1 Total	Year 2 FY 2012	Year 3 FY 2013	Year 4 FY 2014	Year 5 FY 2015				
Road & Park Impact Fee Fund: Southlands District	4.2	50.0	50.0	100.0	762.3	-	-	-	862.3	-	866.5	
Total	4.2	50.0	50.0	100.0	762.3	-	-	-	862.3	-	866.5	

Parks and Recreation - Parks Development

(\$000)

Source of Funds:										Prior Year(s)	Proposed Fiscal Year 2011			Projected Requirements				Five Year Total	Future Years	Total Project
											Carry Forward	New Funding	Year 1 Total	Year 2 FY 2012	Year 3 FY 2013	Year 4 FY 2014	Year 5 FY 2015			
Capital Agreement Fund: Pima County Bonds										100.0	50.0	-	50.0	-	-	-	-	50.0	-	150.0
Total										100.0	50.0	-	50.0	-	-	-	-	50.0	-	150.0

Verdugo Park (Barrio Kroeger Lane)										Project ID: R103		
Description:										Start Date: 12/08		
Justification:										End Date: 10/10		
										Location: Ward 1		
Design and construct one half-court basketball court, ramada, ADA accessibility to amenities, and passive water harvesting elements at Verdugo Park. An intergovernmental agreement with Pima County was approved in May 2009 for the use of county bonds. Additional funding sources include Pima County Community Development Block Grant (\$62,000) and City of Tucson Back to Basics funding (\$3,000).												
Enhancements to the existing park will allow for increased usage of the park by the surrounding neighborhood.												

Source of Funds:										Prior Year(s)	Proposed Fiscal Year 2011			Projected Requirements				Five Year Total	Future Years	Total Project
											Carry Forward	New Funding	Year 1 Total	Year 2 FY 2012	Year 3 FY 2013	Year 4 FY 2014	Year 5 FY 2015			
Capital Agreement Fund: Pima County Bonds										-	-	500.0	500.0	-	-	-	-	500.0	-	500.0
Total										-	-	500.0	500.0	-	-	-	-	500.0	-	500.0

Wakefield/St. John's Skate Facility										Project ID: R105		
Description:										Start Date: 7/10		
Justification:										End Date: 6/11		
										Location: Ward 1		
Design and construct a small modular skate facility as well as completion of approved athletic field improvements. An intergovernmental agreement with Pima County is pending for the use of county bonds.												
This project will increase capacity in our parks and recreation system and will allow for increased usage of the park by the surrounding neighborhood.												

Parks and Recreation - Zoo Improvements

Five-Year Capital Improvement Program

(\$000)

Project Name / Fund	Prior Year(s)	Proposed Fiscal Year 2011			Projected Requirements				Five Year Total	Future Years	Total Project
		Carry Forward	New Funding	Year 1 Total	Year 2 FY 2012	Year 3 FY 2013	Year 4 FY 2014	Year 5 FY 2015			
Reid Park Zoo Africa Expansion-Elephant Exhibit											
Capital Improvement Fund	723.5	501.5	3,750.0	4,251.5	3,750.0	-	-	-	8,001.5	-	8,725.0
	<u>723.5</u>	<u>501.5</u>	<u>3,750.0</u>	<u>4,251.5</u>	<u>3,750.0</u>	<u>-</u>	<u>-</u>	<u>-</u>	<u>8,001.5</u>	<u>-</u>	<u>8,725.0</u>
Program Area Total	723.5	501.5	3,750.0	4,251.5	3,750.0	-	-	-	8,001.5	-	8,725.0
Source of Funds Summary											
Capital Improvement Fund	723.5	501.5	3,750.0	4,251.5	3,750.0	-	-	-	8,001.5	-	8,725.0
Program Area Total	723.5	501.5	3,750.0	4,251.5	3,750.0	-	-	-	8,001.5	-	8,725.0

Parks and Recreation - Zoo Improvements

(\$000)

Reid Park Zoo Africa Expansion-Elephant Exhibit										Project ID: R978	
Description: Design and construct a 7-acre expansion of the Reid Park Zoo as indicated in the master plan. This expansion will include connecting pathways from the current zoo footprint, restrooms, water fountains, and a 3-acre elephant exhibit and holding facility. This project is the initial development of the new area. This project is a joint effort between the City of Tucson and the Reid Park Zoological Society.										Start Date: 7/06	
										End Date: 6/11	
Justification: The current elephant exhibit no longer meets the standards of care that have been developed by the Association of Zoos and Aquariums. The expansion will provide the needed space to accommodate these animals and will be designed to allow for additional animal exhibits in the future. The ultimate purpose of the expansion is to provide enhanced opportunity for zoo visitors to learn about wildlife in a more natural setting.										Location: Ward 6	
Source of Funds:	Prior Year(s)	Proposed Fiscal Year 2011			Projected Requirements				Five Year Total	Future Years	Total Project
		Carry Forward	New Funding	Year 1 Total	Year 2 FY 2012	Year 3 FY 2013	Year 4 FY 2014	Year 5 FY 2015			
Capital Improvement Fund	723.5	501.5	3,750.0	4,251.5	3,750.0	-	-	-	8,001.5	-	8,725.0
Total	723.5	501.5	3,750.0	4,251.5	3,750.0	-	-	-	8,001.5	-	8,725.0

ParkWise



Capital Improvement Program Department Statement

FY 2011 through FY 2015

Department: ParkWise

Five-Year Total: \$ 5,569,000

ParkWise's Five-Year Capital Improvement Program (CIP) includes completion of design and construction of the Plaza Centro Garage. This 371 space, above ground parking facility will be an integral part of an intense mixed use development that includes retail, office and residential components to be constructed by a private developer. It will serve to meet the parking needs of the development, as well as reduce the parking deficit on the east-end of downtown and 4th Avenue. The estimated garage project cost is \$5.6 million. It will have an annual operating budget impact of \$90,480 that will be paid by the revenues the garage generates. The 25 year debt service for the structure will be covered by operating revenues, as well.

ParkWise: CIP Impact on the Operating Budget

When the following projects in this CIP are completed, they will require funding for annual operations. The estimated impact of these projects on the operating budget over the next five years is shown in the table below.

(\$000)

Project Name	Year 1 FY 2011	Year 2 FY 2012	Year 3 FY 2013	Year 4 FY 2014	Year 5 FY 2015	Five Year Total
Plaza Centro Parking Garage	-	90.5	90.5	90.5	90.5	361.9
Total	-	90.5	90.5	90.5	90.5	361.9

Source of Funds Summary						
ParkWise: Fees and Charges	-	90.5	90.5	90.5	90.5	361.9
Total	-	90.5	90.5	90.5	90.5	361.9

Garages

Five-Year Capital Improvement Program

(\$000)

Project Name / Fund	Prior Year(s)	Proposed Fiscal Year 2011			Projected Requirements				Five Year Total	Future Years	Total Project
		Carry Forward	New Funding	Year 1 Total	Year 2 FY 2012	Year 3 FY 2013	Year 4 FY 2014	Year 5 FY 2015			
Plaza Centro Parking Garage											
ParkWise: Certificates of Participation	-	-	5,569.0	5,569.0	-	-	-	-	5,569.0	-	5,569.0
	-	-	5,569.0	5,569.0	-	-	-	-	5,569.0	-	5,569.0
Department Total	-	-	5,569.0	5,569.0	-	-	-	-	5,569.0	-	5,569.0
Source of Funds Summary											
ParkWise: Certificates of Participation	-	-	5,569.0	5,569.0	-	-	-	-	5,569.0	-	5,569.0
Department Total	-	-	5,569.0	5,569.0	-	-	-	-	5,569.0	-	5,569.0

Garages

(\$000)

Plaza Centro Parking Garage

Project ID: K118

Start Date: 8/09

End Date: 10/10

Location: Ward 6

Description:


Development of excess land from Transportation's 4th Avenue Underpass Project includes this public parking facility to meet the parking needs of the east end of downtown. Construct an above-ground, 371 space parking facility to be owned and operated by the City. The facility will support mixed uses on site including residential, retail and office space.

Justification:

Part of the ParkWise Five Year Masterplan. Required parking to support existing and new east end of downtown development. ParkWise will pay the debt service out of its operating budget.

Source of Funds:	Prior Year(s)	Proposed Fiscal Year 2011			Projected Requirements				Five Year Total	Future Years	Total Project
		Carry Forward	New Funding	Year 1 Total	Year 2 FY 2012	Year 3 FY 2013	Year 4 FY 2014	Year 5 FY 2015			
ParkWise: Certificates of Participation	-	-	5,569.0	5,569.0	-	-	-	-	5,569.0	-	5,569.0
Total	-	-	5,569.0	5,569.0	-	-	-	-	5,569.0	-	5,569.0

Police



Capital Improvement Program Department Statement

FY 2011 through FY 2015

Department: Police

Five-Year Total: \$ 37,452,200

The Tucson Police Department's (TPD) Five-Year Capital Improvement Program (CIP) includes completion of a new Crime Laboratory and purchase and installation of a Computer Aided Dispatch/Records Management Systems (CAD/RMS). The Crime Lab enhances the department's commitment in providing the community with quality forensic science and excellent service and will provide much needed space as called for by national standards. The CAD/RMS will replace, upgrade, and add previously nonexistent business functions to several existing Police Department information systems.

TPD's laboratory was one of the first municipal crime laboratories in the United States to gain national accreditation by the American Society of Crime Laboratory Directors-Laboratory Accreditation Board. The facility is a full-service accredited crime lab and offers analysis in 7 areas: Forensic Biology/DNA, Firearms and Tool Marks, Latent Prints, Drug Analysis, Toxicology (blood alcohol only), Trace Evidence (Arson/Explosives) and Computer Forensics.

The laboratory, currently located in the headquarters building, has insufficient space to efficiently analyze evidence obtained from crime scenes. This lack of space increases the potential of compromising evidence samples. Existing lab space is approximately half of the National Forensic Science Technology Center's recommendation. The center indicates that anything less than half of its recommendation is detrimental to effective analysis and significantly increases the risk of compromise. The new crime lab completion date is scheduled for Spring of 2011.

The CAD/RMS will provide both Police and Fire Departments with the ability to use an Automated Field Reporting module to create and electronically file incident reports from the field. These modules provide the public-safety emergency dispatch and records-keeping systems that increase the productivity of their members. This system will also keep the departments in compliance with legal requirements, and provide public safety management with the tools needed to most effectively deploy the City's police, fire, and Emergency Management System (EMS) resources. Remaining requirements for Police portion of this project are funded through an American Recovery and Reinvestment Act Justice Assistance Grant.

The five-year CIP has a projected annual impact on the operating budget of \$500,000 in Fiscal Year 2012 and increases to \$618,700 by Fiscal Year 2015.

Police: CIP Impact on the Operating Budget

When the following projects in this CIP are completed, they will require funding for annual operations. The estimated impact of these projects on the operating budget over the next five years is shown in the table below.

(\$000)

Project Name	Year 1 FY 2011	Year 2 FY 2012	Year 3 FY 2013	Year 4 FY 2014	Year 5 FY 2015	Five Year Total
Computer Dispatch and Records Management System	-	450.0	450.0	450.0	450.0	1,800.0
Crime Lab	-	50.0	156.0	162.2	168.7	536.9
Total	-	500.0	606.0	612.2	618.7	2,336.9

Source of Funds Summary						
General Fund	-	500.0	606.0	612.2	618.7	2,336.9
Total	-	500.0	606.0	612.2	618.7	2,336.9

Police

Five-Year Capital Improvement Program

(\$000)

Project Name / Fund	Prior Year(s)	Proposed Fiscal Year 2011			Projected Requirements				Five Year Total	Future Years	Total Project
		Carry Forward	New Funding	Year 1 Total	Year 2 FY 2012	Year 3 FY 2013	Year 4 FY 2014	Year 5 FY 2015			
Computer Dispatch and Records Management System											
Capital Improvement Fund	-	-	2,000.0	2,000.0	-	-	-	-	2,000.0	-	2,000.0
Economic Stimulus Fund	-	-	-	-	1,150.7	-	-	-	1,150.7	-	1,150.7
	-	-	2,000.0	2,000.0	1,150.7	-	-	-	3,150.7	-	3,150.7
Crime Lab											
Capital Improvement Fund	5,450.0	9,800.0	24,501.5	34,301.5	-	-	-	-	34,301.5	-	39,751.5
	5,450.0	9,800.0	24,501.5	34,301.5	-	-	-	-	34,301.5	-	39,751.5
Department Total	5,450.0	9,800.0	26,501.5	36,301.5	1,150.7	-	-	-	37,452.2	-	42,902.2
Source of Funds Summary											
Capital Improvement Fund	5,450.0	9,800.0	26,501.5	36,301.5	-	-	-	-	36,301.5	-	41,751.5
Economic Stimulus Fund	-	-	-	-	1,150.7	-	-	-	1,150.7	-	1,150.7
Department Total	5,450.0	9,800.0	26,501.5	36,301.5	1,150.7	-	-	-	37,452.2	-	42,902.2

Police

(\$000)

Computer Dispatch and Records Management System										Project ID: P018		
Description: Purchase and install a new computer-aided dispatch (CAD) system and records management system (RMS) to enable reliable and controlled dispatching, and interfacing with external public safety investigative and forensic systems. This new system includes CAD enhancements such as electronic deployment suggestions, automated vehicle locator and electronic mapping. Funding includes network equipment, data storage arrays and redundant servers.										Start Date: 7/10		
										End Date: 12/11		
										Location: Citywide		
Justification: The existing system is 19 years old and is functionally obsolete. Additionally, the program language used is no longer taught making it extremely difficult to find support staff trained in maintaining this system and software code. The new system will greatly reduce the manual processes needed to dispatch public safety resources to calls for service.												
		Proposed Fiscal Year 2011			Projected Requirements				Five Year Total	Future Years	Total Project	
Source of Funds:	Prior Year(s)	Carry Forward	New Funding	Year 1 Total	Year 2 FY 2012	Year 3 FY 2013	Year 4 FY 2014	Year 5 FY 2015				
Capital Improvement Fund	-	-	2,000.0	2,000.0	-	-	-	-	2,000.0	-	2,000.0	
Economic Stimulus Fund	-	-	-	-	1,150.7	-	-	-	1,150.7	-	1,150.7	
Total	-	-	2,000.0	2,000.0	1,150.7	-	-	-	3,150.7	-	3,150.7	

Crime Lab										Project ID: P012		
Description: Construction is underway for a new crime lab adjacent to the Westside Police Service Center. The estimated completion is Spring 2011.										Start Date: 1/07		
										End Date: 4/11		
										Location: Ward 3		
Justification: The existing Crime Lab is too small and inadequate for operations currently being conducted at the lab. The existing lab space is approximately half of the National Forensics Science Technology Center's recommendation. The center indicates that anything less than half of its recommendation is detrimental to effective analysis and significantly increases the risk of compromise.												
		Proposed Fiscal Year 2011			Projected Requirements				Five Year Total	Future Years	Total Project	
Source of Funds:	Prior Year(s)	Carry Forward	New Funding	Year 1 Total	Year 2 FY 2012	Year 3 FY 2013	Year 4 FY 2014	Year 5 FY 2015				
Capital Improvement Fund	5,450.0	9,800.0	24,501.5	34,301.5	-	-	-	-	34,301.5	-	39,751.5	
Total	5,450.0	9,800.0	24,501.5	34,301.5	-	-	-	-	34,301.5	-	39,751.5	

Transportation



Capital Improvement Program Department Statement

FY 2011 through FY 2015

Department: Transportation

Five-Year Total: \$ 696,186,300

Transportation's Capital Improvement Program (CIP) of \$696.2 million funds improvements for a multi-modal transportation system and infrastructure designed to attract industry and protect neighborhoods. The program is divided into five areas: Drainage, Public Transit, Street Lighting, Streets, and Traffic Signals.

Drainage. The Drainage Program of \$14.9 million primarily includes drainage improvements for the Alamo Wash and the Cushing Street Bridge. Projects are funded with the city's general obligation bonds and regional funds allocated and distributed through the Pima Association of Governments.

Public Transit. The Public Transit Program of \$250 million replaces and upgrades Sun Tran and Sun Van fleet vehicles and constructs facilities to support transit operations, including Park-and-Ride facilities and ADA (Americans with Disabilities Act) access improvements. This five-year CIP includes \$96.1 million in Regional Transportation Authority (RTA) funding. Economic stimulus grants of \$79 million are included for the bus storage and maintenance facility and for the modern streetcar. The balance of the Public Transit program is funded with Federal Transit Administration grants, which have local matches provided by the General Fund and RTA funds.

Street Lighting. The Street Lighting Program of \$1.9 million constructs street lighting in various neighborhoods throughout the city. Projects are funded from Pima County bonds, the city's general obligation bonds, and RTA allocations.

Streets. The Streets Program of \$421.3 million will upgrade the arterial, collector, and residential transportation network, including streets, sidewalks, and bikeways, with the primary goal of maintaining an arterial street system that permits a safe and an unimpeded flow of traffic. The program is funded primarily from RTA funds; federal grants, including economic stimulus funds; impact fees; Pima County bonds; and city and regional HURF (Highway User Revenue Fund) revenues allocated by the Pima Association of Governments.

Traffic Signals. The Traffic Signals Program of \$8.1 million constructs traffic signals, signal systems at schools, and pedestrian crossing improvements; upgrades the computerized traffic control system; and continues support for the state's Freeway Management System, deployment of Intelligent Transportation System, and the Regional Transportation Data Network. Projects are primarily funded with federal grants and RTA funds.

The impact of this five-year CIP on future operating budgets (O&M) is estimated to be \$50,000 in Fiscal Year 2011, increasing to \$21.6 million in Fiscal Year 2015. The significant increase in the operating impacts in the outer years of the CIP is due to expansion buses and the modern streetcar system. It is anticipated that these increases in operating expenses will be funded by the Regional Transportation Authority. The balance of the O&M is for roadway and communications projects that will be funded with state-shared HURF revenues.

Impact Fee Projects Plan

New and Deleted Projects Adopted in the FY 2011-2015 CIP (\$000)

The impact fee ordinance requires that the Impact Fee Projects Plan (IFPP) be included in the city's capital improvement program (CIP) and be reviewed annually. The projects currently in the IFPP were established by public hearing in March 2007.

The following table lists projects in this proposed CIP for deletion or addition to the IFPP. The approval for these revisions to the IFPP will be part of the FY 2011 budget adoption public hearing. However, programming and spending against the allocations is contingent upon the availability of impact fee revenue.

	<u>Project Allocation</u>	
Project allocations to be added		Year to be programmed*
Central District - Broadway: Euclid to Country Club	\$ 3,000.0	FY 2015
Added Allocations Total	<u>\$ 3,000.0</u>	

*As noted above, programming and spending is dependent upon the availability of impact fee revenue.

Transportation: CIP Impact on the Operating Budget

When the following projects in this CIP are completed, they will require funding for annual operations. The estimated impact of these projects on the operating budget over the next five years is shown in the table below.

(\$000)

Project Name	Year 1 FY 2011	Year 2 FY 2012	Year 3 FY 2013	Year 4 FY 2014	Year 5 FY 2015	Five Year Total
Cambio Grande Street Revitalization	-	1.0	1.0	1.0	1.0	4.0
Campbell Avenue Revitalization	-	-	1.0	1.0	1.0	3.0
Communication System Improvements	50.0	60.0	60.0	60.0	60.0	290.0
Expansion Buses - Future	-	-	12,349.7	13,098.8	14,000.0	39,448.5
Expansion Vans - Future	-	-	3,704.9	3,929.6	4,000.0	11,634.5
Ft. Lowell & Campbell Intersection Improvements	-	5.0	5.0	5.0	5.0	20.0
Houghton Road: I-10 to Valencia	-	-	-	108.0	108.0	216.0
Houghton Road: Old Spanish Trail to Tanque Verde	-	66.0	66.0	66.0	66.0	264.0
Houghton Road: Old Spanish Trail to Valencia	-	-	-	126.0	126.0	252.0
Modern Streetcar System	-	2,700.0	2,800.0	2,900.0	2,900.0	11,300.0
Park-and-Ride Lot: Houghton	-	30.0	30.0	30.0	30.0	120.0
Park-and-Ride Lot: Rita Ranch	-	24.0	24.0	24.0	24.0	96.0
Regional Transportation Data Network	-	-	100.0	100.0	100.0	300.0
Speedway: Camino Seco to Houghton	-	-	96.0	96.0	96.0	288.0
Starr Pass and Mission Intersection Improvements	-	12.0	12.0	12.0	12.0	48.0
Stone Ave: Drachman and Speedway Improvements	-	-	-	24.0	24.0	48.0
Tyndall Avenue Enhancements	-	12.0	12.0	12.0	12.0	48.0
Total	50.0	2,910.0	19,261.6	20,593.4	21,565.0	64,380.0

Source of Funds Summary						
Highway User Revenue Fund	50.0	156.0	353.0	611.0	611.0	1,781.0
Mass Transit Fund: RTA Contribution	-	-	16,054.6	17,028.4	18,000.0	51,083.0
Regional Transportation Authority Fund	-	2,754.0	2,854.0	2,954.0	2,954.0	11,516.0
Total	50.0	2,910.0	19,261.6	20,593.4	21,565.0	64,380.0

Pima County Bond Program Street Projects Located Within the City of Tucson

The projects listed below are Pima County 1997 Highway User Revenue Bond street projects that are totally or partially located within the city limits.

The implementation of projects within the city has been stalled for a variety of reasons, including but not limited to, the need for additional funding. In May 2004, the Pima County Board of Supervisors and the City of Tucson Mayor and Council approved a Memorandum of Understanding to expend the authorized 1997 Pima County Highway User Revenue Bonds to maximize benefits for the residents of the city and county.

Pima County Project Number	Project Name	Pima County Bond Funds (\$000)
Project Eliminated by Board of Supervisors		
DOT-41	22nd Street: Interstate 10 to Park Avenue (originally a \$10 million project)	-0-
Projects Completed (without city financial assistance)		
DOT-43	12th Avenue: Veterans to Los Reales (The city paid for the improvements to 12th Avenue from Drexel to Valencia at a cost of \$4.9 million.)	\$ 9,000.0
DOT-05	Alvernon Way: Ft. Lowell to River Road (Intergovernmental Agreement approved December 2004.)	12,000.0
DOT-12	Country Club Road: 36th Street to Milber	7,000.0
DOT-49	Valencia Road: Mission to Interstate 19	6,000.0
Projects Completed (with city financial assistance)		
DOT-55	Golf Links Road: Bonanza to Houghton	2,500.0
DOT-39	Valencia Road: Interstate 19 to South 12th Avenue	900.0
Projects Moving Forward (assumed not to need city financial assistance)		
DOT-11	Drexel Road: Tucson Boulevard to Alvernon	6,500.0
Under the Memorandum of Understanding		
Projects to be Administered by City of Tucson		
DOT-56	Broadway Boulevard: Euclid to Campbell* (Intergovernmental Agreement approved December 2004.)	25,000.0
DOT-58	22nd Street: I-10 to Tucson Boulevard** (Intergovernmental agreement approved December 2004.)	10,000.0
Projects to be Administered by Pima County		
Other Projects (Pima County will make every reasonable effort to fund from its 1997 bond program)		
DOT-29	Houghton Road: Golf Links to I-10	20,000.0
TOTAL		\$ 98,900.0

* Under the terms of the Memorandum of Understanding, the City of Tucson is to make every reasonable effort to provide \$25 million in improvements to Broadway Boulevard: Campbell to Country Club.

** Previously known as the Kino Parkway Overpass at 22nd Street.

Transportation

Five-Year Capital Improvement Program

(\$000)

Program Area	Prior Year(s)	Proposed Fiscal Year 2011			Projected Requirements				Five Year Total	Future Years	Total Project
		Carry Forward	New Funding	Year 1 Total	Year 2 FY 2012	Year 3 FY 2013	Year 4 FY 2014	Year 5 FY 2015			
Transportation - Drainage	1,924.0	1,770.4	10,400.0	12,170.4	2,700.0	-	-	-	14,870.4	-	16,794.4
Transportation - Public Transit	44,741.1	33,263.1	31,063.2	64,326.3	110,471.1	48,500.0	13,272.0	13,425.6	249,995.0	-	294,736.1
Transportation - Street Lighting	369.1	409.7	735.6	1,145.3	803.7	-	-	-	1,949.0	-	2,318.1
Transportation - Streets	55,602.8	16,796.0	71,115.9	87,911.9	119,094.0	77,763.9	59,293.8	77,255.4	421,319.0	284,582.7	761,504.4
Transportation - Traffic Signals	1,900.3	2,940.7	2,141.0	5,081.7	2,352.0	619.2	-	-	8,052.9	-	9,953.2
Department Total	104,537.3	55,179.9	115,455.7	170,635.6	235,420.8	126,883.1	72,565.8	90,681.0	696,186.3	284,582.7	1,085,306.3

Source of Funds Summary											
1994 Street and Highway Revenue Bond Funds	569.8	-	-	-	-	-	-	-	-	-	569.8
2000 General Obligation Bond Funds	2,017.7	2,040.9	-	2,040.9	-	-	-	-	2,040.9	-	4,058.6
2000 General Obligation Bond Funds: Interest	275.4	139.2	-	139.2	-	-	-	-	139.2	-	414.6
2000 Street and Highway Revenue Bond Funds	112.2	-	-	-	-	-	-	-	-	-	112.2
Capital Agreement Fund: PAG	3,150.5	50.0	3,080.3	3,130.3	4,100.0	2,725.0	2,500.0	9,420.2	21,875.5	-	25,026.0
Capital Agreement Fund: Pima County Bonds	305.6	647.0	3,109.4	3,756.4	12,953.7	13,000.0	7,658.8	1,341.2	38,710.1	25,900.0	64,915.7
Economic Stimulus Fund	5,000.0	1,000.0	10,900.1	11,900.1	-	-	-	-	11,900.1	-	16,900.1
Federal Highway Administration Grants	965.0	4,051.1	12,360.4	16,411.5	8,990.0	5,017.2	7,465.0	11,750.0	49,633.7	17,774.3	68,373.0
General Fund	237.4	-	-	-	-	-	-	-	-	-	237.4
General Fund: Certificates of Participation	532.9	-	-	-	-	-	-	-	-	-	532.9
General Fund: Restricted Revenues	64.2	-	300.0	300.0	-	-	-	-	300.0	-	364.2
Highway User Revenue Fund	295.6	24.0	846.2	870.2	164.0	12.0	-	-	1,046.2	-	1,341.8
Highway User Revenue Fund: Contributions	-	-	200.0	200.0	200.0	200.0	200.0	-	800.0	-	800.0
Highway User Revenue Fund: In-Lieu Fees	564.5	-	1,650.0	1,650.0	1,849.0	349.0	349.0	-	4,197.0	-	4,761.5
Mass Transit Fund: Federal Grants	2,139.4	7,146.5	28,912.3	36,058.8	61,298.5	28,514.7	11,755.9	11,883.3	149,511.2	-	151,650.6
Mass Transit Fund: General Fund Subsidy	910.5	145.1	406.5	551.6	999.7	950.5	950.5	950.5	4,402.8	-	5,313.3
Regional Transportation Authority Fund	86,249.5	38,532.7	49,340.5	87,873.2	140,265.9	73,614.7	41,686.6	52,335.8	395,776.2	234,908.4	716,934.1
Road & Park Impact Fee Fund: Central District	-	-	-	-	3,000.0	-	-	-	3,000.0	-	3,000.0
Road & Park Impact Fee Fund: Central Pending	-	-	-	-	-	-	-	3,000.0	3,000.0	6,000.0	9,000.0
Road & Park Impact Fee Fund: East District	571.7	1,403.4	3,000.0	4,403.4	1,524.8	2,500.0	-	-	8,428.2	-	8,999.9
Road & Park Impact Fee Fund: Southeast District	500.6	-	-	-	-	-	-	-	-	-	500.6
Road & Park Impact Fee Fund: West District	74.8	-	1,350.0	1,350.0	75.2	-	-	-	1,425.2	-	1,500.0
Department Total	104,537.3	55,179.9	115,455.7	170,635.6	235,420.8	126,883.1	72,565.8	90,681.0	696,186.3	284,582.7	1,085,306.3

Transportation - Drainage

Five-Year Capital Improvement Program

(\$000)

Project Name / Fund	Prior Year(s)	Proposed Fiscal Year 2011			Projected Requirements				Five Year Total	Future Years	Total Project
		Carry Forward	New Funding	Year 1 Total	Year 2 FY 2012	Year 3 FY 2013	Year 4 FY 2014	Year 5 FY 2015			
Alamo Wash Drainage Improvements											
2000 General Obligation Bond Funds	1,599.8	1,200.0	-	1,200.0	-	-	-	-	1,200.0	-	2,799.8
	<u>1,599.8</u>	<u>1,200.0</u>	<u>-</u>	<u>1,200.0</u>	<u>-</u>	<u>-</u>	<u>-</u>	<u>-</u>	<u>1,200.0</u>	<u>-</u>	<u>2,799.8</u>
Cushing Street Bridge and Drainage Improvements											
2000 General Obligation Bond Funds	-	431.2	-	431.2	-	-	-	-	431.2	-	431.2
Capital Agreement Fund: PAG	-	-	1,600.0	1,600.0	1,600.0	-	-	-	3,200.0	-	3,200.0
Federal Highway Administration Grants	-	-	8,700.0	8,700.0	1,000.0	-	-	-	9,700.0	-	9,700.0
Highway User Revenue Fund	-	-	100.0	100.0	100.0	-	-	-	200.0	-	200.0
	<u>-</u>	<u>431.2</u>	<u>10,400.0</u>	<u>10,831.2</u>	<u>2,700.0</u>	<u>-</u>	<u>-</u>	<u>-</u>	<u>13,531.2</u>	<u>-</u>	<u>13,531.2</u>
Miscellaneous Drainage Improvements											
2000 General Obligation Bond Funds	48.7	-	-	-	-	-	-	-	-	-	48.7
2000 General Obligation Bond Funds: Interest	275.4	139.2	-	139.2	-	-	-	-	139.2	-	414.6
	<u>324.1</u>	<u>139.2</u>	<u>-</u>	<u>139.2</u>	<u>-</u>	<u>-</u>	<u>-</u>	<u>-</u>	<u>139.2</u>	<u>-</u>	<u>463.3</u>
Program Area Total	1,924.0	1,770.4	10,400.0	12,170.4	2,700.0	-	-	-	14,870.4	-	16,794.4
Source of Funds Summary											
2000 General Obligation Bond Funds	1,648.6	1,631.2	-	1,631.2	-	-	-	-	1,631.2	-	3,279.8
2000 General Obligation Bond Funds: Interest	275.4	139.2	-	139.2	-	-	-	-	139.2	-	414.6
Capital Agreement Fund: PAG	-	-	1,600.0	1,600.0	1,600.0	-	-	-	3,200.0	-	3,200.0
Federal Highway Administration Grants	-	-	8,700.0	8,700.0	1,000.0	-	-	-	9,700.0	-	9,700.0
Highway User Revenue Fund	-	-	100.0	100.0	100.0	-	-	-	200.0	-	200.0
Program Area Total	1,924.0	1,770.4	10,400.0	12,170.4	2,700.0	-	-	-	14,870.4	-	16,794.4

Transportation - Drainage

(\$000)

<p>Alamo Wash Drainage Improvements</p> <p>Description: Complete drainage improvements within neighborhoods along the Alamo Wash.</p> <p>Justification: These improvements will address safety and access needs, which were identified as high priorities in the Tucson Stormwater Management Study.</p>	<p>Project ID: S080</p> <p>Start Date: 7/03</p> <p>End Date: 6/11</p> <p>Location: Wards 2 and 6</p>
---	--

Source of Funds:	Prior Year(s)	Proposed Fiscal Year 2011			Projected Requirements				Five Year Total	Future Years	Total Project
		Carry Forward	New Funding	Year 1 Total	Year 2 FY 2012	Year 3 FY 2013	Year 4 FY 2014	Year 5 FY 2015			
2000 General Obligation Bond Funds	1,599.8	1,200.0	-	1,200.0	-	-	-	-	1,200.0	-	2,799.8
Total	1,599.8	1,200.0	-	1,200.0	-	-	-	-	1,200.0	-	2,799.8

<p>Cushing Street Bridge and Drainage Improvements</p> <p>Description: Design and construct a bridge along the Cushing Street alignment and over the Santa Cruz River. The bridge will serve vehicular and alternate modes of travel, including the modern streetcar line.</p> <p>Justification: This project is needed to connect the westside of Rio Nuevo with downtown.</p>	<p>Project ID: S083</p> <p>Start Date: 7/08</p> <p>End Date: 6/12</p> <p>Location: Ward 1</p>
--	---

Source of Funds:	Prior Year(s)	Proposed Fiscal Year 2011			Projected Requirements				Five Year Total	Future Years	Total Project
		Carry Forward	New Funding	Year 1 Total	Year 2 FY 2012	Year 3 FY 2013	Year 4 FY 2014	Year 5 FY 2015			
2000 General Obligation Bond Funds	0.0	431.2	-	431.2	-	-	-	-	431.2	-	431.2
Capital Agreement Fund: PAG	-	-	1,600.0	1,600.0	1,600.0	-	-	-	3,200.0	-	3,200.0
Federal Highway Administration Grants	-	-	8,700.0	8,700.0	1,000.0	-	-	-	9,700.0	-	9,700.0
Highway User Revenue Fund	-	-	100.0	100.0	100.0	-	-	-	200.0	-	200.0
Total	0.0	431.2	10,400.0	10,831.2	2,700.0	-	-	-	13,531.2	-	13,531.2

Transportation - Drainage

(\$000)

<p>Miscellaneous Drainage Improvements</p> <p>Description: Design and construct miscellaneous drainage improvements.</p> <p>Justification: These improvements will address drainage needs of downtown development.</p>	<p>Project ID: S008</p> <p>Start Date: 7/09</p> <p>End Date: 6/11</p> <p>Location: Citywide</p>
---	---

Source of Funds:	Prior Year(s)	Proposed Fiscal Year 2011			Projected Requirements				Five Year Total	Future Years	Total Project
		Carry Forward	New Funding	Year 1 Total	Year 2 FY 2012	Year 3 FY 2013	Year 4 FY 2014	Year 5 FY 2015			
2000 General Obligation Bond Funds	48.7	-	-	-	-	-	-	-	-	-	48.7
2000 General Obligation Bond Funds: Interest	275.4	139.2	-	139.2	-	-	-	-	139.2	-	414.6
Total	324.1	139.2	-	139.2	-	-	-	-	139.2	-	463.3

Transportation - Public Transit

Five-Year Capital Improvement Program

(\$000)

Project Name / Fund	Prior Year(s)	Proposed Fiscal Year 2011			Projected Requirements				Five Year Total	Future Years	Total Project
		Carry Forward	New Funding	Year 1 Total	Year 2 FY 2012	Year 3 FY 2013	Year 4 FY 2014	Year 5 FY 2015			
ADA Transit Enhancements											
Mass Transit Fund: Federal Grants	-	237.0	-	237.0	96.0	96.0	96.0	96.0	621.0	-	621.0
Mass Transit Fund: General Fund Subsidy	-	-	-	-	24.0	24.0	24.0	24.0	96.0	-	96.0
Regional Transportation Authority Fund	-	59.2	-	59.2	-	-	-	-	59.2	-	59.2
	-	296.2	-	296.2	120.0	120.0	120.0	120.0	776.2	-	776.2
Bus Storage and Maintenance Facility, Phase II											
Mass Transit Fund: Federal Grants	12,400.9	-	-	-	-	-	-	-	-	-	12,400.9
Regional Transportation Authority Fund	19,963.3	3,335.7	-	3,335.7	-	-	-	-	3,335.7	-	23,299.0
	32,364.2	3,335.7	-	3,335.7	-	-	-	-	3,335.7	-	35,699.9
Bus Storage and Maintenance Facility, Phase III											
Mass Transit Fund: Federal Grants	-	-	10,000.0	10,000.0	6,022.4	-	-	-	16,022.4	-	16,022.4
	-	-	10,000.0	10,000.0	6,022.4	-	-	-	16,022.4	-	16,022.4
Expansion Buses for Sun Tran											
Mass Transit Fund: Federal Grants	-	-	-	-	5,315.5	2,041.8	-	-	7,357.3	-	7,357.3
Regional Transportation Authority Fund	-	-	-	-	11,569.5	3,698.2	-	-	15,267.7	-	15,267.7
	-	-	-	-	16,885.0	5,740.0	-	-	22,625.0	-	22,625.0
Expansion Vans for Sun Van											
Mass Transit Fund: Federal Grants	-	-	-	-	157.7	162.7	167.7	295.1	783.2	-	783.2
Regional Transportation Authority Fund	-	-	-	-	32.3	33.3	34.3	60.5	160.4	-	160.4
	-	-	-	-	190.0	196.0	202.0	355.6	943.6	-	943.6
Greyhound Transit Center											
General Fund	237.4	-	-	-	-	-	-	-	-	-	237.4
Mass Transit Fund: Federal Grants	1,723.8	2,210.8	-	2,210.8	-	-	-	-	2,210.8	-	3,934.6
	1,961.2	2,210.8	-	2,210.8	-	-	-	-	2,210.8	-	4,172.0

Transportation - Public Transit

Five-Year Capital Improvement Program

(\$000)

Project Name / Fund	Prior Year(s)	Proposed Fiscal Year 2011			Projected Requirements				Five Year Total	Future Years	Total Project
		Carry Forward	New Funding	Year 1 Total	Year 2 FY 2012	Year 3 FY 2013	Year 4 FY 2014	Year 5 FY 2015			
Modern Streetcar System											
Mass Transit Fund: Federal Grants	1,506.4	1,480.0	16,348.4	17,828.4	35,880.0	14,722.0	-	-	68,430.4	-	69,936.8
Mass Transit Fund: General Fund Subsidy	899.6	-	-	-	-	-	-	-	-	-	899.6
Regional Transportation Authority Fund	19,863.0	12,718.4	1,000.0	13,718.4	35,880.0	14,772.0	-	-	64,370.4	-	84,233.4
	22,269.0	14,198.4	17,348.4	31,546.8	71,760.0	29,494.0	-	-	132,800.8	-	155,069.8
Park-and-Ride Lot: Houghton											
Regional Transportation Authority Fund	1,790.6	1,659.4	-	1,659.4	-	-	-	-	1,659.4	-	3,450.0
	1,790.6	1,659.4	-	1,659.4	-	-	-	-	1,659.4	-	3,450.0
Park-and-Ride Lot: Rita Ranch											
Regional Transportation Authority Fund	190.1	1,759.7	-	1,759.7	-	-	-	-	1,759.7	-	1,949.8
	190.1	1,759.7	-	1,759.7	-	-	-	-	1,759.7	-	1,949.8
Regional Seamless Fare System											
Regional Transportation Authority Fund	600.0	4,531.8	50.3	4,582.1	-	-	-	-	4,582.1	-	5,182.1
	600.0	4,531.8	50.3	4,582.1	-	-	-	-	4,582.1	-	5,182.1
Regional Transit Rebranding											
Regional Transportation Authority Fund	345.7	1,876.6	677.7	2,554.3	-	-	-	-	2,554.3	-	2,900.0
	345.7	1,876.6	677.7	2,554.3	-	-	-	-	2,554.3	-	2,900.0
Replacement Buses for Sun Tran											
Mass Transit Fund: Federal Grants	-	276.1	147.5	423.6	12,437.5	9,562.5	9,562.5	9,562.5	41,548.6	-	41,548.6
Mass Transit Fund: General Fund Subsidy	-	-	-	-	691.1	531.2	531.2	531.2	2,284.7	-	2,284.7
Regional Transportation Authority Fund	-	30.7	16.4	47.1	691.1	531.3	531.3	531.3	2,332.1	-	2,332.1
	-	306.8	163.9	470.7	13,819.7	10,625.0	10,625.0	10,625.0	46,165.4	-	46,165.4
Replacement Vans for Sun Van											
Mass Transit Fund: Federal Grants	-	400.6	1,837.9	2,238.5	1,389.4	1,929.7	1,929.7	1,929.7	9,417.0	-	9,417.0
Mass Transit Fund: General Fund Subsidy	-	82.1	376.5	458.6	284.6	395.3	395.3	395.3	1,929.1	-	1,929.1
	-	482.7	2,214.4	2,697.1	1,674.0	2,325.0	2,325.0	2,325.0	11,346.1	-	11,346.1

Transportation - Public Transit

Five-Year Capital Improvement Program

(\$000)

Project Name / Fund	Prior Year(s)	Proposed Fiscal Year 2011			Projected Requirements				Five Year Total	Future Years	Total Project
		Carry Forward	New Funding	Year 1 Total	Year 2 FY 2012	Year 3 FY 2013	Year 4 FY 2014	Year 5 FY 2015			
Ronstadt Transit Center											
Mass Transit Fund: Federal Grants	167.1	2,290.0	455.5	2,745.5	-	-	-	-	2,745.5	-	2,912.6
	<u>167.1</u>	<u>2,290.0</u>	<u>455.5</u>	<u>2,745.5</u>	<u>-</u>	<u>-</u>	<u>-</u>	<u>-</u>	<u>2,745.5</u>	<u>-</u>	<u>2,912.6</u>
Transit Centers Improvements											
Mass Transit Fund: Federal Grants	40.7	252.0	123.0	375.0	-	-	-	-	375.0	-	415.7
Mass Transit Fund: General Fund Subsidy	10.9	63.0	30.0	93.0	-	-	-	-	93.0	-	103.9
	<u>51.6</u>	<u>315.0</u>	<u>153.0</u>	<u>468.0</u>	<u>-</u>	<u>-</u>	<u>-</u>	<u>-</u>	<u>468.0</u>	<u>-</u>	<u>519.6</u>
Program Area Total	59,739.5	33,263.1	31,063.2	64,326.3	110,471.1	48,500.0	13,272.0	13,425.6	249,995.0	-	309,734.5
Source of Funds Summary											
General Fund	237.4	-	-	-	-	-	-	-	-	-	237.4
Mass Transit Fund: Federal Grants	15,838.8	7,146.5	28,912.3	36,058.8	61,298.5	28,514.7	11,755.9	11,883.3	149,511.2	-	165,350.0
Mass Transit Fund: General Fund Subsidy	910.5	145.1	406.5	551.6	999.7	950.5	950.5	950.5	4,402.8	-	5,313.3
Regional Transportation Authority Fund	42,752.8	25,971.5	1,744.4	27,715.9	48,172.9	19,034.8	565.6	591.8	96,081.0	-	138,833.8
Program Area Total	59,739.5	33,263.1	31,063.2	64,326.3	110,471.1	48,500.0	13,272.0	13,425.6	249,995.0	-	309,734.5

Transportation - Public Transit

(\$000)

ADA Transit Enhancements Description: Design and construct Americans with Disabilities Act (ADA) pedestrian access improvements. Justification: The Federal Transit Administration mandates that the city construct transit infrastructure improvements, which are projects that enhance service or are functionally related to existing transit facilities.										Project ID: M013C Start Date: Annual End Date: Annual Location: Citywide		
---	--	--	--	--	--	--	--	--	--	---	--	--

Source of Funds:	Prior Year(s)	Proposed Fiscal Year 2011			Projected Requirements				Five Year Total	Future Years	Total Project
		Carry Forward	New Funding	Year 1 Total	Year 2 FY 2012	Year 3 FY 2013	Year 4 FY 2014	Year 5 FY 2015			
Mass Transit Fund: Federal Grants	-	237.0	-	237.0	96.0	96.0	96.0	96.0	621.0	-	621.0
Mass Transit Fund: General Fund Subsidy	-	-	-	-	24.0	24.0	24.0	24.0	96.0	-	96.0
Regional Transportation Authority Fund	-	59.2	-	59.2	-	-	-	-	59.2	-	59.2
Total	-	296.2	-	296.2	120.0	120.0	120.0	120.0	776.2	-	776.2

Bus Storage and Maintenance Facility, Phase II Description: Design and construct a bus storage and maintenance facility for 150 buses that includes an operations building, a maintenance building, fare retrieval, and fuel, wash, and bus canopies. [Some of the \$4 million in general obligations bonds spent during Phase I were used as the local match for federal grants used in Phase II.] Justification: The current facility at Park and Ajo was built in 1976 and is operating beyond its designed capacity. This facility will be required to support new services required in the Regional Transportation Authority (RTA) Transit plan. This project was approved by Mayor and Council on January 17, 2007 for RTA funding.										Project ID: M017C Start Date: 7/96 End Date: 6/11 Location: Ward 3		
---	--	--	--	--	--	--	--	--	--	---	--	--

Source of Funds:	Prior Year(s)	Proposed Fiscal Year 2011			Projected Requirements				Five Year Total	Future Years	Total Project
		Carry Forward	New Funding	Year 1 Total	Year 2 FY 2012	Year 3 FY 2013	Year 4 FY 2014	Year 5 FY 2015			
Mass Transit Fund: Federal Grants	12,400.9	-	-	-	-	-	-	-	-	-	12,400.9
Regional Transportation Authority Fund	19,963.3	3,335.7	-	3,335.7	-	-	-	-	3,335.7	-	23,299.0
Total	32,364.2	3,335.7	-	3,335.7	-	-	-	-	3,335.7	-	35,699.9

Transportation - Public Transit

(\$000)

<p>Bus Storage and Maintenance Facility, Phase III</p> <p>Description: Further expand the capacity of the facility to accommodate another 100 buses.</p> <p>Justification: The original Sun Tran facility is over 30 years old and has inadequate capacity for storage and maintenance functions. Expansion of the facility is necessary to implement the enhanced and new services provided by the Regional Transportation transit plan.</p>	<p>Project ID: M021C</p> <p>Start Date: 7/10</p> <p>End Date: 6/12</p> <p>Location: Ward 3</p>
--	--

Source of Funds:	Prior Year(s)	Proposed Fiscal Year 2011			Projected Requirements				Five Year Total	Future Years	Total Project
		Carry Forward	New Funding	Year 1 Total	Year 2 FY 2012	Year 3 FY 2013	Year 4 FY 2014	Year 5 FY 2015			
Mass Transit Fund: Federal Grants	-	-	10,000.0	10,000.0	6,022.4	-	-	-	16,022.4	-	16,022.4
Total	-	-	10,000.0	10,000.0	6,022.4	-	-	-	16,022.4	-	16,022.4

<p>Expansion Buses for Sun Tran</p> <p>Description: Purchase new buses to expand Sun Tran service.</p> <p>[Funding for these purchases are contingent upon future awards from the Federal Transit Administration.]</p> <p>Justification: The addition of these buses will permit Sun Tran to provide more service hours. Service expansion is part of the Regional Transportation Authority Plan, which was approved by voters in May 2006.</p>	<p>Project ID: M019C</p> <p>Start Date: 7/11</p> <p>End Date: 6/13</p> <p>Location: Citywide</p>
--	--

Source of Funds:	Prior Year(s)	Proposed Fiscal Year 2011			Projected Requirements				Five Year Total	Future Years	Total Project
		Carry Forward	New Funding	Year 1 Total	Year 2 FY 2012	Year 3 FY 2013	Year 4 FY 2014	Year 5 FY 2015			
Mass Transit Fund: Federal Grants	-	-	-	-	5,315.5	2,041.8	-	-	7,357.3	-	7,357.3
Regional Transportation Authority Fund	-	-	-	-	11,569.5	3,698.2	-	-	15,267.7	-	15,267.7
Total	-	-	-	-	16,885.0	5,740.0	-	-	22,625.0	-	22,625.0

Transportation - Public Transit

(\$000)

<p>Expansion Vans for Sun Van</p> <p>Description: Purchase approximately 10 vans to expand Sun Van service.</p> <p>[Funding for these purchases are contingent upon future grant awards from Federal Transit Administration and allocations from the Regional Transportation Authority.]</p> <p>Justification: The addition of these vans will permit Sun Van to provide more service hours and reduce the trip denial rate.</p>	<p>Project ID: M014C</p> <p>Start Date: 7/11</p> <p>End Date: 6/15</p> <p>Location: Citywide</p>
---	--

Source of Funds:	Prior Year(s)	Proposed Fiscal Year 2011			Projected Requirements				Five Year Total	Future Years	Total Project
		Carry Forward	New Funding	Year 1 Total	Year 2 FY 2012	Year 3 FY 2013	Year 4 FY 2014	Year 5 FY 2015			
Mass Transit Fund: Federal Grants	-	-	-	-	157.7	162.7	167.7	295.1	783.2	-	783.2
Regional Transportation Authority Fund	-	-	-	-	32.3	33.3	34.3	60.5	160.4	-	160.4
Total	-	-	-	-	190.0	196.0	202.0	355.6	943.6	-	943.6

<p>Greyhound Transit Center</p> <p>Description: Design and construct an inter-city bus transit center with parking, storage, office, and passenger facilities.</p> <p>Justification: Relocation of the Greyhound Terminal from its current temporary location is needed to accommodate downtown development plans.</p>	<p>Project ID: M528_C</p> <p>Start Date: 7/05</p> <p>End Date: 6/11</p> <p>Location: Ward 6</p>
---	---

Source of Funds:	Prior Year(s)	Proposed Fiscal Year 2011			Projected Requirements				Five Year Total	Future Years	Total Project
		Carry Forward	New Funding	Year 1 Total	Year 2 FY 2012	Year 3 FY 2013	Year 4 FY 2014	Year 5 FY 2015			
General Fund	237.4	-	-	-	-	-	-	-	-	-	237.4
Mass Transit Fund: Federal Grants	1,723.8	2,210.8	-	2,210.8	-	-	-	-	2,210.8	-	3,934.6
Total	1,961.2	2,210.8	-	2,210.8	-	-	-	-	2,210.8	-	4,172.0

Transportation - Public Transit

(\$000)

Modern Streetcar System										Project ID: M020C	
Description: Design and construct a four-mile, modern, high-capacity streetcar system to connect the University of Arizona (UA) campus and the downtown redevelopment area.										Start Date: 7/06 End Date: 6/13	
Justification: This project was included in the Regional Transportation Authority Plan approved by the voters in 2006 and approved by the Mayor and Council in April 2007. This project will support the redevelopment of downtown and promote plans to expand UA housing downtown.										Location: Wards 1, 3, and 6	
Source of Funds:	Prior Year(s)	Proposed Fiscal Year 2011			Projected Requirements				Five Year Total	Future Years	Total Project
		Carry Forward	New Funding	Year 1 Total	Year 2 FY 2012	Year 3 FY 2013	Year 4 FY 2014	Year 5 FY 2015			
Mass Transit Fund: Federal Grants	1,506.4	1,480.0	16,348.4	17,828.4	35,880.0	14,722.0	-	-	68,430.4	-	69,936.8
Mass Transit Fund: General Fund Subsidy	899.6	-	-	-	-	-	-	-	-	-	899.6
Regional Transportation Authority Fund	19,863.0	12,718.4	1,000.0	13,718.4	35,880.0	14,772.0	-	-	64,370.4	-	84,233.4
Total	22,269.0	14,198.4	17,348.4	31,546.8	71,760.0	29,494.0	-	-	132,800.8	-	155,069.8

Park-and-Ride Lot: Houghton										Project ID: MRC1	
Description: Design and construct a park-and-ride lot located on the eastside of the Houghton Road Corridor in the vicinity of Broadway Boulevard.										Start Date: 7/08 End Date: 6/11	
Justification: The project is included in the Transit Element of the Regional Transportation Plan approved by voters in May 2006 and by the Mayor and Council on October 16, 2007. The park-and-ride lot will promote the use of public transit.										Location: Ward 2	
Source of Funds:	Prior Year(s)	Proposed Fiscal Year 2011			Projected Requirements				Five Year Total	Future Years	Total Project
		Carry Forward	New Funding	Year 1 Total	Year 2 FY 2012	Year 3 FY 2013	Year 4 FY 2014	Year 5 FY 2015			
Regional Transportation Authority Fund	1,790.6	1,659.4	-	1,659.4	-	-	-	-	1,659.4	-	3,450.0
Total	1,790.6	1,659.4	-	1,659.4	-	-	-	-	1,659.4	-	3,450.0

Transportation - Public Transit

(\$000)

Park-and-Ride Lot: Rita Ranch Description: Design and construct a park-and-ride lot located on the southeast-side of the Houghton Road corridor in the vicinity of Old Vail Road.										Project ID: MRC4 Start Date: 7/08 End Date: 6/11 Location: Ward 4	
Justification: This project is included in the Transit Element of the Regional Transportation Plan and approved by Mayor and Council on October 16, 2007. This project will promote the use of the public transit system.											
Source of Funds:	Prior Year(s)	Proposed Fiscal Year 2011			Projected Requirements				Five Year Total	Future Years	Total Project
		Carry Forward	New Funding	Year 1 Total	Year 2 FY 2012	Year 3 FY 2013	Year 4 FY 2014	Year 5 FY 2015			
Regional Transportation Authority Fund	190.1	1,759.7	-	1,759.7	-	-	-	-	1,759.7	-	1,949.8
Total	190.1	1,759.7	-	1,759.7	-	-	-	-	1,759.7	-	1,949.8

Regional Seamless Fare System Description: Plan, design, and implement a regional seamless fare collection system, which will include smart card technology and global positioning system capabilities.										Project ID: MRC9 Start Date: 7/08 End Date: 6/11 Location: Citywide	
Justification: Sun Tran's current fare box and fare collection system is obsolete. The new system will allow transit administrators to collect more data about ridership and allow riders to transfer from one system to another.											
Source of Funds:	Prior Year(s)	Proposed Fiscal Year 2011			Projected Requirements				Five Year Total	Future Years	Total Project
		Carry Forward	New Funding	Year 1 Total	Year 2 FY 2012	Year 3 FY 2013	Year 4 FY 2014	Year 5 FY 2015			
Regional Transportation Authority Fund	600.0	4,531.8	50.3	4,582.1	-	-	-	-	4,582.1	-	5,182.1
Total	600.0	4,531.8	50.3	4,582.1	-	-	-	-	4,582.1	-	5,182.1

Transportation - Public Transit

(\$000)

										Project ID: MRC8	
Regional Transit Rebranding Description: Implement the regional transit rebranding, which will provide a consistent image and reinforce the concept of seamless travel across the region's transit systems. Justification: This project is included in the Transit Element of the Regional Transportation Plan approved by voters in May 2006 and approved by Mayor and Council on June 10, 2008. Its implementation will promote the use of the public transit system.										Start Date: 7/08 End Date: 6/11 Location: Citywide	
Source of Funds:	Prior Year(s)	Proposed Fiscal Year 2011			Projected Requirements				Five Year Total	Future Years	Total Project
		Carry Forward	New Funding	Year 1 Total	Year 2 FY 2012	Year 3 FY 2013	Year 4 FY 2014	Year 5 FY 2015			
Regional Transportation Authority Fund	345.7	1,876.6	677.7	2,554.3	-	-	-	-	2,554.3	-	2,900.0
Total	345.7	1,876.6	677.7	2,554.3	-	-	-	-	2,554.3	-	2,900.0

										Project ID: M007C	
Replacement Buses for Sun Tran Description: Replace buses that have reached the end of their useful life of 12 years or 500,000 miles. [Project funding in Years 2 through 5 is dependent upon future grants from the Federal Transit Administration and the availability of local funds for required grant matches.] Justification: Keeping to a bus replacement schedule reduces maintenance costs and improves schedule efficiency.										Start Date: Annual End Date: Annual Location: Citywide	
Source of Funds:	Prior Year(s)	Proposed Fiscal Year 2011			Projected Requirements				Five Year Total	Future Years	Total Project
		Carry Forward	New Funding	Year 1 Total	Year 2 FY 2012	Year 3 FY 2013	Year 4 FY 2014	Year 5 FY 2015			
Mass Transit Fund: Federal Grants	-	276.1	147.5	423.6	12,437.5	9,562.5	9,562.5	9,562.5	41,548.6	-	41,548.6
Mass Transit Fund: General Fund Subsidy	-	-	-	-	691.1	531.2	531.2	531.2	2,284.7	-	2,284.7
Regional Transportation Authority Fund	-	30.7	16.4	47.1	691.1	531.3	531.3	531.3	2,332.1	-	2,332.1
Total	-	306.8	163.9	470.7	13,819.7	10,625.0	10,625.0	10,625.0	46,165.4	-	46,165.4

Transportation - Public Transit

(\$000)

Replacement Vans for Sun Van Description: Replace vans that have reached the end of their useful life of four years or 100,000 miles. Justification: A regularly scheduled replacement programs saves on maintenance costs and improves schedule efficiency.										Project ID: M012C Start Date: Annual End Date: Annual Location: Citywide			
										Source of Funds:			Proposed Fiscal Year 2011
	Prior Year(s)	Carry Forward	New Funding	Year 1 Total	Year 2 FY 2012	Year 3 FY 2013	Year 4 FY 2014	Year 5 FY 2015					
Mass Transit Fund: Federal Grants	-	400.6	1,837.9	2,238.5	1,389.4	1,929.7	1,929.7	1,929.7	9,417.0	-	9,417.0		
Mass Transit Fund: General Fund Subsidy	-	82.1	376.5	458.6	284.6	395.3	395.3	395.3	1,929.1	-	1,929.1		
Total	-	482.7	2,214.4	2,697.1	1,674.0	2,325.0	2,325.0	2,325.0	11,346.1	-	11,346.1		

Ronstadt Transit Center Description: Design and construct modifications to the Ronstadt Transit Center to improve circulation and create space for a mixed-use facility on the southern edge (Congress Street frontage). This project will also include circulation studies, modifications required for transit movements, and intersection improvements. [The local match requirement for the federal grant is satisfied by the value of the center's land.] Justification: Rio Nuevo plans have suggested that Congress Street would make for a good pedestrian, housing, retail, and restaurant district. This project will allow for those changes and ensure the positive future at the Ronstadt Transit Center for transit vehicles.										Project ID: M611 Start Date: 7/05 End Date: 6/11 Location: Ward 6			
										Source of Funds:			Proposed Fiscal Year 2011
	Prior Year(s)	Carry Forward	New Funding	Year 1 Total	Year 2 FY 2012	Year 3 FY 2013	Year 4 FY 2014	Year 5 FY 2015					
Mass Transit Fund: Federal Grants	167.1	2,290.0	455.5	2,745.5	-	-	-	-	2,745.5	-	2,912.6		
Total	167.1	2,290.0	455.5	2,745.5	-	-	-	-	2,745.5	-	2,912.6		

Transportation - Public Transit

(\$000)

<p>Transit Centers Improvements</p> <p>Description: Design and construct improvements and upgrades to existing Sun Tran transit centers.</p> <p>Justification: This project will enhance the ridership experience of Sun Tran patrons, thereby increasing the use of alternate modes of transportation.</p>	<p>Project ID: M853</p> <p>Start Date: 7/09</p> <p>End Date: 6/11</p> <p>Location: Citywide</p>
--	---

Source of Funds:	Prior Year(s)	Proposed Fiscal Year 2011			Projected Requirements				Five Year Total	Future Years	Total Project
		Carry Forward	New Funding	Year 1 Total	Year 2 FY 2012	Year 3 FY 2013	Year 4 FY 2014	Year 5 FY 2015			
Mass Transit Fund: Federal Grants	40.7	252.0	123.0	375.0	-	-	-	-	375.0	-	415.7
Mass Transit Fund: General Fund Subsidy	10.9	63.0	30.0	93.0	-	-	-	-	93.0	-	103.9
Total	51.6	315.0	153.0	468.0	-	-	-	-	468.0	-	519.6

Transportation - Street Lighting

Five-Year Capital Improvement Program

(\$000)

Project Name / Fund	Prior Year(s)	Proposed Fiscal Year 2011			Projected Requirements				Five Year Total	Future Years	Total Project
		Carry Forward	New Funding	Year 1 Total	Year 2 FY 2012	Year 3 FY 2013	Year 4 FY 2014	Year 5 FY 2015			
Avondale Neighborhood Lighting											
Capital Agreement Fund: Pima County Bonds	-	-	295.6	295.6	-	-	-	-	295.6	-	295.6
	-	-	295.6	295.6	-	-	-	-	295.6	-	295.6
Barrio Centro Neighborhood Lighting											
Capital Agreement Fund: Pima County Bonds	-	-	150.0	150.0	313.7	-	-	-	463.7	-	463.7
	-	-	150.0	150.0	313.7	-	-	-	463.7	-	463.7
Elvira Neighborhood Lighting											
Capital Agreement Fund: Pima County Bonds	-	-	240.0	240.0	240.0	-	-	-	480.0	-	480.0
	-	-	240.0	240.0	240.0	-	-	-	480.0	-	480.0
Ft. Lowell Road: Oracle to Country Club											
2000 General Obligation Bond Funds	369.1	409.7	-	409.7	-	-	-	-	409.7	-	778.8
Regional Transportation Authority Fund	-	-	50.0	50.0	250.0	-	-	-	300.0	-	300.0
	369.1	409.7	50.0	459.7	250.0	-	-	-	709.7	-	1,078.8
Program Area Total	369.1	409.7	735.6	1,145.3	803.7	-	-	-	1,949.0	-	2,318.1
Source of Funds Summary											
2000 General Obligation Bond Funds	369.1	409.7	-	409.7	-	-	-	-	409.7	-	778.8
Capital Agreement Fund: Pima County Bonds	-	-	685.6	685.6	553.7	-	-	-	1,239.3	-	1,239.3
Regional Transportation Authority Fund	-	-	50.0	50.0	250.0	-	-	-	300.0	-	300.0
Program Area Total	369.1	409.7	735.6	1,145.3	803.7	-	-	-	1,949.0	-	2,318.1

Transportation - Street Lighting

(\$000)

<p>Avondale Neighborhood Lighting</p> <p>Description: Design and construct street lighting on various streets throughout the Avondale neighborhood.</p> <p>Justification: The neighborhood association has received a Pima County Neighborhood Reinvestment Grant, and the required Intergovernmental Agreement has been approved by Mayor and Council.</p>	<p>Project ID: S091</p> <p>Start Date: 7/10</p> <p>End Date: 6/11</p> <p>Location: Ward 6</p>
--	---

Source of Funds:	Prior Year(s)	Proposed Fiscal Year 2011			Projected Requirements				Five Year Total	Future Years	Total Project
		Carry Forward	New Funding	Year 1 Total	Year 2 FY 2012	Year 3 FY 2013	Year 4 FY 2014	Year 5 FY 2015			
Capital Agreement Fund: Pima County Bonds	-	-	295.6	295.6	-	-	-	-	295.6	-	295.6
Total	-	-	295.6	295.6	-	-	-	-	295.6	-	295.6

<p>Barrio Centro Neighborhood Lighting</p> <p>Description: Design and construct street lighting on various streets throughout the Barrio Centro neighborhood.</p> <p>Justification: The neighborhood association has received a Pima County Neighborhood Reinvestment Grant, and the required intergovernment agreement has been approved by Mayor and Council.</p>	<p>Project ID: S092</p> <p>Start Date: 7/10</p> <p>End Date: 6/12</p> <p>Location: Ward 5</p>
--	---

Source of Funds:	Prior Year(s)	Proposed Fiscal Year 2011			Projected Requirements				Five Year Total	Future Years	Total Project
		Carry Forward	New Funding	Year 1 Total	Year 2 FY 2012	Year 3 FY 2013	Year 4 FY 2014	Year 5 FY 2015			
Capital Agreement Fund: Pima County Bonds	-	-	150.0	150.0	313.7	-	-	-	463.7	-	463.7
Total	-	-	150.0	150.0	313.7	-	-	-	463.7	-	463.7

Transportation - Street Lighting

(\$000)

<p>Elvira Neighborhood Lighting</p> <p>Description: Design and construct street lighting on various streets throughout the Elvira Neighborhood.</p> <p>Justification: The neighborhood association has received a Pima County Neighborhood Reinvestment Grant; the intergovernmental agreement is pending approval.</p>	<p>Project ID: S090</p> <p>Start Date: 7/10</p> <p>End Date: 6/12</p> <p>Location: Ward 1</p>
--	---

Source of Funds:	Prior Year(s)	Proposed Fiscal Year 2011			Projected Requirements				Five Year Total	Future Years	Total Project
		Carry Forward	New Funding	Year 1 Total	Year 2 FY 2012	Year 3 FY 2013	Year 4 FY 2014	Year 5 FY 2015			
Capital Agreement Fund: Pima County Bonds	-	-	240.0	240.0	240.0	-	-	-	480.0	-	480.0
Total	-	-	240.0	240.0	240.0	-	-	-	480.0	-	480.0

<p>Ft. Lowell Road: Oracle to Country Club</p> <p>Description: Design and construct an arterial street lighting system, including the installation of fiber optic conduit.</p> <p>[Regional Transportation Authority funding is pending approval of the FY 2011 - 2015 Transportation Improvement Program and a subsequent intergovernmental agreement.]</p> <p>Justification: This project is the final arterial segment to be lighted from the 2000 General Obligation Bond authorization.</p>	<p>Project ID: S602</p> <p>Start Date: 7/07</p> <p>End Date: 6/12</p> <p>Location: Ward 3</p>
---	---

Source of Funds:	Prior Year(s)	Proposed Fiscal Year 2011			Projected Requirements				Five Year Total	Future Years	Total Project
		Carry Forward	New Funding	Year 1 Total	Year 2 FY 2012	Year 3 FY 2013	Year 4 FY 2014	Year 5 FY 2015			
2000 General Obligation Bond Funds	369.1	409.7	-	409.7	-	-	-	-	409.7	-	778.8
Regional Transportation Authority Fund	-	-	50.0	50.0	250.0	-	-	-	300.0	-	300.0
Total	369.1	409.7	50.0	459.7	250.0	-	-	-	709.7	-	1,078.8

Transportation - Streets

Five-Year Capital Improvement Program

(\$000)

Project Name / Fund	Prior Year(s)	Proposed Fiscal Year 2011			Projected Requirements				Five Year Total	Future Years	Total Project
		Carry Forward	New Funding	Year 1 Total	Year 2 FY 2012	Year 3 FY 2013	Year 4 FY 2014	Year 5 FY 2015			
22nd Street: I-10 to Tucson Boulevard											
Capital Agreement Fund: Pima County Bonds	-	-	-	-	4,000.0	5,000.0	-	-	9,000.0	-	9,000.0
Highway User Revenue Fund	5.7	-	-	-	-	-	-	-	-	-	5.7
Regional Transportation Authority Fund	6,419.5	500.0	4,000.0	4,500.0	16,500.0	8,132.0	15,000.0	15,000.0	59,132.0	39,400.9	104,952.4
Road & Park Impact Fee Fund: Central District	-	-	-	-	3,000.0	-	-	-	3,000.0	-	3,000.0
	6,425.2	500.0	4,000.0	4,500.0	23,500.0	13,132.0	15,000.0	15,000.0	71,132.0	39,400.9	116,958.1
4th Avenue Bicycle Boulevard											
Regional Transportation Authority Fund	143.0	157.0	-	157.0	-	-	-	-	157.0	-	300.0
	143.0	157.0	-	157.0	-	-	-	-	157.0	-	300.0
6th Street & Highland Intersection Improvements											
Regional Transportation Authority Fund	-	50.0	125.0	175.0	-	-	-	-	175.0	-	175.0
	-	50.0	125.0	175.0	-	-	-	-	175.0	-	175.0
Alvernon and Hughes Access Road Bicycle Lanes											
Regional Transportation Authority Fund	-	-	150.0	150.0	1,100.0	-	-	-	1,250.0	-	1,250.0
	-	-	150.0	150.0	1,100.0	-	-	-	1,250.0	-	1,250.0
Barraza-Aviation Downtown Links, Phase I											
Capital Agreement Fund: PAG	1,609.8	-	-	-	-	-	-	6,920.2	6,920.2	-	8,530.0
Highway User Revenue Fund	1.9	-	-	-	-	-	-	-	-	-	1.9
Regional Transportation Authority Fund	8,566.7	3,141.0	6,030.8	9,171.8	5,000.0	5,000.0	5,000.0	5,000.0	29,171.8	38,395.5	76,134.0
	10,178.4	3,141.0	6,030.8	9,171.8	5,000.0	5,000.0	5,000.0	11,920.2	36,092.0	38,395.5	84,665.9
Barrio San Antonio Improvements											
Capital Agreement Fund: Pima County Bonds	-	-	486.2	486.2	-	-	-	-	486.2	-	486.2
Highway User Revenue Fund	-	-	100.0	100.0	-	-	-	-	100.0	-	100.0
	-	-	586.2	586.2	-	-	-	-	586.2	-	586.2

Transportation - Streets

Five-Year Capital Improvement Program

(\$000)

Project Name / Fund	Prior Year(s)	Proposed Fiscal Year 2011			Projected Requirements				Five Year Total	Future Years	Total Project
		Carry Forward	New Funding	Year 1 Total	Year 2 FY 2012	Year 3 FY 2013	Year 4 FY 2014	Year 5 FY 2015			
Broadway: Euclid to Country Club											
Capital Agreement Fund: Pima County Bonds	-	-	-	-	8,000.0	8,000.0	7,658.8	1,341.2	25,000.0	-	25,000.0
Highway User Revenue Fund	0.8	-	-	-	-	-	-	-	-	-	0.8
Highway User Revenue Fund: In-Lieu Fees	44.2	-	-	-	-	-	-	-	-	-	44.2
Regional Transportation Authority Fund	969.0	-	3,000.0	3,000.0	9,804.0	9,804.0	9,804.0	8,744.0	41,156.0	-	42,125.0
Road & Park Impact Fee Fund: Central Pending	-	-	-	-	-	-	-	3,000.0	3,000.0	-	3,000.0
	1,014.0	-	3,000.0	3,000.0	17,804.0	17,804.0	17,462.8	13,085.2	69,156.0	-	70,170.0
Bus Pullouts: RTA Packages 1 through 6											
2000 Street and Highway Revenue Bond Funds	109.2	-	-	-	-	-	-	-	-	-	109.2
General Fund: Restricted Revenues	14.0	-	-	-	-	-	-	-	-	-	14.0
Highway User Revenue Fund	39.6	-	-	-	-	-	-	-	-	-	39.6
Regional Transportation Authority Fund	2,049.1	418.6	1,160.9	1,579.5	-	-	-	-	1,579.5	-	3,628.6
	2,212.0	418.6	1,160.9	1,579.5	-	-	-	-	1,579.5	-	3,791.5
Cambio Grande Street Revitalization											
Capital Agreement Fund: Pima County Bonds	0.1	497.0	-	497.0	-	-	-	-	497.0	-	497.1
Federal Highway Administration Grants	-	100.0	395.0	495.0	-	-	-	-	495.0	-	495.0
Highway User Revenue Fund	21.6	-	28.2	28.2	-	-	-	-	28.2	-	49.8
Highway User Revenue Fund: In-Lieu Fees	128.3	-	-	-	-	-	-	-	-	-	128.3
	150.0	597.0	423.2	1,020.2	-	-	-	-	1,020.2	-	1,170.2
Camino Seco: Speedway to Wrightstown											
Federal Highway Administration Grants	-	-	-	-	2,500.0	-	-	-	2,500.0	-	2,500.0
Regional Transportation Authority Fund	0.1	-	-	-	620.0	179.9	-	-	799.9	-	800.0
Road & Park Impact Fee Fund: East District	450.2	1,025.0	-	1,025.0	1,524.8	2,500.0	-	-	5,049.8	-	5,500.0
	450.3	1,025.0	-	1,025.0	4,644.8	2,679.9	-	-	8,349.7	-	8,800.0

Transportation - Streets

Five-Year Capital Improvement Program

(\$000)

Project Name / Fund	Prior Year(s)	Proposed Fiscal Year 2011			Projected Requirements				Five Year Total	Future Years	Total Project
		Carry Forward	New Funding	Year 1 Total	Year 2 FY 2012	Year 3 FY 2013	Year 4 FY 2014	Year 5 FY 2015			
Campbell Avenue Revitalization											
Federal Highway Administration Grants	199.7	-	-	-	608.0	-	-	-	608.0	-	807.7
Highway User Revenue Fund	26.0	-	20.0	20.0	26.0	-	-	-	46.0	-	72.0
Regional Transportation Authority Fund	22.6	-	2.4	2.4	-	-	-	-	2.4	-	25.0
	248.2	-	22.4	22.4	634.0	-	-	-	656.4	-	904.6
Columbus Corridor Pedestrian Path											
Federal Highway Administration Grants	-	-	-	-	190.0	-	-	-	190.0	-	190.0
Highway User Revenue Fund	3.0	-	-	-	-	-	-	-	-	-	3.0
Regional Transportation Authority Fund	13.6	-	-	-	13.0	-	-	-	13.0	-	26.6
	16.6	-	-	-	203.0	-	-	-	203.0	-	219.6
Dunbar Spring Neighborhood Improvements											
Capital Agreement Fund: Pima County Bonds	-	-	472.6	472.6	-	-	-	-	472.6	-	472.6
Highway User Revenue Fund	-	-	50.0	50.0	-	-	-	-	50.0	-	50.0
	-	-	522.6	522.6	-	-	-	-	522.6	-	522.6
El Paso and Southwestern Greenway											
Federal Highway Administration Grants	-	-	-	-	458.0	-	-	-	458.0	-	458.0
Highway User Revenue Fund	0.4	-	-	-	-	-	-	-	-	-	0.4
Regional Transportation Authority Fund	899.4	-	625.0	625.0	625.0	-	-	-	1,250.0	-	2,149.4
	899.8	-	625.0	625.0	1,083.0	-	-	-	1,708.0	-	2,607.8
Five Points Transportation Enhancement											
Capital Agreement Fund: Pima County Bonds	-	-	100.0	100.0	400.0	-	-	-	500.0	-	500.0
Federal Highway Administration Grants	0.3	394.0	99.7	493.7	-	-	-	-	493.7	-	494.0
Highway User Revenue Fund	6.2	-	22.5	22.5	-	-	-	-	22.5	-	28.7
	6.5	394.0	222.2	616.2	400.0	-	-	-	1,016.2	-	1,022.7

Transportation - Streets

Five-Year Capital Improvement Program

(\$000)

Project Name / Fund	Prior Year(s)	Proposed Fiscal Year 2011			Projected Requirements				Five Year Total	Future Years	Total Project
		Carry Forward	New Funding	Year 1 Total	Year 2 FY 2012	Year 3 FY 2013	Year 4 FY 2014	Year 5 FY 2015			
Ft. Lowell & Campbell Intersection Improvements											
Highway User Revenue Fund	27.8	-	-	-	-	-	-	-	-	-	27.8
Regional Transportation Authority Fund	2,026.2	1,123.7	1,847.1	2,970.8	-	-	-	-	2,970.8	-	4,997.0
	2,054.0	1,123.7	1,847.1	2,970.8	-	-	-	-	2,970.8	-	5,024.8
Glenn Street Transportation Enhancement											
Federal Highway Administration Grants	-	-	-	-	500.0	-	-	-	500.0	-	500.0
Regional Transportation Authority Fund	-	-	50.0	50.0	68.5	-	-	-	118.5	-	118.5
	-	-	50.0	50.0	568.5	-	-	-	618.5	-	618.5
Golf Links and Kolb Intersection Design											
Regional Transportation Authority Fund	-	-	4,000.0	4,000.0	-	-	-	-	4,000.0	-	4,000.0
Road & Park Impact Fee Fund: Southeast District	500.6	-	-	-	-	-	-	-	-	-	500.6
	500.6	-	4,000.0	4,000.0	-	-	-	-	4,000.0	-	4,500.6
Grant Road Corridor Improvements											
Capital Agreement Fund: PAG	-	-	-	-	-	-	2,500.0	2,500.0	5,000.0	-	5,000.0
Highway User Revenue Fund	7.4	-	-	-	-	-	-	-	-	-	7.4
Highway User Revenue Fund: In-Lieu Fees	0.1	-	-	-	-	-	-	-	-	-	0.1
Regional Transportation Authority Fund	5,861.8	1,000.0	7,000.0	8,000.0	15,369.0	9,612.0	10,494.0	12,000.0	55,475.0	104,169.0	165,505.8
Road & Park Impact Fee Fund: Central Pending	-	-	-	-	-	-	-	-	-	6,000.0	6,000.0
	5,869.3	1,000.0	7,000.0	8,000.0	15,369.0	9,612.0	12,994.0	14,500.0	60,475.0	110,169.0	176,513.3
Harrison and Wrightstown Curve Design											
Road & Park Impact Fee Fund: East District	121.6	378.4	-	378.4	-	-	-	-	378.4	-	500.0
	121.6	378.4	-	378.4	-	-	-	-	378.4	-	500.0
Houghton Road: Bridge Replacement											
Federal Highway Administration Grants	125.7	200.0	800.0	1,000.0	1,100.0	-	-	-	2,100.0	17,774.3	20,000.0
Regional Transportation Authority Fund	9.7	10.0	200.0	210.0	300.0	-	-	-	510.0	-	519.7
	135.4	210.0	1,000.0	1,210.0	1,400.0	-	-	-	2,610.0	17,774.3	20,519.7

Transportation - Streets

Five-Year Capital Improvement Program

(\$000)

Project Name / Fund	Prior Year(s)	Proposed Fiscal Year 2011			Projected Requirements				Five Year Total	Future Years	Total Project
		Carry Forward	New Funding	Year 1 Total	Year 2 FY 2012	Year 3 FY 2013	Year 4 FY 2014	Year 5 FY 2015			
Houghton Road: I-10 to Valencia											
Highway User Revenue Fund	9.8	-	-	-	-	-	-	-	-	-	9.8
Highway User Revenue Fund: In-Lieu Fees	80.2	-	-	-	-	-	-	-	-	-	80.2
Regional Transportation Authority Fund	6,088.7	-	1,000.0	1,000.0	4,000.0	3,000.0	-	-	8,000.0	20,706.8	34,795.5
	6,178.7	-	1,000.0	1,000.0	4,000.0	3,000.0	-	-	8,000.0	20,706.8	34,885.5
Houghton Road: Old Spanish Trail to Tanque Verde											
Highway User Revenue Fund	2.8	-	-	-	-	-	-	-	-	-	2.8
Highway User Revenue Fund: In-Lieu Fees	2.1	-	-	-	-	-	-	-	-	-	2.1
Regional Transportation Authority Fund	2,622.4	-	2,056.9	2,056.9	7,000.0	-	-	-	9,056.9	20,706.8	32,386.1
	2,627.3	-	2,056.9	2,056.9	7,000.0	-	-	-	9,056.9	20,706.8	32,391.0
Houghton Road: Old Spanish Trail to Valencia											
Capital Agreement Fund: Pima County Bonds	-	-	1,365.0	1,365.0	-	-	-	-	1,365.0	25,900.0	27,265.0
Highway User Revenue Fund	2.1	-	-	-	-	-	-	-	-	-	2.1
Highway User Revenue Fund: In-Lieu Fees	2.6	-	-	-	1,500.0	-	-	-	1,500.0	-	1,502.6
Regional Transportation Authority Fund	3,640.7	-	2,000.0	2,000.0	11,000.0	11,000.0	-	-	24,000.0	-	27,640.7
	3,645.4	-	3,365.0	3,365.0	12,500.0	11,000.0	-	-	26,865.0	25,900.0	56,410.4
Intersection Improvements											
Regional Transportation Authority Fund	450.0	500.0	650.0	1,150.0	-	-	-	-	1,150.0	-	1,600.0
	450.0	500.0	650.0	1,150.0	-	-	-	-	1,150.0	-	1,600.0
Irvington and I-19 East Interchange											
Road & Park Impact Fee Fund: West District	74.8	-	1,350.0	1,350.0	75.2	-	-	-	1,425.2	-	1,500.0
	74.8	-	1,350.0	1,350.0	75.2	-	-	-	1,425.2	-	1,500.0
Kolb Road Connection to Sabino Canyon											
Federal Highway Administration Grants	-	-	-	-	-	-	-	11,750.0	11,750.0	-	11,750.0
Highway User Revenue Fund	1.8	-	-	-	-	-	-	-	-	-	1.8
Regional Transportation Authority Fund	750.0	100.0	1,350.0	1,450.0	6,915.0	-	-	-	8,365.0	-	9,115.0
	751.8	100.0	1,350.0	1,450.0	6,915.0	-	-	11,750.0	20,115.0	-	20,866.8

Transportation - Streets

Five-Year Capital Improvement Program

(\$000)

Project Name / Fund	Prior Year(s)	Proposed Fiscal Year 2011			Projected Requirements				Five Year Total	Future Years	Total Project
		Carry Forward	New Funding	Year 1 Total	Year 2 FY 2012	Year 3 FY 2013	Year 4 FY 2014	Year 5 FY 2015			
Liberty Avenue Bicycle Boulevard Design											
Regional Transportation Authority Fund	-	-	62.0	62.0	-	-	-	-	62.0	-	62.0
	-	-	62.0	62.0	-	-	-	-	62.0	-	62.0
Local Match Budget Capacity											
Highway User Revenue Fund	-	-	340.0	340.0	-	-	-	-	340.0	-	340.0
	-	-	340.0	340.0	-	-	-	-	340.0	-	340.0
Main Avenue and 18th Street Pedestrian Refuge											
Regional Transportation Authority Fund	-	-	30.0	30.0	-	-	-	-	30.0	-	30.0
	-	-	30.0	30.0	-	-	-	-	30.0	-	30.0
Midtown Neighborhood Sidewalks											
Capital Agreement Fund: Pima County Bonds	305.5	150.0	-	150.0	-	-	-	-	150.0	-	455.5
	305.5	150.0	-	150.0	-	-	-	-	150.0	-	455.5
Miscellaneous Developer-Funded Improvements											
Highway User Revenue Fund: Contributions	-	-	200.0	200.0	200.0	200.0	200.0	-	800.0	-	800.0
Highway User Revenue Fund: In-Lieu Fees	-	-	1,000.0	1,000.0	349.0	349.0	349.0	-	2,047.0	-	2,047.0
	-	-	1,200.0	1,200.0	549.0	549.0	549.0	-	2,847.0	-	2,847.0
Oaktree and Drexel Pedestrian Refuge											
Regional Transportation Authority Fund	-	-	20.0	20.0	-	-	-	-	20.0	-	20.0
	-	-	20.0	20.0	-	-	-	-	20.0	-	20.0
Old Pueblo Trolley Museum Enhancements											
Federal Highway Administration Grants	-	-	500.0	500.0	-	-	-	-	500.0	-	500.0
Highway User Revenue Fund: In-Lieu Fees	-	-	100.0	100.0	-	-	-	-	100.0	-	100.0
	-	-	600.0	600.0	-	-	-	-	600.0	-	600.0

Transportation - Streets

Five-Year Capital Improvement Program

(\$000)

Project Name / Fund	Prior Year(s)	Proposed Fiscal Year 2011			Projected Requirements				Five Year Total	Future Years	Total Project
		Carry Forward	New Funding	Year 1 Total	Year 2 FY 2012	Year 3 FY 2013	Year 4 FY 2014	Year 5 FY 2015			
Park Avenue Transportation Enhancement											
Federal Highway Administration Grants	-	499.0	-	499.0	-	-	-	-	499.0	-	499.0
Highway User Revenue Fund	3.0	-	30.0	30.0	-	-	-	-	30.0	-	33.0
Regional Transportation Authority Fund	14.0	-	1.0	1.0	-	-	-	-	1.0	-	15.0
	17.0	499.0	31.0	530.0	-	-	-	-	530.0	-	547.0
Pavement Preservation, Package 1											
Economic Stimulus Fund	5,000.0	1,000.0	-	1,000.0	-	-	-	-	1,000.0	-	6,000.0
Highway User Revenue Fund	72.4	-	-	-	-	-	-	-	-	-	72.4
	5,072.4	1,000.0	-	1,000.0	-	-	-	-	1,000.0	-	6,072.4
Pavement Preservation, Package 2											
Economic Stimulus Fund	-	-	10,900.1	10,900.1	-	-	-	-	10,900.1	-	10,900.1
	-	-	10,900.1	10,900.1	-	-	-	-	10,900.1	-	10,900.1
Pima Street Pedestrian Pathway Enhancements											
Federal Highway Administration Grants	-	-	-	-	434.0	-	-	-	434.0	-	434.0
Highway User Revenue Fund	-	-	30.0	30.0	26.0	-	-	-	56.0	-	56.0
	-	-	30.0	30.0	460.0	-	-	-	490.0	-	490.0
Rita Road Enhancements											
Capital Agreement Fund: PAG	-	-	30.0	30.0	-	-	-	-	30.0	-	30.0
Regional Transportation Authority Fund	-	-	-	-	1,800.0	-	-	-	1,800.0	-	1,800.0
	-	-	30.0	30.0	1,800.0	-	-	-	1,830.0	-	1,830.0
Road Resurfacing, Restoration, & Rehabilitation											
Capital Agreement Fund: PAG	-	-	-	-	-	225.0	-	-	225.0	-	225.0
Federal Highway Administration Grants	-	-	250.0	250.0	-	3,750.0	-	-	4,000.0	-	4,000.0
Highway User Revenue Fund	-	-	35.0	35.0	-	-	-	-	35.0	-	35.0
	-	-	285.0	285.0	-	3,975.0	-	-	4,260.0	-	4,260.0

Transportation - Streets

Five-Year Capital Improvement Program

(\$000)

Project Name / Fund	Prior Year(s)	Proposed Fiscal Year 2011			Projected Requirements				Five Year Total	Future Years	Total Project
		Carry Forward	New Funding	Year 1 Total	Year 2 FY 2012	Year 3 FY 2013	Year 4 FY 2014	Year 5 FY 2015			
Sam Hughes Elementary Safe-Routes-to-Schools											
Regional Transportation Authority Fund	75.0	225.0	-	225.0	-	-	-	-	225.0	-	300.0
	75.0	225.0	-	225.0	-	-	-	-	225.0	-	300.0
Sidewalk Improvements: DOJ Compliance											
General Fund: Certificates of Participation	532.9	-	-	-	-	-	-	-	-	-	532.9
General Fund: Restricted Revenues	0.2	-	-	-	-	-	-	-	-	-	0.2
Highway User Revenue Fund	7.3	-	-	-	-	-	-	-	-	-	7.3
Regional Transportation Authority Fund	1,359.4	140.7	-	140.7	-	-	-	-	140.7	-	1,500.1
	1,899.8	140.7	-	140.7	-	-	-	-	140.7	-	2,040.5
Silverbell: Ina to Grant Road											
Highway User Revenue Fund	0.9	-	-	-	-	-	-	-	-	-	0.9
Regional Transportation Authority Fund	1,437.6	-	2,083.0	2,083.0	8,580.0	7,250.0	773.0	11,000.0	29,686.0	11,529.4	42,653.0
	1,438.6	-	2,083.0	2,083.0	8,580.0	7,250.0	773.0	11,000.0	29,686.0	11,529.4	42,653.9
Speedway/Union Pacific Underpass											
Federal Highway Administration Grants	-	600.0	-	600.0	1,000.0	1,000.0	7,465.0	-	10,065.0	-	10,065.0
Regional Transportation Authority Fund	-	100.0	-	100.0	50.0	50.0	50.0	-	250.0	-	250.0
	-	700.0	-	700.0	1,050.0	1,050.0	7,515.0	-	10,315.0	-	10,315.0
Speedway: Camino Seco to Houghton											
Highway User Revenue Fund	1.6	-	-	-	-	-	-	-	-	-	1.6
Highway User Revenue Fund: In-Lieu Fees	307.0	-	550.0	550.0	-	-	-	-	550.0	-	857.0
Regional Transportation Authority Fund	2,980.5	4,175.2	5,824.8	10,000.0	1,146.5	-	-	-	11,146.5	-	14,127.0
Road & Park Impact Fee Fund: East District	-	-	3,000.0	3,000.0	-	-	-	-	3,000.0	-	3,000.0
	3,289.1	4,175.2	9,374.8	13,550.0	1,146.5	-	-	-	14,696.5	-	17,985.6
Starr Pass and Mission Intersection Improvements											
Highway User Revenue Fund	1.4	-	-	-	-	-	-	-	-	-	1.4
Regional Transportation Authority Fund	1,573.8	-	3,076.2	3,076.2	-	-	-	-	3,076.2	-	4,650.0
	1,575.2	-	3,076.2	3,076.2	-	-	-	-	3,076.2	-	4,651.4

Transportation - Streets

Five-Year Capital Improvement Program

(\$000)

Project Name / Fund	Prior Year(s)	Proposed Fiscal Year 2011			Projected Requirements				Five Year Total	Future Years	Total Project
		Carry Forward	New Funding	Year 1 Total	Year 2 FY 2012	Year 3 FY 2013	Year 4 FY 2014	Year 5 FY 2015			
Stone Ave: Drachman and Speedway Improvements											
1994 Street and Highway Revenue Bond Funds	569.8	-	-	-	-	-	-	-	-	-	569.8
Capital Agreement Fund: PAG	1,540.7	50.0	1,450.3	1,500.3	2,500.0	2,500.0	-	-	6,500.3	-	8,041.0
Regional Transportation Authority Fund	-	-	-	-	500.0	-	-	-	500.0	-	500.0
	2,110.5	50.0	1,450.3	1,500.3	3,000.0	2,500.0	-	-	7,000.3	-	9,110.8
Third Street and University Bicycle Boulevard											
Regional Transportation Authority Fund	-	-	90.0	90.0	-	-	-	-	90.0	-	90.0
	-	-	90.0	90.0	-	-	-	-	90.0	-	90.0
Transit Bus Restoration											
Federal Highway Administration Grants	88.5	25.0	-	25.0	-	-	-	-	25.0	-	113.5
Highway User Revenue Fund	3.5	-	-	-	-	-	-	-	-	-	3.5
	92.0	25.0	-	25.0	-	-	-	-	25.0	-	117.0
Treat Avenue Pedestrian Bridge											
Federal Highway Administration Grants	26.0	140.0	-	140.0	-	-	-	-	140.0	-	166.0
Highway User Revenue Fund	-	-	5.0	5.0	-	-	-	-	5.0	-	5.0
Regional Transportation Authority Fund	18.0	-	-	-	-	-	-	-	-	-	18.0
	44.0	140.0	5.0	145.0	-	-	-	-	145.0	-	189.0
Tucson Blvd Multi-use Path											
Federal Highway Administration Grants	50.2	44.3	115.7	160.0	200.0	200.0	-	-	560.0	-	610.2
Highway User Revenue Fund	5.7	-	9.5	9.5	12.0	12.0	-	-	33.5	-	39.2
	55.9	44.3	125.2	169.5	212.0	212.0	-	-	593.5	-	649.4
Tyndall Avenue Enhancements											
Federal Highway Administration Grants	97.9	52.1	800.0	852.1	-	-	-	-	852.1	-	950.0
Highway User Revenue Fund	26.6	-	46.0	46.0	-	-	-	-	46.0	-	72.6
	124.5	52.1	846.0	898.1	-	-	-	-	898.1	-	1,022.6

Transportation - Streets

Five-Year Capital Improvement Program

(\$000)

Project Name / Fund	Prior Year(s)	Proposed Fiscal Year 2011			Projected Requirements				Five Year Total	Future Years	Total Project
		Carry Forward	New Funding	Year 1 Total	Year 2 FY 2012	Year 3 FY 2013	Year 4 FY 2014	Year 5 FY 2015			
Union Pacific Railroad: Nogales Branch Safety											
Regional Transportation Authority Fund	-	-	-	-	100.0	-	-	-	100.0	-	100.0
	-	-	-	-	100.0	-	-	-	100.0	-	100.0
Program Area Total	60,252.5	16,796.0	71,115.9	87,911.9	119,094.0	77,763.9	59,293.8	77,255.4	421,319.0	284,582.7	766,154.1

Source of Funds Summary											
1994 Street and Highway Revenue Bond Funds	569.8	-	-	-	-	-	-	-	-	-	569.8
2000 Street and Highway Revenue Bond Funds	109.2	-	-	-	-	-	-	-	-	-	109.2
Capital Agreement Fund: PAG	3,150.5	50.0	1,480.3	1,530.3	2,500.0	2,725.0	2,500.0	9,420.2	18,675.5	-	21,826.0
Capital Agreement Fund: Pima County Bonds	305.6	647.0	2,423.8	3,070.8	12,400.0	13,000.0	7,658.8	1,341.2	37,470.8	25,900.0	63,676.4
Economic Stimulus Fund	5,000.0	1,000.0	10,900.1	11,900.1	-	-	-	-	11,900.1	-	16,900.1
Federal Highway Administration Grants	588.3	2,054.4	2,960.4	5,014.8	6,990.0	4,950.0	7,465.0	11,750.0	36,169.8	17,774.3	54,532.4
General Fund: Certificates of Participation	532.9	-	-	-	-	-	-	-	-	-	532.9
General Fund: Restricted Revenues	14.2	-	-	-	-	-	-	-	-	-	14.2
Highway User Revenue Fund	279.3	-	716.2	716.2	64.0	12.0	-	-	792.2	-	1,071.5
Highway User Revenue Fund: Contributions	-	-	200.0	200.0	200.0	200.0	200.0	-	800.0	-	800.0
Highway User Revenue Fund: In-Lieu Fees	564.5	-	1,650.0	1,650.0	1,849.0	349.0	349.0	-	4,197.0	-	4,761.5
Regional Transportation Authority Fund	47,991.0	11,641.2	46,435.1	58,076.3	90,491.0	54,027.9	41,121.0	51,744.0	295,460.2	234,908.4	578,359.6
Road & Park Impact Fee Fund: Central District	-	-	-	-	3,000.0	-	-	-	3,000.0	-	3,000.0
Road & Park Impact Fee Fund: Central Pending	-	-	-	-	-	-	-	3,000.0	3,000.0	6,000.0	9,000.0
Road & Park Impact Fee Fund: East District	571.7	1,403.4	3,000.0	4,403.4	1,524.8	2,500.0	-	-	8,428.2	-	8,999.9
Road & Park Impact Fee Fund: Southeast District	500.6	-	-	-	-	-	-	-	-	-	500.6
Road & Park Impact Fee Fund: West District	74.8	-	1,350.0	1,350.0	75.2	-	-	-	1,425.2	-	1,500.0
Program Area Total	60,252.5	16,796.0	71,115.9	87,911.9	119,094.0	77,763.9	59,293.8	77,255.4	421,319.0	284,582.7	766,154.1

Transportation - Streets

(\$000)

22nd Street: I-10 to Tucson Boulevard

Description:

Design and construct improvements along this segment of the 22nd Street corridor; the selection of an alignment will be approved by the Mayor and Council. Improvements will include widening 22nd Street to a 6-lane, divided roadway with full urban amenities, including storm drains, sidewalks, street lighting, and landscaping.

Justification:

This project was approved by Mayor and Council on December 5, 2006 for Regional Transportation Authority funding.

Project ID: SR5A

Start Date: 7/07

End Date: 7/23

Location: Wards 1 and 5

Source of Funds:	Prior Year(s)	Proposed Fiscal Year 2011			Projected Requirements				Five Year Total	Future Years	Total Project
		Carry Forward	New Funding	Year 1 Total	Year 2 FY 2012	Year 3 FY 2013	Year 4 FY 2014	Year 5 FY 2015			
Capital Agreement Fund: Pima County Bonds	-	-	-	-	4,000.0	5,000.0	-	-	9,000.0	-	9,000.0
Highway User Revenue Fund	5.7	-	-	-	-	-	-	-	-	-	5.7
Regional Transportation Authority Fund	6,419.5	500.0	4,000.0	4,500.0	16,500.0	8,132.0	15,000.0	15,000.0	59,132.0	39,400.9	104,952.4
Road & Park Impact Fee Fund: Central District	-	-	-	-	3,000.0	-	-	-	3,000.0	-	3,000.0
Total	6,425.2	500.0	4,000.0	4,500.0	23,500.0	13,132.0	15,000.0	15,000.0	71,132.0	39,400.9	116,958.1

4th Avenue Bicycle Boulevard

Description:

Design and construct bike boulevard improvements along 4th Avenue between Prince Road and University Boulevard.

Justification:

Bike boulevards enhance the safety and convenience for commuter bicyclists and encourage the use of alternate modes of transportation.

Project ID: SP03

Start Date: 6/09

End Date: 12/10

Location: Ward 3

Source of Funds:	Prior Year(s)	Proposed Fiscal Year 2011			Projected Requirements				Five Year Total	Future Years	Total Project
		Carry Forward	New Funding	Year 1 Total	Year 2 FY 2012	Year 3 FY 2013	Year 4 FY 2014	Year 5 FY 2015			
Regional Transportation Authority Fund	143.0	157.0	-	157.0	-	-	-	-	157.0	-	300.0
Total	143.0	157.0	-	157.0	-	-	-	-	157.0	-	300.0

Transportation - Streets

(\$000)

6th Street & Highland Intersection Improvements									Project ID: SN06		
Description: Construct minor improvements to the intersection of 6th Street and Highland Avenue.									Start Date: 7/10		
									End Date: 6/11		
									Location: Ward 6		
Justification: These improvements will improve safety for both motorists and bicyclists on the south leg of the intersection.											
Source of Funds:	Prior Year(s)	Proposed Fiscal Year 2011			Projected Requirements				Five Year Total	Future Years	Total Project
		Carry Forward	New Funding	Year 1 Total	Year 2 FY 2012	Year 3 FY 2013	Year 4 FY 2014	Year 5 FY 2015			
Regional Transportation Authority Fund	-	50.0	125.0	175.0	-	-	-	-	175.0	-	175.0
Total	-	50.0	125.0	175.0	-	-	-	-	175.0	-	175.0

Alvernon and Hughes Access Road Bicycle Lanes									Project ID: SY04		
Description: Design and construct bicycle lanes along Alvernon Way and Hughes Access Road, from Valencia Road to Nogales Highway.									Start Date: 7/10		
[Regional Transportation Authority funding has been approved, and an intergovernmental agreement is pending.]									End Date: 6/12		
Justification: These improvements will enhance bicyclist safety and promote the use of alternate modes of transportation.									Location: Ward 5		
Source of Funds:	Prior Year(s)	Proposed Fiscal Year 2011			Projected Requirements				Five Year Total	Future Years	Total Project
		Carry Forward	New Funding	Year 1 Total	Year 2 FY 2012	Year 3 FY 2013	Year 4 FY 2014	Year 5 FY 2015			
Regional Transportation Authority Fund	-	-	150.0	150.0	1,100.0	-	-	-	1,250.0	-	1,250.0
Total	-	-	150.0	150.0	1,100.0	-	-	-	1,250.0	-	1,250.0

B-98

Transportation - Streets

(\$000)

<p>Barraza-Aviation Downtown Links, Phase I</p> <p>Description: Design and construct a 4-lane roadway from 6th to Broadway Boulevard east of the railroad tracks. The local match requirement for Regional Transportation Authority funding has been satisfied by expenditures on other segments of the Barraza-Aviation Parkway.</p> <p>[Funding in Fiscal Years 2012 through 2015 is pending a revision of the Transportation Improvement Program.]</p> <p>Justification: These improvements will support downtown revitalization and improve traffic flow. These improvements also support the Barraza-Aviation Parkway.</p>	<p>Project ID: S30N</p> <p>Start Date: 7/95</p> <p>End Date: 6/20</p> <p>Location: Wards 1 and 6</p>
--	--

Source of Funds:	Prior Year(s)	Proposed Fiscal Year 2011			Projected Requirements				Five Year Total	Future Years	Total Project
		Carry Forward	New Funding	Year 1 Total	Year 2 FY 2012	Year 3 FY 2013	Year 4 FY 2014	Year 5 FY 2015			
Capital Agreement Fund: PAG	1,609.8	-	-	-	-	-	-	6,920.2	6,920.2	-	8,530.0
Highway User Revenue Fund	1.9	-	-	-	-	-	-	-	-	-	1.9
Regional Transportation Authority Fund	8,566.7	3,141.0	6,030.8	9,171.8	5,000.0	5,000.0	5,000.0	5,000.0	29,171.8	38,395.5	76,134.0
Total	10,178.4	3,141.0	6,030.8	9,171.8	5,000.0	5,000.0	5,000.0	11,920.2	36,092.0	38,395.5	84,665.9

<p>Barrio San Antonio Improvements</p> <p>Description: Design and construction pedestrian and park improvements throughout Barrio San Antonio.</p> <p>Justification: These improvements will improve pedestrian safety and enhance the livability of the neighborhood.</p>	<p>Project ID: S093</p> <p>Start Date: 7/10</p> <p>End Date: 6/11</p> <p>Location: Ward 5</p>
---	---

Source of Funds:	Prior Year(s)	Proposed Fiscal Year 2011			Projected Requirements				Five Year Total	Future Years	Total Project
		Carry Forward	New Funding	Year 1 Total	Year 2 FY 2012	Year 3 FY 2013	Year 4 FY 2014	Year 5 FY 2015			
Capital Agreement Fund: Pima County Bonds	-	-	486.2	486.2	-	-	-	-	486.2	-	486.2
Highway User Revenue Fund	-	-	100.0	100.0	-	-	-	-	100.0	-	100.0
Total	-	-	586.2	586.2	-	-	-	-	586.2	-	586.2

Transportation - Streets

(\$000)

Broadway: Euclid to Country Club

Description:

Design and construct a corridor project that will widen Broadway to six lanes, plus bus lanes. Phase I will include the re-evaluation and selection of an alignment that will be approved by the Mayor and Council. Subsequent phases will include roadway planning and design.

[The use of impact fees in FY 2015 is pending the availability of sufficient revenue being collected.]

Justification:

This project was approved by Mayor and Council on January 23, 2007 for Regional Transportation Authority funding.

Project ID: SR3A

Start Date: 1/07

End Date: 6/15

Location: Wards 5 and 6

Source of Funds:	Prior Year(s)	Proposed Fiscal Year 2011			Projected Requirements				Five Year Total	Future Years	Total Project
		Carry Forward	New Funding	Year 1 Total	Year 2 FY 2012	Year 3 FY 2013	Year 4 FY 2014	Year 5 FY 2015			
Capital Agreement Fund: Pima County Bonds	-	-	-	-	8,000.0	8,000.0	7,658.8	1,341.2	25,000.0	-	25,000.0
Highway User Revenue Fund	0.8	-	-	-	-	-	-	-	-	-	0.8
Highway User Revenue Fund: In-Lieu Fees	44.2	-	-	-	-	-	-	-	-	-	44.2
Regional Transportation Authority Fund	969.0	-	3,000.0	3,000.0	9,804.0	9,804.0	9,804.0	8,744.0	41,156.0	-	42,125.0
Road & Park Impact Fee Fund: Central Pending	-	-	-	-	-	-	-	3,000.0	3,000.0	-	3,000.0
Total	1,014.0	-	3,000.0	3,000.0	17,804.0	17,804.0	17,462.8	13,085.2	69,156.0	-	70,170.0

Bus Pullouts: RTA Packages 1 through 6

Description:

Design and construct bus pullouts. This project consolidates the funding for the sites included in the intergovernmental agreements with the Regional Transportation Authority (RTA) for bus pullouts packages 1, 2, 3, 4, 5, and 6.

Justification:

Bus pullouts alleviate traffic congestion, reduce the possibilities of rear-end accidents, and improve public transit schedule reliability.

Project ID: SB_CON

Start Date: 7/06

End Date: 6/11

Location: Citywide

Source of Funds:	Prior Year(s)	Proposed Fiscal Year 2011			Projected Requirements				Five Year Total	Future Years	Total Project
		Carry Forward	New Funding	Year 1 Total	Year 2 FY 2012	Year 3 FY 2013	Year 4 FY 2014	Year 5 FY 2015			
2000 Street and Highway Revenue Bond Funds	109.2	-	-	-	-	-	-	-	-	-	109.2
General Fund: Restricted Revenues	14.0	-	-	-	-	-	-	-	-	-	14.0
Highway User Revenue Fund	39.6	-	-	-	-	-	-	-	-	-	39.6
Regional Transportation Authority Fund	2,049.1	418.6	1,160.9	1,579.5	-	-	-	-	1,579.5	-	3,628.6
Total	2,212.0	418.6	1,160.9	1,579.5	-	-	-	-	1,579.5	-	3,791.5

Transportation - Streets

(\$000)

Cambio Grande Street Revitalization										Project ID: S035	
Description: Design and construct pedestrian enhancements along Grande Avenue, between St. Mary's Road and Speedway Boulevard.										Start Date: 1/06	
										End Date: 6/11	
										Location: Ward 1	
Justification: This is a federal Transportation Enhancement Grant project; as a condition of receiving federal funds a percentage must be used on such enhancements, which are intended to encourage use of alternate modes of transportation.											
Source of Funds:	Prior Year(s)	Proposed Fiscal Year 2011			Projected Requirements				Five Year Total	Future Years	Total Project
		Carry Forward	New Funding	Year 1 Total	Year 2 FY 2012	Year 3 FY 2013	Year 4 FY 2014	Year 5 FY 2015			
Capital Agreement Fund: Pima County Bonds	0.1	497.0	-	497.0	-	-	-	-	497.0	-	497.1
Federal Highway Administration Grants	-	100.0	395.0	495.0	-	-	-	-	495.0	-	495.0
Highway User Revenue Fund	21.6	-	28.2	28.2	-	-	-	-	28.2	-	49.8
Highway User Revenue Fund: In-Lieu Fees	128.3	-	-	-	-	-	-	-	-	-	128.3
Total	150.0	597.0	423.2	1,020.2	-	-	-	-	1,020.2	-	1,170.2

Camino Seco: Speedway to Wrightstown										Project ID: SM04	
Description: Design and construct improvements to this segment of Camino Seco that will widen it from a two-lane strip-paved roadway to a four-lane divided roadway with stormdrains, sidewalks, street lighting, bicycle lanes, and landscaping.										Start Date: 7/07	
										End Date: 6/13	
										Location: Ward 2	
Justification: The land adjacent to Camino Seco is fully developed and the roadway needs to reflect an urban cross-section. These improvements will increase the traffic-carrying capacity of the roadway and improve the flow of traffic.											
Source of Funds:	Prior Year(s)	Proposed Fiscal Year 2011			Projected Requirements				Five Year Total	Future Years	Total Project
		Carry Forward	New Funding	Year 1 Total	Year 2 FY 2012	Year 3 FY 2013	Year 4 FY 2014	Year 5 FY 2015			
Federal Highway Administration Grants	-	-	-	-	2,500.0	-	-	-	2,500.0	-	2,500.0
Regional Transportation Authority Fund	0.1	-	-	-	620.0	179.9	-	-	799.9	-	800.0
Road & Park Impact Fee Fund: East District	450.2	1,025.0	-	1,025.0	1,524.8	2,500.0	-	-	5,049.8	-	5,500.0
Total	450.3	1,025.0	-	1,025.0	4,644.8	2,679.9	-	-	8,349.7	-	8,800.0

Transportation - Streets

(\$000)

<p>Campbell Avenue Revitalization</p> <p>Description: Design and construct streetscape improvements along Campbell Avenue between Ft. Lowell and Grant Roads.</p> <p>The city has received a federal grant award of \$199,565. The federal funds budgeted in Fiscal Year 2012 are pending future grant awards. Additional funding from the Regional Transportation Authority is also under review.</p> <p>Justification: These improvements will promote the revitalization of this commercial corridor.</p>	<p>Project ID: S237</p> <p>Start Date: 7/06</p> <p>End Date: 6/12</p> <p>Location: Ward 3</p>
---	---

Source of Funds:	Prior Year(s)	Proposed Fiscal Year 2011			Projected Requirements				Five Year Total	Future Years	Total Project
		Carry Forward	New Funding	Year 1 Total	Year 2 FY 2012	Year 3 FY 2013	Year 4 FY 2014	Year 5 FY 2015			
Federal Highway Administration Grants	199.7	-	-	-	608.0	-	-	-	608.0	-	807.7
Highway User Revenue Fund	26.0	-	20.0	20.0	26.0	-	-	-	46.0	-	72.0
Regional Transportation Authority Fund	22.6	-	2.4	2.4	-	-	-	-	2.4	-	25.0
Total	248.2	-	22.4	22.4	634.0	-	-	-	656.4	-	904.6

<p>Columbus Corridor Pedestrian Path</p> <p>Description: Design and construct an off-street pedestrian path along Columbus Boulevard between Timrod Street and 22nd Street.</p> <p>[The delay in project work is due to the pending federal grant.]</p> <p>Justification: A federal Transportation Enhancement grant was awarded for this project that will improve pedestrian safety. Funds from the Regional Transportation Authority are being used for the local match and for expenditures not covered by the grant.</p>	<p>Project ID: S189</p> <p>Start Date: 7/09</p> <p>End Date: 6/12</p> <p>Location: Ward 6</p>
--	---

Source of Funds:	Prior Year(s)	Proposed Fiscal Year 2011			Projected Requirements				Five Year Total	Future Years	Total Project
		Carry Forward	New Funding	Year 1 Total	Year 2 FY 2012	Year 3 FY 2013	Year 4 FY 2014	Year 5 FY 2015			
Federal Highway Administration Grants	-	-	-	-	190.0	-	-	-	190.0	-	190.0
Highway User Revenue Fund	3.0	-	-	-	-	-	-	-	-	-	3.0
Regional Transportation Authority Fund	13.6	-	-	-	13.0	-	-	-	13.0	-	26.6
Total	16.6	-	-	-	203.0	-	-	-	203.0	-	219.6

Transportation - Streets

(\$000)

Dunbar Spring Neighborhood Improvements										Project ID: S077	
Description: Design and construct traffic mitigation, water harvesting, landscaping, and public art throughout the Dunbar Springs Neighborhood to enhance traffic calming and safety.										Start Date: 7/09	
										End Date: 6/11	
										Location: Ward 1	
Justification: The neighborhood association has received a Pima County Neighborhood Reinvestment Grant, and the required intergovernment agreement has been approved by Mayor and Council.											

Source of Funds:	Prior Year(s)	Proposed Fiscal Year 2011			Projected Requirements				Five Year Total	Future Years	Total Project
		Carry Forward	New Funding	Year 1 Total	Year 2 FY 2012	Year 3 FY 2013	Year 4 FY 2014	Year 5 FY 2015			
Capital Agreement Fund: Pima County Bonds	-	-	472.6	472.6	-	-	-	-	472.6	-	472.6
Highway User Revenue Fund	-	-	50.0	50.0	-	-	-	-	50.0	-	50.0
Total	-	-	522.6	522.6	-	-	-	-	522.6	-	522.6

El Paso and Southwestern Greenway										Project ID: SP01	
Description: Design and construct a multi-use recreational greenway along the former El Paso and Southwestern Railroad tracks. Improvements will include a dual-path system, landscaping, pedestrian-level lighting, and enhanced crossings at major streets.										Start Date: 7/08	
[The current Regional Transportation Authority allocation is \$900,000, but an increase is under review.]										End Date: 6/12	
Justification: This project is intended to promote the use of alternate modes of transportation.										Location: Wards 1 and 5	

Source of Funds:	Prior Year(s)	Proposed Fiscal Year 2011			Projected Requirements				Five Year Total	Future Years	Total Project
		Carry Forward	New Funding	Year 1 Total	Year 2 FY 2012	Year 3 FY 2013	Year 4 FY 2014	Year 5 FY 2015			
Federal Highway Administration Grants	-	-	-	-	458.0	-	-	-	458.0	-	458.0
Highway User Revenue Fund	0.4	-	-	-	-	-	-	-	-	-	0.4
Regional Transportation Authority Fund	899.4	-	625.0	625.0	625.0	-	-	-	1,250.0	-	2,149.4
Total	899.8	-	625.0	625.0	1,083.0	-	-	-	1,708.0	-	2,607.8

Transportation - Streets

(\$000)

<p>Five Points Transportation Enhancement</p> <p>Description: Construct pedestrian and streetscape improvements in the vicinity of the Stone Avenue/6th Avenue/18th Street intersection. [Design for the project was accomplished under project S355.]</p> <p>[The intergovernmental agreement with Pima County is pending approval.]</p> <p>Justification: A federal Transportation Enhancement grant was awarded for this project, which will improve access to alternate modes of transportation.</p>	<p>Project ID: S196</p> <p>Start Date: 7/08</p> <p>End Date: 6/12</p> <p>Location: Wards 5 and 6</p>
---	--

Source of Funds:	Prior Year(s)	Proposed Fiscal Year 2011			Projected Requirements				Five Year Total	Future Years	Total Project
		Carry Forward	New Funding	Year 1 Total	Year 2 FY 2012	Year 3 FY 2013	Year 4 FY 2014	Year 5 FY 2015			
Capital Agreement Fund: Pima County Bonds	-	-	100.0	100.0	400.0	-	-	-	500.0	-	500.0
Federal Highway Administration Grants	0.3	394.0	99.7	493.7	-	-	-	-	493.7	-	494.0
Highway User Revenue Fund	6.2	-	22.5	22.5	-	-	-	-	22.5	-	28.7
Total	6.5	394.0	222.2	616.2	400.0	-	-	-	1,016.2	-	1,022.7

<p>Ft. Lowell & Campbell Intersection Improvements</p> <p>Description: Design and construct improvements at the intersection of Ft. Lowell Road and Campbell Avenue consisting of right turn lanes and bus pullouts. Continuous sidewalks, upgraded traffic signals, and drainage improvements will also be constructed.</p> <p>Justification: This project was approved by Mayor and Council on December 5, 2006 for Regional Transportation Authority funding; improvements will increase the intersection's capacity and enhance traffic safety.</p>	<p>Project ID: SN03</p> <p>Start Date: 12/06</p> <p>End Date: 6/11</p> <p>Location: Ward 3</p>
--	--

Source of Funds:	Prior Year(s)	Proposed Fiscal Year 2011			Projected Requirements				Five Year Total	Future Years	Total Project
		Carry Forward	New Funding	Year 1 Total	Year 2 FY 2012	Year 3 FY 2013	Year 4 FY 2014	Year 5 FY 2015			
Highway User Revenue Fund	27.8	-	-	-	-	-	-	-	-	-	27.8
Regional Transportation Authority Fund	2,026.2	1,123.7	1,847.1	2,970.8	-	-	-	-	2,970.8	-	4,997.0
Total	2,054.0	1,123.7	1,847.1	2,970.8	-	-	-	-	2,970.8	-	5,024.8

Transportation - Streets

(\$000)

Glenn Street Transportation Enhancement										Project ID: S01H	
Description: Design and construct pedestrian improvements along Glenn Street between Palo Verde Boulevard and Alvernon Way.										Start Date: 7/10	
[The allocation from the Regional Transportation Authority is pending.]										End Date: 6/12	
Justification: A federal Transportation Enhancement Grant was received to provide a major portion of the funding for these improvements. Regional Transportation Authority funds are being used as local match and for expenditures not covered by this grant.										Location: Ward 3	
Source of Funds:	Prior Year(s)	Proposed Fiscal Year 2011			Projected Requirements				Five Year Total	Future Years	Total Project
		Carry Forward	New Funding	Year 1 Total	Year 2 FY 2012	Year 3 FY 2013	Year 4 FY 2014	Year 5 FY 2015			
Federal Highway Administration Grants	-	-	-	-	500.0	-	-	-	500.0	-	500.0
Regional Transportation Authority Fund	-	-	50.0	50.0	68.5	-	-	-	118.5	-	118.5
Total	-	-	50.0	50.0	568.5	-	-	-	618.5	-	618.5

Golf Links and Kolb Intersection Design										Project ID: SM05	
Description: Design intersection improvements, including dual left turn lanes, right turn lanes, and bus pullouts. Construction will have to wait for future impact fee revenues or an increased allocation from the Regional Transportation Authority.										Start Date: 7/07	
Justification: This project is necessary due to congestion and safety issues at this intersection.										End Date: 6/11	
										Location: Ward 4	
Source of Funds:	Prior Year(s)	Proposed Fiscal Year 2011			Projected Requirements				Five Year Total	Future Years	Total Project
		Carry Forward	New Funding	Year 1 Total	Year 2 FY 2012	Year 3 FY 2013	Year 4 FY 2014	Year 5 FY 2015			
Regional Transportation Authority Fund	-	-	4,000.0	4,000.0	-	-	-	-	4,000.0	-	4,000.0
Road & Park Impact Fee Fund: Southeast District	500.6	-	-	-	-	-	-	-	-	-	500.6
Total	500.6	-	4,000.0	4,000.0	-	-	-	-	4,000.0	-	4,500.6

Transportation - Streets

(\$000)

Grant Road Corridor Improvements

Description:

Design and construct improvements along Grant Road from Oracle to Swan. Grant Road will be widened to a six-lane divided cross-section with full urban roadway amenities. The alignment for the project was approved by Mayor and Council in January 2009.

Note: Completion of the project is contingent upon the local match of \$6 million, which will come from future impact fee revenues.

Justification:

This project was approved by Mayor and Council on January 23, 2007 for Regional Transportation Authority funding. It will improve the traffic-carrying capacity of the roadway.

Project ID: SR2X_C

Start Date: 1/07

End Date: 7/22

Location: Wards 2, 3, and 6

Source of Funds:	Prior Year(s)	Proposed Fiscal Year 2011			Projected Requirements				Five Year Total	Future Years	Total Project
		Carry Forward	New Funding	Year 1 Total	Year 2 FY 2012	Year 3 FY 2013	Year 4 FY 2014	Year 5 FY 2015			
Capital Agreement Fund: PAG	-	-	-	-	-	-	2,500.0	2,500.0	5,000.0	-	5,000.0
Highway User Revenue Fund	7.4	-	-	-	-	-	-	-	-	-	7.4
Highway User Revenue Fund: In-Lieu Fees	0.1	-	-	-	-	-	-	-	-	-	0.1
Regional Transportation Authority Fund	5,861.8	1,000.0	7,000.0	8,000.0	15,369.0	9,612.0	10,494.0	12,000.0	55,475.0	104,169.0	165,505.8
Road & Park Impact Fee Fund: Central Pending	-	-	-	-	-	-	-	-	-	6,000.0	6,000.0
Total	5,869.3	1,000.0	7,000.0	8,000.0	15,369.0	9,612.0	12,994.0	14,500.0	60,475.0	110,169.0	176,513.3

Harrison and Wrightstown Curve Design

Description:

Design and construct a center left turn lane through the Harrison and Wrightstown curve.

Justification:

This project is necessary due to congestion and safety issues at this road curve.

Project ID: SM03

Start Date: 7/07

End Date: 6/11

Location: Ward 2

Source of Funds:	Prior Year(s)	Proposed Fiscal Year 2011			Projected Requirements				Five Year Total	Future Years	Total Project
		Carry Forward	New Funding	Year 1 Total	Year 2 FY 2012	Year 3 FY 2013	Year 4 FY 2014	Year 5 FY 2015			
Road & Park Impact Fee Fund: East District	121.6	378.4	-	378.4	-	-	-	-	378.4	-	500.0
Total	121.6	378.4	-	378.4	-	-	-	-	378.4	-	500.0

Transportation - Streets

(\$000)

Houghton Road: Bridge Replacement										Project ID: SR1D	
Description: Design and construct the replacement of a widened Houghton Bridge over the Union Pacific Railroad tracks.										Start Date: 7/09	
[Funding in years 1 and 2 are for project design. Because this project will require coordination and approval from the railroad and the Arizona Department of Transportation, it is not known at this time when construction will begin or be completed.]										End Date: tbd	
Justification: This project will increase the traffic-carrying capacity of the bridge and reduce roadway congestion, which will improve motorist safety on this stretch of Houghton Road.										Location: Ward 4	

Source of Funds:	Prior Year(s)	Proposed Fiscal Year 2011			Projected Requirements				Five Year Total	Future Years	Total Project
		Carry Forward	New Funding	Year 1 Total	Year 2 FY 2012	Year 3 FY 2013	Year 4 FY 2014	Year 5 FY 2015			
Federal Highway Administration Grants	125.7	200.0	800.0	1,000.0	1,100.0	-	-	-	2,100.0	17,774.3	20,000.0
Regional Transportation Authority Fund	9.7	10.0	200.0	210.0	300.0	-	-	-	510.0	-	519.7
Total	135.4	210.0	1,000.0	1,210.0	1,400.0	-	-	-	2,610.0	17,774.3	20,519.7

Houghton Road: I-10 to Valencia										Project ID: SR1A	
Description: Design and construct this segment of Houghton Road from four to six lanes. The project will include a desert parkway, bicycle lanes, and sidewalks.										Start Date: 7/06	
[Completion of the project requires a local match from the City of Tucson of \$18 million, which is currently unfunded. Impact fees could be considered as part of the solution, but at this time projected revenues are insufficient to cover the amount required.]										End Date: 6/19	
Justification: This project was approved by the Mayor and Council on May 1, 2007 for Regional Transportation Authority funding and will improve the traffic-carrying capacity of Houghton Road.										Location: Wards 2 and 4	

Source of Funds:	Prior Year(s)	Proposed Fiscal Year 2011			Projected Requirements				Five Year Total	Future Years	Total Project
		Carry Forward	New Funding	Year 1 Total	Year 2 FY 2012	Year 3 FY 2013	Year 4 FY 2014	Year 5 FY 2015			
Highway User Revenue Fund	9.8	-	-	-	-	-	-	-	-	-	9.8
Highway User Revenue Fund: In-Lieu Fees	80.2	-	-	-	-	-	-	-	-	-	80.2
Regional Transportation Authority Fund	6,088.7	-	1,000.0	1,000.0	4,000.0	3,000.0	-	-	8,000.0	20,706.8	34,795.5
Total	6,178.7	-	1,000.0	1,000.0	4,000.0	3,000.0	-	-	8,000.0	20,706.8	34,885.5

Transportation - Streets

(\$000)

Houghton Road: Old Spanish Trail to Tanque Verde Description: Design and re-construct this segment of Houghton Road from four to six lanes. This project will include a desert parkway, bicycle lanes, and sidewalks.										Project ID: SR1C Start Date: 7/06 End Date: 6/21 Location: Wards 2 and 4		
Justification: This project was approved by Mayor and Council on May 1, 2007 for Regional Transportation Authority funding and will improve the traffic-carrying capacity of Houghton Road.												
Source of Funds:	Prior Year(s)	Proposed Fiscal Year 2011			Projected Requirements				Five Year Total	Future Years	Total Project	
		Carry Forward	New Funding	Year 1 Total	Year 2 FY 2012	Year 3 FY 2013	Year 4 FY 2014	Year 5 FY 2015				
Highway User Revenue Fund	2.8	-	-	-	-	-	-	-	-	-	2.8	
Highway User Revenue Fund: In-Lieu Fees	2.1	-	-	-	-	-	-	-	-	-	2.1	
Regional Transportation Authority Fund	2,622.4	-	2,056.9	2,056.9	7,000.0	-	-	-	9,056.9	20,706.8	32,386.1	
Total	2,627.3	-	2,056.9	2,056.9	7,000.0	-	-	-	9,056.9	20,706.8	32,391.0	

Houghton Road: Old Spanish Trail to Valencia Description: Design and construct this segment of Houghton Road from four to six lanes. The project will include a desert parkway, bicycle lanes, and sidewalks.										Project ID: SR1B Start Date: 7/06 End Date: 6/21 Location: Ward 4		
[The Pima County bond funding in year 1 is for the Houghton Greenway along the eastside of the roadway. The bond funds in "Future Years" is a commitment by Pima County to make every reasonable effort to provide fundings from its 1997 bond program.]												
Justification: This project was approved by Mayor and Council on May 1, 2007 for Regional Transportation Authority funding and will improve the traffic-carrying capacity of Houghton Road, with the greenway providing recreation and exercise opportunities.												
Source of Funds:	Prior Year(s)	Proposed Fiscal Year 2011			Projected Requirements				Five Year Total	Future Years	Total Project	
		Carry Forward	New Funding	Year 1 Total	Year 2 FY 2012	Year 3 FY 2013	Year 4 FY 2014	Year 5 FY 2015				
Capital Agreement Fund: Pima County Bonds	-	-	1,365.0	1,365.0	-	-	-	-	1,365.0	25,900.0	27,265.0	
Highway User Revenue Fund	2.1	-	-	-	-	-	-	-	-	-	2.1	
Highway User Revenue Fund: In-Lieu Fees	2.6	-	-	-	1,500.0	-	-	-	1,500.0	-	1,502.6	
Regional Transportation Authority Fund	3,640.7	-	2,000.0	2,000.0	11,000.0	11,000.0	-	-	24,000.0	-	27,640.7	
Total	3,645.4	-	3,365.0	3,365.0	12,500.0	11,000.0	-	-	26,865.0	25,900.0	56,410.4	

Transportation - Streets

(\$000)

<p>Intersection Improvements</p> <p>Description: Design and construct intersection improvements at the following five locations: Grant and Rosemont, Oracle and Auto Mall, St. Mary's and Silverbell, Tanque Verde and Pima, and Wilmot and Nicaragua.</p> <p>[An intergovernmental agreement is pending to increase project funding from \$950,000 to the \$1,600,000 budgeted below.]</p> <p>Justification: These improvements will improve intersection traffic-carrying capacity and enhance motorist safety.</p>	<p>Project ID: SN09</p> <p>Start Date: 7/09</p> <p>End Date: 6/11</p> <p>Location: Citywide</p>
--	---

Source of Funds:	Prior Year(s)	Proposed Fiscal Year 2011			Projected Requirements				Five Year Total	Future Years	Total Project
		Carry Forward	New Funding	Year 1 Total	Year 2 FY 2012	Year 3 FY 2013	Year 4 FY 2014	Year 5 FY 2015			
Regional Transportation Authority Fund	450.0	500.0	650.0	1,150.0	-	-	-	-	1,150.0	-	1,600.0
Total	450.0	500.0	650.0	1,150.0	-	-	-	-	1,150.0	-	1,600.0

<p>Irvington and I-19 East Interchange</p> <p>Description: Design and construct traffic capacity improvements along Irvington Road between Interstate 19 and Mission Road.</p> <p>Justification: This segment of Irvington Road operates over its traffic-carrying capacity and experiences a high number of traffic delays. This project will alleviate both of those conditions.</p>	<p>Project ID: SM07</p> <p>Start Date: 7/09</p> <p>End Date: 6/12</p> <p>Location: Ward 1</p>
---	---

Source of Funds:	Prior Year(s)	Proposed Fiscal Year 2011			Projected Requirements				Five Year Total	Future Years	Total Project
		Carry Forward	New Funding	Year 1 Total	Year 2 FY 2012	Year 3 FY 2013	Year 4 FY 2014	Year 5 FY 2015			
Road & Park Impact Fee Fund: West District	74.8	-	1,350.0	1,350.0	75.2	-	-	-	1,425.2	-	1,500.0
Total	74.8	-	1,350.0	1,350.0	75.2	-	-	-	1,425.2	-	1,500.0

Transportation - Streets

(\$000)

<p>Kolb Road Connection to Sabino Canyon</p> <p>Description: Design and construct a new road stretching from the intersection of Sabino Canyon and Tanque Verde to just north of the intersection at Kolb Road and Speedway Boulevard.</p> <p>Justification: This project was approved as part of the May 2006 Regional Transportation Plan and will improve regional traffic circulation.</p>	<p>Project ID: SR8A</p> <p>Start Date: 7/09</p> <p>End Date: 6/12</p> <p>Location: Ward 2</p>
---	---

Source of Funds:	Prior Year(s)	Proposed Fiscal Year 2011			Projected Requirements				Five Year Total	Future Years	Total Project
		Carry Forward	New Funding	Year 1 Total	Year 2 FY 2012	Year 3 FY 2013	Year 4 FY 2014	Year 5 FY 2015			
Federal Highway Administration Grants	-	-	-	-	-	-	-	11,750.0	11,750.0	-	11,750.0
Highway User Revenue Fund	1.8	-	-	-	-	-	-	-	-	-	1.8
Regional Transportation Authority Fund	750.0	100.0	1,350.0	1,450.0	6,915.0	-	-	-	8,365.0	-	9,115.0
Total	751.8	100.0	1,350.0	1,450.0	6,915.0	-	-	11,750.0	20,115.0	-	20,866.8

<p>Liberty Avenue Bicycle Boulevard Design</p> <p>Description: Design bicycle boulevard improvements along the Liberty Avenue alignment.</p> <p>[Funding for the project is pending an intergovernmental agreement with the Regional Transportation Authority.]</p> <p>Justification: Bicycle boulevards enhance safety and convenience for commuter bicyclists and encourage the use of alternate modes of transportation.</p>	<p>Project ID: SP04</p> <p>Start Date: 7/10</p> <p>End Date: 6/11</p> <p>Location: Ward 5</p>
--	---

Source of Funds:	Prior Year(s)	Proposed Fiscal Year 2011			Projected Requirements				Five Year Total	Future Years	Total Project
		Carry Forward	New Funding	Year 1 Total	Year 2 FY 2012	Year 3 FY 2013	Year 4 FY 2014	Year 5 FY 2015			
Regional Transportation Authority Fund	-	-	62.0	62.0	-	-	-	-	62.0	-	62.0
Total	-	-	62.0	62.0	-	-	-	-	62.0	-	62.0

Transportation - Streets

(\$000)

Local Match Budget Capacity									Project ID: S100		
Description: Budget capacity local funds required as a match for the acceptance of outside funding sources, such as federal funds, Pima County Neighborhood Reinvestment Bonds, and city administrative costs that are not covered per the Regional Transportation Authority's reimbursement policies.									Start Date: 7/10		
									End Date: 6/11		
Justification: This capacity allows for the city to secure unanticipated third-party funding.									Location: Citywide		
Source of Funds:	Prior Year(s)	Proposed Fiscal Year 2011			Projected Requirements				Five Year Total	Future Years	Total Project
		Carry Forward	New Funding	Year 1 Total	Year 2 FY 2012	Year 3 FY 2013	Year 4 FY 2014	Year 5 FY 2015			
Highway User Revenue Fund	-	-	340.0	340.0	-	-	-	-	340.0	-	340.0
Total	-	-	340.0	340.0	-	-	-	-	340.0	-	340.0

Main Avenue and 18th Street Pedestrian Refuge									Project ID: SH15		
Description: Design and construct a raised median near the intersection of Main Avenue and 18th Street.									Start Date: 7/10		
[Project funding is pending an intergovernmental agreement between the Regional Transportation Authority and the City of Tucson.]									End Date: 6/11		
Justification: This improvement will provide a safe refuge for pedestrians.									Location: Ward 6		
Source of Funds:	Prior Year(s)	Proposed Fiscal Year 2011			Projected Requirements				Five Year Total	Future Years	Total Project
		Carry Forward	New Funding	Year 1 Total	Year 2 FY 2012	Year 3 FY 2013	Year 4 FY 2014	Year 5 FY 2015			
Regional Transportation Authority Fund	-	-	30.0	30.0	-	-	-	-	30.0	-	30.0
Total	-	-	30.0	30.0	-	-	-	-	30.0	-	30.0

Transportation - Streets

(\$000)

<p>Midtown Neighborhood Sidewalks</p> <p>Description: Design and construct sidewalks along Columbus Boulevard between Grant Road and Speedway Boulevard.</p> <p>Justification: This project, approved by Pima County's Neighborhood Reinvestment program, will improve pedestrian safety.</p>	<p>Project ID: S075</p> <p>Start Date: 6/08</p> <p>End Date: 12/10</p> <p>Location: Ward 6</p>
--	--

Source of Funds:	Prior Year(s)	Proposed Fiscal Year 2011			Projected Requirements				Five Year Total	Future Years	Total Project
		Carry Forward	New Funding	Year 1 Total	Year 2 FY 2012	Year 3 FY 2013	Year 4 FY 2014	Year 5 FY 2015			
Capital Agreement Fund: Pima County Bonds	305.5	150.0	-	150.0	-	-	-	-	150.0	-	455.5
Total	305.5	150.0	-	150.0	-	-	-	-	150.0	-	455.5

<p>Miscellaneous Developer-Funded Improvements</p> <p>Description: Budget capacity to design and construct improvements within the public right-of-way. Funding is from contributions made by developers and from in-lieu fees paid by developers.</p> <p>Justification: This project ensures that developer-funded improvements can be designed and constructed in a timely manner.</p>	<p>Project ID: S183</p> <p>Start Date: Annual</p> <p>End Date: Annual</p> <p>Location: Citywide</p>
---	---

Source of Funds:	Prior Year(s)	Proposed Fiscal Year 2011			Projected Requirements				Five Year Total	Future Years	Total Project
		Carry Forward	New Funding	Year 1 Total	Year 2 FY 2012	Year 3 FY 2013	Year 4 FY 2014	Year 5 FY 2015			
Highway User Revenue Fund: Contributions	-	-	200.0	200.0	200.0	200.0	200.0	-	800.0	-	800.0
Highway User Revenue Fund: In-Lieu Fees	-	-	1,000.0	1,000.0	349.0	349.0	349.0	-	2,047.0	-	2,047.0
Total	-	-	1,200.0	1,200.0	549.0	549.0	549.0	-	2,847.0	-	2,847.0

Transportation - Streets

(\$000)

<p>Oaktree and Drexel Pedestrian Refuge</p> <p>Description: Design and construct a raised median on Oaktree Drive south of Drexel Road.</p> <p>[Funding for this project is pending an intergovernment agreement with the Regional Transportation Authority.]</p> <p>Justification: This improvement will provide a safe refuge for pedestrians.</p>	<p>Project ID: SH16</p> <p>Start Date: 7/10</p> <p>End Date: 6/11</p> <p>Location: Ward 1</p>
---	---

Source of Funds:	Prior Year(s)	Proposed Fiscal Year 2011			Projected Requirements				Five Year Total	Future Years	Total Project
		Carry Forward	New Funding	Year 1 Total	Year 2 FY 2012	Year 3 FY 2013	Year 4 FY 2014	Year 5 FY 2015			
Regional Transportation Authority Fund	-	-	20.0	20.0	-	-	-	-	20.0	-	20.0
Total	-	-	20.0	20.0	-	-	-	-	20.0	-	20.0

<p>Old Pueblo Trolley Museum Enhancements</p> <p>Description: Design and construct enhancements to the Old Pueblo Trolley Museum.</p> <p>[The private funds being used as a local match will come from the Old Pueblo Trolley association.]</p> <p>Justification: A Federal Transportation Enhancement Grant was received to provide a major portion of the funding for these improvements. Private funds are being used as local match and for expenditures not covered by this grant.</p>	<p>Project ID: S01K</p> <p>Start Date: 7/10</p> <p>End Date: 6/11</p> <p>Location: Ward 6</p>
--	---

Source of Funds:	Prior Year(s)	Proposed Fiscal Year 2011			Projected Requirements				Five Year Total	Future Years	Total Project
		Carry Forward	New Funding	Year 1 Total	Year 2 FY 2012	Year 3 FY 2013	Year 4 FY 2014	Year 5 FY 2015			
Federal Highway Administration Grants	-	-	500.0	500.0	-	-	-	-	500.0	-	500.0
Highway User Revenue Fund: In-Lieu Fees	-	-	100.0	100.0	-	-	-	-	100.0	-	100.0
Total	-	-	600.0	600.0	-	-	-	-	600.0	-	600.0

Transportation - Streets

(\$000)

<p>Park Avenue Transportation Enhancement</p> <p>Description: Construct various pedestrian and streetscape improvements along Park Avenue between Glenn Street and Speedway Boulevard.</p> <p>Justification: A Federal Transportation Enhancement Grant was awarded for this project, which will enhance pedestrian safety and enjoyment.</p>	<p>Project ID: S194 Start Date: 7/09 End Date: 6/11 Location: Ward 3</p>
--	---

Source of Funds:	Prior Year(s)	Proposed Fiscal Year 2011			Projected Requirements				Five Year Total	Future Years	Total Project
		Carry Forward	New Funding	Year 1 Total	Year 2 FY 2012	Year 3 FY 2013	Year 4 FY 2014	Year 5 FY 2015			
Federal Highway Administration Grants	-	499.0	-	499.0	-	-	-	-	499.0	-	499.0
Highway User Revenue Fund	3.0	-	30.0	30.0	-	-	-	-	30.0	-	33.0
Regional Transportation Authority Fund	14.0	-	1.0	1.0	-	-	-	-	1.0	-	15.0
Total	17.0	499.0	31.0	530.0	-	-	-	-	530.0	-	547.0

<p>Pavement Preservation, Package 1</p> <p>Description: Repave approximately 10 miles of arterial streets.</p> <p>Justification: American Reinvestment and Recovery Act funding has been allocated for this work, which will extend the life of the roadways and improve traffic flow and safety.</p>	<p>Project ID: S10P Start Date: 7/04 End Date: 12/10 Location: Wards 1, 4, and 5</p>
--	---

Source of Funds:	Prior Year(s)	Proposed Fiscal Year 2011			Projected Requirements				Five Year Total	Future Years	Total Project
		Carry Forward	New Funding	Year 1 Total	Year 2 FY 2012	Year 3 FY 2013	Year 4 FY 2014	Year 5 FY 2015			
Economic Stimulus Fund	5,000.0	1,000.0	-	1,000.0	-	-	-	-	1,000.0	-	6,000.0
Highway User Revenue Fund	72.4	-	-	-	-	-	-	-	-	-	72.4
Total	5,072.4	1,000.0	-	1,000.0	-	-	-	-	1,000.0	-	6,072.4

Transportation - Streets

(\$000)

Pavement Preservation, Package 2									Project ID: S10R		
Description: Repave approximately 20 miles of roadway.									Start Date: 7/10		
									End Date: 6/11		
									Location: Citywide		
Justification: American Reinvestment and Recovery Act funding has been allocated for this project, which will extend the life of the roadways and improve traffic flow and motorist safety.											
Source of Funds:	Prior Year(s)	Proposed Fiscal Year 2011			Projected Requirements				Five Year Total	Future Years	Total Project
		Carry Forward	New Funding	Year 1 Total	Year 2 FY 2012	Year 3 FY 2013	Year 4 FY 2014	Year 5 FY 2015			
Economic Stimulus Fund	-	-	10,900.1	10,900.1	-	-	-	-	10,900.1	-	10,900.1
Total	-	-	10,900.1	10,900.1	-	-	-	-	10,900.1	-	10,900.1

Pima Street Pedestrian Pathway Enhancements									Project ID: S01J		
Description: Design and construct pedestrian improvements along Pima Street between Alvernon Way and Columbus Boulevard.									Start Date: 7/10		
									End Date: 6/12		
									Location: Ward 6		
Justification: A federal Transportation Enhancement Grant was received for these improvements, which will improve pedestrian safety and enjoyment.											
Source of Funds:	Prior Year(s)	Proposed Fiscal Year 2011			Projected Requirements				Five Year Total	Future Years	Total Project
		Carry Forward	New Funding	Year 1 Total	Year 2 FY 2012	Year 3 FY 2013	Year 4 FY 2014	Year 5 FY 2015			
Federal Highway Administration Grants	-	-	-	-	434.0	-	-	-	434.0	-	434.0
Highway User Revenue Fund	-	-	30.0	30.0	26.0	-	-	-	56.0	-	56.0
Total	-	-	30.0	30.0	460.0	-	-	-	490.0	-	490.0

Transportation - Streets

(\$000)

<p>Rita Road Enhancements</p> <p>Description: Design and construct roadway capacity and alternate modes improvements, such as bicycle and pedestrian facilities, on the west side of Rita Road.</p> <p>[Funding for this project is pending an intergovernmental agreement with the Regional Transportation Authority.]</p> <p>Justification: These improvements will enhance the roadway along the frontage of the University of Arizona Science and Tech Park and promote the use of alternate modes of transportation.</p>	<p>Project ID: SR9A</p> <p>Start Date: 7/10</p> <p>End Date: 6/12</p> <p>Location: Ward 4</p>
--	---

Source of Funds:	Prior Year(s)	Proposed Fiscal Year 2011			Projected Requirements				Five Year Total	Future Years	Total Project
		Carry Forward	New Funding	Year 1 Total	Year 2 FY 2012	Year 3 FY 2013	Year 4 FY 2014	Year 5 FY 2015			
Capital Agreement Fund: PAG	-	-	30.0	30.0	-	-	-	-	30.0	-	30.0
Regional Transportation Authority Fund	-	-	-	-	1,800.0	-	-	-	1,800.0	-	1,800.0
Total	-	-	30.0	30.0	1,800.0	-	-	-	1,830.0	-	1,830.0

<p>Road Resurfacing, Restoration, & Rehabilitation</p> <p>Description: Resurface, restore, and rehabilitate pavements on eligible arterial and collector streets.</p> <p>Justification: These improvements will maintain safe roadway surfaces and structural integrity.</p>	<p>Project ID: S108</p> <p>Start Date: 7/10</p> <p>End Date: 6/13</p> <p>Location: Citywide</p>
---	---

Source of Funds:	Prior Year(s)	Proposed Fiscal Year 2011			Projected Requirements				Five Year Total	Future Years	Total Project
		Carry Forward	New Funding	Year 1 Total	Year 2 FY 2012	Year 3 FY 2013	Year 4 FY 2014	Year 5 FY 2015			
Capital Agreement Fund: PAG	-	-	-	-	-	225.0	-	-	225.0	-	225.0
Federal Highway Administration Grants	-	-	250.0	250.0	-	3,750.0	-	-	4,000.0	-	4,000.0
Highway User Revenue Fund	-	-	35.0	35.0	-	-	-	-	35.0	-	35.0
Total	-	-	285.0	285.0	-	3,975.0	-	-	4,260.0	-	4,260.0

Transportation - Streets

(\$000)

<p>Sam Hughes Elementary Safe-Routes-to-Schools</p> <p>Description: Design and construct pedestrian improvements around Sam Hughes Elementary School.</p> <p>Justification: These improvements will make it safe for students and their families to walk to school.</p>	<p>Project ID: SH14</p> <p>Start Date: 7/09</p> <p>End Date: 6/11</p> <p>Location: Ward 6</p>
--	---

Source of Funds:	Prior Year(s)	Proposed Fiscal Year 2011			Projected Requirements				Five Year Total	Future Years	Total Project
		Carry Forward	New Funding	Year 1 Total	Year 2 FY 2012	Year 3 FY 2013	Year 4 FY 2014	Year 5 FY 2015			
Regional Transportation Authority Fund	75.0	225.0	-	225.0	-	-	-	-	225.0	-	300.0
Total	75.0	225.0	-	225.0	-	-	-	-	225.0	-	300.0

<p>Sidewalk Improvements: DOJ Compliance</p> <p>Description: Construct sidewalk improvements to comply with the Americans with Disability Act (ADA) along the Swan Road: Camp Lowell to Speedway Boulevard segment.</p> <p>Justification: These improvements are needed to satisfy the requirements of the 2005 Department of Justice (DOJ) audit.</p>	<p>Project ID: S111</p> <p>Start Date: 7/06</p> <p>End Date: 6/11</p> <p>Location: Citywide</p>
---	---

Source of Funds:	Prior Year(s)	Proposed Fiscal Year 2011			Projected Requirements				Five Year Total	Future Years	Total Project
		Carry Forward	New Funding	Year 1 Total	Year 2 FY 2012	Year 3 FY 2013	Year 4 FY 2014	Year 5 FY 2015			
General Fund: Certificates of Participation	532.9	-	-	-	-	-	-	-	-	-	532.9
General Fund: Restricted Revenues	0.2	-	-	-	-	-	-	-	-	-	0.2
Highway User Revenue Fund	7.3	-	-	-	-	-	-	-	-	-	7.3
Regional Transportation Authority Fund	1,359.4	140.7	-	140.7	-	-	-	-	140.7	-	1,500.1
Total	1,899.8	140.7	-	140.7	-	-	-	-	140.7	-	2,040.5

Transportation - Streets

(\$000)

Silverbell: Ina to Grant Road

Description:

Design and construct improvements to this segment of Silverbell Road, widening the street to a four-lane divided roadway from Grant Road to Ina Road.

[This project's construction in future years is contingent upon \$14.4 million in non-RTA funding that has not yet been secured.]

Justification:

This project was approved as part of the May 2006 Regional Transportation Plan (RTA) and will improve the traffic-carrying capacity of Silverbell.

Project ID: SR6A

Start Date: 7/08

End Date: 6/18

Location: City and County

Source of Funds:	Prior Year(s)	Proposed Fiscal Year 2011			Projected Requirements				Five Year Total	Future Years	Total Project
		Carry Forward	New Funding	Year 1 Total	Year 2 FY 2012	Year 3 FY 2013	Year 4 FY 2014	Year 5 FY 2015			
Highway User Revenue Fund	0.9	-	-	-	-	-	-	-	-	-	0.9
Regional Transportation Authority Fund	1,437.6	-	2,083.0	2,083.0	8,580.0	7,250.0	773.0	11,000.0	29,686.0	11,529.4	42,653.0
Total	1,438.6	-	2,083.0	2,083.0	8,580.0	7,250.0	773.0	11,000.0	29,686.0	11,529.4	42,653.9

Speedway/Union Pacific Underpass

Description:

Replace the existing bridge structure for the Speedway Boulevard underpass at the Union Pacific Railroad crossing.

[This project is contingent upon securing federal earmark funds.]

Justification:

Replacement of the bridge structure will improve motorist safety.

Project ID: S190

Start Date: 7/09

End Date: 6/14

Location: Ward 1

Source of Funds:	Prior Year(s)	Proposed Fiscal Year 2011			Projected Requirements				Five Year Total	Future Years	Total Project
		Carry Forward	New Funding	Year 1 Total	Year 2 FY 2012	Year 3 FY 2013	Year 4 FY 2014	Year 5 FY 2015			
Federal Highway Administration Grants	-	600.0	-	600.0	1,000.0	1,000.0	7,465.0	-	10,065.0	-	10,065.0
Regional Transportation Authority Fund	-	100.0	-	100.0	50.0	50.0	50.0	-	250.0	-	250.0
Total	-	700.0	-	700.0	1,050.0	1,050.0	7,515.0	-	10,315.0	-	10,315.0

Transportation - Streets

(\$000)

<p>Speedway: Camino Seco to Houghton</p> <p>Description: Design and construct roadway improvement widening the roadway to four-lane arterial with bicycle lanes and sidewalks.</p> <p>Note: The use of impact fee funds as the local match for this RTA project is contingent upon an approved allocation by the Mayor and Council, and the availability of future revenues.</p> <p>Justification: This project was approved by Mayor and Council on August 6, 2007 for Regional Transportation Authority (RTA) funding and will improve traffic-carrying capacity and access to alternative modes of transportation.</p>	<p>Project ID: SR4A</p> <p>Start Date: 7/06</p> <p>End Date: 6/12</p> <p>Location: Ward 4</p>
--	---

Source of Funds:	Prior Year(s)	Proposed Fiscal Year 2011			Projected Requirements				Five Year Total	Future Years	Total Project
		Carry Forward	New Funding	Year 1 Total	Year 2 FY 2012	Year 3 FY 2013	Year 4 FY 2014	Year 5 FY 2015			
Highway User Revenue Fund	1.6	-	-	-	-	-	-	-	-	-	1.6
Highway User Revenue Fund: In-Lieu Fees	307.0	-	550.0	550.0	-	-	-	-	550.0	-	857.0
Regional Transportation Authority Fund	2,980.5	4,175.2	5,824.8	10,000.0	1,146.5	-	-	-	11,146.5	-	14,127.0
Road & Park Impact Fee Fund: East District	-	-	3,000.0	3,000.0	-	-	-	-	3,000.0	-	3,000.0
Total	3,289.1	4,175.2	9,374.8	13,550.0	1,146.5	-	-	-	14,696.5	-	17,985.6

<p>Starr Pass and Mission Intersection Improvements</p> <p>Description: Reconstruct the intersection to encourage northbound Mission Road traffic to exit at Starr Pass Boulevard.</p> <p>Justification: These modifications will reduce cut-through traffic that is using Mission Road. This project was approved by Mayor and Council on December 5, 2006 for Regional Transportation Authority funding.</p>	<p>Project ID: SN04</p> <p>Start Date: 12/06</p> <p>End Date: 6/11</p> <p>Location: Ward 1</p>
---	--

Source of Funds:	Prior Year(s)	Proposed Fiscal Year 2011			Projected Requirements				Five Year Total	Future Years	Total Project
		Carry Forward	New Funding	Year 1 Total	Year 2 FY 2012	Year 3 FY 2013	Year 4 FY 2014	Year 5 FY 2015			
Highway User Revenue Fund	1.4	-	-	-	-	-	-	-	-	-	1.4
Regional Transportation Authority Fund	1,573.8	-	3,076.2	3,076.2	-	-	-	-	3,076.2	-	4,650.0
Total	1,575.2	-	3,076.2	3,076.2	-	-	-	-	3,076.2	-	4,651.4

Transportation - Streets

(\$000)

Stone Ave: Drachman and Speedway Improvements

Description:

Design and construct gateway and intersection improvements along Stone Avenue, from Drachman to Speedway Boulevard.

[Full funding for this project is pending an intergovernmental agreement with the Regional Transportation Authority.]

Justification:

These improvements will enhance this northern gateway into downtown.

Project ID: S14W

Start Date: 7/00

End Date: 6/13

Location: Wards 1, 3, and 6

Source of Funds:	Prior Year(s)	Proposed Fiscal Year 2011			Projected Requirements				Five Year Total	Future Years	Total Project
		Carry Forward	New Funding	Year 1 Total	Year 2 FY 2012	Year 3 FY 2013	Year 4 FY 2014	Year 5 FY 2015			
1994 Street and Highway Revenue Bond Funds	569.8	-	-	-	-	-	-	-	-	-	569.8
Capital Agreement Fund: PAG	1,540.7	50.0	1,450.3	1,500.3	2,500.0	2,500.0	-	-	6,500.3	-	8,041.0
Regional Transportation Authority Fund	-	-	-	-	500.0	-	-	-	500.0	-	500.0
Total	2,110.5	50.0	1,450.3	1,500.3	3,000.0	2,500.0	-	-	7,000.3	-	9,110.8

Third Street and University Bicycle Boulevard

Description:

Design bicycle boulevard improvements along the Third Street/University Boulevard alignment.

[Funding for the project is pending an intergovernmental agreement with the Regional Transportation Authority.]

Justification:

Bicycle boulevards enhance the safety and convenience for commuter bicyclists, and encourage the use of alternate modes of transportation.

Project ID: SP05

Start Date: 7/10

End Date: 6/11

Location: Wards 1 and 6

Source of Funds:	Prior Year(s)	Proposed Fiscal Year 2011			Projected Requirements				Five Year Total	Future Years	Total Project
		Carry Forward	New Funding	Year 1 Total	Year 2 FY 2012	Year 3 FY 2013	Year 4 FY 2014	Year 5 FY 2015			
Regional Transportation Authority Fund	-	-	90.0	90.0	-	-	-	-	90.0	-	90.0
Total	-	-	90.0	90.0	-	-	-	-	90.0	-	90.0

Transportation - Streets

(\$000)

<p>Transit Bus Restoration</p> <p>Description: Restore and rehabilitate a donated, 1928 Twin Coach transit bus that served the people of Bisbee from 1928 to 1951. It is the oldest known Arizona transit bus.</p> <p>Justification: The rehabilitated transit bus will be used by the Old Pueblo Trolley Company to reinforce and complement the regional transportation system by providing better connections in the central city, a need recognized by the city's Transit Linkage Study. Funding is provided by a federal transportation enhancement grant.</p>	<p>Project ID: S020 Start Date: 7/04 End Date: 6/11 Location: Ward 6</p>
--	---

Source of Funds:	Prior Year(s)	Proposed Fiscal Year 2011			Projected Requirements				Five Year Total	Future Years	Total Project
		Carry Forward	New Funding	Year 1 Total	Year 2 FY 2012	Year 3 FY 2013	Year 4 FY 2014	Year 5 FY 2015			
Federal Highway Administration Grants	88.5	25.0	-	25.0	-	-	-	-	25.0	-	113.5
Highway User Revenue Fund	3.5	-	-	-	-	-	-	-	-	-	3.5
Total	92.0	25.0	-	25.0	-	-	-	-	25.0	-	117.0

<p>Treat Avenue Pedestrian Bridge</p> <p>Description: Design and construct walkway improvements to the existing pedestrian bridge at Treat Avenue and Arroyo Chico.</p> <p>Justification: These improvements are needed to comply with current Americans with Disabilities Act standards.</p>	<p>Project ID: S01F Start Date: 7/08 End Date: 6/11 Location: Ward 6</p>
--	---

Source of Funds:	Prior Year(s)	Proposed Fiscal Year 2011			Projected Requirements				Five Year Total	Future Years	Total Project
		Carry Forward	New Funding	Year 1 Total	Year 2 FY 2012	Year 3 FY 2013	Year 4 FY 2014	Year 5 FY 2015			
Federal Highway Administration Grants	26.0	140.0	-	140.0	-	-	-	-	140.0	-	166.0
Highway User Revenue Fund	-	-	5.0	5.0	-	-	-	-	5.0	-	5.0
Regional Transportation Authority Fund	18.0	-	-	-	-	-	-	-	-	-	18.0
Total	44.0	140.0	5.0	145.0	-	-	-	-	145.0	-	189.0

Transportation - Streets

(\$000)

										Project ID: S01G		
Tucson Blvd Multi-use Path Description: Design and construct an off-road multi-use path along Tucson Boulevard from Prince Road to the Rio Vista Natural Resource Park. Justification: These improvements will make access to the park safer for pedestrians and bicyclists.										Start Date: 7/09		
										End Date: 6/13		
										Location: Ward 5		
Source of Funds:	Prior Year(s)	Proposed Fiscal Year 2011			Projected Requirements				Five Year Total	Future Years	Total Project	
		Carry Forward	New Funding	Year 1 Total	Year 2 FY 2012	Year 3 FY 2013	Year 4 FY 2014	Year 5 FY 2015				
Federal Highway Administration Grants	50.2	44.3	115.7	160.0	200.0	200.0	-	-	560.0	-	610.2	
Highway User Revenue Fund	5.7	-	9.5	9.5	12.0	12.0	-	-	33.5	-	39.2	
Total	55.9	44.3	125.2	169.5	212.0	212.0	-	-	593.5	-	649.4	

										Project ID: S195		
Tyndall Avenue Enhancements Description: Design and construct bicycle and pedestrian improvements, including sidewalks, bicycle lanes, handicap ramps, and streetscape from 6th Street to University Boulevard. Justification: These improvements will support university revitalization efforts by providing a safe pedestrian-oriented area and improving traffic circulation.										Start Date: 7/05		
										End Date: 6/11		
										Location: Ward 6		
Source of Funds:	Prior Year(s)	Proposed Fiscal Year 2011			Projected Requirements				Five Year Total	Future Years	Total Project	
		Carry Forward	New Funding	Year 1 Total	Year 2 FY 2012	Year 3 FY 2013	Year 4 FY 2014	Year 5 FY 2015				
Federal Highway Administration Grants	97.9	52.1	800.0	852.1	-	-	-	-	852.1	-	950.0	
Highway User Revenue Fund	26.6	-	46.0	46.0	-	-	-	-	46.0	-	72.6	
Total	124.5	52.1	846.0	898.1	-	-	-	-	898.1	-	1,022.6	

Transportation - Streets

(\$000)

Union Pacific Railroad: Nogales Branch Safety

Description:

Design and construct various railroad crossing safety measures for existing at-grade crossings of the Union Pacific Railroad Nogales Branch at 17th, 18th, 19th, 20th, and 21st Streets.

[Project funding is pending an intergovernmental agreement with the Regional Transportation Authority.]

Justification:

These improvements will provide for safer railroad crossings.

Project ID: S151

Start Date: 7/11

End Date: 6/12

Location: Ward 5

Source of Funds:	Prior Year(s)	Proposed Fiscal Year 2011			Projected Requirements				Five Year Total	Future Years	Total Project
		Carry Forward	New Funding	Year 1 Total	Year 2 FY 2012	Year 3 FY 2013	Year 4 FY 2014	Year 5 FY 2015			
Regional Transportation Authority Fund	-	-	-	-	100.0	-	-	-	100.0	-	100.0
Total	-	-	-	-	100.0	-	-	-	100.0	-	100.0

Transportation - Traffic Signals

Five-Year Capital Improvement Program

(\$000)

Project Name / Fund	Prior Year(s)	Proposed Fiscal Year 2011			Projected Requirements				Five Year Total	Future Years	Total Project
		Carry Forward	New Funding	Year 1 Total	Year 2 FY 2012	Year 3 FY 2013	Year 4 FY 2014	Year 5 FY 2015			
Broadway and Old Spanish Trail Pelican Crossing											
Regional Transportation Authority Fund	-	-	30.0	30.0	270.0	-	-	-	300.0	-	300.0
	-	-	30.0	30.0	270.0	-	-	-	300.0	-	300.0
Communication System Improvements											
2000 Street and Highway Revenue Bond Funds	3.0	-	-	-	-	-	-	-	-	-	3.0
Federal Highway Administration Grants	-	-	500.0	500.0	-	-	-	-	500.0	-	500.0
Highway User Revenue Fund	-	-	30.0	30.0	-	-	-	-	30.0	-	30.0
Regional Transportation Authority Fund	-	120.0	381.0	501.0	352.0	352.0	-	-	1,205.0	-	1,205.0
	3.0	120.0	911.0	1,031.0	352.0	352.0	-	-	1,735.0	-	1,738.0
Harrison and Irvington Signalization											
Regional Transportation Authority Fund	-	-	250.0	250.0	-	-	-	-	250.0	-	250.0
	-	-	250.0	250.0	-	-	-	-	250.0	-	250.0
Hughes Access Road/Raytheon Traffic Signal											
General Fund: Restricted Revenues	50.0	-	300.0	300.0	-	-	-	-	300.0	-	350.0
	50.0	-	300.0	300.0	-	-	-	-	300.0	-	350.0
La Paloma Academy Pedestrian Traffic Signal											
Federal Highway Administration Grants	-	-	200.0	200.0	-	-	-	-	200.0	-	200.0
	-	-	200.0	200.0	-	-	-	-	200.0	-	200.0
Pedestrian Signal Improvements: RTA Funded											
Regional Transportation Authority Fund	1,450.0	800.0	450.0	1,250.0	550.0	200.0	-	-	2,000.0	-	3,450.0
	1,450.0	800.0	450.0	1,250.0	550.0	200.0	-	-	2,000.0	-	3,450.0
Regional Transportation Data Network											
Federal Highway Administration Grants	348.3	1,600.0	-	1,600.0	1,000.0	67.2	-	-	2,667.2	-	3,015.5
Highway User Revenue Fund	14.0	-	-	-	-	-	-	-	-	-	14.0
	362.3	1,600.0	-	1,600.0	1,000.0	67.2	-	-	2,667.2	-	3,029.5

Transportation - Traffic Signals

Five-Year Capital Improvement Program

(\$000)

Project Name / Fund	Prior Year(s)	Proposed Fiscal Year 2011			Projected Requirements				Five Year Total	Future Years	Total Project
		Carry Forward	New Funding	Year 1 Total	Year 2 FY 2012	Year 3 FY 2013	Year 4 FY 2014	Year 5 FY 2015			
Speedway and Sixth Avenue Signal Upgrades											
Regional Transportation Authority Fund	-	-	-	-	180.0	-	-	-	180.0	-	180.0
	-	-	-	-	180.0	-	-	-	180.0	-	180.0
Traffic Signal and Control Equipment, Phase I											
Federal Highway Administration Grants	28.3	396.7	-	396.7	-	-	-	-	396.7	-	425.0
Highway User Revenue Fund	6.7	24.0	-	24.0	-	-	-	-	24.0	-	30.7
	35.0	420.7	-	420.7	-	-	-	-	420.7	-	455.7
Program Area Total	1,900.3	2,940.7	2,141.0	5,081.7	2,352.0	619.2	-	-	8,052.9	-	9,953.2
Source of Funds Summary											
2000 Street and Highway Revenue Bond Funds	3.0	-	-	-	-	-	-	-	-	-	3.0
Federal Highway Administration Grants	376.6	1,996.7	700.0	2,696.7	1,000.0	67.2	-	-	3,763.9	-	4,140.5
General Fund: Restricted Revenues	50.0	-	300.0	300.0	-	-	-	-	300.0	-	350.0
Highway User Revenue Fund	20.7	24.0	30.0	54.0	-	-	-	-	54.0	-	74.7
Regional Transportation Authority Fund	1,450.0	920.0	1,111.0	2,031.0	1,352.0	552.0	-	-	3,935.0	-	5,385.0
Program Area Total	1,900.3	2,940.7	2,141.0	5,081.7	2,352.0	619.2	-	-	8,052.9	-	9,953.2

Transportation - Traffic Signals

(\$000)

<p>Broadway and Old Spanish Trail Pelican Crossing</p> <p>Description: Design and construct a pedestrian-activated pelican traffic signal at the intersection of Broadway Boulevard and Old Spanish Trail.</p> <p>[The Regional Transportation Authority has approved funding for this project; the IGA will be submitted in the coming months.]</p> <p>Justification: This improvement will enhance pedestrian safety and promote the use of alternate modes of transportation.</p>	<p>Project ID: SH18</p> <p>Start Date: 7/10</p> <p>End Date: 6/12</p> <p>Location: Ward 2</p>
---	---

Source of Funds:	Prior Year(s)	Proposed Fiscal Year 2011			Projected Requirements				Five Year Total	Future Years	Total Project
		Carry Forward	New Funding	Year 1 Total	Year 2 FY 2012	Year 3 FY 2013	Year 4 FY 2014	Year 5 FY 2015			
Regional Transportation Authority Fund	-	-	30.0	30.0	270.0	-	-	-	300.0	-	300.0
Total	-	-	30.0	30.0	270.0	-	-	-	300.0	-	300.0

<p>Communication System Improvements</p> <p>Description: Construct communications improvements to the Intelligent Transportation System, including the purchase of traffic signal communication network equipment, traffic monitoring cameras, traffic signal data transmission equipment, and regional signal monitoring.</p> <p>[Intergovernmental agreements are pending for some of the Regional Transportation Authority funding.]</p> <p>Justification: These improvements include several projects in the Transportation Improvement Program (TIP) for the development of a regionally-owned communications system. Traffic cameras will allow for the quick assessment of traffic conditions and accidents, supporting the coordination of traffic signals. The improvements will allow access for monitoring signals throughout the metropolitan area.</p>	<p>Project ID: S770</p> <p>Start Date: 7/06</p> <p>End Date: 6/13</p> <p>Location: Citywide</p>
--	---

Source of Funds:	Prior Year(s)	Proposed Fiscal Year 2011			Projected Requirements				Five Year Total	Future Years	Total Project
		Carry Forward	New Funding	Year 1 Total	Year 2 FY 2012	Year 3 FY 2013	Year 4 FY 2014	Year 5 FY 2015			
2000 Street and Highway Revenue Bond Funds	3.0	-	-	-	-	-	-	-	-	-	3.0
Federal Highway Administration Grants	-	-	500.0	500.0	-	-	-	-	500.0	-	500.0
Highway User Revenue Fund	-	-	30.0	30.0	-	-	-	-	30.0	-	30.0
Regional Transportation Authority Fund	-	120.0	381.0	501.0	352.0	352.0	-	-	1,205.0	-	1,205.0
Total	3.0	120.0	911.0	1,031.0	352.0	352.0	-	-	1,735.0	-	1,738.0

Transportation - Traffic Signals

(\$000)

<p>Harrison and Irvington Signalization</p> <p>Description: Design and construct a traffic signal at the intersection of Harrison and Irvington Roads.</p> <p>[An intergovernmental agreement is pending approval of the proposed FY 2011-15 Transportation Improvement Program.]</p> <p>Justification: This improvement will enhance motorist safety and reduce intersection congestion.</p>	<p>Project ID: SG11</p> <p>Start Date: 7/10</p> <p>End Date: 6/11</p> <p>Location: Ward 4</p>
--	---

Source of Funds:	Prior Year(s)	Proposed Fiscal Year 2011			Projected Requirements				Five Year Total	Future Years	Total Project
		Carry Forward	New Funding	Year 1 Total	Year 2 FY 2012	Year 3 FY 2013	Year 4 FY 2014	Year 5 FY 2015			
Regional Transportation Authority Fund	-	-	250.0	250.0	-	-	-	-	250.0	-	250.0
Total	-	-	250.0	250.0	-	-	-	-	250.0	-	250.0

<p>Hughes Access Road/Raytheon Traffic Signal</p> <p>Description: Design and construct a traffic signal on Hughes Access Road at the Raytheon facility's main entrance.</p> <p>Justification: This traffic signal is a condition of the annexation agreement between Raytheon and the City of Tucson.</p>	<p>Project ID: S824</p> <p>Start Date: 2/10</p> <p>End Date: 6/11</p> <p>Location: Ward 5</p>
--	---

Source of Funds:	Prior Year(s)	Proposed Fiscal Year 2011			Projected Requirements				Five Year Total	Future Years	Total Project
		Carry Forward	New Funding	Year 1 Total	Year 2 FY 2012	Year 3 FY 2013	Year 4 FY 2014	Year 5 FY 2015			
General Fund: Restricted Revenues	50.0	-	300.0	300.0	-	-	-	-	300.0	-	350.0
Total	50.0	-	300.0	300.0	-	-	-	-	300.0	-	350.0

Transportation - Traffic Signals

(\$000)

La Paloma Academy Pedestrian Traffic Signal										Project ID: SH17	
Description: Design and construct a pedestrian-activated traffic signal in the vicinity of La Paloma Academy, just east of Golf Links Road and Pantano Road.										Start Date: 1/10	
										End Date: 6/11	
										Location: Ward 4	
Justification: A federal Safe-Routes-to-School Grant has been received to fund these improvements, which will enhance pedestrian safety.											
Source of Funds:	Prior Year(s)	Proposed Fiscal Year 2011			Projected Requirements				Five Year Total	Future Years	Total Project
		Carry Forward	New Funding	Year 1 Total	Year 2 FY 2012	Year 3 FY 2013	Year 4 FY 2014	Year 5 FY 2015			
Federal Highway Administration Grants	-	-	200.0	200.0	-	-	-	-	200.0	-	200.0
Total	-	-	200.0	200.0	-	-	-	-	200.0	-	200.0

Pedestrian Signal Improvements: RTA Funded										Project ID: RTAPED_C	
Description: Design and construct HAWK (High intensity Activated crossWalk) pedestrian traffic signals.										Start Date: 7/08	
										End Date: 6/13	
										Location: Citywide	
Justification: These signals allow pedestrians to safely cross arterial roadways by stopping traffic.											
Source of Funds:	Prior Year(s)	Proposed Fiscal Year 2011			Projected Requirements				Five Year Total	Future Years	Total Project
		Carry Forward	New Funding	Year 1 Total	Year 2 FY 2012	Year 3 FY 2013	Year 4 FY 2014	Year 5 FY 2015			
Regional Transportation Authority Fund	1,450.0	800.0	450.0	1,250.0	550.0	200.0	-	-	2,000.0	-	3,450.0
Total	1,450.0	800.0	450.0	1,250.0	550.0	200.0	-	-	2,000.0	-	3,450.0

Transportation - Traffic Signals

(\$000)

<p>Regional Transportation Data Network</p> <p>Description: Plan, design, and construct a regionally-integrated data and communications network to be known as the Regional Transportation Data Network (RTDN). This project will determine the new infrastructure needed to improve regionwide data exchange.</p> <p>Justification: Establishment of the RTDN will facilitate the exchange of data and information between jurisdictions, improve traffic flow, and reduce future utility costs.</p>	<p>Project ID: S701 Start Date: 7/06 End Date: 6/13 Location: Citywide</p>
--	---

Source of Funds:	Prior Year(s)	Proposed Fiscal Year 2011			Projected Requirements				Five Year Total	Future Years	Total Project
		Carry Forward	New Funding	Year 1 Total	Year 2 FY 2012	Year 3 FY 2013	Year 4 FY 2014	Year 5 FY 2015			
Federal Highway Administration Grants	348.3	1,600.0	-	1,600.0	1,000.0	67.2	-	-	2,667.2	-	3,015.5
Highway User Revenue Fund	14.0	-	-	-	-	-	-	-	-	-	14.0
Total	362.3	1,600.0	-	1,600.0	1,000.0	67.2	-	-	2,667.2	-	3,029.5

<p>Speedway and Sixth Avenue Signal Upgrades</p> <p>Description: Upgrade the aged traffic signal system at Speedway and Sixth Avenue.</p> <p>[An intergovernmental agreement is pending approval of the proposed FY 2011-2015 Transportation Improvement Program.]</p> <p>Justification: This improvement will improve the reliability of the traffic signal, enhance motorist safety, and reduce potential intersection congestion.</p>	<p>Project ID: SG10 Start Date: 7/11 End Date: 6/12 Location: Ward 6</p>
---	---


Source of Funds:	Prior Year(s)	Proposed Fiscal Year 2011			Projected Requirements				Five Year Total	Future Years	Total Project
		Carry Forward	New Funding	Year 1 Total	Year 2 FY 2012	Year 3 FY 2013	Year 4 FY 2014	Year 5 FY 2015			
Regional Transportation Authority Fund	-	-	-	-	180.0	-	-	-	180.0	-	180.0
Total	-	-	-	-	180.0	-	-	-	180.0	-	180.0

Transportation - Traffic Signals

(\$000)

Traffic Signal and Control Equipment, Phase I Description: Install uninterruptible power systems (backup batteries) at critical locations to keep traffic signals operating during power failures. Justification: The backup batteries will improve traffic safety and reduce reliance on police officer traffic management.										Project ID: S85A Start Date: 7/08 End Date: 6/11 Location: Citywide	
Source of Funds:	Prior Year(s)	Proposed Fiscal Year 2011			Projected Requirements				Five Year Total	Future Years	Total Project
		Carry Forward	New Funding	Year 1 Total	Year 2 FY 2012	Year 3 FY 2013	Year 4 FY 2014	Year 5 FY 2015			
Federal Highway Administration Grants	28.3	396.7	-	396.7	-	-	-	-	396.7	-	425.0
Highway User Revenue Fund	6.7	24.0	-	24.0	-	-	-	-	24.0	-	30.7
Total	35.0	420.7	-	420.7	-	-	-	-	420.7	-	455.7

Water



Capital Improvement Program Department Statement

FY 2011 through FY 2015

Department: Tucson Water

Five-Year Total: \$ 290,965,000

Tucson Water's Capital Improvement Program (CIP) is a cornerstone in a long-term water supply plan for the community. This CIP will significantly assist in attaining safe yield in the Tucson basin, balancing groundwater pumping with natural replenishment of the aquifer. The five-year program reflects the city's leadership in water resource management through the prudent use of groundwater, Colorado River water, and reclaimed water. The recent completion of the Southern Avra Valley Storage and Recovery (SAVSARP) facility provides the capacity to recharge, and eventually recover, 60,000 acre-feet annually. Along with the Central Avra Valley Storage and Recharge Facility, the City will be able to recharge all of its annual CAP water allocation (144,172 acre-feet). Included in the Five-Year CIP is construction of the first phase of a transmission main connecting CAVSARP and SAVSARP. This pipeline will convey recovered, recharged Colorado River from the Southern Avra Valley Storage and Recovery Project basins to the Hayden-Udall Treatment Plant. In addition, this capital budget proposal reflects approximately \$22 million for necessary transmission and distribution main replacements.

The five-year capital program of \$291 million includes improvements to both the potable and reclaimed water systems. The program will be funded with a combination of water revenues, bond proceeds, and other debt funding. A new bond authorization will be needed in November 2011; proceeds from the new bond authorization will be used to fund a significant portion of this five-year program.

The Tucson Water CIP is divided into two program groups: Potable Water System and Reclaimed Water System. Improvements to both water systems will ensure that:

- potable and reclaimed customers are provided high quality water
- the water supply is reliable
- the safe yield and assured water supply requirements of the Arizona State Groundwater Management Act are met.

Potable Water System. These projects total \$270.5 million over the next five years. The focus of the potable system program is construction of Clearwater Projects needed to secure long term renewable water resources for the community. Approximately \$57 million in Clearwater Projects are included in this five-year program: reservoir and booster expansions, chemical feed improvements for disinfection and stability, and recovery mains and collector lines. Other projects included in the Five-Year Program will address improving storage capacity and pumping efficiency, and constructing new transmission and distribution mains.

Reclaimed Water System. These projects total \$20.5 million over the next five years. The funding will provide for improvements and expansion at the Roger Road and Sweetwater Reclaimed Facilities.

Tucson Water

Five-Year Capital Improvement Program

(\$000)

Program Area	Prior Year(s)	Proposed Fiscal Year 2011			Projected Requirements				Five Year Total	Future Years	Total Project
		Carry Forward	New Funding	Year 1 Total	Year 2 FY 2012	Year 3 FY 2013	Year 4 FY 2014	Year 5 FY 2015			
Tucson Water - Potable Water System	12,542.3	7,175.0	61,084.0	68,259.0	56,698.0	42,291.0	50,958.0	52,255.0	270,461.0	345,081.0	628,084.3
Tucson Water - Reclaimed Water System	2,423.5	825.0	1,520.0	2,345.0	4,845.0	10,535.0	1,778.0	1,001.0	20,504.0	8,246.0	31,173.5
Department Total	14,965.7	8,000.0	62,604.0	70,604.0	61,543.0	52,826.0	52,736.0	53,256.0	290,965.0	353,327.0	659,257.7

Source of Funds Summary											
1994 Water Revenue Bond Funds	23.8	-	-	-	-	-	-	-	-	-	23.8
2000 Water Revenue Bond Funds	995.8	-	-	-	-	-	-	-	-	-	995.8
2005 Water Revenue Bond Funds	5,579.8	300.0	-	300.0	-	-	-	-	300.0	-	5,879.8
2009 Water Revenue System Obligation Fund	5,988.0	7,700.0	600.0	8,300.0	-	-	-	-	8,300.0	-	14,288.0
2010 Water Revenue System Obligation Fund	-	-	47,653.0	47,653.0	-	-	-	-	47,653.0	-	47,653.0
Future Water Revenue Bonds	-	-	-	-	46,145.0	34,796.0	36,024.0	27,459.0	144,424.0	266,927.0	411,351.0
Tucson Water Revenue and Operations Fund	530.5	-	14,351.0	14,351.0	15,398.0	18,030.0	16,712.0	25,797.0	90,288.0	86,400.0	177,218.5
Water Infrastructure Reserve Fund	1,847.8	-	-	-	-	-	-	-	-	-	1,847.8
Department Total	14,965.7	8,000.0	62,604.0	70,604.0	61,543.0	52,826.0	52,736.0	53,256.0	290,965.0	353,327.0	659,257.7

Tucson Water - Potable Water System

Five-Year Capital Improvement Program

(\$000)

Program Area	Prior Year(s)	Proposed Fiscal Year 2011			Projected Requirements				Five Year Total	Future Years	Total Project
		Carry Forward	New Funding	Year 1 Total	Year 2 FY 2012	Year 3 FY 2013	Year 4 FY 2014	Year 5 FY 2015			
Tucson Water - Potable Source Development	335.2	600.0	4,510.0	5,110.0	5,610.0	5,235.0	6,340.0	3,678.0	25,973.0	19,825.0	46,133.2
Tucson Water - Potable Storage	289.9	155.0	9,080.0	9,235.0	9,078.0	416.0	1,038.0	11,550.0	31,317.0	15,508.0	47,114.9
Tucson Water - Potable Pumping Plant	3,191.0	460.0	360.0	820.0	316.0	478.0	439.0	1,276.0	3,329.0	6,373.0	12,893.0
Tucson Water - Potable Transmission	4,203.6	2,150.0	5,590.0	7,740.0	4,177.0	2,865.0	7,999.0	4,197.0	26,978.0	143,535.0	174,716.6
Tucson Water - Potable Distribution	690.8	2,835.0	14,472.0	17,307.0	15,387.0	15,359.0	17,808.0	13,321.0	79,182.0	69,441.0	149,313.8
Tucson Water - Potable New Services	-	-	4,010.0	4,010.0	4,090.0	4,170.0	4,291.0	3,861.0	20,422.0	20,814.0	41,236.0
Tucson Water - Potable General Plant	963.2	250.0	7,010.0	7,260.0	6,210.0	3,598.0	3,436.0	3,256.0	23,760.0	17,553.0	42,276.2
Tucson Water - Potable Treatment	1,732.0	400.0	5,775.0	6,175.0	2,040.0	-	-	2,200.0	10,415.0	-	12,147.0
Tucson Water - Potable Process Control	1,136.6	325.0	2,120.0	2,445.0	1,448.0	1,997.0	1,466.0	770.0	8,126.0	6,523.0	15,785.6
Tucson Water - Capitalized Expense	-	-	8,157.0	8,157.0	8,342.0	8,173.0	8,141.0	8,146.0	40,959.0	45,509.0	86,468.0
Program Total	12,542.3	7,175.0	61,084.0	68,259.0	56,698.0	42,291.0	50,958.0	52,255.0	270,461.0	345,081.0	628,084.3

Source of Funds Summary											
1994 Water Revenue Bond Funds	23.0	-	-	-	-	-	-	-	-	-	23.0
2000 Water Revenue Bond Funds	9.3	-	-	-	-	-	-	-	-	-	9.3
2005 Water Revenue Bond Funds	5,313.5	300.0	-	300.0	-	-	-	-	300.0	-	5,613.5
2009 Water Revenue System Obligation Fund	4,939.8	6,875.0	600.0	7,475.0	-	-	-	-	7,475.0	-	12,414.8
2010 Water Revenue System Obligation Fund	-	-	46,203.0	46,203.0	-	-	-	-	46,203.0	-	46,203.0
Future Water Revenue Bonds	-	-	-	-	41,371.0	24,334.0	34,364.0	26,579.0	126,648.0	259,334.0	385,982.0
Tucson Water Revenue and Operations Fund	424.8	-	14,281.0	14,281.0	15,327.0	17,957.0	16,594.0	25,676.0	89,835.0	85,747.0	176,006.8
Water Infrastructure Reserve Fund	1,831.9	-	-	-	-	-	-	-	-	-	1,831.9
Program Total	12,542.3	7,175.0	61,084.0	68,259.0	56,698.0	42,291.0	50,958.0	52,255.0	270,461.0	345,081.0	628,084.3

Tucson Water - Potable Source Development

Five-Year Capital Improvement Program

(\$000)

Project Name / Fund	Prior Year(s)	Proposed Fiscal Year 2011			Projected Requirements				Five Year Total	Future Years	Total Project
		Carry Forward	New Funding	Year 1 Total	Year 2 FY 2012	Year 3 FY 2013	Year 4 FY 2014	Year 5 FY 2015			
CAVSARP Well Pump Improvements											
2009 Water Revenue System Obligation Fund	-	-	600.0	600.0	-	-	-	-	600.0	-	600.0
Future Water Revenue Bonds	-	-	-	-	306.0	624.0	642.0	660.0	2,232.0	3,558.0	5,790.0
	-	-	600.0	600.0	306.0	624.0	642.0	660.0	2,832.0	3,558.0	6,390.0
Drill Production Wells											
Future Water Revenue Bonds	-	-	-	-	816.0	-	856.0	1,100.0	2,772.0	5,930.0	8,702.0
	-	-	-	-	816.0	-	856.0	1,100.0	2,772.0	5,930.0	8,702.0
Monitor Wells											
2000 Water Revenue Bond Funds	9.2	-	-	-	-	-	-	-	-	-	9.2
2005 Water Revenue Bond Funds	101.6	-	-	-	-	-	-	-	-	-	101.6
Future Water Revenue Bonds	-	-	-	-	-	321.0	-	-	321.0	-	321.0
Tucson Water Revenue and Operations Fund	224.4	-	-	-	-	-	-	-	-	-	224.4
	335.2	-	-	-	-	321.0	-	-	321.0	-	656.2
New Well Equipping											
2009 Water Revenue System Obligation Fund	-	600.0	-	600.0	-	-	-	-	600.0	-	600.0
2010 Water Revenue System Obligation Fund	-	-	2,700.0	2,700.0	-	-	-	-	2,700.0	-	2,700.0
Future Water Revenue Bonds	-	-	-	-	3,672.0	912.0	3,210.0	23.0	7,817.0	5,515.0	13,332.0
Tucson Water Revenue and Operations Fund	-	-	-	-	-	2,000.0	-	1,000.0	3,000.0	-	3,000.0
	-	600.0	2,700.0	3,300.0	3,672.0	2,912.0	3,210.0	1,023.0	14,117.0	5,515.0	19,632.0
Pressure Tank Replacement											
2010 Water Revenue System Obligation Fund	-	-	160.0	160.0	-	-	-	-	160.0	-	160.0
Future Water Revenue Bonds	-	-	-	-	255.0	260.0	482.0	495.0	1,492.0	2,669.0	4,161.0
	-	-	160.0	160.0	255.0	260.0	482.0	495.0	1,652.0	2,669.0	4,321.0
Production Well Sites											
2010 Water Revenue System Obligation Fund	-	-	50.0	50.0	-	-	-	-	50.0	-	50.0
Future Water Revenue Bonds	-	-	-	-	51.0	78.0	80.0	83.0	292.0	445.0	737.0
	-	-	50.0	50.0	51.0	78.0	80.0	83.0	342.0	445.0	787.0

Tucson Water - Potable Source Development

Five-Year Capital Improvement Program

(\$000)

Project Name / Fund	Prior Year(s)	Proposed Fiscal Year 2011			Projected Requirements				Five Year Total	Future Years	Total Project
		Carry Forward	New Funding	Year 1 Total	Year 2 FY 2012	Year 3 FY 2013	Year 4 FY 2014	Year 5 FY 2015			
Wellfield Upgrades											
2010 Water Revenue System Obligation Fund	-	-	1,000.0	1,000.0	-	-	-	-	1,000.0	-	1,000.0
Future Water Revenue Bonds	-	-	-	-	510.0	1,040.0	1,070.0	317.0	2,937.0	1,708.0	4,645.0
	-	-	1,000.0	1,000.0	510.0	1,040.0	1,070.0	317.0	3,937.0	1,708.0	5,645.0
Program Area Total	335.2	600.0	4,510.0	5,110.0	5,610.0	5,235.0	6,340.0	3,678.0	25,973.0	19,825.0	46,133.2

Source of Funds Summary											
2000 Water Revenue Bond Funds	9.2	-	-	-	-	-	-	-	-	-	9.2
2005 Water Revenue Bond Funds	101.6	-	-	-	-	-	-	-	-	-	101.6
2009 Water Revenue System Obligation Fund	-	600.0	600.0	1,200.0	-	-	-	-	1,200.0	-	1,200.0
2010 Water Revenue System Obligation Fund	-	-	3,910.0	3,910.0	-	-	-	-	3,910.0	-	3,910.0
Future Water Revenue Bonds	-	-	-	-	5,610.0	3,235.0	6,340.0	2,678.0	17,863.0	19,825.0	37,688.0
Tucson Water Revenue and Operations Fund	224.4	-	-	-	-	2,000.0	-	1,000.0	3,000.0	-	3,224.4
Program Area Total	335.2	600.0	4,510.0	5,110.0	5,610.0	5,235.0	6,340.0	3,678.0	25,973.0	19,825.0	46,133.2

Tucson Water - Potable Source Development

(\$000)

CAVSARP Well Pump Improvements

Description:
Upgrade existing line shafts on Central Avra Valley Storage and Recovery Project (CAVSARP) well pumps with product lubrication systems, and re-equip wells with new materials.

Justification:
Evaluating and upgrading wells will reduce maintenance and improve operating efficiency and reliability.

Project ID: W553
Start Date: Annual
End Date: Annual
Location: County

Source of Funds:	Prior Year(s)	Proposed Fiscal Year 2011			Projected Requirements				Five Year Total	Future Years	Total Project
		Carry Forward	New Funding	Year 1 Total	Year 2 FY 2012	Year 3 FY 2013	Year 4 FY 2014	Year 5 FY 2015			
2009 Water Revenue System Obligation Fund	-	-	600.0	600.0	-	-	-	-	600.0	-	600.0
Future Water Revenue Bonds	-	-	-	-	306.0	624.0	642.0	660.0	2,232.0	3,558.0	5,790.0
Total	-	-	600.0	600.0	306.0	624.0	642.0	660.0	2,832.0	3,558.0	6,390.0

Drill Production Wells

Description:
Design and drill water production wells. Project scope provides for the drilling of 7 additional Southern Avra Valley Storage and Recovery Project (SAVSARP) wells over the five year period. The estimated cost per well will range from \$325,000 to \$400,000, depending on the contract scope.

Justification:
New wells are needed to meet demand, to replace wells or supplement diminishing well capacities, and provide back-up system capacity.

Project ID: W101
Start Date: Annual
End Date: Annual
Location: City and County

Source of Funds:	Prior Year(s)	Proposed Fiscal Year 2011			Projected Requirements				Five Year Total	Future Years	Total Project
		Carry Forward	New Funding	Year 1 Total	Year 2 FY 2012	Year 3 FY 2013	Year 4 FY 2014	Year 5 FY 2015			
Future Water Revenue Bonds	-	-	-	-	816.0	-	856.0	1,100.0	2,772.0	5,930.0	8,702.0
Total	-	-	-	-	816.0	-	856.0	1,100.0	2,772.0	5,930.0	8,702.0

Tucson Water - Potable Source Development

(\$000)

<p>Monitor Wells</p> <p>Description: Acquire sites, design, and drill monitor wells.</p> <p>Justification: Monitor wells are needed for periodic sampling of the potable water supply and verification of groundwater table elevations.</p>	<p>Project ID: W703</p> <p>Start Date: 7/07</p> <p>End Date: 6/13</p> <p>Location: City and County</p>
--	--

Source of Funds:	Prior Year(s)	Proposed Fiscal Year 2011			Projected Requirements				Five Year Total	Future Years	Total Project
		Carry Forward	New Funding	Year 1 Total	Year 2 FY 2012	Year 3 FY 2013	Year 4 FY 2014	Year 5 FY 2015			
2000 Water Revenue Bond Funds	9.2	-	-	-	-	-	-	-	-	-	9.2
2005 Water Revenue Bond Funds	101.6	-	-	-	-	-	-	-	-	-	101.6
Future Water Revenue Bonds	-	-	-	-	-	321.0	-	-	321.0	-	321.0
Tucson Water Revenue and Operations Fund	224.4	-	-	-	-	-	-	-	-	-	224.4
Total	335.2	-	-	-	-	321.0	-	-	321.0	-	656.2

<p>New Well Equipping</p> <p>Description: Fiscal Year 2011 through Fiscal Year 2015 will be primarily dedicated to equipping Southern Avra Valley Storage and Recovery Project (SAVSARP) wells. The estimated cost per well is approximately \$450,000.</p> <p>Justification: Equipping of wells is necessary to put a newly drilled well into service thereby meeting customer demand.</p>	<p>Project ID: W035</p> <p>Start Date: Annual</p> <p>End Date: Annual</p> <p>Location: City and County</p>
--	--

Source of Funds:	Prior Year(s)	Proposed Fiscal Year 2011			Projected Requirements				Five Year Total	Future Years	Total Project
		Carry Forward	New Funding	Year 1 Total	Year 2 FY 2012	Year 3 FY 2013	Year 4 FY 2014	Year 5 FY 2015			
2009 Water Revenue System Obligation Fund	-	600.0	-	600.0	-	-	-	-	600.0	-	600.0
2010 Water Revenue System Obligation Fund	-	-	2,700.0	2,700.0	-	-	-	-	2,700.0	-	2,700.0
Future Water Revenue Bonds	-	-	-	-	3,672.0	912.0	3,210.0	23.0	7,817.0	5,515.0	13,332.0
Tucson Water Revenue and Operations Fund	-	-	-	-	-	2,000.0	-	1,000.0	3,000.0	-	3,000.0
Total	-	600.0	2,700.0	3,300.0	3,672.0	2,912.0	3,210.0	1,023.0	14,117.0	5,515.0	19,632.0

Tucson Water - Potable Source Development

(\$000)

Pressure Tank Replacement

Description:

Design and construct the replacement of pressure tanks at water wells and booster stations. As funds become available on an annual basis, uncertified tanks will be replaced and the remaining uncertified tanks prioritized.

Justification:

Safety requirements mandate tank replacement for those not meeting code or lacking certification from the American Society of Mechanical Engineers.

Project ID: W075

Start Date: Annual

End Date: Annual

Location: City and County

Source of Funds:	Prior Year(s)	Proposed Fiscal Year 2011			Projected Requirements				Five Year Total	Future Years	Total Project
		Carry Forward	New Funding	Year 1 Total	Year 2 FY 2012	Year 3 FY 2013	Year 4 FY 2014	Year 5 FY 2015			
2010 Water Revenue System Obligation Fund	-	-	160.0	160.0	-	-	-	-	160.0	-	160.0
Future Water Revenue Bonds	-	-	-	-	255.0	260.0	482.0	495.0	1,492.0	2,669.0	4,161.0
Total	-	-	160.0	160.0	255.0	260.0	482.0	495.0	1,652.0	2,669.0	4,321.0

Production Well Sites

Description:

Acquire property for new production well sites.

Justification:

Well sites are needed to meet future demand and to replace obsolete wells.

Project ID: W087

Start Date: Annual

End Date: Annual

Location: City and County

Source of Funds:	Prior Year(s)	Proposed Fiscal Year 2011			Projected Requirements				Five Year Total	Future Years	Total Project
		Carry Forward	New Funding	Year 1 Total	Year 2 FY 2012	Year 3 FY 2013	Year 4 FY 2014	Year 5 FY 2015			
2010 Water Revenue System Obligation Fund	-	-	50.0	50.0	-	-	-	-	50.0	-	50.0
Future Water Revenue Bonds	-	-	-	-	51.0	78.0	80.0	83.0	292.0	445.0	737.0
Total	-	-	50.0	50.0	51.0	78.0	80.0	83.0	342.0	445.0	787.0

Tucson Water - Potable Source Development

(\$000)

Wellfield Upgrades

Description:

Upgrade obsolete pumps and electric motors at water wells.

Justification:

Upgrades to wells are necessary to maximize their production capacity, and minimize repair and maintenance costs.

Project ID: W077

Start Date: Annual

End Date: Annual

Location: City and County

Source of Funds:	Prior Year(s)	Proposed Fiscal Year 2011			Projected Requirements				Five Year Total	Future Years	Total Project
		Carry Forward	New Funding	Year 1 Total	Year 2 FY 2012	Year 3 FY 2013	Year 4 FY 2014	Year 5 FY 2015			
2010 Water Revenue System Obligation Fund	-	-	1,000.0	1,000.0	-	-	-	-	1,000.0	-	1,000.0
Future Water Revenue Bonds	-	-	-	-	510.0	1,040.0	1,070.0	317.0	2,937.0	1,708.0	4,645.0
Total	-	-	1,000.0	1,000.0	510.0	1,040.0	1,070.0	317.0	3,937.0	1,708.0	5,645.0

Tucson Water - Potable Storage

Five-Year Capital Improvement Program

(\$000)

Project Name / Fund	Prior Year(s)	Proposed Fiscal Year 2011			Projected Requirements				Five Year Total	Future Years	Total Project
		Carry Forward	New Funding	Year 1 Total	Year 2 FY 2012	Year 3 FY 2013	Year 4 FY 2014	Year 5 FY 2015			
Avra Valley Augmentation-Irvington Reservoir											
2009 Water Revenue System Obligation Fund	200.0	-	-	-	-	-	-	-	-	-	200.0
2010 Water Revenue System Obligation Fund	-	-	1,800.0	1,800.0	-	-	-	-	1,800.0	-	1,800.0
Future Water Revenue Bonds	-	-	-	-	-	-	535.0	4,000.0	4,535.0	-	4,535.0
Tucson Water Revenue and Operations Fund	-	-	-	-	-	-	-	7,000.0	7,000.0	11,300.0	18,300.0
	200.0	-	1,800.0	1,800.0	-	-	535.0	11,000.0	13,335.0	11,300.0	24,835.0
Devine Reservoir Modifications											
2009 Water Revenue System Obligation Fund	-	25.0	-	25.0	-	-	-	-	25.0	-	25.0
2010 Water Revenue System Obligation Fund	-	-	225.0	225.0	-	-	-	-	225.0	-	225.0
	-	25.0	225.0	250.0	-	-	-	-	250.0	-	250.0
Disinfection Equipment Upgrades											
2009 Water Revenue System Obligation Fund	-	30.0	-	30.0	-	-	-	-	30.0	-	30.0
2010 Water Revenue System Obligation Fund	-	-	300.0	300.0	-	-	-	-	300.0	-	300.0
Future Water Revenue Bonds	-	-	-	-	51.0	52.0	128.0	132.0	363.0	712.0	1,075.0
	-	30.0	300.0	330.0	51.0	52.0	128.0	132.0	693.0	712.0	1,405.0
Martin Reservoir - Liner Replacement											
2005 Water Revenue Bond Funds	18.5	-	-	-	-	-	-	-	-	-	18.5
2009 Water Revenue System Obligation Fund	17.0	-	-	-	-	-	-	-	-	-	17.0
2010 Water Revenue System Obligation Fund	-	-	655.0	655.0	-	-	-	-	655.0	-	655.0
	35.5	-	655.0	655.0	-	-	-	-	655.0	-	690.5
Rauscher Reservoir Liner											
Future Water Revenue Bonds	-	-	-	-	-	-	-	22.0	22.0	742.0	764.0
	-	-	-	-	-	-	-	22.0	22.0	742.0	764.0

Tucson Water - Potable Storage

Five-Year Capital Improvement Program

(\$000)

Project Name / Fund	Prior Year(s)	Proposed Fiscal Year 2011			Projected Requirements				Five Year Total	Future Years	Total Project
		Carry Forward	New Funding	Year 1 Total	Year 2 FY 2012	Year 3 FY 2013	Year 4 FY 2014	Year 5 FY 2015			
Reservoir and Tank Rehabilitation											
2009 Water Revenue System Obligation Fund	-	100.0	-	100.0	-	-	-	-	100.0	-	100.0
2010 Water Revenue System Obligation Fund	-	-	350.0	350.0	-	-	-	-	350.0	-	350.0
Future Water Revenue Bonds	-	-	-	-	357.0	364.0	375.0	385.0	1,481.0	2,076.0	3,557.0
	-	100.0	350.0	450.0	357.0	364.0	375.0	385.0	1,931.0	2,076.0	4,007.0
Southern Avra Valley Reservoir & Booster Station											
2000 Water Revenue Bond Funds	0.1	-	-	-	-	-	-	-	-	-	0.1
2005 Water Revenue Bond Funds	36.0	-	-	-	-	-	-	-	-	-	36.0
2009 Water Revenue System Obligation Fund	15.0	-	-	-	-	-	-	-	-	-	15.0
2010 Water Revenue System Obligation Fund	-	-	5,750.0	5,750.0	-	-	-	-	5,750.0	-	5,750.0
Future Water Revenue Bonds	-	-	-	-	8,670.0	-	-	-	8,670.0	-	8,670.0
Tucson Water Revenue and Operations Fund	0.6	-	-	-	-	-	-	-	-	-	0.6
	51.7	-	5,750.0	5,750.0	8,670.0	-	-	-	14,420.0	-	14,471.7
Valley View Reservoir Liner											
Future Water Revenue Bonds	-	-	-	-	-	-	-	11.0	11.0	678.0	689.0
Water Infrastructure Reserve Fund	2.6	-	-	-	-	-	-	-	-	-	2.6
	2.6	-	-	-	-	-	-	11.0	11.0	678.0	691.6
Program Area Total	289.9	155.0	9,080.0	9,235.0	9,078.0	416.0	1,038.0	11,550.0	31,317.0	15,508.0	47,114.9

Source of Funds Summary											
2000 Water Revenue Bond Funds	0.1	-	-	-	-	-	-	-	-	-	0.1
2005 Water Revenue Bond Funds	54.6	-	-	-	-	-	-	-	-	-	54.6
2009 Water Revenue System Obligation Fund	232.0	155.0	-	155.0	-	-	-	-	155.0	-	387.0
2010 Water Revenue System Obligation Fund	-	-	9,080.0	9,080.0	-	-	-	-	9,080.0	-	9,080.0
Future Water Revenue Bonds	-	-	-	-	9,078.0	416.0	1,038.0	4,550.0	15,082.0	4,208.0	19,290.0
Tucson Water Revenue and Operations Fund	0.6	-	-	-	-	-	-	7,000.0	7,000.0	11,300.0	18,300.6
Water Infrastructure Reserve Fund	2.6	-	-	-	-	-	-	-	-	-	2.6
Program Area Total	289.9	155.0	9,080.0	9,235.0	9,078.0	416.0	1,038.0	11,550.0	31,317.0	15,508.0	47,114.9

Tucson Water - Potable Storage

(\$000)

<p>Avra Valley Augmentation-Irvington Reservoir</p> <p>Description: Acquire a site, design, and construct a reservoir (desired capacity of 30 million gallons,) to be served by the new Avra Valley Transmission Main Augmentation Project (W410). Site acquisition is scheduled in Fiscal Year 2011, followed by design in Fiscal Year 2014 and construction in Fiscal Years 2015 and 2016.</p> <p>Justification: This project will provide additional needed potable water storage and system reliability.</p>	<p>Project ID: W570</p> <p>Start Date: 7/09</p> <p>End Date: 6/16</p> <p>Location: County</p>
---	---

Source of Funds:	Prior Year(s)	Proposed Fiscal Year 2011			Projected Requirements				Five Year Total	Future Years	Total Project
		Carry Forward	New Funding	Year 1 Total	Year 2 FY 2012	Year 3 FY 2013	Year 4 FY 2014	Year 5 FY 2015			
2009 Water Revenue System Obligation Fund	200.0	-	-	-	-	-	-	-	-	-	200.0
2010 Water Revenue System Obligation Fund	-	-	1,800.0	1,800.0	-	-	-	-	1,800.0	-	1,800.0
Future Water Revenue Bonds	-	-	-	-	-	-	535.0	4,000.0	4,535.0	-	4,535.0
Tucson Water Revenue and Operations Fund	-	-	-	-	-	-	-	7,000.0	7,000.0	11,300.0	18,300.0
Total	200.0	-	1,800.0	1,800.0	-	-	535.0	11,000.0	13,335.0	11,300.0	24,835.0

<p>Devine Reservoir Modifications</p> <p>Description: Upgrade the inlet piping at the Devine Reservoir. Construction will be completed in Fiscal Year 2011.</p> <p>Justification: This project is needed to make efficient use of the existing separate reservoir inlet and outlet piping, and to prevent damage to the reservoir side slope and lining.</p>	<p>Project ID: W755</p> <p>Start Date: 07/10</p> <p>End Date: 06/11</p> <p>Location: County</p>
---	---

Source of Funds:	Prior Year(s)	Proposed Fiscal Year 2011			Projected Requirements				Five Year Total	Future Years	Total Project
		Carry Forward	New Funding	Year 1 Total	Year 2 FY 2012	Year 3 FY 2013	Year 4 FY 2014	Year 5 FY 2015			
2009 Water Revenue System Obligation Fund	-	25.0	-	25.0	-	-	-	-	25.0	-	25.0
2010 Water Revenue System Obligation Fund	-	-	225.0	225.0	-	-	-	-	225.0	-	225.0
Total	-	25.0	225.0	250.0	-	-	-	-	250.0	-	250.0

Tucson Water - Potable Storage

(\$000)

Disinfection Equipment Upgrades

Description:
Upgrade disinfection equipment at reservoirs and wells.

Justification:
As disinfection equipment becomes deteriorated or obsolete, it must be replaced to ensure operational reliability and maintain water quality.

Project ID: W221
Start Date: Annual
End Date: Annual
Location: City and County

Source of Funds:	Prior Year(s)	Proposed Fiscal Year 2011			Projected Requirements				Five Year Total	Future Years	Total Project
		Carry Forward	New Funding	Year 1 Total	Year 2 FY 2012	Year 3 FY 2013	Year 4 FY 2014	Year 5 FY 2015			
2009 Water Revenue System Obligation Fund	-	30.0	-	30.0	-	-	-	-	30.0	-	30.0
2010 Water Revenue System Obligation Fund	-	-	300.0	300.0	-	-	-	-	300.0	-	300.0
Future Water Revenue Bonds	-	-	-	-	51.0	52.0	128.0	132.0	363.0	712.0	1,075.0
Total	-	30.0	300.0	330.0	51.0	52.0	128.0	132.0	693.0	712.0	1,405.0

Martin Reservoir - Liner Replacement

Description:
Design and construct a new liner for the Martin Reservoir to replace the existing butyl rubber liner.

Justification:
The existing liner will reach its 25-year life expectancy in Fiscal Year 2011 and will need to be replaced.

Project ID: W579
Start Date: 7/09
End Date: 6/11
Location: Ward 5

Source of Funds:	Prior Year(s)	Proposed Fiscal Year 2011			Projected Requirements				Five Year Total	Future Years	Total Project
		Carry Forward	New Funding	Year 1 Total	Year 2 FY 2012	Year 3 FY 2013	Year 4 FY 2014	Year 5 FY 2015			
2005 Water Revenue Bond Funds	18.5	-	-	-	-	-	-	-	-	-	18.5
2009 Water Revenue System Obligation Fund	17.0	-	-	-	-	-	-	-	-	-	17.0
2010 Water Revenue System Obligation Fund	-	-	655.0	655.0	-	-	-	-	655.0	-	655.0
Total	35.5	-	655.0	655.0	-	-	-	-	655.0	-	690.5

Tucson Water - Potable Storage

(\$000)

<p>Rauscher Reservoir Liner</p> <p>Description: Design and construct a new liner for Rauscher Reservoir to replace the existing liner. Design will begin in Fiscal Year 2015 with construction following in Fiscal Year 2016.</p> <p>Justification: The current liner is nearing the end of its useful life. This project is needed to ensure a reliable water supply and minimize water loss.</p>	<p>Project ID: W653</p> <p>Start Date: 7/14</p> <p>End Date: 6/16</p> <p>Location: Ward 4</p>
---	---

Source of Funds:	Prior Year(s)	Proposed Fiscal Year 2011			Projected Requirements				Five Year Total	Future Years	Total Project
		Carry Forward	New Funding	Year 1 Total	Year 2 FY 2012	Year 3 FY 2013	Year 4 FY 2014	Year 5 FY 2015			
Future Water Revenue Bonds	-	-	-	-	-	-	-	22.0	22.0	742.0	764.0
Total	-	-	-	-	-	-	-	22.0	22.0	742.0	764.0

<p>Reservoir and Tank Rehabilitation</p> <p>Description: Assess and upgrade 29 steel storage tanks and 27 concrete reservoirs as needed.</p> <p>Justification: This project will make a systematic assessment and improve the condition, and extend the useful life of reservoirs and storage tanks in the system.</p>	<p>Project ID: W736</p> <p>Start Date: Annual</p> <p>End Date: Annual</p> <p>Location: City and County</p>
---	--

Source of Funds:	Prior Year(s)	Proposed Fiscal Year 2011			Projected Requirements				Five Year Total	Future Years	Total Project
		Carry Forward	New Funding	Year 1 Total	Year 2 FY 2012	Year 3 FY 2013	Year 4 FY 2014	Year 5 FY 2015			
2009 Water Revenue System Obligation Fund	-	100.0	-	100.0	-	-	-	-	100.0	-	100.0
2010 Water Revenue System Obligation Fund	-	-	350.0	350.0	-	-	-	-	350.0	-	350.0
Future Water Revenue Bonds	-	-	-	-	357.0	364.0	375.0	385.0	1,481.0	2,076.0	3,557.0
Total	-	100.0	350.0	450.0	357.0	364.0	375.0	385.0	1,931.0	2,076.0	4,007.0

Tucson Water - Potable Storage

(\$000)

Southern Avra Valley Reservoir & Booster Station

Description:

Design and construct an 8.5 million gallon forebay reservoir and a 33 million gallons-per-day booster in Southern Avra Valley. Construction is scheduled in Fiscal Years 2011 and 2012.

Project ID: W442

Start Date: 7/04

End Date: 6/12

Location: City and County

Justification:

This project makes recovered Colorado River water from Southern Avra Valley Storage and Recovery Project (SAVSARP) available for blending into the distribution system.

Source of Funds:	Prior Year(s)	Proposed Fiscal Year 2011			Projected Requirements				Five Year Total	Future Years	Total Project
		Carry Forward	New Funding	Year 1 Total	Year 2 FY 2012	Year 3 FY 2013	Year 4 FY 2014	Year 5 FY 2015			
2000 Water Revenue Bond Funds	0.1	-	-	-	-	-	-	-	-	-	0.1
2005 Water Revenue Bond Funds	36.0	-	-	-	-	-	-	-	-	-	36.0
2009 Water Revenue System Obligation Fund	15.0	-	-	-	-	-	-	-	-	-	15.0
2010 Water Revenue System Obligation Fund	-	-	5,750.0	5,750.0	-	-	-	-	5,750.0	-	5,750.0
Future Water Revenue Bonds	-	-	-	-	8,670.0	-	-	-	8,670.0	-	8,670.0
Tucson Water Revenue and Operations Fund	0.6	-	-	-	-	-	-	-	-	-	0.6
Total	51.7	-	5,750.0	5,750.0	8,670.0	-	-	-	14,420.0	-	14,471.7

Valley View Reservoir Liner

Description:

Design and construct a new liner for the Valley View Reservoir. Construction will be completed in Fiscal Year 2016.

Project ID: W654

Start Date: 7/07

End Date: 6/16

Location: County

Justification:

The current liner will soon reach the end of its 25-year life expectancy and will need to be replaced. This project is needed to ensure a reliable supply of water and minimize water loss.

Source of Funds:	Prior Year(s)	Proposed Fiscal Year 2011			Projected Requirements				Five Year Total	Future Years	Total Project
		Carry Forward	New Funding	Year 1 Total	Year 2 FY 2012	Year 3 FY 2013	Year 4 FY 2014	Year 5 FY 2015			
Future Water Revenue Bonds	-	-	-	-	-	-	-	11.0	11.0	678.0	689.0
Water Infrastructure Reserve Fund	2.6	-	-	-	-	-	-	-	-	-	2.6
Total	2.6	-	-	-	-	-	-	11.0	11.0	678.0	691.6

Tucson Water - Potable Pumping Plant

Five-Year Capital Improvement Program

(\$000)

Project Name / Fund	Prior Year(s)	Proposed Fiscal Year 2011			Projected Requirements				Five Year Total	Future Years	Total Project
		Carry Forward	New Funding	Year 1 Total	Year 2 FY 2012	Year 3 FY 2013	Year 4 FY 2014	Year 5 FY 2015			
Avra Valley D-Zone Pressure Regulating Valves											
Future Water Revenue Bonds	-	-	-	-	-	156.0	107.0	660.0	923.0	1,145.0	2,068.0
	-	-	-	-	-	156.0	107.0	660.0	923.0	1,145.0	2,068.0
CAVSARP Booster Expansion											
2005 Water Revenue Bond Funds	2,674.4	300.0	-	300.0	-	-	-	-	300.0	-	2,974.4
2009 Water Revenue System Obligation Fund	115.0	-	-	-	-	-	-	-	-	-	115.0
Tucson Water Revenue and Operations Fund	15.4	-	-	-	-	-	-	-	-	-	15.4
	2,804.8	300.0	-	300.0	-	-	-	-	300.0	-	3,104.8
CAVSARP/BKW Farms Raw Water Booster											
Future Water Revenue Bonds	-	-	-	-	-	-	-	275.0	275.0	3,390.0	3,665.0
	-	-	-	-	-	-	-	275.0	275.0	3,390.0	3,665.0
I-1 Well and Booster Modifications											
1994 Water Revenue Bond Funds	23.0	-	-	-	-	-	-	-	-	-	23.0
2005 Water Revenue Bond Funds	53.6	-	-	-	-	-	-	-	-	-	53.6
2009 Water Revenue System Obligation Fund	40.0	160.0	-	160.0	-	-	-	-	160.0	-	200.0
Tucson Water Revenue and Operations Fund	19.6	-	-	-	-	-	-	-	-	-	19.6
	136.2	160.0	-	160.0	-	-	-	-	160.0	-	296.2
Pumping Facility Modifications											
2010 Water Revenue System Obligation Fund	-	-	310.0	310.0	-	-	-	-	310.0	-	310.0
Future Water Revenue Bonds	-	-	-	-	316.0	322.0	332.0	341.0	1,311.0	1,838.0	3,149.0
	-	-	310.0	310.0	316.0	322.0	332.0	341.0	1,621.0	1,838.0	3,459.0

Tucson Water - Potable Pumping Plant

Five-Year Capital Improvement Program

(\$000)

Project Name / Fund	Prior Year(s)	Proposed Fiscal Year 2011			Projected Requirements				Five Year Total	Future Years	Total Project
		Carry Forward	New Funding	Year 1 Total	Year 2 FY 2012	Year 3 FY 2013	Year 4 FY 2014	Year 5 FY 2015			
Ruthrauff La Cholla Z-A-Zone Booster & PRV Sta.											
2009 Water Revenue System Obligation Fund	250.0	-	-	-	-	-	-	-	-	-	250.0
2010 Water Revenue System Obligation Fund	-	-	50.0	50.0	-	-	-	-	50.0	-	50.0
	<u>250.0</u>	<u>-</u>	<u>50.0</u>	<u>50.0</u>	<u>-</u>	<u>-</u>	<u>-</u>	<u>-</u>	<u>50.0</u>	<u>-</u>	<u>300.0</u>
Program Area Total	3,191.0	460.0	360.0	820.0	316.0	478.0	439.0	1,276.0	3,329.0	6,373.0	12,893.0

Source of Funds Summary											
1994 Water Revenue Bond Funds	23.0	-	-	-	-	-	-	-	-	-	23.0
2005 Water Revenue Bond Funds	2,728.0	300.0	-	300.0	-	-	-	-	300.0	-	3,028.0
2009 Water Revenue System Obligation Fund	405.0	160.0	-	160.0	-	-	-	-	160.0	-	565.0
2010 Water Revenue System Obligation Fund	-	-	360.0	360.0	-	-	-	-	360.0	-	360.0
Future Water Revenue Bonds	-	-	-	-	316.0	478.0	439.0	1,276.0	2,509.0	6,373.0	8,882.0
Tucson Water Revenue and Operations Fund	35.0	-	-	-	-	-	-	-	-	-	35.0
Program Area Total	3,191.0	460.0	360.0	820.0	316.0	478.0	439.0	1,276.0	3,329.0	6,373.0	12,893.0

Tucson Water - Potable Pumping Plant

(\$000)

Avra Valley D-Zone Pressure Regulating Valves

Description:

Design and construct four pressure regulating valve stations, metering, and control devices on the Avra Valley Augmentation Transmission Main (W410), the 24-inch Santa Cruz River, the 48-inch Park Avenue, and the 48-inch Alvernon Way/Valencia Road C-Zone Transmission Mains. The design will be completed in Fiscal Year 2014 with construction completed in Fiscal Year 2017.

Justification:

Water will be moved from the Avra Valley Augmentation Transmission Main at D-Zone pressure levels into A1, B1, and C1-Zones, which will improve reliability. The C1-Zone pressure regulating valve will provide additional water supply to the water system in the southeast service area.

Project ID: W527

Start Date: 7/12

End Date: 6/17

Location: City and County

Source of Funds:	Prior Year(s)	Proposed Fiscal Year 2011			Projected Requirements				Five Year Total	Future Years	Total Project
		Carry Forward	New Funding	Year 1 Total	Year 2 FY 2012	Year 3 FY 2013	Year 4 FY 2014	Year 5 FY 2015			
Future Water Revenue Bonds	-	-	-	-	-	156.0	107.0	660.0	923.0	1,145.0	2,068.0
Total	-	-	-	-	-	156.0	107.0	660.0	923.0	1,145.0	2,068.0

CAVSARP Booster Expansion

Description:

Design and construct upgrades to expand the existing Central Avra Valley Storage and Recovery Project (CAVSARP) Booster Station from the current 60 million gallons-per-day (MGD) capacity to approximately 70 MGD.

Justification:

This project will increase the capability to move recovered Colorado River water into the Tucson Water distribution system from the CAVSARP in Avra Valley.

Project ID: W571

Start Date: 7/06

End Date: 8/10

Location: County

Source of Funds:	Prior Year(s)	Proposed Fiscal Year 2011			Projected Requirements				Five Year Total	Future Years	Total Project
		Carry Forward	New Funding	Year 1 Total	Year 2 FY 2012	Year 3 FY 2013	Year 4 FY 2014	Year 5 FY 2015			
2005 Water Revenue Bond Funds	2,674.4	300.0	-	300.0	-	-	-	-	300.0	-	2,974.4
2009 Water Revenue System Obligation Fund	115.0	-	-	-	-	-	-	-	-	-	115.0
Tucson Water Revenue and Operations Fund	15.4	-	-	-	-	-	-	-	-	-	15.4
Total	2,804.8	300.0	-	300.0	-	-	-	-	300.0	-	3,104.8

Tucson Water - Potable Pumping Plant

(\$000)

<p>CAVSARP/BKW Farms Raw Water Booster</p> <p>Description: Replace the existing natural-gas-driven booster station owned by the BKW Farms with a larger electric-driven booster station. The new electric-driven booster will be owned by Tucson Water and bring additional Colorado River water to recharge basins at Central Avra Valley Storage and Recovery Project (CAVSARP). The design phase is scheduled in Fiscal Year 2015, followed by construction in Fiscal Year 2016.</p> <p>Justification: This project will increase the CAVSARP facility's recharge capacity and enable full utilization of Colorado River water.</p>	<p>Project ID: W574</p> <p>Start Date: 7/14</p> <p>End Date: 6/16</p> <p>Location: County</p>
---	---

Source of Funds:	Prior Year(s)	Proposed Fiscal Year 2011			Projected Requirements				Five Year Total	Future Years	Total Project
		Carry Forward	New Funding	Year 1 Total	Year 2 FY 2012	Year 3 FY 2013	Year 4 FY 2014	Year 5 FY 2015			
Future Water Revenue Bonds	-	-	-	-	-	-	-	275.0	275.0	3,390.0	3,665.0
Total	-	-	-	-	-	-	-	275.0	275.0	3,390.0	3,665.0

<p>I-1 Well and Booster Modifications</p> <p>Description: Design and construct modifications to upgrade electrical equipment, pumps, instrumentation, piping, and safety features.</p> <p>Justification: These modifications will improve well and booster station operation and increase production capacity.</p>	<p>Project ID: W158</p> <p>Start Date: 7/04</p> <p>End Date: 10/10</p> <p>Location: County</p>
---	--

Source of Funds:	Prior Year(s)	Proposed Fiscal Year 2011			Projected Requirements				Five Year Total	Future Years	Total Project
		Carry Forward	New Funding	Year 1 Total	Year 2 FY 2012	Year 3 FY 2013	Year 4 FY 2014	Year 5 FY 2015			
1994 Water Revenue Bond Funds	23.0	-	-	-	-	-	-	-	-	-	23.0
2005 Water Revenue Bond Funds	53.6	-	-	-	-	-	-	-	-	-	53.6
2009 Water Revenue System Obligation Fund	40.0	160.0	-	160.0	-	-	-	-	160.0	-	200.0
Tucson Water Revenue and Operations Fund	19.6	-	-	-	-	-	-	-	-	-	19.6
Total	136.2	160.0	-	160.0	-	-	-	-	160.0	-	296.2

Tucson Water - Potable Pumping Plant

(\$000)

<p>Pumping Facility Modifications</p> <p>Description: Modify existing production facilities, including the installation of new flow meters at existing booster facilities to replace failed flow meters and the construction of minor improvements, such as upsizing pumps.</p> <p>Justification: These modifications are needed to ensure that system flows are monitored and logged to improve pump efficiency and dependability and to increase capacity.</p>	<p>Project ID: W254</p> <p>Start Date: Annual</p> <p>End Date: Annual</p> <p>Location: City and County</p>
---	--

Source of Funds:	Prior Year(s)	Proposed Fiscal Year 2011			Projected Requirements				Five Year Total	Future Years	Total Project
		Carry Forward	New Funding	Year 1 Total	Year 2 FY 2012	Year 3 FY 2013	Year 4 FY 2014	Year 5 FY 2015			
2010 Water Revenue System Obligation Fund	-	-	310.0	310.0	-	-	-	-	310.0	-	310.0
Future Water Revenue Bonds	-	-	-	-	316.0	322.0	332.0	341.0	1,311.0	1,838.0	3,149.0
Total	-	-	310.0	310.0	316.0	322.0	332.0	341.0	1,621.0	1,838.0	3,459.0

<p>Ruthrauff La Cholla Z-A-Zone Booster & PRV Sta.</p> <p>Description: Design and construct a 2,000 gallon-per-minute booster with 8-inch suction and 12-inch discharge piping. New electrical service and Supervisory Control and Data Acquisition (SCADA) controls will also be installed. Construction began in Fiscal Year 2010 and will be completed in Fiscal Year 2011. Total project cost is \$300,000, fifty percent of the construction cost is reimbursable by Pima County.</p> <p>Justification: This new booster facility will help meet peak demand in the A-Zone and provide needed fire flow to the Z-Zone.</p>	<p>Project ID: W746</p> <p>Start Date: 07/09</p> <p>End Date: 06/11</p> <p>Location: County</p>
--	---

Source of Funds:	Prior Year(s)	Proposed Fiscal Year 2011			Projected Requirements				Five Year Total	Future Years	Total Project
		Carry Forward	New Funding	Year 1 Total	Year 2 FY 2012	Year 3 FY 2013	Year 4 FY 2014	Year 5 FY 2015			
2009 Water Revenue System Obligation Fund	250.0	-	-	-	-	-	-	-	-	-	250.0
2010 Water Revenue System Obligation Fund	-	-	50.0	50.0	-	-	-	-	50.0	-	50.0
Total	250.0	-	50.0	50.0	-	-	-	-	50.0	-	300.0

Tucson Water - Potable Transmission

Five-Year Capital Improvement Program

(\$000)

Project Name / Fund	Prior Year(s)	Proposed Fiscal Year 2011			Projected Requirements				Five Year Total	Future Years	Total Project
		Carry Forward	New Funding	Year 1 Total	Year 2 FY 2012	Year 3 FY 2013	Year 4 FY 2014	Year 5 FY 2015			
36-inch Sandario Transmission Main Replacement											
2009 Water Revenue System Obligation Fund	181.6	100.0	-	100.0	-	-	-	-	100.0	-	281.6
2010 Water Revenue System Obligation Fund	-	-	1,000.0	1,000.0	-	-	-	-	1,000.0	-	1,000.0
Water Infrastructure Reserve Fund	1,414.4	-	-	-	-	-	-	-	-	-	1,414.4
	1,596.0	100.0	1,000.0	1,100.0	-	-	-	-	1,100.0	-	2,696.0
Avra Valley Transmission Main Augmentation PH I											
2005 Water Revenue Bond Funds	906.8	-	-	-	-	-	-	-	-	-	906.8
2009 Water Revenue System Obligation Fund	100.0	-	-	-	-	-	-	-	-	-	100.0
Future Water Revenue Bonds	-	-	-	-	-	234.0	1,097.0	1,199.0	2,530.0	29,613.0	32,143.0
Tucson Water Revenue and Operations Fund	23.4	-	-	-	-	-	-	-	-	-	23.4
	1,030.2	-	-	-	-	234.0	1,097.0	1,199.0	2,530.0	29,613.0	33,173.2
Avra Valley Transmission Main Augmentation PH II											
Future Water Revenue Bonds	-	-	-	-	-	-	-	303.0	303.0	26,874.0	27,177.0
	-	-	-	-	-	-	-	303.0	303.0	26,874.0	27,177.0
CAVSARP/SAVSARP Interconnect Phase I											
2009 Water Revenue System Obligation Fund	58.1	-	-	-	-	-	-	-	-	-	58.1
2010 Water Revenue System Obligation Fund	-	-	4,000.0	4,000.0	-	-	-	-	4,000.0	-	4,000.0
Future Water Revenue Bonds	-	-	-	-	3,060.0	-	-	-	3,060.0	-	3,060.0
Water Infrastructure Reserve Fund	25.1	-	-	-	-	-	-	-	-	-	25.1
	83.2	-	4,000.0	4,000.0	3,060.0	-	-	-	7,060.0	-	7,143.2
Cathodic Protection for Critical Pipelines											
2010 Water Revenue System Obligation Fund	-	-	300.0	300.0	-	-	-	-	300.0	-	300.0
Future Water Revenue Bonds	-	-	-	-	306.0	312.0	321.0	330.0	1,269.0	1,779.0	3,048.0
	-	-	300.0	300.0	306.0	312.0	321.0	330.0	1,569.0	1,779.0	3,348.0

Tucson Water - Potable Transmission

Five-Year Capital Improvement Program

(\$000)

Project Name / Fund	Prior Year(s)	Proposed Fiscal Year 2011			Projected Requirements				Five Year Total	Future Years	Total Project
		Carry Forward	New Funding	Year 1 Total	Year 2 FY 2012	Year 3 FY 2013	Year 4 FY 2014	Year 5 FY 2015			
Fairview Slip-Lining											
2009 Water Revenue System Obligation Fund	702.6	50.0	-	50.0	-	-	-	-	50.0	-	752.6
Water Infrastructure Reserve Fund	16.6	-	-	-	-	-	-	-	-	-	16.6
	719.2	50.0	-	50.0	-	-	-	-	50.0	-	769.2
Pipeline Protection: Acoustic Monitoring											
2010 Water Revenue System Obligation Fund	-	-	100.0	100.0	-	-	-	-	100.0	-	100.0
Future Water Revenue Bonds	-	-	-	-	102.0	104.0	107.0	110.0	423.0	593.0	1,016.0
	-	-	100.0	100.0	102.0	104.0	107.0	110.0	523.0	593.0	1,116.0
Rehabilitation of Critical Transmission Mains											
2010 Water Revenue System Obligation Fund	-	-	140.0	140.0	-	-	-	-	140.0	-	140.0
Future Water Revenue Bonds	-	-	-	-	148.0	156.0	214.0	220.0	738.0	1,186.0	1,924.0
	-	-	140.0	140.0	148.0	156.0	214.0	220.0	878.0	1,186.0	2,064.0
South Avra Valley Recovered Transmission Main											
2005 Water Revenue Bond Funds	614.7	-	-	-	-	-	-	-	-	-	614.7
2009 Water Revenue System Obligation Fund	160.3	2,000.0	-	2,000.0	-	-	-	-	2,000.0	-	2,160.3
Future Water Revenue Bonds	-	-	-	-	-	-	-	1,100.0	1,100.0	72,273.0	73,373.0
	775.0	2,000.0	-	2,000.0	-	-	-	1,100.0	3,100.0	72,273.0	76,148.0
Transmission Main Projects - General											
Future Water Revenue Bonds	-	-	-	-	510.0	2,007.0	6,206.0	880.0	9,603.0	10,920.0	20,523.0
	-	-	-	-	510.0	2,007.0	6,206.0	880.0	9,603.0	10,920.0	20,523.0

Tucson Water - Potable Transmission

Five-Year Capital Improvement Program

(\$000)

Project Name / Fund	Prior Year(s)	Proposed Fiscal Year 2011			Projected Requirements				Five Year Total	Future Years	Total Project
		Carry Forward	New Funding	Year 1 Total	Year 2 FY 2012	Year 3 FY 2013	Year 4 FY 2014	Year 5 FY 2015			
Upgrade Corrosion Test Stations											
2010 Water Revenue System Obligation Fund	-	-	50.0	50.0	-	-	-	-	50.0	-	50.0
Future Water Revenue Bonds	-	-	-	-	51.0	52.0	54.0	55.0	212.0	297.0	509.0
	-	-	50.0	50.0	51.0	52.0	54.0	55.0	262.0	297.0	559.0
Program Area Total	4,203.6	2,150.0	5,590.0	7,740.0	4,177.0	2,865.0	7,999.0	4,197.0	26,978.0	143,535.0	174,716.6

Source of Funds Summary											
2005 Water Revenue Bond Funds	1,521.5	-	-	-	-	-	-	-	-	-	1,521.5
2009 Water Revenue System Obligation Fund	1,202.7	2,150.0	-	2,150.0	-	-	-	-	2,150.0	-	3,352.7
2010 Water Revenue System Obligation Fund	-	-	5,590.0	5,590.0	-	-	-	-	5,590.0	-	5,590.0
Future Water Revenue Bonds	-	-	-	-	4,177.0	2,865.0	7,999.0	4,197.0	19,238.0	143,535.0	162,773.0
Tucson Water Revenue and Operations Fund	23.4	-	-	-	-	-	-	-	-	-	23.4
Water Infrastructure Reserve Fund	1,456.0	-	-	-	-	-	-	-	-	-	1,456.0
Program Area Total	4,203.6	2,150.0	5,590.0	7,740.0	4,177.0	2,865.0	7,999.0	4,197.0	26,978.0	143,535.0	174,716.6

Tucson Water - Potable Transmission

(\$000)

36-inch Sandario Transmission Main Replacement

Description:

The second phase of this project will replace approximately 2,400 feet of 36-inch concrete cylinder pipe with ductile iron pipe. Design will be completed in Fiscal Year 2010 and construction will be completed in Fiscal Year 2011.

Project ID: W724

Start Date: 1/08

End Date: 6/11

Location: County

Justification:

Numerous repairs were made to the pipe over the past few years. A thorough assessment of the pipe revealed it was no longer serviceable. The Sandario pipeline is critical for delivering water from the Avra Valley wellfield into the central system.

Source of Funds:	Prior Year(s)	Proposed Fiscal Year 2011			Projected Requirements				Five Year Total	Future Years	Total Project
		Carry Forward	New Funding	Year 1 Total	Year 2 FY 2012	Year 3 FY 2013	Year 4 FY 2014	Year 5 FY 2015			
2009 Water Revenue System Obligation Fund	181.6	100.0	-	100.0	-	-	-	-	100.0	-	281.6
2010 Water Revenue System Obligation Fund	-	-	1,000.0	1,000.0	-	-	-	-	1,000.0	-	1,000.0
Water Infrastructure Reserve Fund	1,414.4	-	-	-	-	-	-	-	-	-	1,414.4
Total	1,596.0	100.0	1,000.0	1,100.0	-	-	-	-	1,100.0	-	2,696.0

Avra Valley Transmission Main Augmentation PH I

Description:

This project (phase one of a two phase project), will include design and construction of approximately seven miles of transmission main to convey water from the Hayden-Udall Treatment Plant to Drexel Road at Santa Cruz Lane, the proposed D-Zone to A-Zone PRV station. Additionally, this phase will include one mile of gravity 24-inch diameter transmission main to convey discharged water from the D to A-Zone PRV station to an existing 24-inch gravity A-Zone transmission main. Phase two is addressed in W762, Avra Valley Transmission Main Augmentation Phase II.

Project ID: W410

Start Date: 7/06

End Date: 6/17

Location: City and County

Justification:

This project will provide reliable delivery of Southern Avra Valley Storage and Recovery Project (SAVSARP) water to the central system by creating an alternate delivery route.

Source of Funds:	Prior Year(s)	Proposed Fiscal Year 2011			Projected Requirements				Five Year Total	Future Years	Total Project
		Carry Forward	New Funding	Year 1 Total	Year 2 FY 2012	Year 3 FY 2013	Year 4 FY 2014	Year 5 FY 2015			
2005 Water Revenue Bond Funds	906.8	-	-	-	-	-	-	-	-	-	906.8
2009 Water Revenue System Obligation Fund	100.0	-	-	-	-	-	-	-	-	-	100.0
Future Water Revenue Bonds	-	-	-	-	-	234.0	1,097.0	1,199.0	2,530.0	29,613.0	32,143.0
Tucson Water Revenue and Operations Fund	23.4	-	-	-	-	-	-	-	-	-	23.4
Total	1,030.2	-	-	-	-	234.0	1,097.0	1,199.0	2,530.0	29,613.0	33,173.2

Tucson Water - Potable Transmission

(\$000)

Avra Valley Transmission Main Augmentation PH II

Description:

The total project will design and construct approximately 12 miles of transmission main to deliver water from the Hayden-Udall Treatment Plant to the central system (in the vicinity of Bilby and Country Club Road) in two phases. Phase II will include design and construction of transmission mains to convey water from the D-Zone to A-Zone PRV station terminus at Drexel Road and Santa Cruz Lane, to the proposed Southeast C-Zone reservoir in the vicinity of Bilby Road and Country Club Road.

Justification:

Completion of this project will provide delivery reliability by creating redundant transmission main capacity for delivery of Clearwater and Avra Valley water to the central system.

Project ID: W762

Start Date: 7/14

End Date: 6/18

Location: City and County

Source of Funds:	Prior Year(s)	Proposed Fiscal Year 2011			Projected Requirements				Five Year Total	Future Years	Total Project
		Carry Forward	New Funding	Year 1 Total	Year 2 FY 2012	Year 3 FY 2013	Year 4 FY 2014	Year 5 FY 2015			
Future Water Revenue Bonds	-	-	-	-	-	-	-	303.0	303.0	26,874.0	27,177.0
Total	-	-	-	-	-	-	-	303.0	303.0	26,874.0	27,177.0

Cathodic Protection for Critical Pipelines

Description:

Design and construct cathodic protection and corrosion monitoring facilities. These pipelines range from 16 to 96-inches in diameter and are located throughout Tucson Water's service area.

Justification:

This project is necessary to prevent corrosion-related failure of the City's largest and most critical potable water pipelines.

Project ID: W320

Start Date: Annual

End Date: Annual

Location: City and County

Source of Funds:	Prior Year(s)	Proposed Fiscal Year 2011			Projected Requirements				Five Year Total	Future Years	Total Project
		Carry Forward	New Funding	Year 1 Total	Year 2 FY 2012	Year 3 FY 2013	Year 4 FY 2014	Year 5 FY 2015			
2010 Water Revenue System Obligation Fund	-	-	300.0	300.0	-	-	-	-	300.0	-	300.0
Future Water Revenue Bonds	-	-	-	-	306.0	312.0	321.0	330.0	1,269.0	1,779.0	3,048.0
Total	-	-	300.0	300.0	306.0	312.0	321.0	330.0	1,569.0	1,779.0	3,348.0

Tucson Water - Potable Transmission

(\$000)

CAVSARP/SAVSARP Interconnect Phase I

Description:

Design and construct three miles of 48-inch transmission main from the proposed Southern Avra Valley Storage and Recovery Project (SAVSARP) Reservoir and Booster Station, to a 48-inch turnout located on the 72-inch Central Avra Valley Storage and Recovery Project (CAVSARP) Recovered Water Pipeline. This is the first phase of the proposed interconnect between the CAVSARP and SAVSARP wellfields.

Justification:

This project will convey recovered Colorado River water from the SAVSARP Recharge Facilities to a 72-inch CAVSARP recovered water pipeline, and provide future operational flexibility of the Clearwater Facilities.

Project ID: W734

Start Date: 7/09

End Date: 6/12

Location: County

Source of Funds:	Prior Year(s)	Proposed Fiscal Year 2011			Projected Requirements				Five Year Total	Future Years	Total Project
		Carry Forward	New Funding	Year 1 Total	Year 2 FY 2012	Year 3 FY 2013	Year 4 FY 2014	Year 5 FY 2015			
2009 Water Revenue System Obligation Fund	58.1	-	-	-	-	-	-	-	-	-	58.1
2010 Water Revenue System Obligation Fund	-	-	4,000.0	4,000.0	-	-	-	-	4,000.0	-	4,000.0
Future Water Revenue Bonds	-	-	-	-	3,060.0	-	-	-	3,060.0	-	3,060.0
Water Infrastructure Reserve Fund	25.1	-	-	-	-	-	-	-	-	-	25.1
Total	83.2	-	4,000.0	4,000.0	3,060.0	-	-	-	7,060.0	-	7,143.2

Fairview Slip-Lining

Description:

This project will upgrade and improve approximately 4,000 feet of 47 year old 16-inch steel main located in Fairview Avenue from Miracle Mile to Prince Road by slip-lining the existing pipeline with 10.66-inch (inside diameter) High Density Polyethylene Pipe.

Justification:

This pipeline has experienced numerous failures in the past.

Project ID: W739

Start Date: 7/09

End Date: 8/10

Location: Ward 3

Source of Funds:	Prior Year(s)	Proposed Fiscal Year 2011			Projected Requirements				Five Year Total	Future Years	Total Project
		Carry Forward	New Funding	Year 1 Total	Year 2 FY 2012	Year 3 FY 2013	Year 4 FY 2014	Year 5 FY 2015			
2009 Water Revenue System Obligation Fund	702.6	50.0	-	50.0	-	-	-	-	50.0	-	752.6
Water Infrastructure Reserve Fund	16.6	-	-	-	-	-	-	-	-	-	16.6
Total	719.2	50.0	-	50.0	-	-	-	-	50.0	-	769.2

Tucson Water - Potable Transmission

(\$000)

<p>Pipeline Protection: Acoustic Monitoring</p> <p>Description: Install hydrophones to acoustically monitor critical pipelines that are pre-stressed concrete cylinder pipes wrapped with high tensile pre-stressed steel wire. Wire slips or breaks will be recorded and communicated to the existing pipeline monitoring system by desktop computer and cellular phone.</p> <p>Justification: These hydrophones will monitor wire degradation in distressed reaches of the system.</p>	<p>Project ID: W506</p> <p>Start Date: Annual</p> <p>End Date: Annual</p> <p>Location: City and County</p>
---	--

Source of Funds:	Prior Year(s)	Proposed Fiscal Year 2011			Projected Requirements				Five Year Total	Future Years	Total Project
		Carry Forward	New Funding	Year 1 Total	Year 2 FY 2012	Year 3 FY 2013	Year 4 FY 2014	Year 5 FY 2015			
2010 Water Revenue System Obligation Fund	-	-	100.0	100.0	-	-	-	-	100.0	-	100.0
Future Water Revenue Bonds	-	-	-	-	102.0	104.0	107.0	110.0	423.0	593.0	1,016.0
Total	-	-	100.0	100.0	102.0	104.0	107.0	110.0	523.0	593.0	1,116.0

<p>Rehabilitation of Critical Transmission Mains</p> <p>Description: Rehabilitate prestressed concrete cylinder pipe transmission main segments by installing tendons at approximately 3-inch intervals and applying shotcrete (concrete applied at high velocity). One or two pipe segments will be rehabilitated each fiscal year.</p> <p>Justification: The Pipeline Protection Program, through its internal electromagnetic surveys, has identified several distressed concrete cylinder pipe segments containing a high number of broken wires. Operating pressure conditions combined with a critical number of wire breaks could result in pipe failure. This project will strengthen and improve the integrity of the pipe to provide continuous water delivery and prevent interruptions in service.</p>	<p>Project ID: W518</p> <p>Start Date: Annual</p> <p>End Date: Annual</p> <p>Location: City and County</p>
---	--

Source of Funds:	Prior Year(s)	Proposed Fiscal Year 2011			Projected Requirements				Five Year Total	Future Years	Total Project
		Carry Forward	New Funding	Year 1 Total	Year 2 FY 2012	Year 3 FY 2013	Year 4 FY 2014	Year 5 FY 2015			
2010 Water Revenue System Obligation Fund	-	-	140.0	140.0	-	-	-	-	140.0	-	140.0
Future Water Revenue Bonds	-	-	-	-	148.0	156.0	214.0	220.0	738.0	1,186.0	1,924.0
Total	-	-	140.0	140.0	148.0	156.0	214.0	220.0	878.0	1,186.0	2,064.0

Tucson Water - Potable Transmission

(\$000)

<p>South Avra Valley Recovered Transmission Main</p> <p>Description: Design and install approximately 48,000 feet of 84-inch transmission main in South Avra Valley. Easement acquisition began in Fiscal Year 2010. Design and construction of the first phase will begin in Fiscal Year 2015.</p> <p>Justification: This pipeline will convey recovered, recharged Colorado River water from the Southern Avra Valley Storage and Recovery Project basins to the Hayden-Udall Treatment Plant.</p>	<p>Project ID: W444</p> <p>Start Date: 7/08</p> <p>End Date: 6/19</p> <p>Location: County</p>
---	---

Source of Funds:	Prior Year(s)	Proposed Fiscal Year 2011			Projected Requirements				Five Year Total	Future Years	Total Project
		Carry Forward	New Funding	Year 1 Total	Year 2 FY 2012	Year 3 FY 2013	Year 4 FY 2014	Year 5 FY 2015			
2005 Water Revenue Bond Funds	614.7	-	-	-	-	-	-	-	-	-	614.7
2009 Water Revenue System Obligation Fund	160.3	2,000.0	-	2,000.0	-	-	-	-	2,000.0	-	2,160.3
Future Water Revenue Bonds	-	-	-	-	-	-	-	1,100.0	1,100.0	72,273.0	73,373.0
Total	775.0	2,000.0	-	2,000.0	-	-	-	1,100.0	3,100.0	72,273.0	76,148.0

<p>Transmission Main Projects - General</p> <p>Description: Budget capacity for anticipated, but not yet specifically identified, projects. Projects will be determined as part of Tucson Water's ongoing capital planning process, which takes a comprehensive look at system needs and direct funding to the higher priority, failing transmission mains.</p> <p>Justification: This project will ensure that the utility can meet future water demands as population and usage change.</p>	<p>Project ID: WD99</p> <p>Start Date: Annual</p> <p>End Date: Annual</p> <p>Location: City and County</p>
--	--

Source of Funds:	Prior Year(s)	Proposed Fiscal Year 2011			Projected Requirements				Five Year Total	Future Years	Total Project
		Carry Forward	New Funding	Year 1 Total	Year 2 FY 2012	Year 3 FY 2013	Year 4 FY 2014	Year 5 FY 2015			
Future Water Revenue Bonds	-	-	-	-	510.0	2,007.0	6,206.0	880.0	9,603.0	10,920.0	20,523.0
Total	-	-	-	-	510.0	2,007.0	6,206.0	880.0	9,603.0	10,920.0	20,523.0

Tucson Water - Potable Transmission

(\$000)

<p>Upgrade Corrosion Test Stations</p> <p>Description: Upgrade and replace substandard transmission main corrosion test stations and fertifiers.</p> <p>Justification: These upgrades will enhance the reliability of Tucson Water's Corrosion Monitoring Program, providing a means to better monitor, predict, and prevent pipeline failures.</p>	<p>Project ID: W327</p> <p>Start Date: Annual</p> <p>End Date: Annual</p> <p>Location: City and County</p>
--	--

Source of Funds:	Prior Year(s)	Proposed Fiscal Year 2011			Projected Requirements				Five Year Total	Future Years	Total Project
		Carry Forward	New Funding	Year 1 Total	Year 2 FY 2012	Year 3 FY 2013	Year 4 FY 2014	Year 5 FY 2015			
2010 Water Revenue System Obligation Fund	-	-	50.0	50.0	-	-	-	-	50.0	-	50.0
Future Water Revenue Bonds	-	-	-	-	51.0	52.0	54.0	55.0	212.0	297.0	509.0
Total	-	-	50.0	50.0	51.0	52.0	54.0	55.0	262.0	297.0	559.0

Tucson Water - Potable Distribution

Five-Year Capital Improvement Program

(\$000)

Project Name / Fund	Prior Year(s)	Proposed Fiscal Year 2011			Projected Requirements				Five Year Total	Future Years	Total Project
		Carry Forward	New Funding	Year 1 Total	Year 2 FY 2012	Year 3 FY 2013	Year 4 FY 2014	Year 5 FY 2015			
Alamo Avenue to Wilmot Road Main Replacement											
2009 Water Revenue System Obligation Fund	475.0	100.0	-	100.0	-	-	-	-	100.0	-	575.0
	475.0	100.0	-	100.0	-	-	-	-	100.0	-	575.0
Distribution Main Projects - General											
Future Water Revenue Bonds	-	-	-	-	1,020.0	4,285.0	3,992.0	990.0	10,287.0	2,965.0	13,252.0
Tucson Water Revenue and Operations Fund	-	-	-	-	-	-	2,000.0	-	2,000.0	-	2,000.0
	-	-	-	-	1,020.0	4,285.0	5,992.0	990.0	12,287.0	2,965.0	15,252.0
Emergency Main Replacement											
2009 Water Revenue System Obligation Fund	-	150.0	-	150.0	-	-	-	-	150.0	-	150.0
2010 Water Revenue System Obligation Fund	-	-	200.0	200.0	-	-	-	-	200.0	-	200.0
Future Water Revenue Bonds	-	-	-	-	204.0	208.0	214.0	220.0	846.0	1,186.0	2,032.0
	-	150.0	200.0	350.0	204.0	208.0	214.0	220.0	1,196.0	1,186.0	2,382.0
Extensions for New Services											
Tucson Water Revenue and Operations Fund	-	-	10.0	10.0	10.0	10.0	11.0	11.0	52.0	59.0	111.0
	-	-	10.0	10.0	10.0	10.0	11.0	11.0	52.0	59.0	111.0
On-Call Valve Replacement Program											
2010 Water Revenue System Obligation Fund	-	-	200.0	200.0	-	-	-	-	200.0	-	200.0
Future Water Revenue Bonds	-	-	-	-	204.0	208.0	214.0	220.0	846.0	1,186.0	2,032.0
	-	-	200.0	200.0	204.0	208.0	214.0	220.0	1,046.0	1,186.0	2,232.0
Payments to Developers for Oversized Systems											
Tucson Water Revenue and Operations Fund	-	-	100.0	100.0	102.0	104.0	107.0	110.0	523.0	593.0	1,116.0
	-	-	100.0	100.0	102.0	104.0	107.0	110.0	523.0	593.0	1,116.0
Review Developer-Financed Potable Projects											
Tucson Water Revenue and Operations Fund	-	-	950.0	950.0	969.0	988.0	1,017.0	1,045.0	4,969.0	5,634.0	10,603.0
	-	-	950.0	950.0	969.0	988.0	1,017.0	1,045.0	4,969.0	5,634.0	10,603.0

Tucson Water - Potable Distribution

Five-Year Capital Improvement Program

(\$000)

Project Name / Fund	Prior Year(s)	Proposed Fiscal Year 2011			Projected Requirements				Five Year Total	Future Years	Total Project
		Carry Forward	New Funding	Year 1 Total	Year 2 FY 2012	Year 3 FY 2013	Year 4 FY 2014	Year 5 FY 2015			
Road Improvement Main Replacements											
2009 Water Revenue System Obligation Fund	-	2,485.0	-	2,485.0	-	-	-	-	2,485.0	-	2,485.0
2010 Water Revenue System Obligation Fund	-	-	6,568.0	6,568.0	-	-	-	-	6,568.0	-	6,568.0
Future Water Revenue Bonds	-	-	-	-	7,198.0	7,054.0	9,237.0	7,518.0	31,007.0	56,335.0	87,342.0
Tucson Water Revenue and Operations Fund	-	-	644.0	644.0	1,396.0	2,190.0	695.0	2,932.0	7,857.0	-	7,857.0
	-	2,485.0	7,212.0	9,697.0	8,594.0	9,244.0	9,932.0	10,450.0	47,917.0	56,335.0	104,252.0
Routine Main Replacements											
2009 Water Revenue System Obligation Fund	-	100.0	-	100.0	-	-	-	-	100.0	-	100.0
2010 Water Revenue System Obligation Fund	-	-	300.0	300.0	-	-	-	-	300.0	-	300.0
Future Water Revenue Bonds	-	-	-	-	306.0	312.0	321.0	275.0	1,214.0	1,483.0	2,697.0
	-	100.0	300.0	400.0	306.0	312.0	321.0	275.0	1,614.0	1,483.0	3,097.0
SAVSARP Collector Pipelines Ph. I and II											
2005 Water Revenue Bond Funds	55.8	-	-	-	-	-	-	-	-	-	55.8
2009 Water Revenue System Obligation Fund	60.0	-	-	-	-	-	-	-	-	-	60.0
2010 Water Revenue System Obligation Fund	-	-	5,400.0	5,400.0	-	-	-	-	5,400.0	-	5,400.0
Future Water Revenue Bonds	-	-	-	-	3,876.0	-	-	-	3,876.0	-	3,876.0
	115.8	-	5,400.0	5,400.0	3,876.0	-	-	-	9,276.0	-	9,391.8

Tucson Water - Potable Distribution

Five-Year Capital Improvement Program

(\$000)

Project Name / Fund	Prior Year(s)	Proposed Fiscal Year 2011			Projected Requirements				Five Year Total	Future Years	Total Project
		Carry Forward	New Funding	Year 1 Total	Year 2 FY 2012	Year 3 FY 2013	Year 4 FY 2014	Year 5 FY 2015			
Water System Acquisitions											
Tucson Water Revenue and Operations Fund	100.0	-	100.0	100.0	102.0	-	-	-	202.0	-	302.0
	<u>100.0</u>	<u>-</u>	<u>100.0</u>	<u>100.0</u>	<u>102.0</u>	<u>-</u>	<u>-</u>	<u>-</u>	<u>202.0</u>	<u>-</u>	<u>302.0</u>
Program Area Total	690.8	2,835.0	14,472.0	17,307.0	15,387.0	15,359.0	17,808.0	13,321.0	79,182.0	69,441.0	149,313.8
Source of Funds Summary											
2005 Water Revenue Bond Funds	55.8	-	-	-	-	-	-	-	-	-	55.8
2009 Water Revenue System Obligation Fund	535.0	2,835.0	-	2,835.0	-	-	-	-	2,835.0	-	3,370.0
2010 Water Revenue System Obligation Fund	-	-	12,668.0	12,668.0	-	-	-	-	12,668.0	-	12,668.0
Future Water Revenue Bonds	-	-	-	-	12,808.0	12,067.0	13,978.0	9,223.0	48,076.0	63,155.0	111,231.0
Tucson Water Revenue and Operations Fund	100.0	-	1,804.0	1,804.0	2,579.0	3,292.0	3,830.0	4,098.0	15,603.0	6,286.0	21,989.0
Program Area Total	690.8	2,835.0	14,472.0	17,307.0	15,387.0	15,359.0	17,808.0	13,321.0	79,182.0	69,441.0	149,313.8

Tucson Water - Potable Distribution

(\$000)

Alamo Avenue to Wilmot Road Main Replacement

Description:

Design and install approximately 1,300 feet of 8-inches of polyvinyl chloride pipe and appurtenances. Construction began in Fiscal Year 2010 and will be completed in Fiscal Year 2011.

Project ID: W760

Start Date: 7/09

End Date: 8/10

Location: Ward 4

Justification:

This will replace a deteriorating 12-inch cement asbestos pipe on 29th street from Alamo Avenue to Wilmot Road.

Source of Funds:	Prior Year(s)	Proposed Fiscal Year 2011			Projected Requirements				Five Year Total	Future Years	Total Project
		Carry Forward	New Funding	Year 1 Total	Year 2 FY 2012	Year 3 FY 2013	Year 4 FY 2014	Year 5 FY 2015			
2009 Water Revenue System Obligation Fund	475.0	100.0	-	100.0	-	-	-	-	100.0	-	575.0
Total	475.0	100.0	-	100.0	-	-	-	-	100.0	-	575.0

Distribution Main Projects - General

Description:

Budget capacity for anticipated, but not yet specifically identified infrastructure replacement projects. Projects will be determined as part of Tucson Water's ongoing capital budget process which takes a look at system comprehensive needs and priorities.

Project ID: WDD9

Start Date: 7/12

End Date: 6/20

Location: City and County

Justification:

A matrix has been developed to prioritize distribution system needs. These projects will ensure that the system can meet volume and pressure requirements during the summer months.

Source of Funds:	Prior Year(s)	Proposed Fiscal Year 2011			Projected Requirements				Five Year Total	Future Years	Total Project
		Carry Forward	New Funding	Year 1 Total	Year 2 FY 2012	Year 3 FY 2013	Year 4 FY 2014	Year 5 FY 2015			
Future Water Revenue Bonds	-	-	-	-	1,020.0	4,285.0	3,992.0	990.0	10,287.0	2,965.0	13,252.0
Tucson Water Revenue and Operations Fund	-	-	-	-	-	-	2,000.0	-	2,000.0	-	2,000.0
Total	-	-	-	-	1,020.0	4,285.0	5,992.0	990.0	12,287.0	2,965.0	15,252.0

Tucson Water - Potable Distribution

(\$000)

<p>Emergency Main Replacement</p> <p>Description: Replace approximately 3,000 feet of 2-inch, 4-inch, and 6-inch new mains on an as-needed, emergency basis.</p> <p>Justification: Immediate response to requests for emergency main replacements is required to reduce water loss, ensure system reliability, and maintain water quality.</p>	<p>Project ID: W186</p> <p>Start Date: Annual</p> <p>End Date: Annual</p> <p>Location: City and County</p>
---	--

Source of Funds:	Prior Year(s)	Proposed Fiscal Year 2011			Projected Requirements				Five Year Total	Future Years	Total Project
		Carry Forward	New Funding	Year 1 Total	Year 2 FY 2012	Year 3 FY 2013	Year 4 FY 2014	Year 5 FY 2015			
2009 Water Revenue System Obligation Fund	-	150.0	-	150.0	-	-	-	-	150.0	-	150.0
2010 Water Revenue System Obligation Fund	-	-	200.0	200.0	-	-	-	-	200.0	-	200.0
Future Water Revenue Bonds	-	-	-	-	204.0	208.0	214.0	220.0	846.0	1,186.0	2,032.0
Total	-	150.0	200.0	350.0	204.0	208.0	214.0	220.0	1,196.0	1,186.0	2,382.0

<p>Extensions for New Services</p> <p>Description: Design and install minor extensions from the distribution system as requested by customers. Associated costs are reimbursed by the customer.</p> <p>Justification: Extensions allow Tucson Water to install (or upgrade piping in order to install) new services in an expedient manner. This project ensures that piping is suitable in strength and durability and is available to connect to the distribution system.</p>	<p>Project ID: W107</p> <p>Start Date: Annual</p> <p>End Date: Annual</p> <p>Location: City and County</p>
--	--

Source of Funds:	Prior Year(s)	Proposed Fiscal Year 2011			Projected Requirements				Five Year Total	Future Years	Total Project
		Carry Forward	New Funding	Year 1 Total	Year 2 FY 2012	Year 3 FY 2013	Year 4 FY 2014	Year 5 FY 2015			
Tucson Water Revenue and Operations Fund	-	-	10.0	10.0	10.0	10.0	11.0	11.0	52.0	59.0	111.0
Total	-	-	10.0	10.0	10.0	10.0	11.0	11.0	52.0	59.0	111.0

Tucson Water - Potable Distribution

(\$000)

On-Call Valve Replacement Program

Description:

Replace and upgrade broken or inoperable water valves.

Project ID: W283

Start Date: Annual

End Date: Annual

Location: City and County

Justification:

This replacement program reduces the number of unplanned water interruptions to customers, improves water quality, and contributes to a more reliable system.

Source of Funds:	Prior Year(s)	Proposed Fiscal Year 2011			Projected Requirements				Five Year Total	Future Years	Total Project
		Carry Forward	New Funding	Year 1 Total	Year 2 FY 2012	Year 3 FY 2013	Year 4 FY 2014	Year 5 FY 2015			
2010 Water Revenue System Obligation Fund	-	-	200.0	200.0	-	-	-	-	200.0	-	200.0
Future Water Revenue Bonds	-	-	-	-	204.0	208.0	214.0	220.0	846.0	1,186.0	2,032.0
Total	-	-	200.0	200.0	204.0	208.0	214.0	220.0	1,046.0	1,186.0	2,232.0

Payments to Developers for Oversized Systems

Description:

Reimburse developers for the cost of oversizing water system components (pipes, mains, and boosters) when Tucson Water requests a capacity greater than needed by the development.

Project ID: W108

Start Date: Annual

End Date: Annual

Location: City and County

Justification:

Oversizing is sometimes required to supply future projected demands consistent with Tucson Water's long range planning and to avoid more expensive replacement by the utility in the future.

Source of Funds:	Prior Year(s)	Proposed Fiscal Year 2011			Projected Requirements				Five Year Total	Future Years	Total Project
		Carry Forward	New Funding	Year 1 Total	Year 2 FY 2012	Year 3 FY 2013	Year 4 FY 2014	Year 5 FY 2015			
Tucson Water Revenue and Operations Fund	-	-	100.0	100.0	102.0	104.0	107.0	110.0	523.0	593.0	1,116.0
Total	-	-	100.0	100.0	102.0	104.0	107.0	110.0	523.0	593.0	1,116.0

Tucson Water - Potable Distribution

(\$000)

Review Developer-Financed Potable Projects										Project ID: W109	
Description: Conduct plan reviews and construction inspection of developer-financed water system infrastructure projects. Associated costs are recovered by fees paid by the developer. These systems are donated to Tucson Water upon completion.										Start Date: Annual	
										End Date: Annual	
										Location: City and County	
Justification: The review and inspection of developer-financed water system infrastructure projects ensure compliance with Tucson Water requirements.											
Source of Funds:	Prior Year(s)	Proposed Fiscal Year 2011			Projected Requirements				Five Year Total	Future Years	Total Project
		Carry Forward	New Funding	Year 1 Total	Year 2 FY 2012	Year 3 FY 2013	Year 4 FY 2014	Year 5 FY 2015			
Tucson Water Revenue and Operations Fund	-	-	950.0	950.0	969.0	988.0	1,017.0	1,045.0	4,969.0	5,634.0	10,603.0
Total	-	-	950.0	950.0	969.0	988.0	1,017.0	1,045.0	4,969.0	5,634.0	10,603.0

Road Improvement Main Replacements										Project ID: W111	
Description: Relocate water mains during road improvement projects of the City of Tucson, Pima County, Arizona Department of Transportation and other agencies, including Regional Transportation Authority (RTA) projects. Intergovernmental agreements determine the City of Tucson cost allocation for each project.										Start Date: Annual	
										End Date: Annual	
										Location: City and County	
Justification: Replacing water mains during roadway projects allows Tucson Water to maintain system capacity while saving money on the cost of pavement removal and replacement.											
Source of Funds:	Prior Year(s)	Proposed Fiscal Year 2011			Projected Requirements				Five Year Total	Future Years	Total Project
		Carry Forward	New Funding	Year 1 Total	Year 2 FY 2012	Year 3 FY 2013	Year 4 FY 2014	Year 5 FY 2015			
2009 Water Revenue System Obligation Fund	-	2,485.0	-	2,485.0	-	-	-	-	2,485.0	-	2,485.0
2010 Water Revenue System Obligation Fund	-	-	6,568.0	6,568.0	-	-	-	-	6,568.0	-	6,568.0
Future Water Revenue Bonds	-	-	-	-	7,198.0	7,054.0	9,237.0	7,518.0	31,007.0	56,335.0	87,342.0
Tucson Water Revenue and Operations Fund	-	-	644.0	644.0	1,396.0	2,190.0	695.0	2,932.0	7,857.0	-	7,857.0
Total	-	2,485.0	7,212.0	9,697.0	8,594.0	9,244.0	9,932.0	10,450.0	47,917.0	56,335.0	104,252.0

Tucson Water - Potable Distribution

(\$000)

Routine Main Replacements Description: Design and construct previously unidentified minor main replacements. Justification: These main replacements improve system reliability and service to customers.										Project ID: W252 Start Date: Annual End Date: Annual Location: City and County		
---	--	--	--	--	--	--	--	--	--	---	--	--

Source of Funds:	Prior Year(s)	Proposed Fiscal Year 2011			Projected Requirements				Five Year Total	Future Years	Total Project
		Carry Forward	New Funding	Year 1 Total	Year 2 FY 2012	Year 3 FY 2013	Year 4 FY 2014	Year 5 FY 2015			
2009 Water Revenue System Obligation Fund	-	100.0	-	100.0	-	-	-	-	100.0	-	100.0
2010 Water Revenue System Obligation Fund	-	-	300.0	300.0	-	-	-	-	300.0	-	300.0
Future Water Revenue Bonds	-	-	-	-	306.0	312.0	321.0	275.0	1,214.0	1,483.0	2,697.0
Total	-	100.0	300.0	400.0	306.0	312.0	321.0	275.0	1,614.0	1,483.0	3,097.0

SAVSARP Collector Pipelines Ph. I and II Description: Design and install approximately 13,200 feet of 16-inch pipe, 6,600 feet of 24-inch pipe, 5,000 feet of 30-inch pipe, 2,700 feet of 36-inch pipe, 10,500 feet of 48-inch pipe, 3,500 feet of 54-inch pipe, 1,800 feet of 60-inch pipe, and 350 feet of 72-inch pipe, totaling approximately 44,000 feet of pipe. Design will be completed in Fiscal Year 2011, followed by construction completion in Fiscal Year 2012. Justification: This project will provide infrastructure for the recovery of recharged Colorado River water from new SAVSARP (Southern Avra Valley Storage and Recovery Project) wells.										Project ID: W492 Start Date: 7/07 End Date: 6/12 Location: County		
---	--	--	--	--	--	--	--	--	--	--	--	--

Source of Funds:	Prior Year(s)	Proposed Fiscal Year 2011			Projected Requirements				Five Year Total	Future Years	Total Project
		Carry Forward	New Funding	Year 1 Total	Year 2 FY 2012	Year 3 FY 2013	Year 4 FY 2014	Year 5 FY 2015			
2005 Water Revenue Bond Funds	55.8	-	-	-	-	-	-	-	-	-	55.8
2009 Water Revenue System Obligation Fund	60.0	-	-	-	-	-	-	-	-	-	60.0
2010 Water Revenue System Obligation Fund	-	-	5,400.0	5,400.0	-	-	-	-	5,400.0	-	5,400.0
Future Water Revenue Bonds	-	-	-	-	3,876.0	-	-	-	3,876.0	-	3,876.0
Total	115.8	-	5,400.0	5,400.0	3,876.0	-	-	-	9,276.0	-	9,391.8

Tucson Water - Potable Distribution

(\$000)

Water System Acquisitions

Description:

Acquire water systems with assets in compliance with Tucson Water acquisition standards.

Project ID: W520

Start Date: 7/09

End Date: 6/12

Location: County

Justification:

Acquisitions will provide a more secure water supply for existing and new customers.

Source of Funds:	Prior Year(s)	Proposed Fiscal Year 2011			Projected Requirements				Five Year Total	Future Years	Total Project
		Carry Forward	New Funding	Year 1 Total	Year 2 FY 2012	Year 3 FY 2013	Year 4 FY 2014	Year 5 FY 2015			
Tucson Water Revenue and Operations Fund	100.0	-	100.0	100.0	102.0	-	-	-	202.0	-	302.0
Total	100.0	-	100.0	100.0	102.0	-	-	-	202.0	-	302.0

Tucson Water - Potable New Services

Five-Year Capital Improvement Program

(\$000)

Project Name / Fund	Prior Year(s)	Proposed Fiscal Year 2011			Projected Requirements				Five Year Total	Future Years	Total Project
		Carry Forward	New Funding	Year 1 Total	Year 2 FY 2012	Year 3 FY 2013	Year 4 FY 2014	Year 5 FY 2015			
Fire Services											
Tucson Water Revenue and Operations Fund	-	-	2,500.0	2,500.0	2,550.0	2,600.0	2,675.0	2,200.0	12,525.0	11,860.0	24,385.0
	-	-	2,500.0	2,500.0	2,550.0	2,600.0	2,675.0	2,200.0	12,525.0	11,860.0	24,385.0
Water Services											
Tucson Water Revenue and Operations Fund	-	-	1,510.0	1,510.0	1,540.0	1,570.0	1,616.0	1,661.0	7,897.0	8,954.0	16,851.0
	-	-	1,510.0	1,510.0	1,540.0	1,570.0	1,616.0	1,661.0	7,897.0	8,954.0	16,851.0
Program Area Total	-	-	4,010.0	4,010.0	4,090.0	4,170.0	4,291.0	3,861.0	20,422.0	20,814.0	41,236.0
Source of Funds Summary											
Tucson Water Revenue and Operations Fund	-	-	4,010.0	4,010.0	4,090.0	4,170.0	4,291.0	3,861.0	20,422.0	20,814.0	41,236.0
Program Area Total	-	-	4,010.0	4,010.0	4,090.0	4,170.0	4,291.0	3,861.0	20,422.0	20,814.0	41,236.0

Tucson Water - Potable New Services

(\$000)

Source of Funds:										Prior Year(s)	Proposed Fiscal Year 2011			Projected Requirements				Five Year Total	Future Years	Total Project
											Carry Forward	New Funding	Year 1 Total	Year 2 FY 2012	Year 3 FY 2013	Year 4 FY 2014	Year 5 FY 2015			
Tucson Water Revenue and Operations Fund										-	-	2,500.0	2,500.0	2,550.0	2,600.0	2,675.0	2,200.0	12,525.0	11,860.0	24,385.0
Total										-	-	2,500.0	2,500.0	2,550.0	2,600.0	2,675.0	2,200.0	12,525.0	11,860.0	24,385.0

Source of Funds:										Prior Year(s)	Proposed Fiscal Year 2011			Projected Requirements				Five Year Total	Future Years	Total Project
											Carry Forward	New Funding	Year 1 Total	Year 2 FY 2012	Year 3 FY 2013	Year 4 FY 2014	Year 5 FY 2015			
Tucson Water Revenue and Operations Fund										-	-	1,510.0	1,510.0	1,540.0	1,570.0	1,616.0	1,661.0	7,897.0	8,954.0	16,851.0
Total										-	-	1,510.0	1,510.0	1,540.0	1,570.0	1,616.0	1,661.0	7,897.0	8,954.0	16,851.0

Project ID: W124
Start Date: Annual
End Date: Annual
Location: City and County

Project ID: W114
Start Date: Annual
End Date: Annual
Location: City and County

Fire Services

Description:

Design and install fire hydrants and fire sprinkler service connections in areas needed upon customer request and payment of connection fees.

Justification:

This project is required to provide for the installation of new fire hydrants and fire services to customers upon request.

Water Services

Description:

Install new metered water services upon customer request and payment of connection fees. These services include minor main connections, extensions, and meters to new services.

Justification:

This project is required to provide for the installation of new metered services to customers upon request.

Tucson Water - Potable General Plant

Five-Year Capital Improvement Program

(\$000)

Project Name / Fund	Prior Year(s)	Proposed Fiscal Year 2011			Projected Requirements				Five Year Total	Future Years	Total Project
		Carry Forward	New Funding	Year 1 Total	Year 2 FY 2012	Year 3 FY 2013	Year 4 FY 2014	Year 5 FY 2015			
Eastside Maintenance Facility											
2005 Water Revenue Bond Funds	771.8	-	-	-	-	-	-	-	-	-	771.8
2009 Water Revenue System Obligation Fund	150.0	-	-	-	-	-	-	-	-	-	150.0
2010 Water Revenue System Obligation Fund	-	-	4,000.0	4,000.0	-	-	-	-	4,000.0	-	4,000.0
Future Water Revenue Bonds	-	-	-	-	3,060.0	-	-	-	3,060.0	-	3,060.0
Tucson Water Revenue and Operations Fund	41.4	-	-	-	-	-	-	-	-	-	41.4
	963.2	-	4,000.0	4,000.0	3,060.0	-	-	-	7,060.0	-	8,023.2
Facility Safety and Security Infrastructure											
2009 Water Revenue System Obligation Fund	-	250.0	-	250.0	-	-	-	-	250.0	-	250.0
2010 Water Revenue System Obligation Fund	-	-	800.0	800.0	-	-	-	-	800.0	-	800.0
Future Water Revenue Bonds	-	-	-	-	1,020.0	1,040.0	1,070.0	1,100.0	4,230.0	5,930.0	10,160.0
	-	250.0	800.0	1,050.0	1,020.0	1,040.0	1,070.0	1,100.0	5,280.0	5,930.0	11,210.0
Line Replacement - 3/4"											
Tucson Water Revenue and Operations Fund	-	-	300.0	300.0	306.0	312.0	321.0	330.0	1,569.0	1,779.0	3,348.0
	-	-	300.0	300.0	306.0	312.0	321.0	330.0	1,569.0	1,779.0	3,348.0
Meter Upgrade and Replacement Program											
2010 Water Revenue System Obligation Fund	-	-	1,250.0	1,250.0	-	-	-	-	1,250.0	-	1,250.0
Future Water Revenue Bonds	-	-	-	-	1,151.0	1,560.0	1,338.0	1,100.0	5,149.0	5,930.0	11,079.0
	-	-	1,250.0	1,250.0	1,151.0	1,560.0	1,338.0	1,100.0	6,399.0	5,930.0	12,329.0
Miscellaneous Land and Right-of-Way Acquisitions											
Tucson Water Revenue and Operations Fund	-	-	10.0	10.0	10.0	10.0	11.0	11.0	52.0	59.0	111.0
	-	-	10.0	10.0	10.0	10.0	11.0	11.0	52.0	59.0	111.0
Responsive Meter Replacement											
2010 Water Revenue System Obligation Fund	-	-	500.0	500.0	-	-	-	-	500.0	-	500.0
Future Water Revenue Bonds	-	-	-	-	510.0	520.0	535.0	550.0	2,115.0	2,965.0	5,080.0
	-	-	500.0	500.0	510.0	520.0	535.0	550.0	2,615.0	2,965.0	5,580.0

Tucson Water - Potable General Plant

Five-Year Capital Improvement Program

(\$000)

Project Name / Fund	Prior Year(s)	Proposed Fiscal Year 2011			Projected Requirements				Five Year Total	Future Years	Total Project
		Carry Forward	New Funding	Year 1 Total	Year 2 FY 2012	Year 3 FY 2013	Year 4 FY 2014	Year 5 FY 2015			
Source Meter Replacement											
2010 Water Revenue System Obligation Fund	-	-	150.0	150.0	-	-	-	-	150.0	-	150.0
Future Water Revenue Bonds	-	-	-	-	153.0	156.0	161.0	165.0	635.0	890.0	1,525.0
	-	-	150.0	150.0	153.0	156.0	161.0	165.0	785.0	890.0	1,675.0
Program Area Total	963.2	250.0	7,010.0	7,260.0	6,210.0	3,598.0	3,436.0	3,256.0	23,760.0	17,553.0	42,276.2
Source of Funds Summary											
2005 Water Revenue Bond Funds	771.8	-	-	-	-	-	-	-	-	-	771.8
2009 Water Revenue System Obligation Fund	150.0	250.0	-	250.0	-	-	-	-	250.0	-	400.0
2010 Water Revenue System Obligation Fund	-	-	6,700.0	6,700.0	-	-	-	-	6,700.0	-	6,700.0
Future Water Revenue Bonds	-	-	-	-	5,894.0	3,276.0	3,104.0	2,915.0	15,189.0	15,715.0	30,904.0
Tucson Water Revenue and Operations Fund	41.4	-	310.0	310.0	316.0	322.0	332.0	341.0	1,621.0	1,838.0	3,500.4
Program Area Total	963.2	250.0	7,010.0	7,260.0	6,210.0	3,598.0	3,436.0	3,256.0	23,760.0	17,553.0	42,276.2

Tucson Water - Potable General Plant

(\$000)

<p>Eastside Maintenance Facility</p> <p>Description: Construct the new Eastside satellite facility at 10445 East Golf Links Road. This new satellite facility will house the department's Eastside Operations and Maintenance Division, Metering Services and Stores warehouse. Construction will begin in Fiscal Year 2011 and be completed in Fiscal Year 2012.</p> <p>Justification: This satellite facility will place maintenance crews close to the water assets that they maintain, thereby increasing operational efficiency.</p>	<p>Project ID: W504</p> <p>Start Date: 7/05</p> <p>End Date: 6/12</p> <p>Location: Ward 4</p>
--	---

Source of Funds:	Prior Year(s)	Proposed Fiscal Year 2011			Projected Requirements				Five Year Total	Future Years	Total Project
		Carry Forward	New Funding	Year 1 Total	Year 2 FY 2012	Year 3 FY 2013	Year 4 FY 2014	Year 5 FY 2015			
2005 Water Revenue Bond Funds	771.8	-	-	-	-	-	-	-	-	-	771.8
2009 Water Revenue System Obligation Fund	150.0	-	-	-	-	-	-	-	-	-	150.0
2010 Water Revenue System Obligation Fund	-	-	4,000.0	4,000.0	-	-	-	-	4,000.0	-	4,000.0
Future Water Revenue Bonds	-	-	-	-	3,060.0	-	-	-	3,060.0	-	3,060.0
Tucson Water Revenue and Operations Fund	41.4	-	-	-	-	-	-	-	-	-	41.4
Total	963.2	-	4,000.0	4,000.0	3,060.0	-	-	-	7,060.0	-	8,023.2

<p>Facility Safety and Security Infrastructure</p> <p>Description: Implementation of an enterprise-wide security system for Tucson Water. This project will include ongoing security analysis, acquisition and installation of security system hardware and software, video cameras, sensor equipment, as well as building modifications including wiring, access card reader installations and remodel work.</p> <p>Justification: This long-range project includes security for approximately 794 parcels owned by Tucson Water.</p>	<p>Project ID: W381</p> <p>Start Date: Annual</p> <p>End Date: Annual</p> <p>Location: City and County</p>
---	--

Source of Funds:	Prior Year(s)	Proposed Fiscal Year 2011			Projected Requirements				Five Year Total	Future Years	Total Project
		Carry Forward	New Funding	Year 1 Total	Year 2 FY 2012	Year 3 FY 2013	Year 4 FY 2014	Year 5 FY 2015			
2009 Water Revenue System Obligation Fund	-	250.0	-	250.0	-	-	-	-	250.0	-	250.0
2010 Water Revenue System Obligation Fund	-	-	800.0	800.0	-	-	-	-	800.0	-	800.0
Future Water Revenue Bonds	-	-	-	-	1,020.0	1,040.0	1,070.0	1,100.0	4,230.0	5,930.0	10,160.0
Total	-	250.0	800.0	1,050.0	1,020.0	1,040.0	1,070.0	1,100.0	5,280.0	5,930.0	11,210.0

Tucson Water - Potable General Plant

(\$000)

Line Replacement - 3/4"

Description:

Install replacement service lines as needed system-wide on an annual basis. These lines, primarily galvanized steel or High Density Polyethylene (HDPE), are replaced by new copper service lines as needed or upon customer request.

Justification:

This project is required for the replacement of deteriorated service lines. Replacing service lines reduces the number of emergency line repairs and extends the life of the service line.

Project ID: WR14

Start Date: Annual

End Date: Annual

Location: City and County

Source of Funds:	Prior Year(s)	Proposed Fiscal Year 2011			Projected Requirements				Five Year Total	Future Years	Total Project
		Carry Forward	New Funding	Year 1 Total	Year 2 FY 2012	Year 3 FY 2013	Year 4 FY 2014	Year 5 FY 2015			
Tucson Water Revenue and Operations Fund	0.0	-	300.0	300.0	306.0	312.0	321.0	330.0	1,569.0	1,779.0	3,348.0
Total	0.0	-	300.0	300.0	306.0	312.0	321.0	330.0	1,569.0	1,779.0	3,348.0

Meter Upgrade and Replacement Program

Description:

Upgrade and install replacement meters system-wide on an annual basis.

Justification:

Tucson Water has more than 30,000 meters over 20-years-old. Older meters become inefficient and tend to under-read water usage.

Project ID: W435

Start Date: Annual

End Date: Annual

Location: City and County

Source of Funds:	Prior Year(s)	Proposed Fiscal Year 2011			Projected Requirements				Five Year Total	Future Years	Total Project
		Carry Forward	New Funding	Year 1 Total	Year 2 FY 2012	Year 3 FY 2013	Year 4 FY 2014	Year 5 FY 2015			
2010 Water Revenue System Obligation Fund	-	-	1,250.0	1,250.0	-	-	-	-	1,250.0	-	1,250.0
Future Water Revenue Bonds	-	-	-	-	1,151.0	1,560.0	1,338.0	1,100.0	5,149.0	5,930.0	11,079.0
Total	-	-	1,250.0	1,250.0	1,151.0	1,560.0	1,338.0	1,100.0	6,399.0	5,930.0	12,329.0

Tucson Water - Potable General Plant

(\$000)

Miscellaneous Land and Right-of-Way Acquisitions										Project ID: W126	
Description: Budget capacity for preliminary real estate services necessary prior to determining the feasibility of a well, booster station, reservoir, or pipeline project. Services include the determination and acquisition of right-of-way, easements, or real property.										Start Date: Annual	
Justification: This project saves public money by determining the suitability of particular sites or routes prior to investing money in place-based design.										End Date: Annual	
										Location: City and County	
Source of Funds:	Prior Year(s)	Proposed Fiscal Year 2011			Projected Requirements				Five Year Total	Future Years	Total Project
		Carry Forward	New Funding	Year 1 Total	Year 2 FY 2012	Year 3 FY 2013	Year 4 FY 2014	Year 5 FY 2015			
Tucson Water Revenue and Operations Fund	-	-	10.0	10.0	10.0	10.0	11.0	11.0	52.0	59.0	111.0
Total	-	-	10.0	10.0	10.0	10.0	11.0	11.0	52.0	59.0	111.0

Responsive Meter Replacement										Project ID: W716	
Description: Budget capacity to replace meters that are not included in the on-going residential meter replacement program.										Start Date: Annual	
Justification: Increase efficiency and revenues by replacing meters that under read or fail to read consumption properly.										End Date: Annual	
										Location: City and County	
Source of Funds:	Prior Year(s)	Proposed Fiscal Year 2011			Projected Requirements				Five Year Total	Future Years	Total Project
		Carry Forward	New Funding	Year 1 Total	Year 2 FY 2012	Year 3 FY 2013	Year 4 FY 2014	Year 5 FY 2015			
2010 Water Revenue System Obligation Fund	-	-	500.0	500.0	-	-	-	-	500.0	-	500.0
Future Water Revenue Bonds	-	-	-	-	510.0	520.0	535.0	550.0	2,115.0	2,965.0	5,080.0
Total	-	-	500.0	500.0	510.0	520.0	535.0	550.0	2,615.0	2,965.0	5,580.0

Tucson Water - Potable General Plant

(\$000)

Source Meter Replacement Description: Install new magnetic meters at the wellheads to improve the accounting of how much potable water is produced. Justification: This project will assist in determining the amount of real losses versus apparent losses of water.										Project ID: W715 Start Date: Annual End Date: Annual Location: Citywide	
Source of Funds:	Prior Year(s)	Proposed Fiscal Year 2011			Projected Requirements				Five Year Total	Future Years	Total Project
		Carry Forward	New Funding	Year 1 Total	Year 2 FY 2012	Year 3 FY 2013	Year 4 FY 2014	Year 5 FY 2015			
2010 Water Revenue System Obligation Fund	-	-	150.0	150.0	-	-	-	-	150.0	-	150.0
Future Water Revenue Bonds	-	-	-	-	153.0	156.0	161.0	165.0	635.0	890.0	1,525.0
Total	-	-	150.0	150.0	153.0	156.0	161.0	165.0	785.0	890.0	1,675.0

Tucson Water - Potable Treatment

Five-Year Capital Improvement Program

(\$000)

Project Name / Fund	Prior Year(s)	Proposed Fiscal Year 2011			Projected Requirements				Five Year Total	Future Years	Total Project
		Carry Forward	New Funding	Year 1 Total	Year 2 FY 2012	Year 3 FY 2013	Year 4 FY 2014	Year 5 FY 2015			
Advanced Oxidation Process Treatment											
2009 Water Revenue System Obligation Fund	826.7	300.0	-	300.0	-	-	-	-	300.0	-	1,126.7
2010 Water Revenue System Obligation Fund	-	-	4,000.0	4,000.0	-	-	-	-	4,000.0	-	4,000.0
Future Water Revenue Bonds	-	-	-	-	2,040.0	-	-	-	2,040.0	-	2,040.0
Water Infrastructure Reserve Fund	123.3	-	-	-	-	-	-	-	-	-	123.3
	950.0	300.0	4,000.0	4,300.0	2,040.0	-	-	-	6,340.0	-	7,290.0
CAVSARP Central Disinfection Facility											
2009 Water Revenue System Obligation Fund	17.3	-	-	-	-	-	-	-	-	-	17.3
2010 Water Revenue System Obligation Fund	-	-	275.0	275.0	-	-	-	-	275.0	-	275.0
Water Infrastructure Reserve Fund	14.7	-	-	-	-	-	-	-	-	-	14.7
	32.0	-	275.0	275.0	-	-	-	-	275.0	-	307.0
Clearwater Chemical Feed System Upgrades											
Future Water Revenue Bonds	-	-	-	-	-	-	-	970.0	970.0	-	970.0
Tucson Water Revenue and Operations Fund	-	-	-	-	-	-	-	1,230.0	1,230.0	-	1,230.0
	-	-	-	-	-	-	-	2,200.0	2,200.0	-	2,200.0
Laboratory Information Management System											
2009 Water Revenue System Obligation Fund	250.0	-	-	-	-	-	-	-	-	-	250.0
2010 Water Revenue System Obligation Fund	-	-	250.0	250.0	-	-	-	-	250.0	-	250.0
	250.0	-	250.0	250.0	-	-	-	-	250.0	-	500.0

Tucson Water - Potable Treatment

Five-Year Capital Improvement Program

(\$000)

Project Name / Fund	Prior Year(s)	Proposed Fiscal Year 2011			Projected Requirements				Five Year Total	Future Years	Total Project
		Carry Forward	New Funding	Year 1 Total	Year 2 FY 2012	Year 3 FY 2013	Year 4 FY 2014	Year 5 FY 2015			
Santa Cruz Wellfield Chem. Feed/ Monitoring Fac.											
2009 Water Revenue System Obligation Fund	500.0	100.0	-	100.0	-	-	-	-	100.0	-	600.0
2010 Water Revenue System Obligation Fund	-	-	1,250.0	1,250.0	-	-	-	-	1,250.0	-	1,250.0
	<u>500.0</u>	<u>100.0</u>	<u>1,250.0</u>	<u>1,350.0</u>	<u>-</u>	<u>-</u>	<u>-</u>	<u>-</u>	<u>1,350.0</u>	<u>-</u>	<u>1,850.0</u>
Program Area Total	1,732.0	400.0	5,775.0	6,175.0	2,040.0	-	-	2,200.0	10,415.0	-	12,147.0
Source of Funds Summary											
2009 Water Revenue System Obligation Fund	1,594.0	400.0	-	400.0	-	-	-	-	400.0	-	1,994.0
2010 Water Revenue System Obligation Fund	-	-	5,775.0	5,775.0	-	-	-	-	5,775.0	-	5,775.0
Future Water Revenue Bonds	-	-	-	-	2,040.0	-	-	970.0	3,010.0	-	3,010.0
Tucson Water Revenue and Operations Fund	-	-	-	-	-	-	-	1,230.0	1,230.0	-	1,230.0
Water Infrastructure Reserve Fund	138.0	-	-	-	-	-	-	-	-	-	138.0
Program Area Total	1,732.0	400.0	5,775.0	6,175.0	2,040.0	-	-	2,200.0	10,415.0	-	12,147.0

Tucson Water - Potable Treatment

(\$000)

Advanced Oxidation Process Treatment

Description:

Design and construct an Advanced Oxidation Process Treatment Plant to treat Tucson Airport Remediation Project (TARP) water for 1,4-dioxane removal. The plant will be located at the TARP Facility near I-19 and Irvington.

Project ID: W727

Start Date: 7/09

End Date: 6/12

Location: Citywide

Justification:

The Environmental Protection Agency is expected to establish health based limits for 1,4-dioxane. Construction of a treatment plant is needed to ensure compliance.

Source of Funds:	Prior Year(s)	Proposed Fiscal Year 2011			Projected Requirements				Five Year Total	Future Years	Total Project
		Carry Forward	New Funding	Year 1 Total	Year 2 FY 2012	Year 3 FY 2013	Year 4 FY 2014	Year 5 FY 2015			
2009 Water Revenue System Obligation Fund	826.7	300.0	-	300.0	-	-	-	-	300.0	-	1,126.7
2010 Water Revenue System Obligation Fund	-	-	4,000.0	4,000.0	-	-	-	-	4,000.0	-	4,000.0
Future Water Revenue Bonds	-	-	-	-	2,040.0	-	-	-	2,040.0	-	2,040.0
Water Infrastructure Reserve Fund	123.3	-	-	-	-	-	-	-	-	-	123.3
Total	950.0	300.0	4,000.0	4,300.0	2,040.0	-	-	-	6,340.0	-	7,290.0

CAVSARP Central Disinfection Facility

Description:

This project will provide a central point of control to feed sodium hypochlorite into the Central Avra Valley Storage and Recovery Project (CAVSARP) recovered water supply, thereby eliminating multiple smaller facilities at wellheads throughout the CAVSARP system.

Project ID: W729

Start Date: 7/09

End Date: 6/11

Location: County

Justification:

This will also reduce maintenance costs and provide for more efficient and controlled disinfection.

Source of Funds:	Prior Year(s)	Proposed Fiscal Year 2011			Projected Requirements				Five Year Total	Future Years	Total Project
		Carry Forward	New Funding	Year 1 Total	Year 2 FY 2012	Year 3 FY 2013	Year 4 FY 2014	Year 5 FY 2015			
2009 Water Revenue System Obligation Fund	17.3	-	-	-	-	-	-	-	-	-	17.3
2010 Water Revenue System Obligation Fund	-	-	275.0	275.0	-	-	-	-	275.0	-	275.0
Water Infrastructure Reserve Fund	14.7	-	-	-	-	-	-	-	-	-	14.7
Total	32.0	-	275.0	275.0	-	-	-	-	275.0	-	307.0

Tucson Water - Potable Treatment

(\$000)

Clearwater Chemical Feed System Upgrades

Description:

Provide and install chemical metering pumps and chemical storage tanks at the Hayden-Udall Plant.

Project ID: W577

Start Date: 7/14

End Date: 6/15

Location: County

Justification:

This project is necessary to accommodate the increased flow of water to Hayden-Udall as more Southern Avra Valley Storage and Recovery Project (SAVSARP) water is introduced into the system.

Source of Funds:	Prior Year(s)	Proposed Fiscal Year 2011			Projected Requirements				Five Year Total	Future Years	Total Project
		Carry Forward	New Funding	Year 1 Total	Year 2 FY 2012	Year 3 FY 2013	Year 4 FY 2014	Year 5 FY 2015			
Future Water Revenue Bonds	-	-	-	-	-	-	-	970.0	970.0	-	970.0
Tucson Water Revenue and Operations Fund	-	-	-	-	-	-	-	1,230.0	1,230.0	-	1,230.0
Total	-	-	-	-	-	-	-	2,200.0	2,200.0	-	2,200.0

Laboratory Information Management System

Description:

Purchase and install hardware to upgrade the communication system used to transmit data from the Water Quality Database to end users.

Project ID: W756

Start Date: 7/09

End Date: 6/11

Location: City and County

Justification:

The current system is not compatible with recent upgrades made in the City's Information Technology Department.

Source of Funds:	Prior Year(s)	Proposed Fiscal Year 2011			Projected Requirements				Five Year Total	Future Years	Total Project
		Carry Forward	New Funding	Year 1 Total	Year 2 FY 2012	Year 3 FY 2013	Year 4 FY 2014	Year 5 FY 2015			
2009 Water Revenue System Obligation Fund	250.0	-	-	-	-	-	-	-	-	-	250.0
2010 Water Revenue System Obligation Fund	-	-	250.0	250.0	-	-	-	-	250.0	-	250.0
Total	250.0	-	250.0	250.0	-	-	-	-	250.0	-	500.0

Tucson Water - Potable Treatment

(\$000)

Santa Cruz Wellfield Chem. Feed/ Monitoring Fac. Description: This project consists of a land acquisition and design and construction of a Chemical Feed and Water Quality Monitoring Facility to provide pH adjustment, disinfection, and water quality monitoring through Supervisory Control and Data Acquisition (SCADA). Justification: This facility will ensure optimized finished water is continually realized in the distribution system to approximately 50,000 customers.										Project ID: W759 Start Date: 7/09 End Date: 6/11 Location: City and County	
Source of Funds:	Prior Year(s)	Proposed Fiscal Year 2011			Projected Requirements				Five Year Total	Future Years	Total Project
		Carry Forward	New Funding	Year 1 Total	Year 2 FY 2012	Year 3 FY 2013	Year 4 FY 2014	Year 5 FY 2015			
2009 Water Revenue System Obligation Fund	500.0	100.0	-	100.0	-	-	-	-	100.0	-	600.0
2010 Water Revenue System Obligation Fund	-	-	1,250.0	1,250.0	-	-	-	-	1,250.0	-	1,250.0
Total	500.0	100.0	1,250.0	1,350.0	-	-	-	-	1,350.0	-	1,850.0

Tucson Water - Potable Process Control

Five-Year Capital Improvement Program

(\$000)

Project Name / Fund	Prior Year(s)	Proposed Fiscal Year 2011			Projected Requirements				Five Year Total	Future Years	Total Project
		Carry Forward	New Funding	Year 1 Total	Year 2 FY 2012	Year 3 FY 2013	Year 4 FY 2014	Year 5 FY 2015			
Arc Flash Service Upgrades											
2005 Water Revenue Bond Funds	80.2	-	-	-	-	-	-	-	-	-	80.2
2009 Water Revenue System Obligation Fund	300.0	200.0	-	200.0	-	-	-	-	200.0	-	500.0
2010 Water Revenue System Obligation Fund	-	-	1,000.0	1,000.0	-	-	-	-	1,000.0	-	1,000.0
Future Water Revenue Bonds	-	-	-	-	51.0	52.0	-	-	103.0	-	103.0
Water Infrastructure Reserve Fund	233.9	-	-	-	-	-	-	-	-	-	233.9
	614.1	200.0	1,000.0	1,200.0	51.0	52.0	-	-	1,303.0	-	1,917.1
Control Panel Replacements: Potable											
2010 Water Revenue System Obligation Fund	-	-	120.0	120.0	-	-	-	-	120.0	-	120.0
Future Water Revenue Bonds	-	-	-	-	122.0	125.0	128.0	110.0	485.0	593.0	1,078.0
	-	-	120.0	120.0	122.0	125.0	128.0	110.0	605.0	593.0	1,198.0
Process Control Projects - Future											
Future Water Revenue Bonds	-	-	-	-	1,020.0	1,560.0	1,070.0	-	3,650.0	2,372.0	6,022.0
	-	-	-	-	1,020.0	1,560.0	1,070.0	-	3,650.0	2,372.0	6,022.0
Remote Control System Upgrades											
2009 Water Revenue System Obligation Fund	-	25.0	-	25.0	-	-	-	-	25.0	-	25.0
2010 Water Revenue System Obligation Fund	-	-	150.0	150.0	-	-	-	-	150.0	-	150.0
Future Water Revenue Bonds	-	-	-	-	153.0	156.0	161.0	550.0	1,020.0	2,965.0	3,985.0
	-	25.0	150.0	175.0	153.0	156.0	161.0	550.0	1,195.0	2,965.0	4,160.0
SCADA Communications Upgrade											
2010 Water Revenue System Obligation Fund	-	-	100.0	100.0	-	-	-	-	100.0	-	100.0
Future Water Revenue Bonds	-	-	-	-	102.0	104.0	107.0	110.0	423.0	593.0	1,016.0
	-	-	100.0	100.0	102.0	104.0	107.0	110.0	523.0	593.0	1,116.0

Tucson Water - Potable Process Control

Five-Year Capital Improvement Program

(\$000)

Project Name / Fund	Prior Year(s)	Proposed Fiscal Year 2011			Projected Requirements				Five Year Total	Future Years	Total Project
		Carry Forward	New Funding	Year 1 Total	Year 2 FY 2012	Year 3 FY 2013	Year 4 FY 2014	Year 5 FY 2015			
SCADA Improvement											
2009 Water Revenue System Obligation Fund	521.2	100.0	-	100.0	-	-	-	-	100.0	-	621.2
2010 Water Revenue System Obligation Fund	-	-	750.0	750.0	-	-	-	-	750.0	-	750.0
Water Infrastructure Reserve Fund	1.4	-	-	-	-	-	-	-	-	-	1.4
	522.5	100.0	750.0	850.0	-	-	-	-	850.0	-	1,372.5
Program Area Total	1,136.6	325.0	2,120.0	2,445.0	1,448.0	1,997.0	1,466.0	770.0	8,126.0	6,523.0	15,785.6

Source of Funds Summary											
2005 Water Revenue Bond Funds	80.2	-	-	-	-	-	-	-	-	-	80.2
2009 Water Revenue System Obligation Fund	821.2	325.0	-	325.0	-	-	-	-	325.0	-	1,146.2
2010 Water Revenue System Obligation Fund	-	-	2,120.0	2,120.0	-	-	-	-	2,120.0	-	2,120.0
Future Water Revenue Bonds	-	-	-	-	1,448.0	1,997.0	1,466.0	770.0	5,681.0	6,523.0	12,204.0
Water Infrastructure Reserve Fund	235.3	-	-	-	-	-	-	-	-	-	235.3
Program Area Total	1,136.6	325.0	2,120.0	2,445.0	1,448.0	1,997.0	1,466.0	770.0	8,126.0	6,523.0	15,785.6

Tucson Water - Potable Process Control

(\$000)

<p>Arc Flash Service Upgrades</p> <p>Description: Purchase and install on-site power interrupt switches, new label plates warning of potential arc flash hazard, and new protective equipment for personnel that visit a site.</p> <p>Justification: Occupational Safety and Health Administration (OSHA) regulation NFPA-70E on electrical safety requires all non-occupied Water Department sites containing electrical breakers or switchgear to be brought into compliance.</p>	<p>Project ID: W668</p> <p>Start Date: 7/07</p> <p>End Date: 6/13</p> <p>Location: City and County</p>
--	--

Source of Funds:	Prior Year(s)	Proposed Fiscal Year 2011			Projected Requirements				Five Year Total	Future Years	Total Project
		Carry Forward	New Funding	Year 1 Total	Year 2 FY 2012	Year 3 FY 2013	Year 4 FY 2014	Year 5 FY 2015			
2005 Water Revenue Bond Funds	80.2	-	-	-	-	-	-	-	-	-	80.2
2009 Water Revenue System Obligation Fund	300.0	200.0	-	200.0	-	-	-	-	200.0	-	500.0
2010 Water Revenue System Obligation Fund	-	-	1,000.0	1,000.0	-	-	-	-	1,000.0	-	1,000.0
Future Water Revenue Bonds	-	-	-	-	51.0	52.0	-	-	103.0	-	103.0
Water Infrastructure Reserve Fund	233.9	-	-	-	-	-	-	-	-	-	233.9
Total	614.1	200.0	1,000.0	1,200.0	51.0	52.0	-	-	1,303.0	-	1,917.1

<p>Control Panel Replacements: Potable</p> <p>Description: Install new control panels and electronic equipment at existing production facilities such as wells, boosters, reservoirs, and pressure reducing valve facilities.</p> <p>Justification: The existing control panels are approaching 20 years of service and need to be replaced to ensure system reliability.</p>	<p>Project ID: W045</p> <p>Start Date: Annual</p> <p>End Date: Annual</p> <p>Location: City and County</p>
--	--

Source of Funds:	Prior Year(s)	Proposed Fiscal Year 2011			Projected Requirements				Five Year Total	Future Years	Total Project
		Carry Forward	New Funding	Year 1 Total	Year 2 FY 2012	Year 3 FY 2013	Year 4 FY 2014	Year 5 FY 2015			
2010 Water Revenue System Obligation Fund	-	-	120.0	120.0	-	-	-	-	120.0	-	120.0
Future Water Revenue Bonds	-	-	-	-	122.0	125.0	128.0	110.0	485.0	593.0	1,078.0
Total	-	-	120.0	120.0	122.0	125.0	128.0	110.0	605.0	593.0	1,198.0

Tucson Water - Potable Process Control

(\$000)

<p>Process Control Projects - Future</p> <p>Description: Budget capacity for anticipated but not yet specifically identified projects. Projects will be determined as part of the Supervisory Control and Data Aquisition (SCADA) Master Plan through Tucson Water's ongoing capital planning process, which takes a comprehensive look at system needs.</p> <p>Justification: The Data Logging and Real Time Control System provides continuous logging and control of all functions necessary to properly operate the water system. Ongoing improvements to the system are needed to keep it functioning properly and ensure system reliability.</p>	<p>Project ID: WJ99</p> <p>Start Date: 7/11</p> <p>End Date: 6/19</p> <p>Location: City and County</p>
---	--

Source of Funds:	Prior Year(s)	Proposed Fiscal Year 2011			Projected Requirements				Five Year Total	Future Years	Total Project
		Carry Forward	New Funding	Year 1 Total	Year 2 FY 2012	Year 3 FY 2013	Year 4 FY 2014	Year 5 FY 2015			
Future Water Revenue Bonds	-	-	-	-	1,020.0	1,560.0	1,070.0	-	3,650.0	2,372.0	6,022.0
Total	-	-	-	-	1,020.0	1,560.0	1,070.0	-	3,650.0	2,372.0	6,022.0

<p>Remote Control System Upgrades</p> <p>Description: Upgrade the field controllers and associated instrumentation, as necessary, to bring the sites into compliance with Tucson Water's Remote Site Instrumentation and Control Standards.</p> <p>Justification: Currently 200 turbitrol remote control systems are installed to operate various boosters, reservoirs, and well sites. The manufacturer no longer services this equipment and it needs to be replaced to ensure efficient system operation.</p>	<p>Project ID: W521</p> <p>Start Date: Annual</p> <p>End Date: Annual</p> <p>Location: City and County</p>
---	--

Source of Funds:	Prior Year(s)	Proposed Fiscal Year 2011			Projected Requirements				Five Year Total	Future Years	Total Project
		Carry Forward	New Funding	Year 1 Total	Year 2 FY 2012	Year 3 FY 2013	Year 4 FY 2014	Year 5 FY 2015			
2009 Water Revenue System Obligation Fund	-	25.0	-	25.0	-	-	-	-	25.0	-	25.0
2010 Water Revenue System Obligation Fund	-	-	150.0	150.0	-	-	-	-	150.0	-	150.0
Future Water Revenue Bonds	-	-	-	-	153.0	156.0	161.0	550.0	1,020.0	2,965.0	3,985.0
Total	-	25.0	150.0	175.0	153.0	156.0	161.0	550.0	1,195.0	2,965.0	4,160.0

Tucson Water - Potable Process Control

(\$000)

SCADA Communications Upgrade										Project ID: W486	
Description: Design and install new networking, switchgear components, and master radio site equipment at various locations.										Start Date: Annual End Date: Annual	
Justification: Expansion of the Supervisory Control and Data Acquisition (SCADA) communication infrastructure is necessary to keep pace with growth in the water system service area. The project will enhance fiber optic connectivity, improve network security, and increase the SCADA master radio coverage area.										Location: City and County	
Source of Funds:	Prior Year(s)	Proposed Fiscal Year 2011			Projected Requirements				Five Year Total	Future Years	Total Project
		Carry Forward	New Funding	Year 1 Total	Year 2 FY 2012	Year 3 FY 2013	Year 4 FY 2014	Year 5 FY 2015			
2010 Water Revenue System Obligation Fund	-	-	100.0	100.0	-	-	-	-	100.0	-	100.0
Future Water Revenue Bonds	-	-	-	-	102.0	104.0	107.0	110.0	423.0	593.0	1,016.0
Total	-	-	100.0	100.0	102.0	104.0	107.0	110.0	523.0	593.0	1,116.0

SCADA Improvement										Project ID: W732	
Description: Tucson Water has numerous Supervisory Control and Data Acquisition (SCADA) field sites that contain obsolete equipment over 25 years old. The SCADA system allows utility system operators to remotely acquire data needed to assess the condition of pumps, boosters, basin levels, valve positions, and other key components throughout the water system.										Start Date: 7/09 End Date: 6/11	
Justification: This project is necessary to develop and implement a long-term comprehensive plan for upgrading field equipment, integrating new instrumentation, improving efficiencies in system communications and addressing safety and security issues.										Location: City and County	
Source of Funds:	Prior Year(s)	Proposed Fiscal Year 2011			Projected Requirements				Five Year Total	Future Years	Total Project
		Carry Forward	New Funding	Year 1 Total	Year 2 FY 2012	Year 3 FY 2013	Year 4 FY 2014	Year 5 FY 2015			
2009 Water Revenue System Obligation Fund	521.2	100.0	-	100.0	-	-	-	-	100.0	-	621.2
2010 Water Revenue System Obligation Fund	-	-	750.0	750.0	-	-	-	-	750.0	-	750.0
Water Infrastructure Reserve Fund	1.4	-	-	-	-	-	-	-	-	-	1.4
Total	522.5	100.0	750.0	850.0	-	-	-	-	850.0	-	1,372.5

Tucson Water - Capitalized Expense

Five-Year Capital Improvement Program

(\$000)

Project Name / Fund	Prior Year(s)	Proposed Fiscal Year 2011			Projected Requirements				Five Year Total	Future Years	Total Project
		Carry Forward	New Funding	Year 1 Total	Year 2 FY 2012	Year 3 FY 2013	Year 4 FY 2014	Year 5 FY 2015			
Capitalized Expense											
Tucson Water Revenue and Operations Fund	-	-	6,500.0	6,500.0	6,630.0	6,760.0	6,955.0	7,150.0	33,995.0	38,545.0	72,540.0
	-	-	6,500.0	6,500.0	6,630.0	6,760.0	6,955.0	7,150.0	33,995.0	38,545.0	72,540.0
Debt Funded Capitalized Interest											
Tucson Water Revenue and Operations Fund	-	-	1,657.0	1,657.0	1,712.0	1,413.0	1,186.0	996.0	6,964.0	6,964.0	13,928.0
	-	-	1,657.0	1,657.0	1,712.0	1,413.0	1,186.0	996.0	6,964.0	6,964.0	13,928.0
Program Area Total	-	-	8,157.0	8,157.0	8,342.0	8,173.0	8,141.0	8,146.0	40,959.0	45,509.0	86,468.0
Source of Funds Summary											
Tucson Water Revenue and Operations Fund	-	-	8,157.0	8,157.0	8,342.0	8,173.0	8,141.0	8,146.0	40,959.0	45,509.0	86,468.0
Program Area Total	-	-	8,157.0	8,157.0	8,342.0	8,173.0	8,141.0	8,146.0	40,959.0	45,509.0	86,468.0

Tucson Water - Capitalized Expense

(\$000)

<p>Capitalized Expense</p> <p>Description: Budget capacity for capitalizing Tucson Water's administrative overhead expenses that are associated with implementing capital projects but are not directly identifiable with specific projects. An indirect cost formula has been developed by the Finance Department and Tucson Water for the allocation of these indirect expenses.</p> <p>Justification: The capital portion of the utility's administrative overhead costs must be capitalized as a depreciable asset.</p>	<p>Project ID: W129</p> <p>Start Date: Annual</p> <p>End Date: Annual</p> <p>Location: Citywide</p>
--	---

Source of Funds:	Prior Year(s)	Proposed Fiscal Year 2011			Projected Requirements				Five Year Total	Future Years	Total Project
		Carry Forward	New Funding	Year 1 Total	Year 2 FY 2012	Year 3 FY 2013	Year 4 FY 2014	Year 5 FY 2015			
Tucson Water Revenue and Operations Fund	-	-	6,500.0	6,500.0	6,630.0	6,760.0	6,955.0	7,150.0	33,995.0	38,545.0	72,540.0
Total	-	-	6,500.0	6,500.0	6,630.0	6,760.0	6,955.0	7,150.0	33,995.0	38,545.0	72,540.0

<p>Debt Funded Capitalized Interest</p> <p>Description: In accordance with Generally Accepted Accounting Principles (GAAP), the decision was recently made by the Water Utility and the Finance Department to capitalize a portion of interest on debt that specifically relates to the construction of water assets. This increase in the capital budget will be offset by a decrease in the debt-service line item in the Operating and Maintenance Budget.</p> <p>Justification: Capitalization of interest will result in interest being amortized over the life of the asset rather than being immediately expensed.</p>	<p>Project ID: W763</p> <p>Start Date: Annual</p> <p>End Date: Annual</p> <p>Location: City and County</p>
--	--

Source of Funds:	Prior Year(s)	Proposed Fiscal Year 2011			Projected Requirements				Five Year Total	Future Years	Total Project
		Carry Forward	New Funding	Year 1 Total	Year 2 FY 2012	Year 3 FY 2013	Year 4 FY 2014	Year 5 FY 2015			
Tucson Water Revenue and Operations Fund	-	-	1,657.0	1,657.0	1,712.0	1,413.0	1,186.0	996.0	6,964.0	6,964.0	13,928.0
Total	-	-	1,657.0	1,657.0	1,712.0	1,413.0	1,186.0	996.0	6,964.0	6,964.0	13,928.0

Tucson Water - Reclaimed Water System

Five-Year Capital Improvement Program

(\$000)

Program Area	Prior Year(s)	Proposed Fiscal Year 2011			Projected Requirements				Five Year Total	Future Years	Total Project
		Carry Forward	New Funding	Year 1 Total	Year 2 FY 2012	Year 3 FY 2013	Year 4 FY 2014	Year 5 FY 2015			
Tucson Water - Reclaimed Source Development	1,659.3	565.0	290.0	855.0	3,295.0	8,850.0	-	-	13,000.0	-	14,659.3
Tucson Water - Reclaimed Pumping Plant	317.0	110.0	610.0	720.0	969.0	1,196.0	1,124.0	330.0	4,339.0	4,870.0	9,526.0
Tucson Water - Reclaimed Transmission	447.2	150.0	250.0	400.0	204.0	-	-	-	604.0	-	1,051.2
Tucson Water - Reclaimed Distribution	-	-	170.0	170.0	173.0	229.0	278.0	286.0	1,136.0	1,542.0	2,678.0
Tucson Water - Reclaimed New Services	-	-	50.0	50.0	51.0	52.0	54.0	55.0	262.0	297.0	559.0
Tucson Water - Reclaimed Treatment	-	-	50.0	50.0	51.0	52.0	54.0	55.0	262.0	297.0	559.0
Tucson Water - Reclaimed Process Control	-	-	100.0	100.0	102.0	156.0	268.0	275.0	901.0	1,240.0	2,141.0
Program Total	2,423.5	825.0	1,520.0	2,345.0	4,845.0	10,535.0	1,778.0	1,001.0	20,504.0	8,246.0	31,173.5

Source of Funds Summary											
1994 Water Revenue Bond Funds	0.8	-	-	-	-	-	-	-	-	-	0.8
2000 Water Revenue Bond Funds	986.5	-	-	-	-	-	-	-	-	-	986.5
2005 Water Revenue Bond Funds	266.3	-	-	-	-	-	-	-	-	-	266.3
2009 Water Revenue System Obligation Fund	1,048.2	825.0	-	825.0	-	-	-	-	825.0	-	1,873.2
2010 Water Revenue System Obligation Fund	-	-	1,450.0	1,450.0	-	-	-	-	1,450.0	-	1,450.0
Future Water Revenue Bonds	-	-	-	-	4,774.0	10,462.0	1,660.0	880.0	17,776.0	7,593.0	25,369.0
Tucson Water Revenue and Operations Fund	105.7	-	70.0	70.0	71.0	73.0	118.0	121.0	453.0	653.0	1,211.7
Water Infrastructure Reserve Fund	15.9	-	-	-	-	-	-	-	-	-	15.9
Program Total	2,423.5	825.0	1,520.0	2,345.0	4,845.0	10,535.0	1,778.0	1,001.0	20,504.0	8,246.0	31,173.5

Tucson Water - Reclaimed Source Development

Five-Year Capital Improvement Program

(\$000)

Project Name / Fund	Prior Year(s)	Proposed Fiscal Year 2011			Projected Requirements				Five Year Total	Future Years	Total Project
		Carry Forward	New Funding	Year 1 Total	Year 2 FY 2012	Year 3 FY 2013	Year 4 FY 2014	Year 5 FY 2015			
EW-009A Reclaimed Extraction Well Drilling											
2010 Water Revenue System Obligation Fund	-	-	240.0	240.0	-	-	-	-	240.0	-	240.0
	-	-	240.0	240.0	-	-	-	-	240.0	-	240.0
Equip Reclaimed Well EW-008											
2005 Water Revenue Bond Funds	44.5	-	-	-	-	-	-	-	-	-	44.5
2009 Water Revenue System Obligation Fund	50.0	400.0	-	400.0	-	-	-	-	400.0	-	450.0
	94.5	400.0	-	400.0	-	-	-	-	400.0	-	494.5
Equip Reclaimed Wells EW-009 & EW-010											
2010 Water Revenue System Obligation Fund	-	-	50.0	50.0	-	-	-	-	50.0	-	50.0
Future Water Revenue Bonds	-	-	-	-	459.0	-	-	-	459.0	-	459.0
	-	-	50.0	50.0	459.0	-	-	-	509.0	-	509.0
Reclaimed Extraction Well Drilling											
Future Water Revenue Bonds	-	-	-	-	286.0	-	-	-	286.0	-	286.0
	-	-	-	-	286.0	-	-	-	286.0	-	286.0
Reclaimed Source Development General											
Future Water Revenue Bonds	-	-	-	-	2,040.0	2,080.0	-	-	4,120.0	-	4,120.0
	-	-	-	-	2,040.0	2,080.0	-	-	4,120.0	-	4,120.0

Tucson Water - Reclaimed Source Development

Five-Year Capital Improvement Program

(\$000)

Project Name / Fund	Prior Year(s)	Proposed Fiscal Year 2011			Projected Requirements				Five Year Total	Future Years	Total Project
		Carry Forward	New Funding	Year 1 Total	Year 2 FY 2012	Year 3 FY 2013	Year 4 FY 2014	Year 5 FY 2015			
Reclaimed Storage and Recovery											
1994 Water Revenue Bond Funds	0.8	-	-	-	-	-	-	-	-	-	0.8
2000 Water Revenue Bond Funds	986.5	-	-	-	-	-	-	-	-	-	986.5
2005 Water Revenue Bond Funds	127.5	-	-	-	-	-	-	-	-	-	127.5
2009 Water Revenue System Obligation Fund	344.2	165.0	-	165.0	-	-	-	-	165.0	-	509.2
Future Water Revenue Bonds	-	-	-	-	510.0	6,770.0	-	-	7,280.0	-	7,280.0
Tucson Water Revenue and Operations Fund	105.7	-	-	-	-	-	-	-	-	-	105.7
	1,564.7	165.0	-	165.0	510.0	6,770.0	-	-	7,445.0	-	9,009.7
Program Area Total	1,659.3	565.0	290.0	855.0	3,295.0	8,850.0	-	-	13,000.0	-	14,659.3
Source of Funds Summary											
1994 Water Revenue Bond Funds	0.8	-	-	-	-	-	-	-	-	-	0.8
2000 Water Revenue Bond Funds	986.5	-	-	-	-	-	-	-	-	-	986.5
2005 Water Revenue Bond Funds	172.0	-	-	-	-	-	-	-	-	-	172.0
2009 Water Revenue System Obligation Fund	394.2	565.0	-	565.0	-	-	-	-	565.0	-	959.2
2010 Water Revenue System Obligation Fund	-	-	290.0	290.0	-	-	-	-	290.0	-	290.0
Future Water Revenue Bonds	-	-	-	-	3,295.0	8,850.0	-	-	12,145.0	-	12,145.0
Tucson Water Revenue and Operations Fund	105.7	-	-	-	-	-	-	-	-	-	105.7
Program Area Total	1,659.3	565.0	290.0	855.0	3,295.0	8,850.0	-	-	13,000.0	-	14,659.3

Tucson Water - Reclaimed Source Development

(\$000)

Equip Reclaimed Well EW-008

Description:

Install pumping control equipment and discharge piping to Well EW-008.

Project ID: W669

Start Date: 7/08

End Date: 6/11

Location: City and County

Justification:

This project will recover recharged reclaimed water and increase the capacity of the reclaimed system to meet existing customer demand.

Source of Funds:	Prior Year(s)	Proposed Fiscal Year 2011			Projected Requirements				Five Year Total	Future Years	Total Project
		Carry Forward	New Funding	Year 1 Total	Year 2 FY 2012	Year 3 FY 2013	Year 4 FY 2014	Year 5 FY 2015			
2005 Water Revenue Bond Funds	44.5	-	-	-	-	-	-	-	-	-	44.5
2009 Water Revenue System Obligation Fund	50.0	400.0	-	400.0	-	-	-	-	400.0	-	450.0
Total	94.5	400.0	-	400.0	-	-	-	-	400.0	-	494.5

Equip Reclaimed Wells EW-009 & EW-010

Description:

Install pumping control equipment and discharge piping to recover water from the new wells.

Project ID: W700

Start Date: 7/10

End Date: 6/12

Location: City and County

Justification:

This project will recover recharged effluent water and increase the capacity of the reclaimed system to serve new customers.

Source of Funds:	Prior Year(s)	Proposed Fiscal Year 2011			Projected Requirements				Five Year Total	Future Years	Total Project
		Carry Forward	New Funding	Year 1 Total	Year 2 FY 2012	Year 3 FY 2013	Year 4 FY 2014	Year 5 FY 2015			
2010 Water Revenue System Obligation Fund	-	-	50.0	50.0	-	-	-	-	50.0	-	50.0
Future Water Revenue Bonds	-	-	-	-	459.0	-	-	-	459.0	-	459.0
Total	-	-	50.0	50.0	459.0	-	-	-	509.0	-	509.0

Tucson Water - Reclaimed Source Development

(\$000)

EW-009A Reclaimed Extraction Well Drilling

Description:

Drill an additional reclaimed well to meet anticipated demand. The Sweetwater Recharge Facility will be upgraded to recharge 13,000 acre feet per year.

Justification:

The well is necessary to recover and deliver the water to reclaimed customers.

Project ID: W750

Start Date: 7/10

End Date: 6/11

Location: Ward 1

Source of Funds:	Prior Year(s)	Proposed Fiscal Year 2011			Projected Requirements				Five Year Total	Future Years	Total Project
		Carry Forward	New Funding	Year 1 Total	Year 2 FY 2012	Year 3 FY 2013	Year 4 FY 2014	Year 5 FY 2015			
2010 Water Revenue System Obligation Fund	-	-	240.0	240.0	-	-	-	-	240.0	-	240.0
Total	-	-	240.0	240.0	-	-	-	-	240.0	-	240.0

Reclaimed Extraction Well Drilling

Description:

Drill one reclaimed extraction well in Fiscal Year 2012.

Justification:

The well is necessary to recover water to meet projected demand.

Project ID: W702

Start Date: 7/11

End Date: 6/12

Location: City and County

Source of Funds:	Prior Year(s)	Proposed Fiscal Year 2011			Projected Requirements				Five Year Total	Future Years	Total Project
		Carry Forward	New Funding	Year 1 Total	Year 2 FY 2012	Year 3 FY 2013	Year 4 FY 2014	Year 5 FY 2015			
Future Water Revenue Bonds	-	-	-	-	286.0	-	-	-	286.0	-	286.0
Total	-	-	-	-	286.0	-	-	-	286.0	-	286.0

Tucson Water - Reclaimed Source Development

(\$000)

Reclaimed Source Development General										Project ID: WK99	
Description: Tucson Water and Pima County are engaged in discussions to jointly fund a reclaimed water enhancement project. Several options are currently being considered. It is anticipated that the total cost to the Utility will be approximately \$4,120,000 with construction occurring in Fiscal Year 2012 and Fiscal Year 2013.										Start Date: 7/11	
										End Date: 6/13	
										Location: City and County	
Justification: This project will help ensure adequate reclaimed water supply.											
Source of Funds:	Prior Year(s)	Proposed Fiscal Year 2011			Projected Requirements				Five Year Total	Future Years	Total Project
		Carry Forward	New Funding	Year 1 Total	Year 2 FY 2012	Year 3 FY 2013	Year 4 FY 2014	Year 5 FY 2015			
Future Water Revenue Bonds	-	-	-	-	2,040.0	2,080.0	-	-	4,120.0	-	4,120.0
Total	-	-	-	-	2,040.0	2,080.0	-	-	4,120.0	-	4,120.0

Reclaimed Storage and Recovery										Project ID: W289	
Description: Design and construct three off-channel recharge basins at the Sweetwater Recharge Facilities.										Start Date: 7/01	
										End Date: 6/13	
										Location: Ward 1	
Justification: The facility expansion will increase the effluent recharge and recovery capabilities of the Sweetwater Recharge Facilities from 10,000 acre-feet per year to 13,000 acre-feet per year.											
Source of Funds:	Prior Year(s)	Proposed Fiscal Year 2011			Projected Requirements				Five Year Total	Future Years	Total Project
		Carry Forward	New Funding	Year 1 Total	Year 2 FY 2012	Year 3 FY 2013	Year 4 FY 2014	Year 5 FY 2015			
1994 Water Revenue Bond Funds	0.8	-	-	-	-	-	-	-	-	-	0.8
2000 Water Revenue Bond Funds	986.5	-	-	-	-	-	-	-	-	-	986.5
2005 Water Revenue Bond Funds	127.5	-	-	-	-	-	-	-	-	-	127.5
2009 Water Revenue System Obligation Fund	344.2	165.0	-	165.0	-	-	-	-	165.0	-	509.2
Future Water Revenue Bonds	-	-	-	-	510.0	6,770.0	-	-	7,280.0	-	7,280.0
Tucson Water Revenue and Operations Fund	105.7	-	-	-	-	-	-	-	-	-	105.7
Total	1,564.7	165.0	-	165.0	510.0	6,770.0	-	-	7,445.0	-	9,009.7

Tucson Water - Reclaimed Pumping Plant

Five-Year Capital Improvement Program

(\$000)

Project Name / Fund	Prior Year(s)	Proposed Fiscal Year 2011			Projected Requirements				Five Year Total	Future Years	Total Project
		Carry Forward	New Funding	Year 1 Total	Year 2 FY 2012	Year 3 FY 2013	Year 4 FY 2014	Year 5 FY 2015			
Fred Enke Motor Operated Valve Relocation											
2009 Water Revenue System Obligation Fund	90.0	90.0	-	90.0	-	-	-	-	90.0	-	180.0
	<u>90.0</u>	<u>90.0</u>	<u>-</u>	<u>90.0</u>	<u>-</u>	<u>-</u>	<u>-</u>	<u>-</u>	<u>90.0</u>	<u>-</u>	<u>180.0</u>
Reclaimed Booster Expansion											
Future Water Revenue Bonds	-	-	-	-	-	-	-	275.0	275.0	4,870.0	5,145.0
	<u>-</u>	<u>-</u>	<u>-</u>	<u>-</u>	<u>-</u>	<u>-</u>	<u>-</u>	<u>275.0</u>	<u>275.0</u>	<u>4,870.0</u>	<u>5,145.0</u>
Reclaimed Booster Safety/Energy Modifications											
2009 Water Revenue System Obligation Fund	14.0	20.0	-	20.0	-	-	-	-	20.0	-	34.0
2010 Water Revenue System Obligation Fund	-	-	200.0	200.0	-	-	-	-	200.0	-	200.0
	<u>14.0</u>	<u>20.0</u>	<u>200.0</u>	<u>220.0</u>	<u>-</u>	<u>-</u>	<u>-</u>	<u>-</u>	<u>220.0</u>	<u>-</u>	<u>234.0</u>
Reclaimed Pumping Facility Modifications											
2010 Water Revenue System Obligation Fund	-	-	50.0	50.0	-	-	-	-	50.0	-	50.0
Future Water Revenue Bonds	-	-	-	-	51.0	52.0	54.0	55.0	212.0	-	212.0
	<u>-</u>	<u>-</u>	<u>50.0</u>	<u>50.0</u>	<u>51.0</u>	<u>52.0</u>	<u>54.0</u>	<u>55.0</u>	<u>262.0</u>	<u>-</u>	<u>262.0</u>
Regional Reclaimed Facility: Ina Road Pumping											
2005 Water Revenue Bond Funds	3.0	-	-	-	-	-	-	-	-	-	3.0
2009 Water Revenue System Obligation Fund	100.0	-	-	-	-	-	-	-	-	-	100.0
2010 Water Revenue System Obligation Fund	-	-	200.0	200.0	-	-	-	-	200.0	-	200.0
Future Water Revenue Bonds	-	-	-	-	408.0	624.0	-	-	1,032.0	-	1,032.0
	<u>103.0</u>	<u>-</u>	<u>200.0</u>	<u>200.0</u>	<u>408.0</u>	<u>624.0</u>	<u>-</u>	<u>-</u>	<u>1,232.0</u>	<u>-</u>	<u>1,335.0</u>
Regional Reclaimed Facility: Roger Road Pumping											
2009 Water Revenue System Obligation Fund	100.0	-	-	-	-	-	-	-	-	-	100.0
2010 Water Revenue System Obligation Fund	-	-	100.0	100.0	-	-	-	-	100.0	-	100.0
Future Water Revenue Bonds	-	-	-	-	510.0	520.0	1,070.0	-	2,100.0	-	2,100.0
	<u>100.0</u>	<u>-</u>	<u>100.0</u>	<u>100.0</u>	<u>510.0</u>	<u>520.0</u>	<u>1,070.0</u>	<u>-</u>	<u>2,200.0</u>	<u>-</u>	<u>2,300.0</u>

Tucson Water - Reclaimed Pumping Plant

Five-Year Capital Improvement Program

(\$000)

Project Name / Fund	Prior Year(s)	Proposed Fiscal Year 2011			Projected Requirements				Five Year Total	Future Years	Total Project
		Carry Forward	New Funding	Year 1 Total	Year 2 FY 2012	Year 3 FY 2013	Year 4 FY 2014	Year 5 FY 2015			
Udall Pipe Supports and Piping Upgrades											
2009 Water Revenue System Obligation Fund	10.0	-	-	-	-	-	-	-	-	-	10.0
2010 Water Revenue System Obligation Fund	-	-	60.0	60.0	-	-	-	-	60.0	-	60.0
	10.0	-	60.0	60.0	-	-	-	-	60.0	-	70.0
Program Area Total	317.0	110.0	610.0	720.0	969.0	1,196.0	1,124.0	330.0	4,339.0	4,870.0	9,526.0
Source of Funds Summary											
2005 Water Revenue Bond Funds	3.0	-	-	-	-	-	-	-	-	-	3.0
2009 Water Revenue System Obligation Fund	314.0	110.0	-	110.0	-	-	-	-	110.0	-	424.0
2010 Water Revenue System Obligation Fund	-	-	610.0	610.0	-	-	-	-	610.0	-	610.0
Future Water Revenue Bonds	-	-	-	-	969.0	1,196.0	1,124.0	330.0	3,619.0	4,870.0	8,489.0
Program Area Total	317.0	110.0	610.0	720.0	969.0	1,196.0	1,124.0	330.0	4,339.0	4,870.0	9,526.0

Tucson Water - Reclaimed Pumping Plant

(\$000)

Fred Enke Motor Operated Valve Relocation

Description:

The equipment at Fred Enke Reclaimed Lake Station has reached the end of its service life and has become corroded.

Justification:

This project will convert and upgrade the Fred Enke lake level controls to a solar powered system and allow for continued operation of the facility.

Project ID: W749

Start Date: 7/09

End Date: 6/11

Location: Ward 4

Source of Funds:	Prior Year(s)	Proposed Fiscal Year 2011			Projected Requirements				Five Year Total	Future Years	Total Project
		Carry Forward	New Funding	Year 1 Total	Year 2 FY 2012	Year 3 FY 2013	Year 4 FY 2014	Year 5 FY 2015			
2009 Water Revenue System Obligation Fund	90.0	90.0	-	90.0	-	-	-	-	90.0	-	180.0
Total	90.0	90.0	-	90.0	-	-	-	-	90.0	-	180.0

Reclaimed Booster Expansion

Description:

The present reclaimed booster pumping capacity at the Roger Road Treatment Plant was increased to 38 million gallons-per-day (mgd) in Fiscal Year 2009. Historically, the reclaimed system has grown about one mgd per year. This trend will likely result in the need for additional booster capacity by 2018. Design is scheduled in Fiscal Year 2015, followed by construction in Fiscal Year 2016 and Fiscal Year 2017.

Justification:

This project will enable the Utility to meet reclaimed demand.

Project ID: W761

Start Date: 7/16

End Date: 6/17

Location: Ward 1

Source of Funds:	Prior Year(s)	Proposed Fiscal Year 2011			Projected Requirements				Five Year Total	Future Years	Total Project
		Carry Forward	New Funding	Year 1 Total	Year 2 FY 2012	Year 3 FY 2013	Year 4 FY 2014	Year 5 FY 2015			
Future Water Revenue Bonds	-	-	-	-	-	-	-	275.0	275.0	4,870.0	5,145.0
Total	-	-	-	-	-	-	-	275.0	275.0	4,870.0	5,145.0

Tucson Water - Reclaimed Pumping Plant

(\$000)

Reclaimed Booster Safety/Energy Modifications

Description:

Upgrade the electrical equipment that controls the booster pumps at the Roger Road Reclaimed Facility.

Justification:

The electrical upgrades are necessary for code compliance and safety concerns.

Project ID: W757

Start Date: 7/09

End Date: 6/11

Location: Ward 1

Source of Funds:	Prior Year(s)	Proposed Fiscal Year 2011			Projected Requirements				Five Year Total	Future Years	Total Project
		Carry Forward	New Funding	Year 1 Total	Year 2 FY 2012	Year 3 FY 2013	Year 4 FY 2014	Year 5 FY 2015			
2009 Water Revenue System Obligation Fund	14.0	20.0	-	20.0	-	-	-	-	20.0	-	34.0
2010 Water Revenue System Obligation Fund	-	-	200.0	200.0	-	-	-	-	200.0	-	200.0
Total	14.0	20.0	200.0	220.0	-	-	-	-	220.0	-	234.0

Reclaimed Pumping Facility Modifications

Description:

Replace or modify pumps, motors, and associated equipment at reclaimed water boosters as the need occurs.

Justification:

These modifications are needed to ensure the system flows are monitored and logged to improve pump efficiency, dependability, and increase capacity.

Project ID: W454

Start Date: Annual

End Date: Annual

Location: City and County

Source of Funds:	Prior Year(s)	Proposed Fiscal Year 2011			Projected Requirements				Five Year Total	Future Years	Total Project
		Carry Forward	New Funding	Year 1 Total	Year 2 FY 2012	Year 3 FY 2013	Year 4 FY 2014	Year 5 FY 2015			
2010 Water Revenue System Obligation Fund	-	-	50.0	50.0	-	-	-	-	50.0	-	50.0
Future Water Revenue Bonds	-	-	-	-	51.0	52.0	54.0	55.0	212.0	-	212.0
Total	-	-	50.0	50.0	51.0	52.0	54.0	55.0	262.0	-	262.0

Tucson Water - Reclaimed Pumping Plant

(\$000)

Regional Reclaimed Facility: Ina Road Pumping

Description:

Design and construct a wetwell (capture point for effluent water) at Pima County's Ina Road Wastewater Pollution Control Facility (WPCF). The wetwell will be sized to provide 40 million gallons-per-day.

Project ID: W707

Start Date: 7/08

End Date: 6/13

Location: City and County

Justification:

Pima County is scheduled to make changes to their Ina Road WPCF. Tucson Water will coordinate with the County to construct the wetwell in an effort to avoid disruptions in the waste water stream flow in the future. Tucson Water will eventually (Fiscal Year 2017) need to deliver reclaimed water from the Ina Road location to augment water obtained from the Roger Road Facility and ensure reclaimed customer needs are met.

Source of Funds:	Prior Year(s)	Proposed Fiscal Year 2011			Projected Requirements				Five Year Total	Future Years	Total Project
		Carry Forward	New Funding	Year 1 Total	Year 2 FY 2012	Year 3 FY 2013	Year 4 FY 2014	Year 5 FY 2015			
2005 Water Revenue Bond Funds	3.0	-	-	-	-	-	-	-	-	-	3.0
2009 Water Revenue System Obligation Fund	100.0	-	-	-	-	-	-	-	-	-	100.0
2010 Water Revenue System Obligation Fund	-	-	200.0	200.0	-	-	-	-	200.0	-	200.0
Future Water Revenue Bonds	-	-	-	-	408.0	624.0	-	-	1,032.0	-	1,032.0
Total	103.0	-	200.0	200.0	408.0	624.0	-	-	1,232.0	-	1,335.0

Regional Reclaimed Facility: Roger Road Pumping

Description:

Design and construct a wetwell (capture point), effluent pumps, and piping at Pima County's Roger Road Wastewater Treatment Plant.

Project ID: W708

Start Date: 7/08

End Date: 6/14

Location: Ward 1

Justification:

The wetwell will be sized to provide a flow of 30 gallons-per-day.

Source of Funds:	Prior Year(s)	Proposed Fiscal Year 2011			Projected Requirements				Five Year Total	Future Years	Total Project
		Carry Forward	New Funding	Year 1 Total	Year 2 FY 2012	Year 3 FY 2013	Year 4 FY 2014	Year 5 FY 2015			
2009 Water Revenue System Obligation Fund	100.0	-	-	-	-	-	-	-	-	-	100.0
2010 Water Revenue System Obligation Fund	-	-	100.0	100.0	-	-	-	-	100.0	-	100.0
Future Water Revenue Bonds	-	-	-	-	510.0	520.0	1,070.0	-	2,100.0	-	2,100.0
Total	100.0	-	100.0	100.0	510.0	520.0	1,070.0	-	2,200.0	-	2,300.0

Tucson Water - Reclaimed Pumping Plant

(\$000)

<p>Udall Pipe Supports and Piping Upgrades</p> <p>Description: Upgrade the metering station and large gate valve at the Udall Reclaimed Booster Station.</p> <p>Justification: Numerous repairs have recently been required at this location. The upgrades are necessary to ensure reliable service.</p>	<p>Project ID: W748</p> <p>Start Date: 7/09</p> <p>End Date: 6/11</p> <p>Location: Ward 2</p>
---	---

Source of Funds:	Prior Year(s)	Proposed Fiscal Year 2011			Projected Requirements				Five Year Total	Future Years	Total Project
		Carry Forward	New Funding	Year 1 Total	Year 2 FY 2012	Year 3 FY 2013	Year 4 FY 2014	Year 5 FY 2015			
2009 Water Revenue System Obligation Fund	10.0	-	-	-	-	-	-	-	-	-	10.0
2010 Water Revenue System Obligation Fund	-	-	60.0	60.0	-	-	-	-	60.0	-	60.0
Total	10.0	-	60.0	60.0	-	-	-	-	60.0	-	70.0

Tucson Water - Reclaimed Transmission

Five-Year Capital Improvement Program

(\$000)

Project Name / Fund	Prior Year(s)	Proposed Fiscal Year 2011			Projected Requirements				Five Year Total	Future Years	Total Project
		Carry Forward	New Funding	Year 1 Total	Year 2 FY 2012	Year 3 FY 2013	Year 4 FY 2014	Year 5 FY 2015			
Sweetwater Recharge Facility Pipeline, Ph. I											
2005 Water Revenue Bond Funds	91.3	-	-	-	-	-	-	-	-	-	91.3
2009 Water Revenue System Obligation Fund	300.0	150.0	-	150.0	-	-	-	-	150.0	-	450.0
Water Infrastructure Reserve Fund	15.9	-	-	-	-	-	-	-	-	-	15.9
	407.2	150.0	-	150.0	-	-	-	-	150.0	-	557.2
Sweetwater Recharge Facility Pipeline, Ph. II											
2009 Water Revenue System Obligation Fund	40.0	-	-	-	-	-	-	-	-	-	40.0
2010 Water Revenue System Obligation Fund	-	-	250.0	250.0	-	-	-	-	250.0	-	250.0
Future Water Revenue Bonds	-	-	-	-	204.0	-	-	-	204.0	-	204.0
	40.0	-	250.0	250.0	204.0	-	-	-	454.0	-	494.0
Program Area Total	447.2	150.0	250.0	400.0	204.0	-	-	-	604.0	-	1,051.2
Source of Funds Summary											
2005 Water Revenue Bond Funds	91.3	-	-	-	-	-	-	-	-	-	91.3
2009 Water Revenue System Obligation Fund	340.0	150.0	-	150.0	-	-	-	-	150.0	-	490.0
2010 Water Revenue System Obligation Fund	-	-	250.0	250.0	-	-	-	-	250.0	-	250.0
Future Water Revenue Bonds	-	-	-	-	204.0	-	-	-	204.0	-	204.0
Water Infrastructure Reserve Fund	15.9	-	-	-	-	-	-	-	-	-	15.9
Program Area Total	447.2	150.0	250.0	400.0	204.0	-	-	-	604.0	-	1,051.2

Tucson Water - Reclaimed Transmission

(\$000)

Sweetwater Recharge Facility Pipeline, Ph. I

Description:

Construct and install approximately 2,100 feet of 36-inch reclaimed pipe and 300 feet of laterals. Design began in Fiscal Year 2008 with construction completion in Fiscal Year 2011.

Project ID: W709

Start Date: 7/07

End Date: 6/11

Location: Ward 1

Justification:

This reclaimed transmission main is needed to convey recovered reclaimed water from new reclaimed wells to the reclaimed reservoir.

Source of Funds:	Prior Year(s)	Proposed Fiscal Year 2011			Projected Requirements				Five Year Total	Future Years	Total Project
		Carry Forward	New Funding	Year 1 Total	Year 2 FY 2012	Year 3 FY 2013	Year 4 FY 2014	Year 5 FY 2015			
2005 Water Revenue Bond Funds	91.3	-	-	-	-	-	-	-	-	-	91.3
2009 Water Revenue System Obligation Fund	300.0	150.0	-	150.0	-	-	-	-	150.0	-	450.0
Water Infrastructure Reserve Fund	15.9	-	-	-	-	-	-	-	-	-	15.9
Total	407.2	150.0	-	150.0	-	-	-	-	150.0	-	557.2

Sweetwater Recharge Facility Pipeline, Ph. II

Description:

Design and install approximately 2,200 feet of 24-inch of reclaimed transmission main and 500 feet of reclaimed laterals. Design will began in Fiscal Year 2010 with construction following in Fiscal Year 2011 and Fiscal Year 2012.

Project ID: W711

Start Date: 7/09

End Date: 6/12

Location: Ward 1

Justification:

This reclaimed transmission main will convey recovered reclaimed water from additional new wells to the reclaimed reservoir.

Source of Funds:	Prior Year(s)	Proposed Fiscal Year 2011			Projected Requirements				Five Year Total	Future Years	Total Project
		Carry Forward	New Funding	Year 1 Total	Year 2 FY 2012	Year 3 FY 2013	Year 4 FY 2014	Year 5 FY 2015			
2009 Water Revenue System Obligation Fund	40.0	-	-	-	-	-	-	-	-	-	40.0
2010 Water Revenue System Obligation Fund	-	-	250.0	250.0	-	-	-	-	250.0	-	250.0
Future Water Revenue Bonds	-	-	-	-	204.0	-	-	-	204.0	-	204.0
Total	40.0	-	250.0	250.0	204.0	-	-	-	454.0	-	494.0

Tucson Water - Reclaimed Distribution

Five-Year Capital Improvement Program

(\$000)

Project Name / Fund	Prior Year(s)	Proposed Fiscal Year 2011			Projected Requirements				Five Year Total	Future Years	Total Project
		Carry Forward	New Funding	Year 1 Total	Year 2 FY 2012	Year 3 FY 2013	Year 4 FY 2014	Year 5 FY 2015			
Developer-Financed Reclaimed Systems											
Tucson Water Revenue and Operations Fund	-	-	20.0	20.0	20.0	21.0	64.0	66.0	191.0	356.0	547.0
	-	-	20.0	20.0	20.0	21.0	64.0	66.0	191.0	356.0	547.0
Reclaimed Emergency Main Enhancements											
2010 Water Revenue System Obligation Fund	-	-	50.0	50.0	-	-	-	-	50.0	-	50.0
Future Water Revenue Bonds	-	-	-	-	51.0	104.0	107.0	110.0	372.0	593.0	965.0
	-	-	50.0	50.0	51.0	104.0	107.0	110.0	422.0	593.0	1,015.0
System Enhancements: Reclaimed											
2010 Water Revenue System Obligation Fund	-	-	100.0	100.0	-	-	-	-	100.0	-	100.0
Future Water Revenue Bonds	-	-	-	-	102.0	104.0	107.0	110.0	423.0	593.0	1,016.0
	-	-	100.0	100.0	102.0	104.0	107.0	110.0	523.0	593.0	1,116.0
Program Area Total	-	-	170.0	170.0	173.0	229.0	278.0	286.0	1,136.0	1,542.0	2,678.0

Source of Funds Summary											
2010 Water Revenue System Obligation Fund	-	-	150.0	150.0	-	-	-	-	150.0	-	150.0
Future Water Revenue Bonds	-	-	-	-	153.0	208.0	214.0	220.0	795.0	1,186.0	1,981.0
Tucson Water Revenue and Operations Fund	-	-	20.0	20.0	20.0	21.0	64.0	66.0	191.0	356.0	547.0
Program Area Total	-	-	170.0	170.0	173.0	229.0	278.0	286.0	1,136.0	1,542.0	2,678.0

Tucson Water - Reclaimed Distribution

(\$000)

Developer-Financed Reclaimed Systems

Description:

Review plans and inspect developer-constructed reclaimed water systems. These systems are donated to the city upon completion. Associated costs are recovered from developer fees.

Justification:

The review and inspection ensure compliance with Tucson Water's standards.

Project ID: W130

Start Date: Annual

End Date: Annual

Location: City and County

Source of Funds:	Prior Year(s)	Proposed Fiscal Year 2011			Projected Requirements				Five Year Total	Future Years	Total Project
		Carry Forward	New Funding	Year 1 Total	Year 2 FY 2012	Year 3 FY 2013	Year 4 FY 2014	Year 5 FY 2015			
Tucson Water Revenue and Operations Fund	-	-	20.0	20.0	20.0	21.0	64.0	66.0	191.0	356.0	547.0
Total	-	-	20.0	20.0	20.0	21.0	64.0	66.0	191.0	356.0	547.0

Reclaimed Emergency Main Enhancements

Description:

Install, upgrade, or replace mains by an outside contractor on an as-needed basis.

Justification:

Immediate response to requests for emergency main installations is required to reduce water loss, improve system reliability, and maintain water quality.

Project ID: W513

Start Date: Annual

End Date: Annual

Location: City and County

Source of Funds:	Prior Year(s)	Proposed Fiscal Year 2011			Projected Requirements				Five Year Total	Future Years	Total Project
		Carry Forward	New Funding	Year 1 Total	Year 2 FY 2012	Year 3 FY 2013	Year 4 FY 2014	Year 5 FY 2015			
2010 Water Revenue System Obligation Fund	-	-	50.0	50.0	-	-	-	-	50.0	-	50.0
Future Water Revenue Bonds	-	-	-	-	51.0	104.0	107.0	110.0	372.0	593.0	965.0
Total	-	-	50.0	50.0	51.0	104.0	107.0	110.0	422.0	593.0	1,015.0

Tucson Water - Reclaimed Distribution

(\$000)

Project ID: W645
Start Date: Annual
End Date: Annual
Location: City and County

System Enhancements: Reclaimed

Description:

Design and construct reclaimed water mains during city, county, state, and other agency road improvement projects, including Regional Transportation Authority-funded projects. Intergovernmental agreements determine the City of Tucson cost allocated for each project.

Justification:

This project will increase system capacity while reducing the cost of pavement removal and replacement by coordinating construction with the roadway projects.

Source of Funds:	Prior Year(s)	Proposed Fiscal Year 2011			Projected Requirements				Five Year Total	Future Years	Total Project
		Carry Forward	New Funding	Year 1 Total	Year 2 FY 2012	Year 3 FY 2013	Year 4 FY 2014	Year 5 FY 2015			
2010 Water Revenue System Obligation Fund	-	-	100.0	100.0	-	-	-	-	100.0	-	100.0
Future Water Revenue Bonds	-	-	-	-	102.0	104.0	107.0	110.0	423.0	593.0	1,016.0
Total	-	-	100.0	100.0	102.0	104.0	107.0	110.0	523.0	593.0	1,116.0

Tucson Water - Reclaimed New Services

Five-Year Capital Improvement Program

(\$000)

Project Name / Fund	Prior Year(s)	Proposed Fiscal Year 2011			Projected Requirements				Five Year Total	Future Years	Total Project
		Carry Forward	New Funding	Year 1 Total	Year 2 FY 2012	Year 3 FY 2013	Year 4 FY 2014	Year 5 FY 2015			
New Metered Services											
Tucson Water Revenue and Operations Fund	-	-	50.0	50.0	51.0	52.0	54.0	55.0	262.0	297.0	559.0
	-	-	50.0	50.0	51.0	52.0	54.0	55.0	262.0	297.0	559.0
Program Area Total	-	-	50.0	50.0	51.0	52.0	54.0	55.0	262.0	297.0	559.0
Source of Funds Summary											
Tucson Water Revenue and Operations Fund	-	-	50.0	50.0	51.0	52.0	54.0	55.0	262.0	297.0	559.0
Program Area Total	-	-	50.0	50.0	51.0	52.0	54.0	55.0	262.0	297.0	559.0

Tucson Water - Reclaimed New Services

(\$000)

<p>New Metered Services</p> <p>Description: Install new metered reclaimed water services upon customer request and payment of connection fees.</p> <p>Justification: This project allows for the installation of new metered reclaimed water services upon customer request.</p>	<p>Project ID: W131</p> <p>Start Date: Annual</p> <p>End Date: Annual</p> <p>Location: City and County</p>
---	--

Source of Funds:	Prior Year(s)	Proposed Fiscal Year 2011			Projected Requirements				Five Year Total	Future Years	Total Project
		Carry Forward	New Funding	Year 1 Total	Year 2 FY 2012	Year 3 FY 2013	Year 4 FY 2014	Year 5 FY 2015			
Tucson Water Revenue and Operations Fund	-	-	50.0	50.0	51.0	52.0	54.0	55.0	262.0	297.0	559.0
Total	-	-	50.0	50.0	51.0	52.0	54.0	55.0	262.0	297.0	559.0

Tucson Water - Reclaimed Treatment

Five-Year Capital Improvement Program

(\$000)

Project Name / Fund	Prior Year(s)	Proposed Fiscal Year 2011			Projected Requirements				Five Year Total	Future Years	Total Project
		Carry Forward	New Funding	Year 1 Total	Year 2 FY 2012	Year 3 FY 2013	Year 4 FY 2014	Year 5 FY 2015			
Chlorine System Improvements											
2010 Water Revenue System Obligation Fund	-	-	50.0	50.0	-	-	-	-	50.0	-	50.0
Future Water Revenue Bonds	-	-	-	-	51.0	52.0	54.0	55.0	212.0	297.0	509.0
	-	-	50.0	50.0	51.0	52.0	54.0	55.0	262.0	297.0	559.0
Program Area Total	-	-	50.0	50.0	51.0	52.0	54.0	55.0	262.0	297.0	559.0
Source of Funds Summary											
2010 Water Revenue System Obligation Fund	-	-	50.0	50.0	-	-	-	-	50.0	-	50.0
Future Water Revenue Bonds	-	-	-	-	51.0	52.0	54.0	55.0	212.0	297.0	509.0
Program Area Total	-	-	50.0	50.0	51.0	52.0	54.0	55.0	262.0	297.0	559.0

Tucson Water - Reclaimed Treatment

(\$000)

Chlorine System Improvements

Description:

Design and construct chlorination facilities on an as needed basis at the Roger Road Reclaimed Facility.

Justification:

This project will provide for the disinfection of reclaimed water.

Project ID: W649

Start Date: Annual

End Date: Annual

Location: Ward 1

Source of Funds:	Prior Year(s)	Proposed Fiscal Year 2011			Projected Requirements				Five Year Total	Future Years	Total Project
		Carry Forward	New Funding	Year 1 Total	Year 2 FY 2012	Year 3 FY 2013	Year 4 FY 2014	Year 5 FY 2015			
2010 Water Revenue System Obligation Fund	-	-	50.0	50.0	-	-	-	-	50.0	-	50.0
Future Water Revenue Bonds	-	-	-	-	51.0	52.0	54.0	55.0	212.0	297.0	509.0
Total	-	-	50.0	50.0	51.0	52.0	54.0	55.0	262.0	297.0	559.0

Tucson Water - Reclaimed Process Control

Five-Year Capital Improvement Program

(\$000)

Project Name / Fund	Prior Year(s)	Proposed Fiscal Year 2011			Projected Requirements				Five Year Total	Future Years	Total Project
		Carry Forward	New Funding	Year 1 Total	Year 2 FY 2012	Year 3 FY 2013	Year 4 FY 2014	Year 5 FY 2015			
Control Panels: Reclaimed System											
2010 Water Revenue System Obligation Fund	-	-	100.0	100.0	-	-	-	-	100.0	-	100.0
Future Water Revenue Bonds	-	-	-	-	102.0	156.0	268.0	275.0	801.0	1,240.0	2,041.0
	-	-	100.0	100.0	102.0	156.0	268.0	275.0	901.0	1,240.0	2,141.0
Program Area Total	-	-	100.0	100.0	102.0	156.0	268.0	275.0	901.0	1,240.0	2,141.0
Source of Funds Summary											
2010 Water Revenue System Obligation Fund	-	-	100.0	100.0	-	-	-	-	100.0	-	100.0
Future Water Revenue Bonds	-	-	-	-	102.0	156.0	268.0	275.0	801.0	1,240.0	2,041.0
Program Area Total	-	-	100.0	100.0	102.0	156.0	268.0	275.0	901.0	1,240.0	2,141.0

Control Panels: Reclaimed System

(\$000)

Control Panels: Reclaimed System

Description:

Design and construct controls for reclaimed water facilities, and modify existing controls at booster stations, reservoirs, and storage facilities.

Justification:

These controls are needed to electronically monitor and transmit pressure, flow rates, and other site condition data to the reclaimed water treatment plant where it is used to make operational decisions.

Project ID: W959

Start Date: Annual

End Date: Annual

Location: City and County

Source of Funds:	Prior Year(s)	Proposed Fiscal Year 2011			Projected Requirements				Five Year Total	Future Years	Total Project
		Carry Forward	New Funding	Year 1 Total	Year 2 FY 2012	Year 3 FY 2013	Year 4 FY 2014	Year 5 FY 2015			
2010 Water Revenue System Obligation Fund	-	-	100.0	100.0	-	-	-	-	100.0	-	100.0
Future Water Revenue Bonds	-	-	-	-	102.0	156.0	268.0	275.0	801.0	1,240.0	2,041.0
Total	-	-	100.0	100.0	102.0	156.0	268.0	275.0	901.0	1,240.0	2,141.0

Section C - Impact Fee Projects Plan



IMPACT FEE PROJECTS PLAN

The 2007 impact fee ordinances adopted by Mayor and Council requires an Impact Fee Projects Plan (IFPP) that lists the projects that are eligible for the use of impact fees. As required, the city's IFPP was established following a public hearing in March 2007. The ordinance further requires that the IFPP be included in the city's capital improvement program (CIP) and reviewed annually. This section of the CIP is presented to comply with that requirement.

Available Revenue for Projects

It is the city's budgeting practice to budget in Year 1 of the CIP only the impact fee revenue collected through December of the previous fiscal year, and only for those projects with potential funding in the following years to complete construction. Potential funding in the following years may come from impact fees, grants, bonds, or other revenues that are reasonably assured to be available.

Eligible Projects

In March 2007, following a public hearing, the Mayor and Council approved the arterial roadway and regional park projects listed on the following pages. These project listings are the ordinance-required Impact Fee Projects Plan (IFPP). Projects programmed in this CIP are noted. For more detail on the projects, see the department CIPs in Section B.

In August 2007, Mayor and Council adopted the ordinance for impact fees for Police, Fire, and Public Facilities. The collection of impact fees for residential development started on January 16, 2008. Collection of impact fees for non-residential development started on January 16, 2009. Capacity for these revenues are not yet included in this approved CIP or the IFPP. A public hearing for the eligible projects must be held prior to their inclusion in the IFPP.

NOTE: This Impact Fee Project Plan (IFPP) does not include projects funded with Tucson Water's impact fee because they are governed by separate ordinances.

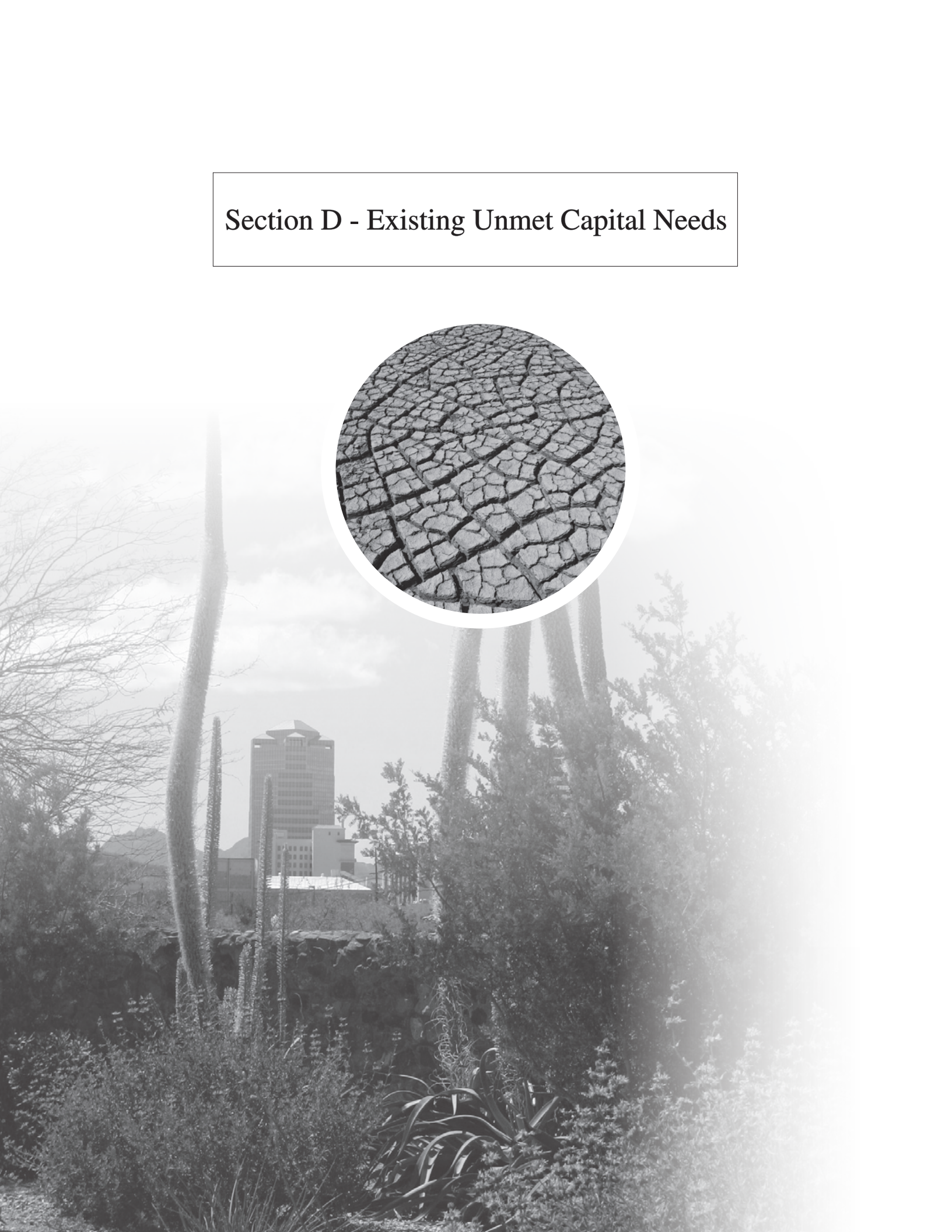
Roads Impact Fee Projects Plan

District/Project	Projected Allocations (\$000s)	Budgeted Allocations (\$000s)	Status
West:			
Goret/Silverbell	800.0	700.0	Completed
Anklam: Player's Club to Greasewood	500.0	600.0	Completed
Irvington & Campbell Intersection	800.0	800.0	Completed
Irvington & Park Intersection	1,600.0		
Ajo & Park Intersection	775.0		
Irvington & 12th Intersection	1,600.0		
El Camino del Cerro Reconstruction	2,500.0	2,500.0	Completed
Speedway: Silverbell to Greasewood	2,500.0		
Irvington & I-19 East Interchange	1,500.0		
Drexel: I-19 to Midvale (design)	800.0		
	13,375.0	4,600.0	
East:			
Camino Seco: Speedway to Wrightstown	5,500.0	5,500.0	Programmed
Speedway: Camino Seco to Houghton	3,000.0	3,000.0	Programmed
Tanque Verde/Dos Hombres	250.0	250.0	Completed
Speedway & Swan Intersection	1,500.0		
Pantano: Golf Links to Research Park	2,000.0		
Broadway & Wilmot Intersection (design)	1,100.0		
Grant & Wilmot Intersection	800.0		
Ft. Lowell: Alvernon to Swan (design)	1,100.0		
Harrison/Wrightstown Curve	500.0	500.0	Programmed
	15,750.0	9,250.0	
Central:			
22nd Street: I-10 to Tucson Boulevard	3,000.0	3,000.0	Programmed
Ft. Lowell & Campbell Intersection	150.0	150.0	Programmed
Grant Road Corridor	6,000.0		
	9,150.0	3,150.0	
Southeast:			
Mary Ann Cleveland Way	3,500.0	3,500.0	Completed
Golf Links & Kolb Intersection	2,000.0	500.5	Programmed
Harrison Bridget at Pantano Wash	2,000.0		
Irvington: Kolb to Houghton	13,000.0		
Valencia: Kolb to Houghton	1,000.0		
Houghton: Golf Links to I-10	1,000.0		
	22,500.0	4,000.5	
Southlands:			
Wilmot Extension	6,000.0		
Total	66,775.0	21,000.5	

Parks Impact Fee Projects Plan

District/Project	Projected Allocations (\$000s)	Budgeted Allocations (\$000s)	Status
West:			
Christopher Columbus Park Expansion	550.0	550.0	Completed
Cherry Avenue Center Expansion	1,000.0	226.2	Programmed
Desert Vista School Park Expansion	500.0		
El Pueblo Center Expansion	1,300.0	200.0	Programmed
Juhan Park Expansion	492.3	390.0	Completed
Rodeo Grounds Sports Field (design)	200.0		
Sentinel Peak Park	200.0		
Sunnyside School District Partnerships	378.0		
	<hr/>	<hr/>	
	4,620.3	1,366.2	
East:			
Arcadia Park	500.0	500.0	Programmed
Jesse Owens Park Expansion	300.0		
Pantano River Park Expansion	300.0		
South Central Community Park	1,000.0	395.5	Programmed
Udall Park Expansion	2,078.0		
	<hr/>	<hr/>	
	4,178.0	895.5	
Central:			
Arroyo Chico Urban Pathway	558.5	389.8	Completed
Jacobs Park & Center Expansion	200.0		
Mansfield Park & Center Expansion	150.0		
Northside Community Park	350.0		
Ormsby Park Expansion	100.0	100.0	Programmed
Quincie Douglas & Silverlake Park Expansion	150.0		
Reid Park & Centers Expansions	384.5	384.5	Programmed
Silverlake Park Soccer Field Lighting	100.0	100.0	Completed
Sonoran Desert Natural Resources Park	100.0		
	<hr/>	<hr/>	
	2,093.0	974.3	
Southeast:			
Clements Senior Center Completion	2,500.0		
Lincoln Park Expansion	1,056.0	242.9	Completed
Purple Heart Park Expansion	800.0	800.0	Completed
Southeast Regional Park Expansion	3,000.0		
South Central Community Park	1,000.0	250.0	Programmed
	<hr/>	<hr/>	
	8,356.0	1,292.9	
Southlands:			
Southlands Master Plan	250.0		
Valencia & Alvernon Community Park	300.0	300.0	Programmed
Valencia Corridor Facilities Plan	250.0	250.0	Programmed
Valencia Corridor Land Acquisition	1,289.0	866.5	Programmed
	<hr/>	<hr/>	
	2,089.0	1,416.5	
Total	<hr/>	<hr/>	
	21,336.3	5,945.4	

Section D - Existing Unmet Capital Needs



EXISTING UNMET CAPITAL NEEDS

Departments have updated their project listings of unmet capital needs, which are projects with no currently identified funding, and submitted them to the Finance Department and Office of Budget and Internal Audit for review.

The resulting unmet capital needs project listing provides:

- A foundation for new bond authorizations
- An identification of projects eligible for impact fee revenue
- A rationale for the consideration of new revenue sources

The city's existing unmet needs total approximately \$970.6 million. The following table provides a detail listing by service area and department.

EXISTING UNMET CAPITAL NEEDS

	Estimated Cost
NEIGHBORHOOD SERVICES	
Housing and Community Development	
Clean City Initiative to Improve the Visual Appearance of the Community	\$ 786,000
Funding for Human Service Programs	1,500,000
Land Acquisition for Affordable Housing	2,000,000
Land/Property Acquisitions to increase supply of Quality Affordable Housing for Families and Seniors	10,000,000
Maintenance & Modernization for City-Owned Housing	4,429,600
Neighborhood Blight Removal Program	5,000,000
Public Housing Security	355,400
Rehabilitation and Repair Program Matching Funds	1,250,000
Senior Housing Program	4,000,000
Subtotal	\$ 29,302,000
Parks and Recreation	
Amphi Pool Cantilever Repair or Replacement	\$ 120,000
Clements Senior Center	3,000,000
Comfort Station Replacements/Upgrades	1,000,000
Irrigation System Replacements	750,000
Irrigation System Replacements/Upgrades	1,000,000
Lincoln Park Maintenance Building	450,000
Long Term Electrical/Lighting System Upgrades/Replacement	6,600,000
New Backstops at Various Park Locations	200,000
New Ramadas at Various Park Locations (6)	300,000
Park Safety Improvements: Playground Replacements at Various Parks	5,000,000
Parking Lot Repairs at Various Parks	1,000,000
Pool Bromine/Ozone Conversions at Various Pools (10)	3,750,000
Reid Park Zoo African Expansion - Elephant Exhibit	8,000,000
Replace Electrical Cabinets and Install New Wire at Various Parks (12)	360,000
Rodeo Grounds Concession Stand Improvements	50,000
Southeast Community Park	2,200,000
Urgent Short Term Electrical/Lighting System Upgrades	1,110,000
Subtotal	\$ 34,890,000
Tucson Fire	
Apparatus Replacement Program	\$ 2,000,000
Fire Ground Communications	500,000
Mobile Data Terminal Replacement	2,500,000
Station Replacement (5)	19,195,000
Subtotal	\$ 24,195,000
Tucson Police	
Public Safety Training Academy Improvements	\$ 7,000,000
Two New Substations	60,000,000
Subtotal	\$ 67,000,000
Neighborhood Services Total	\$ 155,387,000

	Estimated Cost
ENVIRONMENT and DEVELOPMENT	
Environmental Services	
Former Ore Mill Site	\$ 1,000,000
Silverbell Jail Annex Landfill Remediation	4,000,000
Silverbell Landfill Closure Project	3,000,000
Tumamoc Landfill Closure	3,000,000
Wilmot Training Academy	500,000
Subtotal	\$ 11,500,000
Transportation - Drainage	
Box Culvert Replacement Program	\$ 5,000,000
Bridge Replacement Program	15,000,000
Miscellaneous Drainage Improvements	5,000,000
Tucson Arroyo Drainage: Campbell to Country Club	5,000,000
Tucson Stormwater Management System Program	60,000,000
Urban Neighborhood Drainage Improvements	20,000,000
Subtotal	\$ 110,000,000
Transportation - Public Transit	
Additional Bus Shelters	\$ 2,000,000
Downtown Loop Shuttle Replacement Bus	130,000
Golf Links-Kolb Park and Ride Improvements	300,000
Greyhound Intermodal Center	22,000,000
Integrated Communication System	1,390,000
Refurbish Existing Bus Shelters	850,000
Ronstadt Transit Center Expansion and Rehab	5,000,000
Roy Laos Transit Center Rehabilitation	2,000,000
Southeast Bus Maintenance Facility	25,000,000
Southeast Park and Ride	3,000,000
Southside Park and Ride	3,000,000
Speedway and Harrison Park and Ride Improvements	300,000
Sun Tran Expansion Buses	35,000,000
Sun Tran Replacement Buses	42,000,000
Sun Van Expansion Paratransit Vans	6,500,000
Sun Van Replacement Paratransit Vans	10,000,000
Tanque Verde/Catalina Highway Park and Ride	1,000,000
Tohono Tadaí Transit Center Rehabilitation	2,000,000
Transit Services Building Ground-floor Improvements	500,000
Westside Park and Ride	3,000,000
Subtotal	\$ 164,970,000
Transportation - Street Lighting	
Conversion of Mounted Street Lighting	\$ 1,000,000
Major Streets Street Lighting Program	10,000,000
Neighborhood Street Lighting Program	2,000,000
Subtotal	\$ 13,000,000

	Estimated Cost
Transportation - Streets	
22nd St. Corridor: Interstate 10 to Tucson Boulevard	\$ 3,000,000
Americans with Disabilities Act (ADA) Improvements	5,000,000
Broadway Boulevard Corridor Improvements	3,000,000
Dirt Streets Paving Program	1,000,000
Grant Road Corridor: Silverbell to Swan Road	3,000,000
Houghton Road: Interstate 10 to Valencia	18,000,000
Houghton Road: Tanque Verde to Interstate 10	7,500,000
Major Intersection Upgrades Program	15,000,000
Major Street Landscaping Program	1,000,000
Major Street Rehabilitation and Resurfacing Program	50,000,000
Major Street Sidewalks Program	15,000,000
Median Irrigation System Upgrades	1,000,000
Prince Road: Campbell Avenue to Country Club Road	10,000,000
Railroad Bridge Widening Program	25,000,000
Residential Street Rehabilitation and Resurfacing Program	100,000,000
Residential Streets Sidewalks Program	5,000,000
Silverbell Road: El Camino del Cerro to Grant Road	7,500,000
Silverbell Road: Ina to Grant Road	14,400,000
Stone Avenue Corridor Improvements	5,000,000
Streets and Traffic Maintenance Division Facility	10,000,000
Urban Roadway Upgrades	15,000,000
Subtotal	\$ 314,400,000
Transportation - Traffic Signals	
2010 Manual on Uniform Traffic Control Devices (MUTCD) Compliance	\$ 5,000,000
Central Traffic Management System Software Upgrade	2,000,000
Communication System Traffic Controllers	500,000
Downtown Signal and Street Light System Upgrades	10,000,000
Emergency Pre-emption and Transit Priority System	1,000,000
Intelligent Transportation System Improvements	2,500,000
Miscellaneous Traffic Improvements	1,000,000
Regional Communication Center	25,000,000
Traffic Signal and Control Equipment Upgrades	5,000,000
Traffic Signal and Flasher Construction	1,000,000
Transportation Communication System Upgrade	10,000,000
Subtotal	\$ 63,000,000
Tucson Convention Center	
Expansion of Meeting Rooms	\$ 33,000,000
New Roof for the Arena	2,000,000
Subtotal	\$ 35,000,000
Environment and Development Total	\$ 711,870,000

**Estimated
Cost**

SUPPORT SERVICES

Clerk's Office

New Election Equipment and Software

\$ 315,000

Subtotal

\$ 315,000

General Services

General Service Radio System

\$ 2,000,000

Logging Recorder System

1,000,000

Subtotal

\$ 3,000,000

Information Technology

Enterprise Resource Planning (ERP)

\$ 10,000,000

Fiber Optic Replacement

15,000,000

Subtotal

\$ 25,000,000

Support Services Total

\$ 28,315,000

NON-DEPARTMENTAL

General Expense

New City Hall

\$ 75,000,000

Non-Departmental Total

\$ 75,000,000

UNMET NEEDS TOTAL

\$ 970,572,000

