



**JANICE K. BREWER**  
**GOVERNOR**

**STATE OF ARIZONA**  
**ANNUAL PERFORMANCE REPORT**  
**FEDERAL FISCAL YEAR 2012**

**PREPARED BY**  
**ARIZONA GOVERNOR'S OFFICE OF HIGHWAY SAFETY**

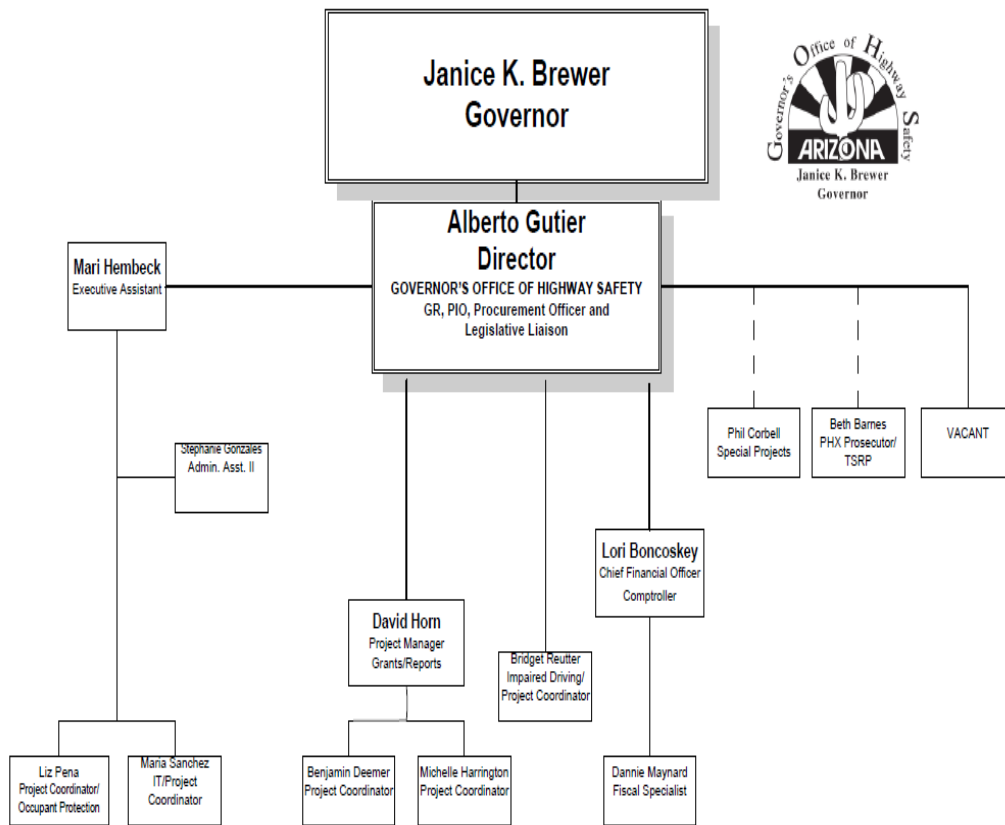
**JANICE K. BREWER**  
**GOVERNOR**  
**STATE OF ARIZONA**

**ALBERTO GUTIER**  
**DIRECTOR and**  
**GOVERNOR'S HIGHWAY SAFETY REPRESENTATIVE**

## TABLE OF CONTENTS

Governor's Office of Highway Safety Organization Chart.....	3
Introduction.....	4
Accomplishments.....	4
Statistical.....	4
Operational.....	5
Problem Identification Overview.....	6
FY 2011 Performance Measures.....	8
Annual Attitudinal Survey Results.....	10
FY 2011 Funding.....	17
Program Area Accomplishments.....	19
Impaired Driving.....	19
2011 DUI/Impaired Driving Results.....	20
Alcohol and Other Drugs.....	25
Media.....	30
Police Traffic Services.....	34
Funded Projects.....	34
Occupant Protection.....	37
Accident Investigation.....	40
Emergency Medical Services.....	41
Motorcycle Safety.....	42
Pedestrian and Bicycle Safety.....	42
Traffic Records.....	43
Looking Ahead.....	45

# GOVERNOR'S OFFICE OF HIGHWAY SAFETY ORGANIZATION CHART



## INTRODUCTION

This report, required by the National Highway Traffic Safety Administration (“NHTSA”) pursuant to 23 CFR § 1200.33 provides an update of highway safety projects throughout the state of Arizona in Federal Fiscal Year (“FFY” or “FY”) 2012 as administered by the Arizona Governor’s Office of Highway Safety (“GOHS”).

The projects and funding administered by GOHS were approved by NHTSA Region IX in the FY 2012 Highway Safety Plan (“HSP”) and subsequent revisions throughout the year.

## ACCOMPLISHMENTS

### STATISTICAL

- ✓ In FY 2012, GOHS continued our efforts making progress towards reducing traffic fatalities across all programmatic areas; however, Arizona followed national trends in 2011 with an increase in total fatalities. In 2011 Arizona experienced notable shifts in two core traffic safety performance measures. The number of alcohol related fatalities increased to 215, a 4.37% increase from the previous year. Additionally, Arizona experienced 136 Motorcyclist fatalities in 2011 a 49.45% increase over 2010.
- ✓ Total fatalities in Arizona increased 8.70 percent in 2011 to 825, the highest number since 2008. In the latest five year period from 2007 to 2011, total traffic fatalities decreased 6.25 percent.
- ✓ According to the Arizona Department of Transportation, Fatalities per 100 million vehicle miles of travel (“VMT”) increased 8.66 percent to 1.39 in 2011 from 1.26 in 2010. This increase eclipsed the national decrease of -0.9% percent.
- ✓ In the last five years, fatalities per 100 million VMT have decreased 18.24 percent.
- ✓ Alcohol-impaired fatalities continued to increase, increasing 4.37 percent to 215. Over the five year period from 2007 to 2011, alcohol-impaired fatalities decreased 13.65 percent.
- ✓ Speeding related fatalities increased to 294, representing an increase of 12.21 percent from 2010 and a 12.50 percent decrease over the last five years.
- ✓ Motorcycle fatalities increased to 136, up 49.45 percent from 2010.
- ✓ Seatbelt use decreased slightly to 82.20 percent.
- ✓ Child safety restraint use decreased slightly to 75.0 percent.

## OPERATIONAL

- ✓ GOHS participated in and completed a mandatory NHTSA Management Review of its operations for FFY 2010, 2011 and 2012.
- ✓ GOHS participated in and completed a mandatory NHTSA traffic records assessment and made changes to the structure of the Traffic Records Coordinating Committee to better manage and expend Section 408 funds.
- ✓ GOHS advanced the grant calendar and for FY 2012, GOHS executed most contracts by October 1.
- ✓ As part of the grant review process, GOHS requires some grantees to make in-person presentations to GOHS staff on their agency's grant proposal.
- ✓ GOHS developed and rolled out a revamped and improved e-grants system which was online and available for FY 2013 applications.



NHTSA Administrator David Strickland and GOHS Staff at Heat Safety Event at Arizona Childrens Hospital

- ✓ In January and February, GOHS provided statewide training to more than 300 people on the proposal guide and modifications for FY 2013.
- ✓ GOHS supported the “Buckle Up Arizona...It’s the Law!” campaign as part of the national “Click it or Ticket” campaign in May 2012 by providing \$134,000 in overtime funding for traffic enforcement during the two week period. GOHS provided funding to 19 law enforcement agencies for this campaign.
- ✓ GOHS participated in the national Labor Day DUI crackdown.
- ✓ GOHS continued to emphasize the message of sober designated drivers with the “Get a DD...Not a DUI!” tagline in paid and earned media campaigns, in addition to GOHS’ “Drive Hammered...Get Nailed!”
- ✓ The updated policies and procedures manual included sections on GOHS’ new project monitoring criteria and policies. Updated May 14, 2012.
- ✓ GOHS continued to work on developing and improving DUI Task Force Operations.
- ✓ GOHS Staff participated in “Public Safety Days” at the Arizona State Fair, providing thousands of children and families invaluable traffic safety information.
- ✓ Arizona was prominently featured in the National Geographic Channel’s *Taboo* program on alcohol abuse. Filming took place over last Labor Day weekend throughout Maricopa County with GOHS organizing and

helping produce the television special. The program aired September 2, 2012.

- ✓ GOHS Director Alberto Gutier conducted dozens of television and radio interviews on topics and GOHS was mentioned in hundreds of news articles across the state.

## PROBLEM IDENTIFICATION OVERVIEW

2011 data from the NCSA Fatality Analysis Reporting System (“FARS”) show that traffic fatalities in Arizona increased 8.70 percent from 2010 to 2011. In the five year period from 2007 to 2011 traffic fatalities decreased 6.5 percent from 880 to 825.<sup>1</sup>

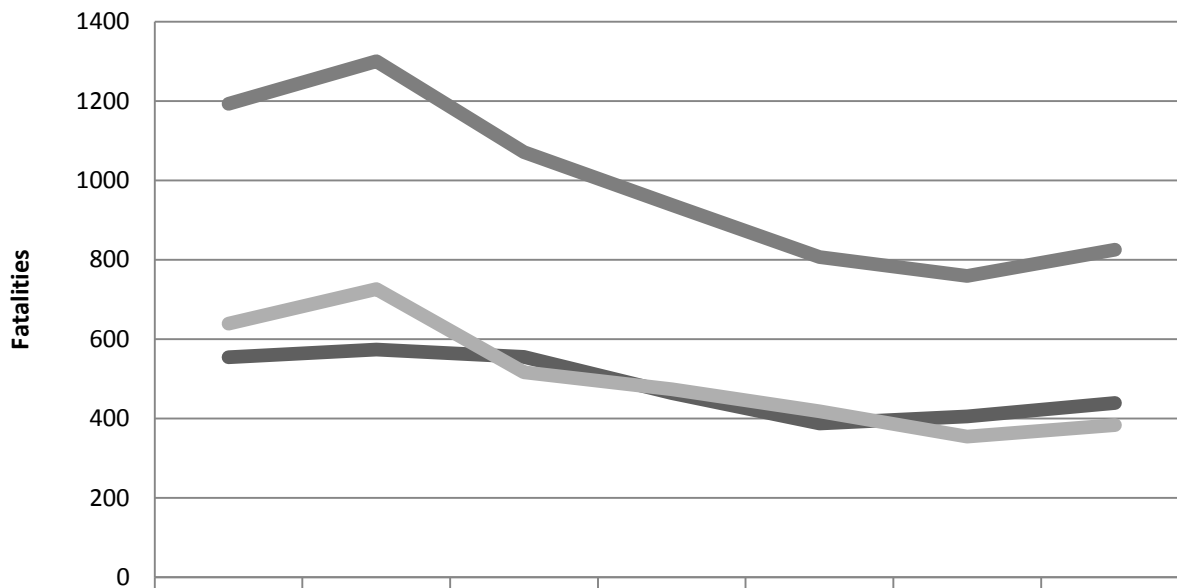
In order to meet the goals set forth in the FFY 2012 HSP, last year, Arizona funded projects in the following emphasis areas:

- **Alcohol and Other Drugs / Youth Enforcement** - To reduce the number and severity of crashes in which alcohol and/or drugs are contributing factors.
- **Occupant Protection** - To increase the statewide seat belt / child safety seat (CSS) usage rate of motor vehicle occupants and to increase public information and education of the benefits of seat belt and child safety seat usage for adults and children.
- **Police Traffic Services** - To achieve and maintain compliance with traffic laws such as aggressive driving, speeding and red light running. Enforcement must be consistent, impartial and uniformly applied to all street and highway users.
- **Traffic Records** -To develop a comprehensive data processing system that brings together the engineering, enforcement, educational, medical, behavioral health, prosecution, judicial, correctional, and emergency response disciplines.
- **Emergency Medical Services** - To continue to support rural providers with emergency medical services (EMS) equipment.
- **Motorcycle, Bicycle, and Pedestrian Safety** - To increase the public's awareness and understanding of and participation in motorcycle, bicycle and pedestrian safety.
- **Roadway Safety** -To improve traffic conditions in identified corridors and local jurisdictions by funding minor traffic engineering improvements, correcting signage deficiencies and promoting safety programs.

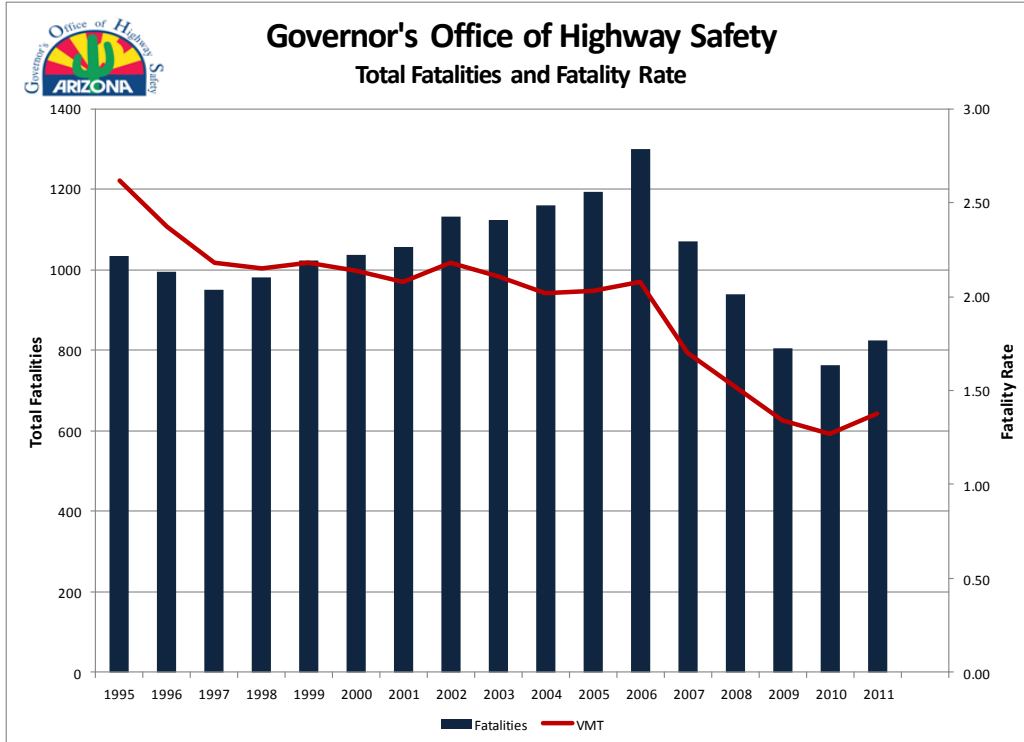
---

<sup>1</sup> Note: Unless otherwise noted, all fatality and crash data referenced throughout this report is from Calendar Year 2011 data from the NCSA Fatality Analysis Reporting System (“FARS”) or from the Arizona Department of Transportation’s Motor Vehicle Crash Facts 2011 Report. Where applicable, Calendar Year 2012 data was utilized and noted.

## Arizona Traffic Fatalities (Data: FARS, 2011)



	2005	2006	2007	2008	2009	2010	2011
Urban	554	574	555	464	387	405	439
Rural	639	726	516	474	418	354	383
Total	1193	1300	1071	938	807	759	825



## FFY 2012 PERFORMANCE MEASURES

Pursuant to 23 CFR 1200.10(a) (1), in FFY 2012, GOHS identified 10 Core Outcome Performance Measures and 1 Core Behavior Measure in its Highway Safety Plan. Although GOHS fell short in all key performance areas, GOHS realized only slight increases in alcohol-impaired fatalities 4.37% and Pedestrian fatalities 1.38%. GOHS saw significant increases in motorcycle fatalities 49.45%, underage 21 fatalities 46.84%, and speed related fatalities 12.21. GOHS will continue focus on obtaining key performance targets in FFY 2012. The table below illustrates GOHS key performance targets.

Performance Measure	Goal	Actual
To decrease traffic fatalities seven percent from the 2009-2011 calendar base year average of 797 to 741 by December 31, 2012	741	825
To decrease serious traffic injuries 10 percent from the 2009-2011 calendar base year average of 50,302 injuries to 45,272 injuries by December 31, 2012	45,272	49,706

Performance Measure	Goal	Actual
To decrease total fatalities/VMT from the 2009-2011 calendar base year average of 1.32 to 1.26 by December 31, 2012	1.26	1.39
To decrease rural fatalities/VMT from the 2009-2011 calendar base year average of 2.29 to 2.18 by December 31, 2012	2.18	2.54
To decrease urban fatalities/VMT from the 2009-2011 calendar base year average of .92 to .87 by December 31, 2012	.87	0.92
To decrease unrestrained passenger vehicle occupant fatalities in all seating positions eight percent from the 2009-2011 calendar base year average of 231 to 213 by December 31, 2012	213	219
To decrease alcohol impaired driving fatalities 10 percent from the 2009-2011 calendar base year average of 213 to 192 by December 31, 2012	192	215
To decrease speeding-related fatalities 10 percent from the 2009-2011 calendar base year average of 280 to 252 by December 31, 2012	252	294
To decrease motorcycle fatalities two percent from the 2009-2011 calendar base year average of 116 to 114 by December 31, 2012	114	136
To decrease un-helmeted motorcyclist fatalities four percent from the 2009-2011 calendar base year average of 62 to 60 by December 31, 2012	60	73
To decrease drivers age 20 or younger involved in fatal crashes 10 percent from the 2009-2011 calendar base year average of 95 to 86 by December 31, 2012	86	115
To reduce pedestrian fatalities 10 percent from the 2009-2011 calendar base year average of 137 to 123 by December 31, 2012	123	147
To increase statewide observed seat belt use of front seat outboard occupants in passenger vehicles one percentage point from the 2010-2012 calendar base year average usage rate of 82.30 percent to 83.13 percent by December 31, 2012	83.13%	82.20%

## ANNUAL ATTITUDINAL SURVEY RESULTS

In addition to the 10 core outcome behavior measures and 1 core behavior measure identified in the FFY 2012 HSP, GOHS commissioned an attitudinal survey on alcohol, occupant protection and speeding behavior and perceptions about enforcement and media. The survey was conducted based on 500 telephone interviews with licensed Arizona drivers with a sampling error of approximately +/- 4.5 percent. The survey was conducted in May 21-27, 2012.

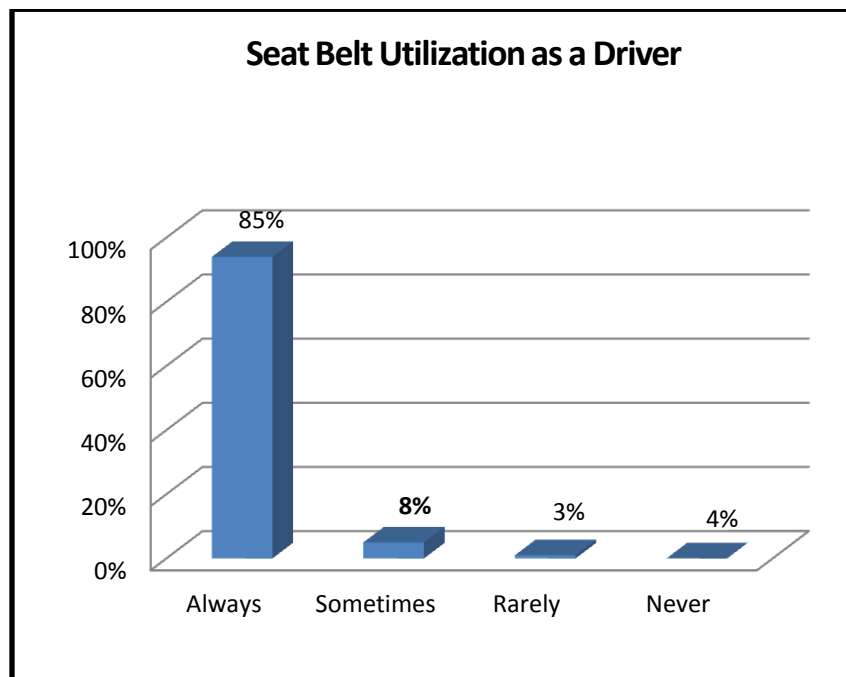
Question 1 – “Do you always, sometimes, rarely or never wear a seatbelt in a passenger car, van, sport utility vehicle or pickup truck in the following situations:

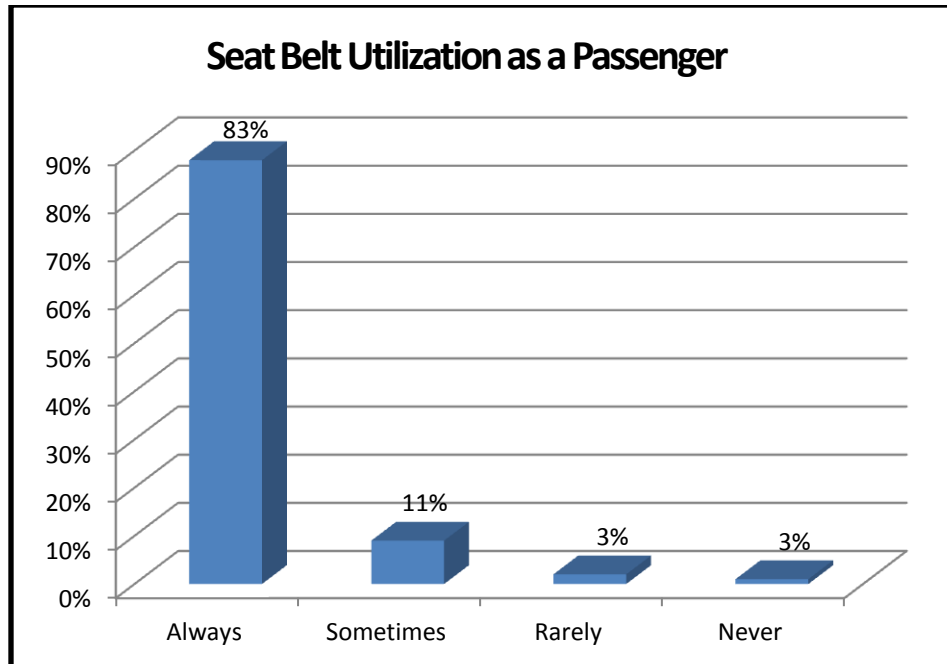
A. When you are the driver:

Always:	85%
Sometimes:	8%
Rarely:	4%
Never:	3%

B. When you ride as a front seat passenger:

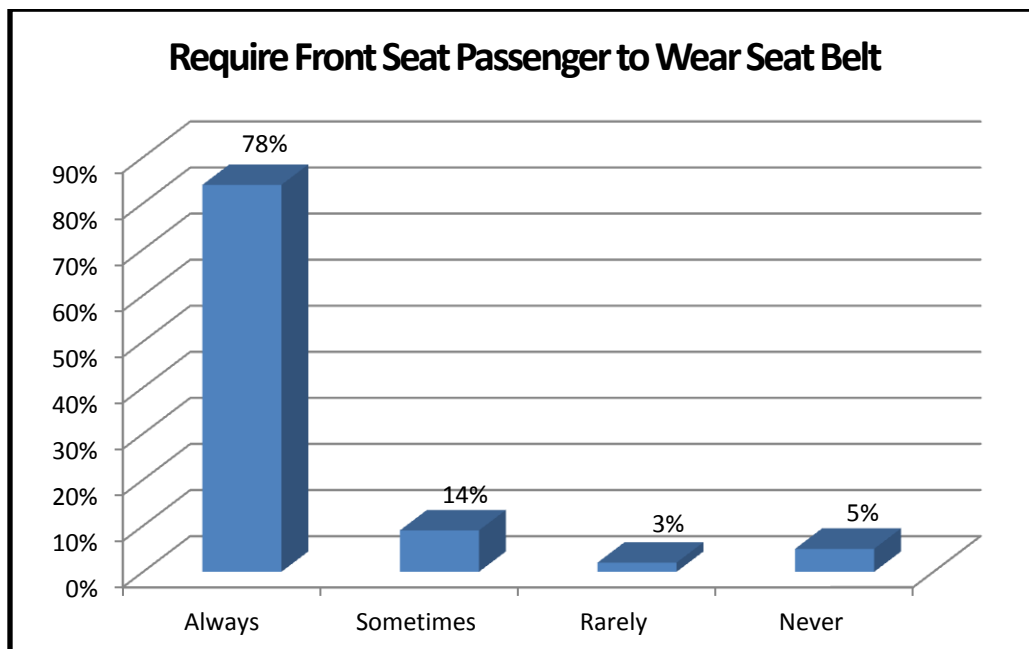
Always:	83%
Sometimes:	11%
Rarely:	3%
Never:	3%





Question 2 – “When you are the driver or a passenger in a car, van, sports utility vehicle or pickup truck, do you always, sometimes, rarely or never insist that any front seat passengers in your vehicle wear their safety belts?”

Always: 78%  
 Sometimes: 14%  
 Rarely: 3%  
 Never: 5%

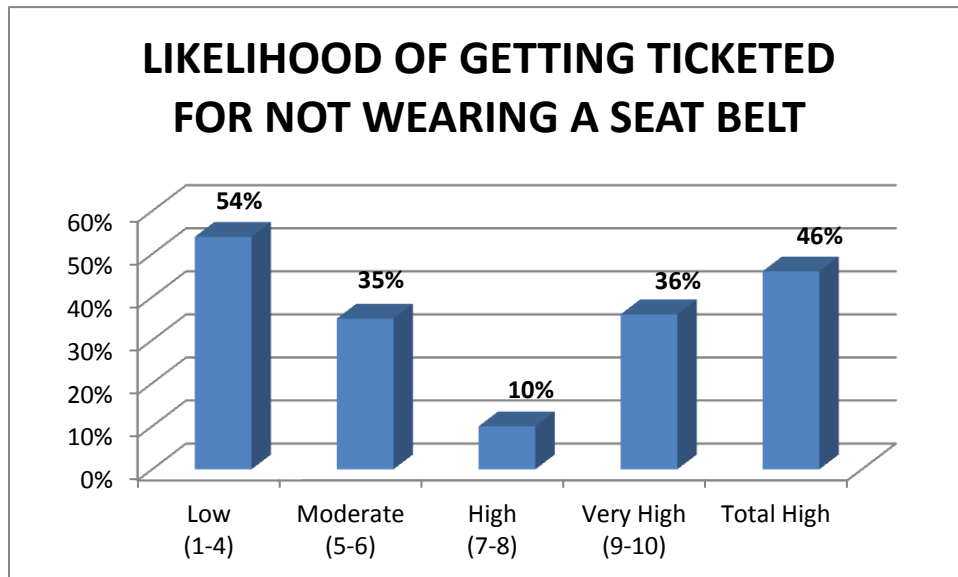


Question 3 – “In the past 60 days, have you read, seen or heard anything about seat belt enforcement by the police in your area of Arizona?”

Yes: 41%

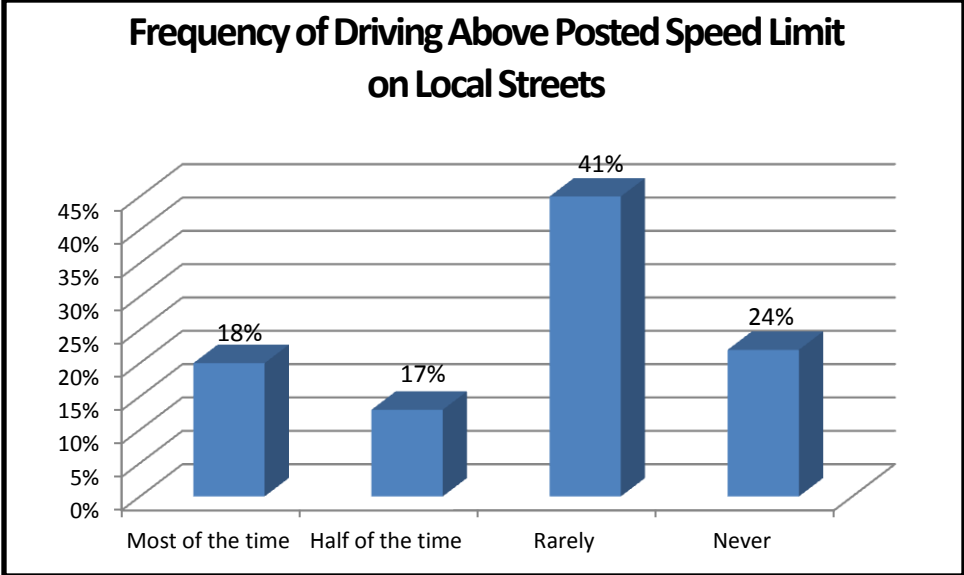
Question 4 – “On a scale of 1 to 10, where 1 means not at all likely and 10 means extremely likely, how likely do you feel it is that you will get a ticket if you do not wear a seat belt when driving a vehicle in your area of Arizona?”

Low (1-4): 54%  
Moderate (5-6): 35%  
High (7-8): 10%  
Very High (9-10): 36%  
Total High Combined: 46%



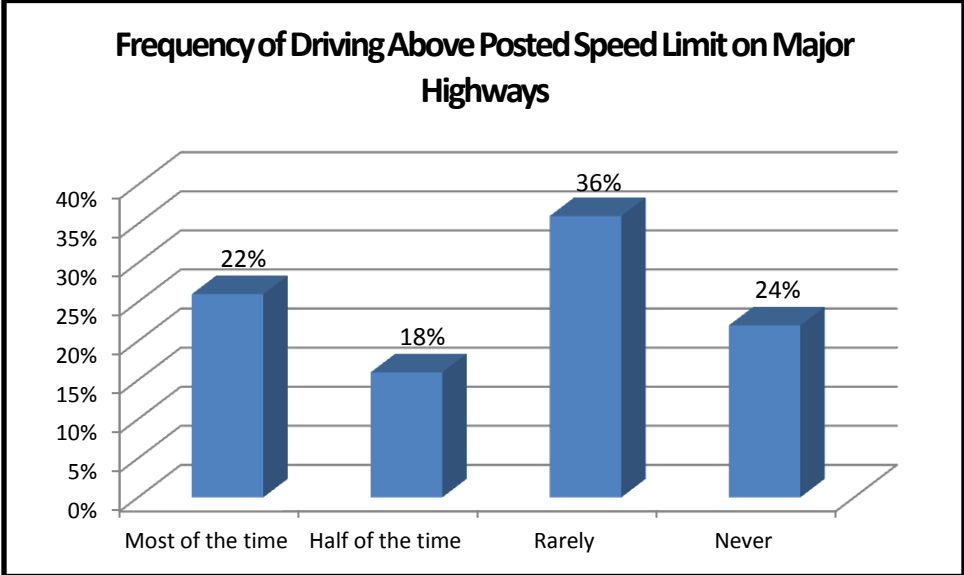
Question 5 – “On local streets in your area of Arizona, how often do you drive faster than the posted speed limit – most of the time, half of the time, rarely or never?”

Most of the Time: 18%  
Half of the Time: 17%  
Rarely: 41%  
Never: 24%



Question 6 - "On major highways in your area of Arizona, how often do you drive faster than the posted speed limit – most of the time, half of the time, rarely or never?"

Most of the Time: 22%  
 Half of the Time: 18%  
 Rarely: 36%  
 Never: 24%



Question 7 – “In the past 30 days, have you read, seen or heard anything about speed enforcement by police in your area of Arizona?”

Yes: 33%

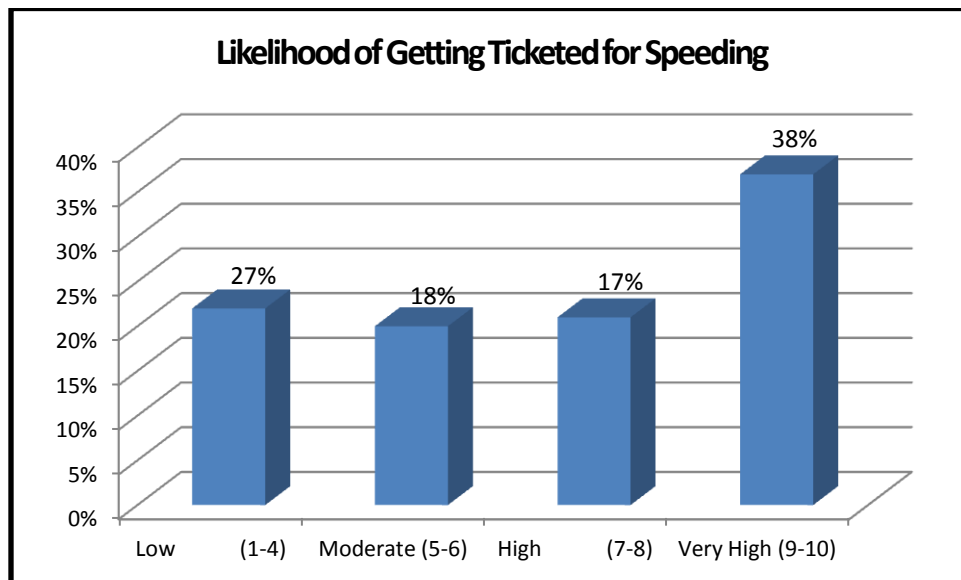
Question 8 – “On a scale of 1 to 10, where 1 means not at all likely and 10 means extremely likely, how likely do you feel it is that you will get a ticket if you drive over the speed limit in your area of Arizona?”

Low (1-4): 27%

Moderate (5-6): 18%

High (7-8): 17%

Very High (9-10): 38%



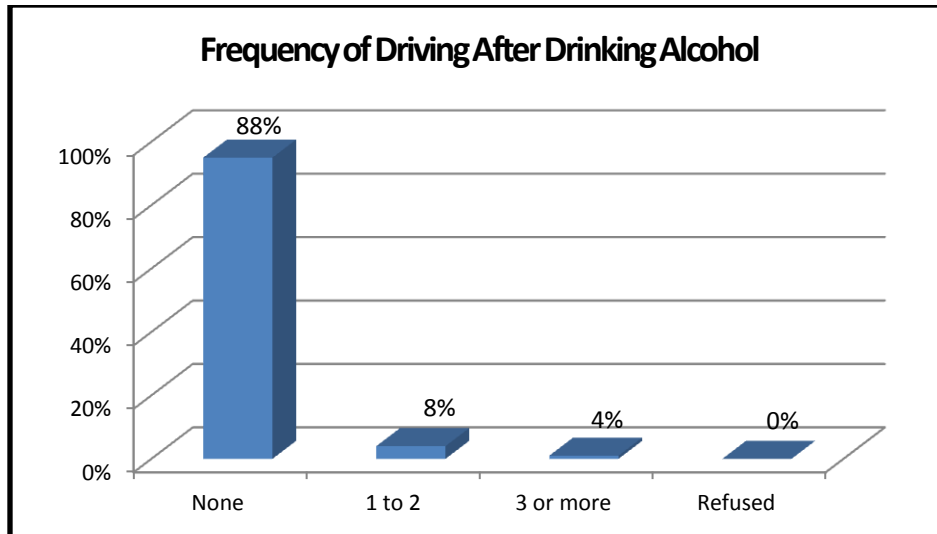
Question 9 – “In the past 60 days, how many times, if any, have you driven a motor vehicle within two hours after drinking alcoholic beverages?”

None: 88%

1-2: 8%

3 or more: 4%

Refused: 0%

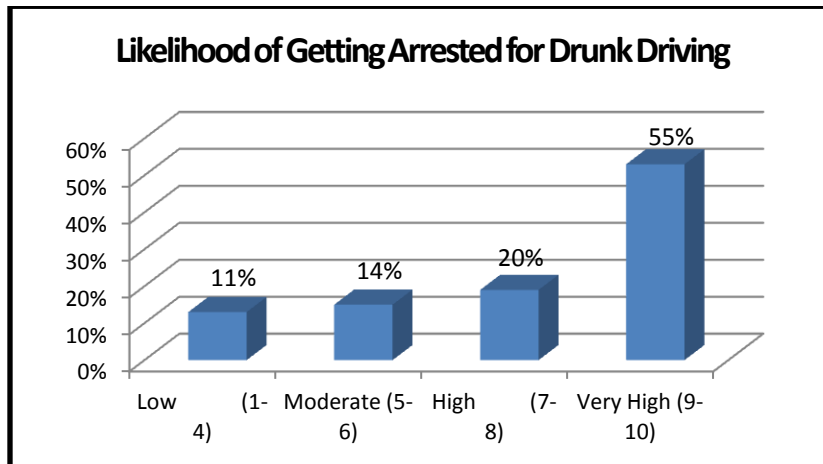


Question 10 – “In the past 30 days, have you read, seen or heard anything about drunk driving or DUI enforcement by police in your area of Arizona?”

Yes: 59%

Question 11 – “On a scale of 1 to 10, where 1 means not at all likely and 10 means extremely likely, how likely do you feel it is that someone will get arrested if they drive after drinking in your area of Arizona?”

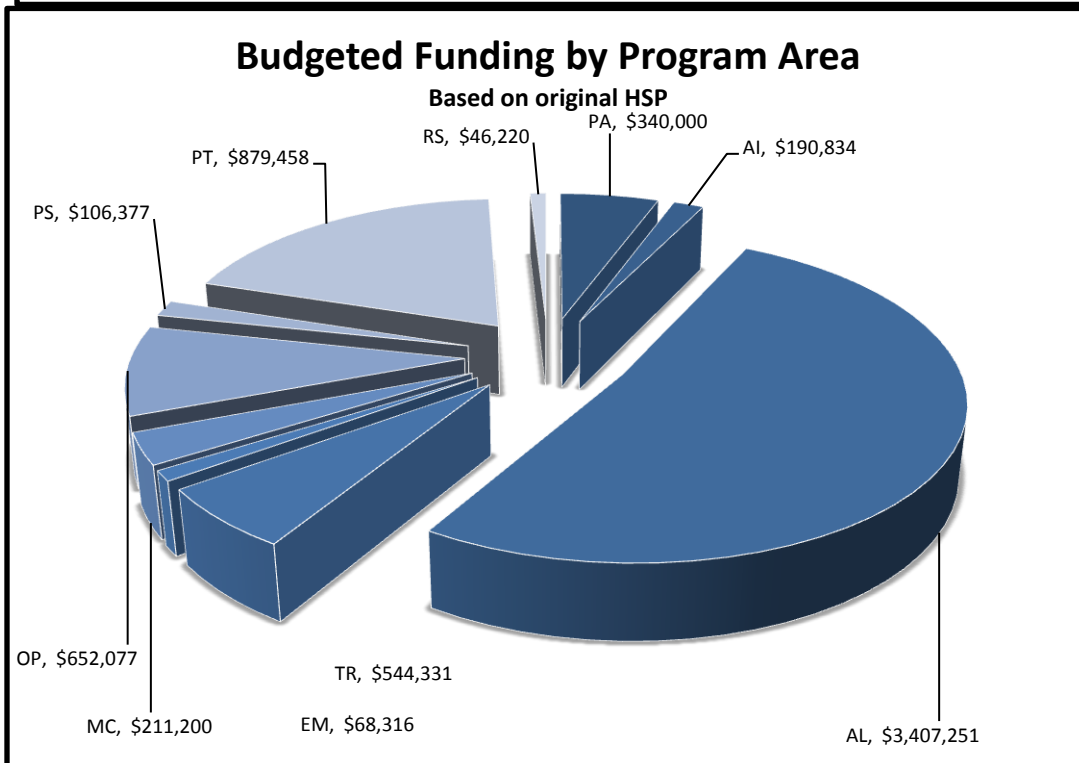
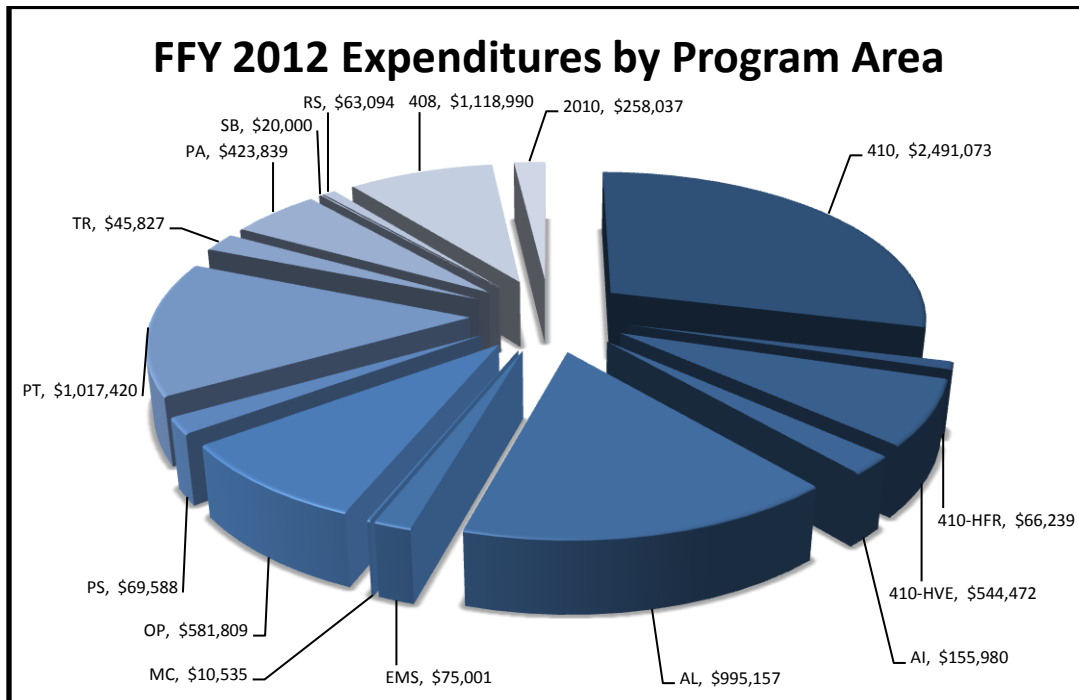
Low (1-4): 11%  
Moderate (5-6): 14%  
High (7-8): 20%  
Very High (9-10): 55%



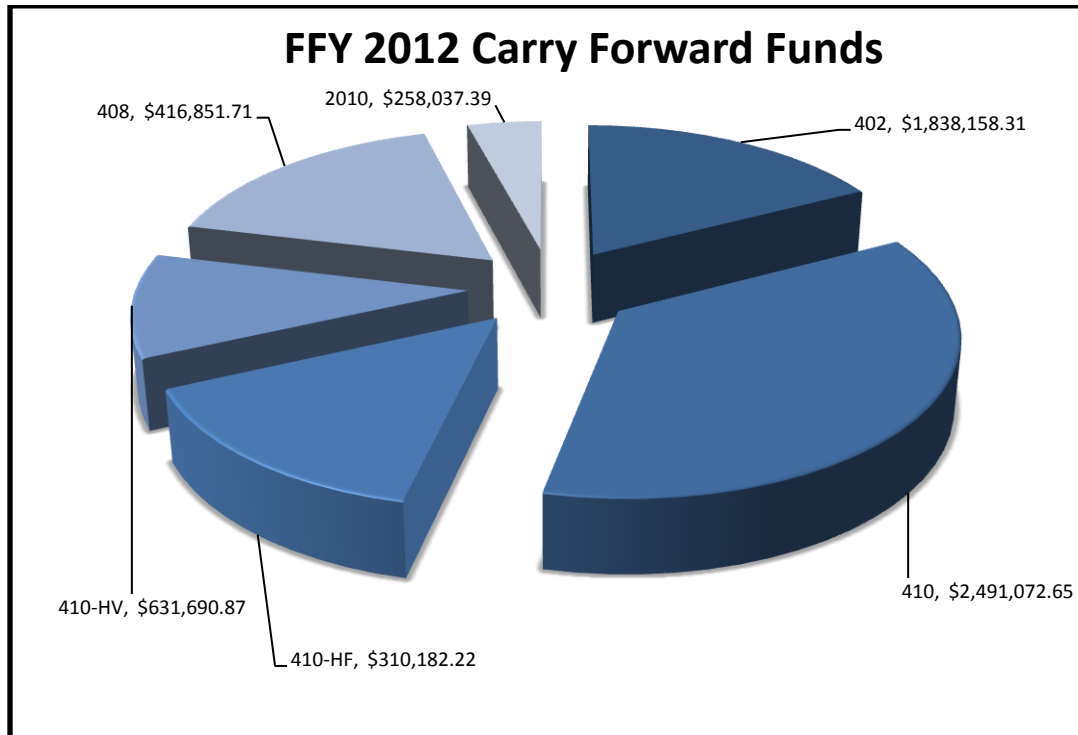
GOHS Director Alberto Gutier accepts Award from Phoenix Chief of Police Daniel Garcia

## FY 2012 FUNDING

In FY 2012, GOHS expended \$7,520,215 in grants from Section 402, 410, 408, and 2010 program areas. As of the end of FY 2012, GOHS has projected carry forward funds of approximately \$6,131,417.



For FY 2013, GOHS is estimating that there will be approximately \$5,945,993 in carry forward funding. For FY 2013, GOHS has obligated most of these funds and has a plan in place to expend most of these funds over the course of the current fiscal year.



## PROGRAM AREA ACCOMPLISHMENTS

### IMPAIRED DRIVING



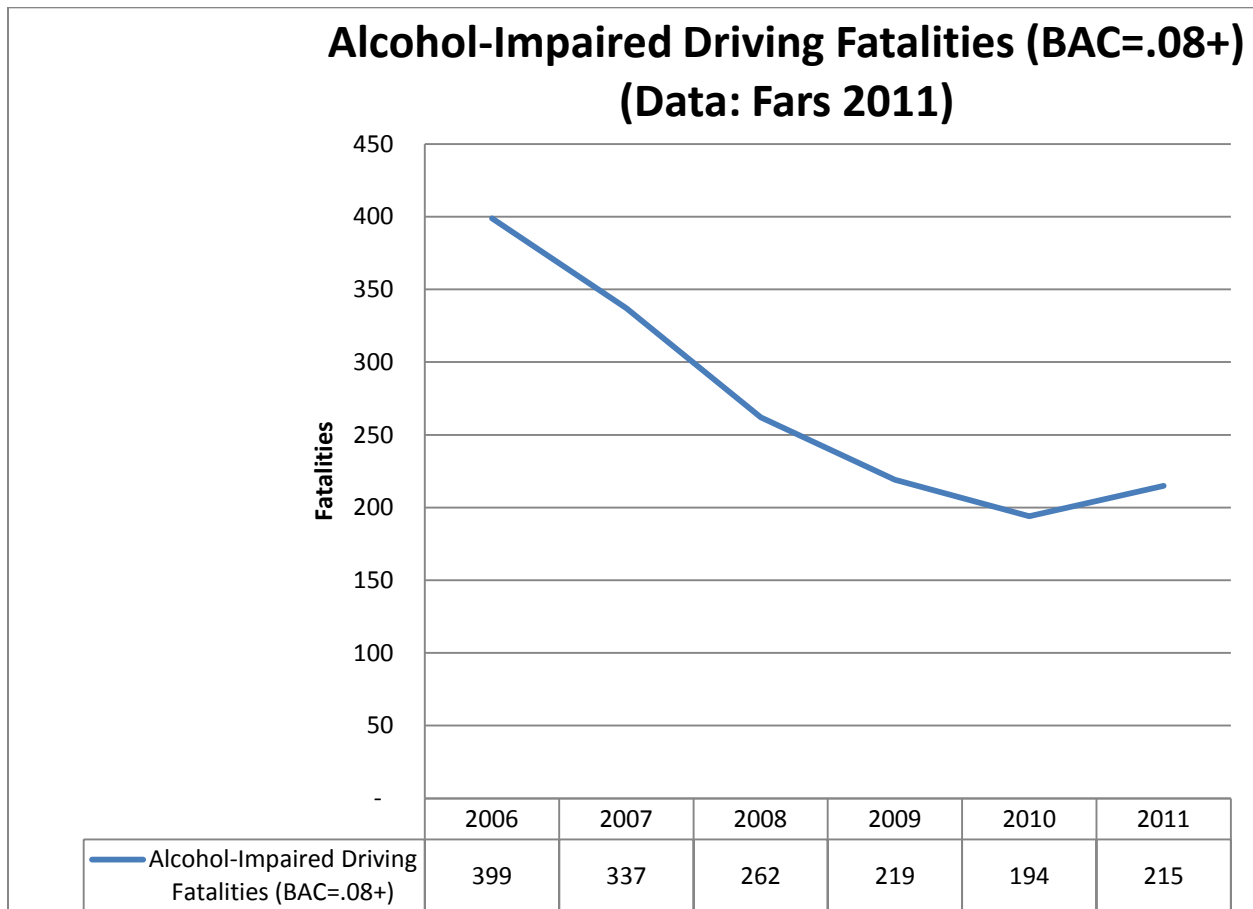
In FY 2012, alcohol-impaired driving fatalities constituted 26.06 percent of all traffic fatalities in Arizona.

Stopping impaired driving and reducing the number of alcohol and drug impaired fatalities continues to

be the number one priority of GOHS.

In FFY 2012, GOHS spent \$6.6 million in overtime, equipment and training to law enforcement agencies across the state to enforce Arizona's strict DUI laws.

Total alcohol-impaired fatalities increased in 2011 by 4.37 percent from the prior year and were down 13.65 percent in the five year period from 2007-2011.



## 2012 DUI/IMPAIRED DRIVING RESULTS

Arizona continues to be a national leader in DUI enforcement campaigns and strategies. In addition to enforcement by individual agencies, there are 13 DUI Task Forces that operate statewide. As of December 31, 2012, these officers have made 29,310 DUI arrests, compared with 18,916 in 2011.

GOHS does not fund DUI Task Forces, rather the high performing agencies that constitute the DUI Task Forces

Individual agencies and the DUI Task Forces conduct saturation patrols and checkpoints throughout the year with the most intense efforts during Holidays.

<b>DUI Task Force Statistics By Calendar Year</b>				
	<b>2009</b>	<b>2010</b>	<b>2011</b>	<b>2012*</b>
<b># Officers Cumulative</b>	15,809	32,949	29,341	51,900
<b># Contacts</b>	148,063	221,465	199,192	822,530
<b>Sober Designated Drivers Contacted</b>	1,450	9,669	5,035	6,578
<b>Total DUI Arrests</b>	14,154	19,353	18,916	29,310
<b>Extreme DUI</b>	4,369	5,926	6,209	8,350
<b>Aggravated DUI</b>	1,429	1,987	2,106	3,417
<b>Misdemeanor DUI</b>	12,725	17,366	16,810	25,893
<b>Average BAC</b>	0.152	0.153	0.152	0.151
<b>Seat Belt Citations</b>	3,323	5,409	7,674	28,734
<b>Child Restraint Citations</b>	617	936	1,502	3,596
<b>Under 21 DUI</b>	783	897	1,049	1,208
<b>DUI Drug</b>	1,153	1,674	1,800	4,004
<b>Other Citations</b>	73,600	99,833	98,782	340,007

**\* Data as of 12-31-12**

GOHS' goal in highlighting DUI arrests is not to set records but to help keep Arizona's highways and roadways safe. The efforts of law enforcement officers statewide have helped keep impaired drivers off the streets; however this year we have had an increase in alcohol-related fatalities.

In FY 2012, GOHS continued to use the "Get a DD...Not a DUI!" slogan designed to inform the public about the importance of having a sober designated driver in conjunction with GOHS' enforcement oriented message of "Drive Hammered...Get Nailed!" in paid and earned media campaigns.

<b>FFY 2012 TOP REPORTING AGENCIES</b>		
<b>Rank</b>	<b>Agency</b>	<b># DUI</b>
<b>1</b>	Phoenix Police Department	5,678
<b>2</b>	Arizona Department of Public Safety	4,534
<b>3</b>	Mesa Police Department	3,412
<b>4</b>	Scottsdale Police Department	2,646
<b>5</b>	Tucson Police Department	1,671
<b>6</b>	Pima County County Sheriff's Office	1,193
<b>7</b>	Maricopa County Sheriff's Office	984
<b>8</b>	Chandler Police Department	958
<b>9</b>	Glendale Police Department	768
<b>10</b>	Gilbert Police Department	575

<b>DUI Task Force Statistics</b>			
<b>Holiday (Thanksgiving – New Years)</b>			
<b>*2012 Through 12/31</b>			
	<b>2010</b>	<b>2011</b>	<b>2012*</b>
<b># Officers Cumulative</b>	7,492	8,246	13,183
<b># Contacts</b>	46,721	54,954	100,099
<b>Sober Designated Drivers Contacted</b>	1,383	1,423	2,319
<b>Total DUI Arrests</b>	3,830	3,153	5,066
<b>Extreme DUI</b>	973	847	1,253
<b>Aggravated DUI</b>	379	282	518
<b>Misdemeanor DUI</b>	3,451	2,871	4,548
<b>DUI w/ Prior</b>	384	309	369
<b>Average BAC</b>	0.149	0.150	0.150
<b>Seat Belt Citations</b>	660	1,186	1,952
<b>Child Restraint Citations</b>	153	135	342
<b>Under 21 DUI</b>	197	188	237
<b>Minor Consumption</b>	363	424	713
<b>DUI Drug</b>	587	488	1,088
<b>Other Citations</b>	18,150	22,020	38,941

<b>DUI Task Force Statistics</b>				
<b>Memorial Day Weekend</b>				
	<b>2009</b>	<b>2010</b>	<b>2011</b>	<b>2012</b>
<b># Officers Cumulative</b>	507	1,555	1,345	1,819
<b># Contacts</b>	4,849	14,799	11,343	15,054
<b>Sober Designated Drivers Contacted</b>	N/A	654	330	460
<b>Total DUI Arrests</b>	295	715	462	556
<b>Extreme DUI</b>	81	191	146	149
<b>Aggravated DUI</b>	28	65	59	67
<b>Misdemeanor DUI</b>	267	650	403	489
<b>Average BAC</b>	0.155	0.147	0.144	0.142
<b>Seat Belt Citations</b>	164	689	325	551
<b>Child Restraint Citations</b>	18	86	57	54
<b>Under 21 DUI</b>	21	45	26	25
<b>Minor Consumption</b>	62	250	189	279
<b>DUI Drug</b>	36	76	43	69
<b>Other Citations</b>	1,881	6,163	3,955	5,704

<b>DUI Task Force Statistics</b>				
<b>July 4th Weekend</b>				
	<b>2009</b>	<b>2010</b>	<b>2011</b>	<b>2012</b>
<b># Officers Cumulative</b>	428	1,046	1,755	1,848
<b># Contacts</b>	3,671	9,008	11,210	13,582
<b>Sober Designated Drivers Contacted</b>	N/A	396	481	309
<b>Total DUI Arrests</b>	350	434	523	677
<b>Extreme DUI</b>	114	129	157	213
<b>Aggravated DUI</b>	38	45	55	75
<b>Misdemeanor DUI</b>	312	389	468	602
<b>DUI w/ Prior</b>	49	57	54	63
<b>Average BAC</b>	0.149	0.150	0.144	0.151
<b>Seat Belt Citations</b>	107	269	242	388
<b>Child Restraint Citations</b>	22	83	45	46
<b>Under 21 DUI</b>	28	24	30	43
<b>Minor Consumption</b>	71	87	195	108
<b>DUI Drug</b>	28	52	57	91
<b>Other Citations</b>	1,851	4,400	4,534	6,140

<b>DUI Task Force Statistics</b>				
<b>Labor Day</b>				
	<b>2009</b>	<b>2010</b>	<b>2011</b>	<b>2012</b>
<b># Officers Cumulative</b>	67	3,871	2,046	2,201
<b># Contacts</b>	8,143	25,909	13,839	14,231
<b>Sober Designated Drivers Contacted</b>	N/A	464	673	436
<b>Total DUI Arrests</b>	576	949	617	625
<b>Extreme DUI</b>	182	241	192	188
<b>Aggravated DUI</b>	80	76	93	71
<b>Misdemeanor DUI</b>	496	873	524	554
<b>DUI w/ Prior</b>	63	55	79	48
<b>Average BAC</b>	0.144	0.149	0.149	0.153
<b>Seat Belt Citations</b>	146	735	443	638
<b>Child Restraint Citations</b>	25	137	59	73
<b>Under 21 DUI</b>	49	67	43	49
<b>Minor Consumption</b>	154	293	258	171
<b>DUI Drug</b>	70	79	69	97
<b>Other Citations</b>	3,051	10,751	5,865	5,298

In addition to the funding provided for DUI Saturation Patrols, GOHS funded a limited number of sobriety checkpoints. GOHS provided funding for sobriety checkpoints for the Tri-City DUI Task Force, Mesa Police Department, Tucson Police Department, Pima County Sheriff and the Peoria Police Department.



2012 Holiday DUI Task Force Kick-Off at the Capitol



**Above:** Holiday - DUI Task Force, Scottsdale  
**Below:** GOHS Director Alberto Gutier, Speaks at Memorial Day DUI Task Force



## ALCOHOL AND OTHER DRUGS

GOHS funded grants for impaired driving enforcement from four funding areas:

1. 402 – Alcohol and Other Drugs
2. 410 – Alcohol Incentive
3. 410 – High Fatality
4. 410 – High Visibility

### 402

Section 402 – Alcohol and Other Drugs funding provided police agencies overtime to conduct DUI enforcement within their own communities and to partner in the DUI Task Forces throughout the state. Additional funding provided for the purchase of Portable Breath Testing Devices (“PBT’s”) distributed to law enforcement agencies statewide enhancing their investigative capabilities of alcohol and drug impaired drivers.

Utilizing Section 402 Alcohol Funds to combat the prevalence of impaired driving, GOHS devotes a significant amount of resources to overtime enforcement, equipment and training for law enforcement officers statewide. Arizona law enforcement officers and prosecutors are aided by some of the toughest DUI laws in the country. Arizona’s Impaired Driving Program utilizes enforcement, education and public awareness to reduce the number of fatalities and injuries resulting from alcohol-impaired collisions. GOHS will continue to fund these programs which have proven to be successful in reducing the number of alcohol-related fatalities, increasing the number of DUI arrests and continuing to keep Arizona’s highways and roadways safe.

GOHS expended \$995,156 in 402-Alcohol funds in FFY 2012.

### 410

410 alcohol funding was provided for DUI enforcement overtime to 21 police agencies throughout the state to participate in saturation patrols, sobriety checkpoints and DUI task force operations.



GOHS – Multi Agency DUI Enforcement

GOHS provided police agencies throughout the state with funding to purchase capital outlay to enhance their enforcement capabilities within their communities. The following capital outlay was funded in FFY 2012:

- (1) Tahoe for Tempe PD
- (11) Livescan Instruments

Utilizing Section 410 funds, GOHS provided \$70,000 to the Pima County Sheriff's Office in order to enhance alcohol enforcement throughout Pima County. Overtime has been used for DUI taskforce operations, sobriety checkpoints, underage drinking and education to the public and schools. The successes of these programs have been clear and evident. The Pima County Sheriff's Office was able to exceed the projected number of sobriety checkpoint and DUI Task Force deployments by conducting 14 sobriety checkpoints and participating in all Southern Arizona DUI Task Force Deployments. There have only been 48 Alcohol involved traffic injuries reported during calendar year 2012 and the contract goal was to reduce this to 76 or fewer.

Utilizing Section 410 funds, GOHS provided initial funding of \$100,000 to the Tucson Police Department for DUI and Alcohol enforcement. FFY 2012 Tucson Police Department conducted over 150 deployments from which resulted in over 2,428 DUI arrests. Tucson Police Department officers conducted over 10,000 traffic stops and issued over 10,900 traffic citations. On a positive note 389 designated drivers were also identified. This amounts to a 94% increase over last year.

Utilizing Section 410 funds, GOHS provided funding of \$100,000 to the Mesa Police Department and the funding proved to very effective in assisting with increasing visibility through arrest, contacts, and the reduction of impairment related fatalities. In FFY 2010/2011, the percentage of fatalities involving impaired drivers was 55% whereas in FFY 2011/2012, the percentage was reduced to 22%.

#### PHOENIX POLICE DEPARTMENT – TARGETED ENFORCEMENT SQUAD



Labor Day DUI Deployment Briefing

The Phoenix Police Department's Targeted Enforcement Squad (TES) has continued to pioneer innovative policing methods to pre-empt underage impaired driving violations by conducting enforcement at events which draw large crowds of minors and where access to drugs and alcohol are likely. The TES is the first police unit known to make regular use of anticipatory search warrants to allow for the seizure of a location where an underage party is taking place, and the warrants also allow for the lawful detention of all minors found at the location in order to determine impairment. The TES began using these search warrants in January 2012, and has successfully served over a dozen warrants on locations advertising the illegal service of liquor to minors.

The TES increased enforcement at raves, large dance concerts where drug use by youth is prevalent, throughout the Phoenix metropolitan area. The enforcement at raves resulted in a significant increase in drug seizures and investigations of suspects providing narcotic and dangerous drugs to youth. From January 2010, through June of 2012 the TES completed 3,519 police reports primarily documenting crimes related to underage substance abuse. During the same time period, 101 people were arrested for illegal drug possession by the TES, with many other cases being submitted for prosecution. The TES also saw a rise massive underage drinking parties known as "Project X" parties. At one such party in March 2012, over 1,500 youth were present at a party when the TES served a search warrant and 94 minors were arrested for alcohol offenses. The effective enforcement at party crew events, raves, and other illegal liquor service events has resulted in an increase in arrests which then precludes the arrested minors from driving while impaired.

The Targeted Enforcement Squad also uses community involvement as a tool for reducing instances of underage DUI. The Underage Drinking Enforcement Training Center featured one of the officers of the TES as a presenter during a web-based seminar focusing on party crews in early in 2012. The Targeted Enforcement Squad compliments its enforcement role by sending its officers to speak at high school driver's education programs regarding the hazards of underage impaired driving, street racing, and reckless/aggressive driving. Officers of the Targeted Enforcement Squad also regularly attend meetings with community organizations and non-government organizations in order to keep abreast of current trends affecting underage drinking and drug use. The community involvement by the officers of the TES has resulted in the TES developing a significant number of contacts within the community who provide the TES with valuable leads which aid the investigation of illegal liquor and drug sales to youth.

#### **410 – HIGH VISIBILITY ENFORCEMENT**

Carry forward Federal 410 High Fatality funds will support the purchase of Livescan Instruments for DUI processing vehicles for the Glendale Police Department, Arizona Department of Public Safety, Maricopa County Sheriff's Office, Chandler Police Department and Goodyear Police Department. Livescan Instruments take fingerprints in electronic fashion and provides an immediate comparison to data to check DUI suspects for prior arrests and assists officers to positively identify suspects.

## DUI PROCESSING VEHICLES



## TRAINING

GOHS prides itself on having one of the best DUI enforcement programs in the country. The strong enforcement wouldn't be possible without a successful training program. In FY 2012, GOHS provided more than \$150,000.00 in support of Impaired Driver training opportunities for more than 92 classes and 1,240 members of the national law enforcement community.

Arizona is unique in the existing partnerships between GOHS and the Maricopa County Sheriff's Office providing funding and a location for DRE Certification Nights. Maricopa County Sheriff Arpaio allows other state's law



DRE Advisory Committee Hosted at GOHS

enforcement agencies to send DRE candidates to the Maricopa County 4<sup>th</sup> Avenue Jail to train with the Arizona DREs and achieve certification.

Arizona has 453 certified DREs and 138 DRE Instructors, has conducted 94 DRE Certification Nights, completed over 2,800 DRE training evaluations, collected over 1,423 training samples, and assisted in the certification of 275 officers and 32 instructors from 15 states including two from Hong Kong. AZ is at 92.59% accuracy with 148 active agencies statewide in 2012.

GOHS hosted a 40-hour General Instructor course in addition to the impaired driving classes. General Instructor certification is a prerequisite to attend HGN/SFST Instructor School. The individuals attending the General Instructor School continued on to the scheduled HGN/SFST Instructor School.

The following training classes funded by GOHS were held in FFY 2012:

<b>Class</b>	<b>Students</b>
HGN/SFST	200
HGN/SFST Instructor	20
DRE	52
DRE Instructor	13
Phlebotomy	72
Phlebotomy Refresher	216
ARIDE	345
DITEP	230
<b>TOTAL TRAINED</b>	<b>1,148</b>

## **TRAFFIC SAFETY RESOURCE PROSECUTOR**

In FY 2012, GOHS continued to fund one full-time, tenured prosecutor as the Traffic Safety Resource Prosecutor (“TSRP”). Currently, Beth Barnes from the City of Phoenix Prosecutor’s Office is Arizona’s TSRP. She has demonstrated the ability to network with her peers and members of the judiciary to utilize proven methods to reduce recidivism rates with impaired drivers. Beth was named the prosecutor of the year for both Arizona Prosecuting Attorney’s Advisory Council (APAAC) and Mothers Against Drunk Driving (MADD). She was also presented with the DRE Ambassador award at the IACP Annual Training Conference on Drugs and Impaired Driving. GOHS will continue providing funding to the City of Phoenix for the TSRP.

Arizona’s TSRP program has four primary objectives:

1. Provide training

The training will include curriculums developed by the National Judicial College, Arizona Supreme Court, APAAC, and NHTSA. Where applicable, additional curriculums will be developed in conjunction with the National Judicial College, Arizona Supreme Court, APAAC, and NHTSA.

2. Be a resource for prosecutors statewide
3. Improve communication; and
4. Be a liaison

To achieve these objectives, in FY 2012, the TSRP continued to focus on two goals: (1) increase the visibility of traffic safety cases with prosecutors and prosecutors' visibility with the traffic safety community, and (2) increase the confidence of prosecutors to go into the courtroom.

The Arizona TSRP, provided training during 217 presentations to approximately 5,450 prosecutors, law enforcement officers, crime lab personnel, and community groups such as MADD during the past fiscal year. She also coordinated speakers for 10 additional programs that occurred when she had a previously scheduled presentation. She responded to at least 1,253 requests for assistance from prosecutors, law enforcement officers and crime lab personnel during this fiscal year. The relatively new defense challenges regarding "measurement of uncertainty", the defense claim that carboxy THC DUIs may not be prosecuted under the A.R.S. § 28-1381(A)(3) charge, medical marijuana and Rule 702/*Daubert* challenges were each very common topics for which assistance was requested..



Maricopa County Attorney Bill Montgomery and GOHS Director Alberto Gutier at DUI Press Conference

The Arizona TSRP DUI Defense Expert Bank was maintained. Materials have been gathered for 74 defense experts and 8 state experts. The materials were provided to the prosecutors to assist with their cases. Beth continued to maintain an e-mail list of Arizona prosecutors, officers and traffic safety professionals who desire to be kept abreast of DUI and traffic issues. By the end of the year, the list was comprised of in excess of 300 members. This is particularly significant when one considers the fact that there are only approximately 800 prosecutors in the entire state of Arizona. When new case law, new legislation, and other issues of interest arise, a notice was sent to the members of the group.

## MEDIA

This past year under the direction of GOHS Director and agency PIO, Alberto Gutier, GOHS expended \$200,000 in paid media campaigns promoting the joint messages of "Get a DD...Not a DUI!" and "Drive Hammered...Get Nailed!" theme. GOHS introduced the new message of "Get a DD...Not a DUI!" in an attempt to reach out and encourage sober designated drivers.

GOHS Director Alberto Gutier supplemented a scaled back paid media campaign with an aggressive earned media efforts. Director Gutier conducted dozens of radio and television interviews in English and Spanish on topics ranging from DUI enforcement to seatbelts, prescription drugs and speed enforcement

Section 410 funds supported billboard promotions, radio, television and print media. Last year, GOHS partnered with the Arizona Cardinals football club to promote sober designated drivers at Cardinals home football games and on the

Cardinals radio broadcast. This year the Cardinals improved to be the fifth best team in the league for signing up designated drivers at home football games. GOHS is proud of the partnership established with the Cardinals and other statewide media to promote designated driving.

GOHS Director Alberto Gutier conducts an annual press conference to kick off the Holiday DUI enforcement campaign at the State Capitol. This event is widely covered by local TV, radio and print media. Additionally, with GOHS' online DUI reporting system, press releases during planned enforcement events are distributed to the media on a regular basis with updated impaired driving statistics from the previous evening's activity, plus cumulative data. These releases provide constant news reports on DUI arrests. GOHS Director Alberto Gutier is constantly doing radio, TV and newspaper interviews to expand on the reports.

GOHS funding dictates that each agency receiving DUI enforcement funds conduct educational and public awareness campaigns in their respective communities.

**Print Advertisement**

**DRIVE HAMMERED,  
GET NAILED!  
DON'T DRINK AND DRIVE**

**GET A DD...  
NOT A DUI!**

**Buckle Up Arizona... No Excuses.**

Governor's Office of Highway Safety  
**ARIZONA**  
www.azgohs.gov

In FFY 2012, GOHS continued its partnership with the Arizona Cardinals Football team, promoting designated drivers and the enforcement message reminding fans not to drink and drive. As part of this partnership, GOHS is a co-sponsor of the Cardinals designated driver program with the TEAM coalition, Hensley Beverage Company and Coca-Cola. At home football games, fans have the opportunity to sign up to be a designated driver. Upon signing up, they receive a coupon for a free soda and are entered to win tickets to the NFL Pro Bowl.

With this partnership, GOHS has an LED ad that runs along the sidelines during the game, signage in the concession area and messages during the radio broadcast reminding fans not to drink and drive.

**Arizona Cardinals LED Message at all Cardinals football games through the season**



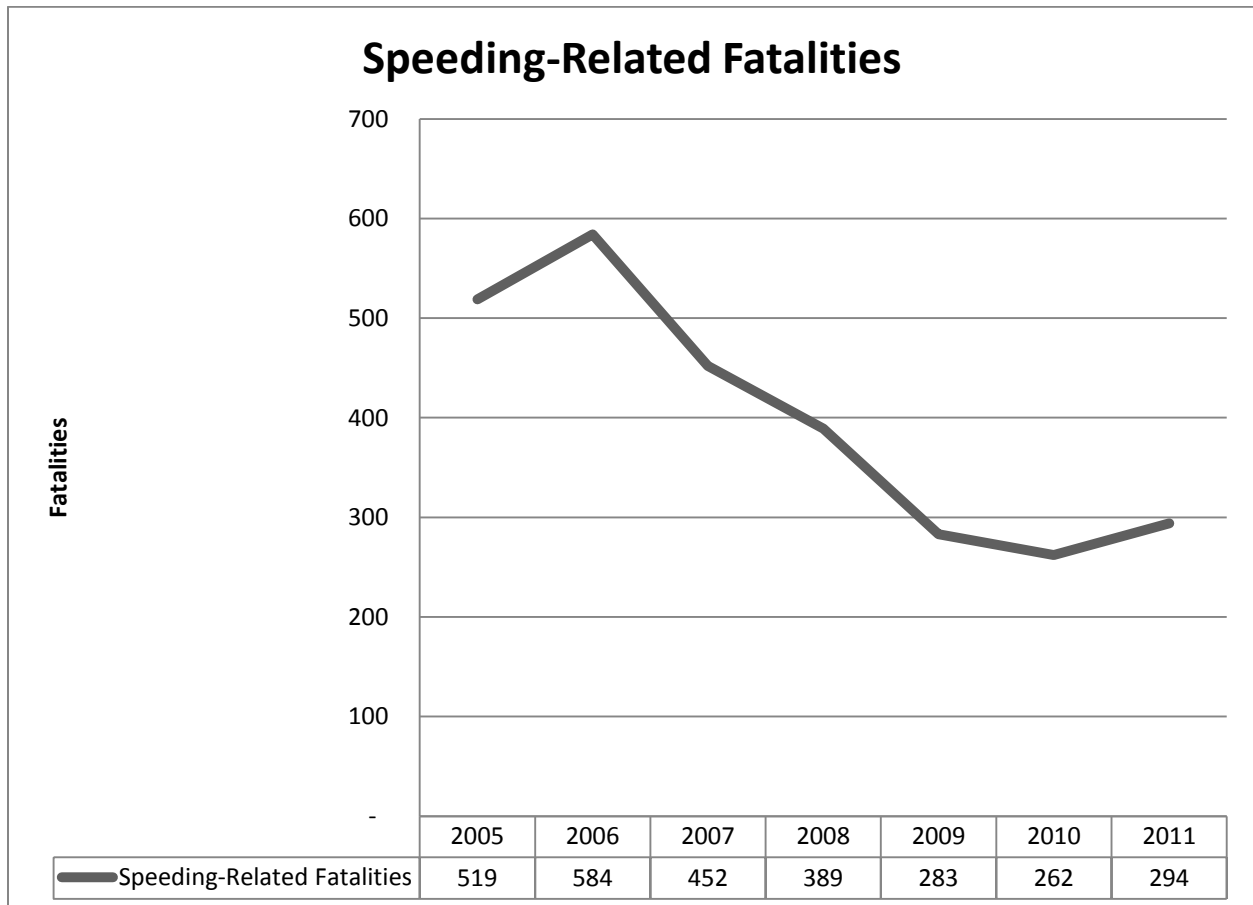
**Arizona Cardinals Concession Display**



GOHS – DUI Multi Agency DUI Enforcement Vehicle

## POLICE TRAFFIC SERVICES

Speed related crashes continue to be a leading cause of all traffic fatalities in Arizona. In 2011, speed related fatalities accounted for 35.64 percent of all traffic fatalities. Speed related traffic fatalities increased 12.21 percent from 2010 to 294 deaths in 2011. Over the five year period from 2007 to 2011, speed related fatalities decreased 12.50 percent.



## FUNDED PROJECTS

GOHS provided police agencies throughout the state with funding to purchase capital outlay to enhance their enforcement capabilities within their communities. The following capital outlay was funded in FFY 2012:

- (2) Motorcycle's and (2) Police Package Motorcycle's
- (1) Speed Trailer
- (1) Mobile Radar Trailer

Additional funding provided police agencies with the overtime to enhance their enforcement efforts in relation to speed, occupant protection, school zones, aggressive driving, bicycles and pedestrians. A variety of training related to these enforcement components was also providing to personnel throughout the state.

GOHS provided Section 402-PT funding to the City of Marana Police Department for the purchase of two marked police motorcycle packages to enhance traffic enforcement in the City of Marana. The addition of two motorcycles enhanced the Department's Traffic Enforcement Program to achieve goals of reducing alcohol and speed related vehicle collisions and fatalities. This equipment also provided Marana PD with the resources to continue to proactively address the DUI problem within their community.

GOHS Director Alberto Gutier greeting law enforcement officers during Public Safety Days at the Arizona State Fair



**Below:** Director Alberto Gutier, Phoenix Chief of Police Daniel Garcia and Maricopa County Attorney, Bill Montgomery visit with all the agencies that participated at the Arizona State Fair for Public Safety Days



## OCCUPANT PROTECTION

Although Arizona is a secondary enforcement state for seatbelt use, GOHS continues to fund programs designed to enforce Arizona's seatbelt and occupant protection laws. This year Arizona's seatbelt usage rate decreased slightly to 82.20 percent. GOHS is proud to fund the Children are Priceless Passengers ("CAPP") program designed to improve the child seat usage rate in partnership with law enforcement, hospitals and non-profit organizations throughout the state.

GOHS continues to support the national "Click it or Ticket" campaign through the "Buckle Up Arizona...It's the Law!" campaign by providing \$134,000 in overtime funding for traffic enforcement during the two week period. GOHS provided funding to 19 law enforcement agencies for this campaign.

<b>"Buckle Up Arizona...It's the Law" Campaign</b>			
	<b>2010</b>	<b>2011</b>	<b>2012</b>
<b>Number of Agencies Participating</b>	36	25	19
<b>Seatbelt Citations</b>	4996	3771	3132
<b>Child Restraint Citations</b>	323	182	139
<b>DUI</b>	179	95	225
<b>Felony Arrests</b>	98	38	168
<b>Stolen Vehicles</b>	14	4	21
<b>Fugitives Apprehended</b>	128	51	23
<b>Suspended Licenses</b>	522	350	413
<b>Uninsured Motorists</b>	1493	1116	1182
<b>Speed Citations</b>	4265	3300	4984
<b>Reckless Driving Citations</b>	28	8	32
<b>Drugs</b>	62	25	135
<b>Other</b>	2431	879	56

GOHS continued to fund and revamp the CAPP program. The current program operates at fifteen locations throughout the state. The program operates self sufficiently at most locations but needs assistance at times in capital outlay (child seats) and material/supplies.

GOHS purchased child safety seats for distribution by hospitals, health organizations and fire departments in correlation to ongoing CPS programs of the initiation of new quality programs. GOHS provided funding for 2,042 car seats by agencies across the state.

The Phoenix Fire Department was awarded \$60,000 for overtime to conduct child safety seat inspections. The Phoenix Fire Department provided three fitting stations per week for schedule inspections. As a result, over 1300 seats were inspected at fire stations and 500 seats were inspected at community child passenger safety seat events at different locations throughout the city. The Phoenix Fire Department assisted the Governor's Office of Highways Safety with two car seat inspections, providing over 80 car seats to caregivers. Over two 250 booster seats were provided to low income families through the PFD Baby Shots program. The Phoenix Fire Department provided classroom passenger safety education to over 6,650 students at local grade schools and high schools.



The Governor's Office of Highway Safety Child Safety Seat Event  
January 7, 2012

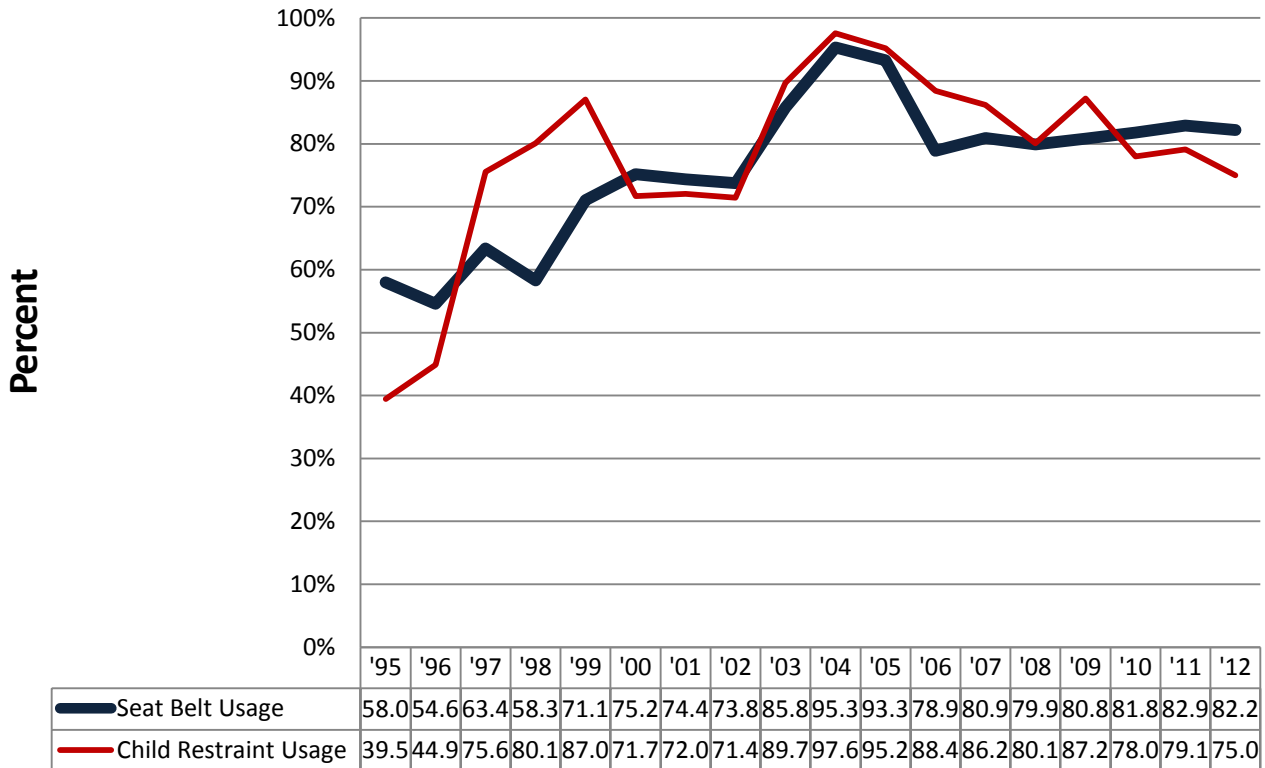
The Tucson Police Department was awarded \$20,000 in Overtime to support Occupant Protection educational traffic safety activities. The Tucson Police Department car seat technicians conducted 120 Inspections, 6 Car Seat Checks and provided training for 306 people in 13 Car Seat Classes. Additionally, the Tucson Police Department car seat technicians distributed 203 Convertible Seats, 147 High-Back Booster Seats and 282 Low-Back Booster Seats.

The Tucson Police Department hosted two Technician Certification classes and one Update class. The classes resulted in the certification of 37 new Car Seat Technicians in Southern Arizona and recertification of 5 existing Car Seat Technicians from 5 different agencies.

The GOHS funding provided the Tucson Police Department with programmatic revenue to raise awareness and impact the community resulting in a 12% decrease in total fatalities in 2012 when compared to 2010 and 2011.

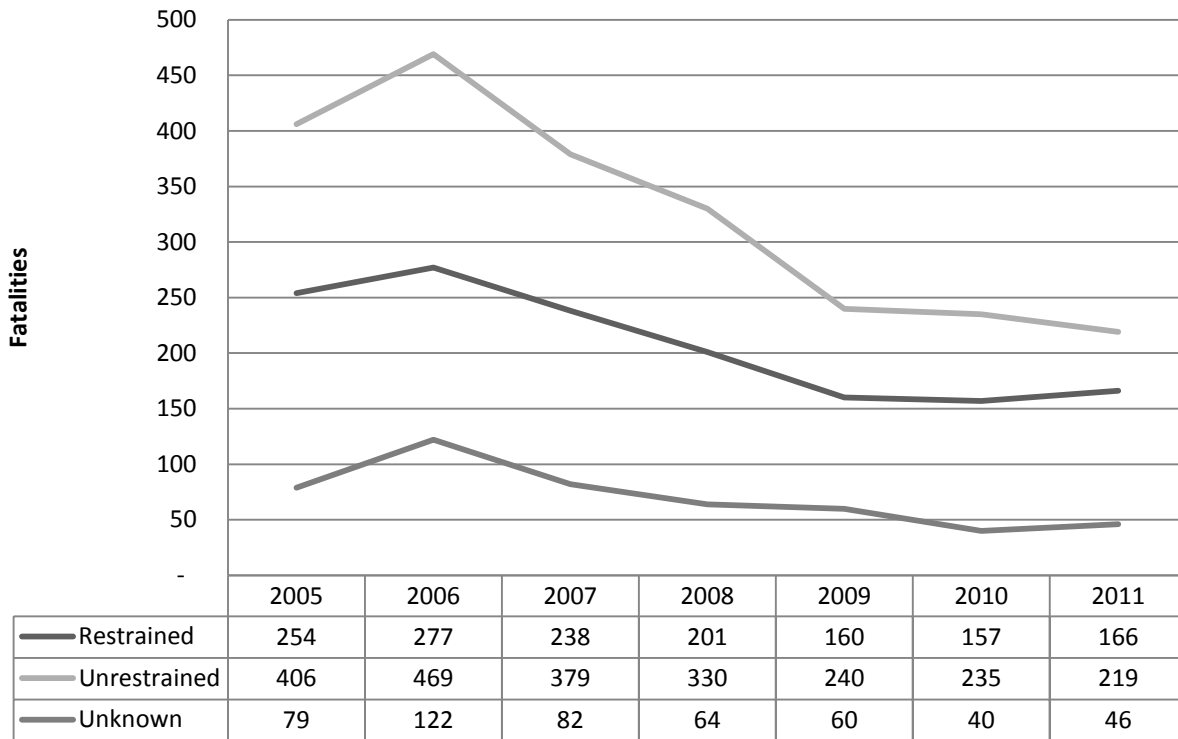
# Governor's Office of Highway Safety

## Seatbelt and Child Restraint Usage



City of Phoenix "Buckle Up" Sign

## Passenger Vehicle Occupant Fatalities (Data: FARS 2011)



### ACCIDENT INVESTIGATION

In FFY 2012, GOHS provided \$177,403 in Accident Reconstruction Equipment, Overtime and Training to agencies throughout the state. This funding provided these agencies the most current technologically advanced equipment to complete on-scene investigations and computerized reconstruction diagrams and collisions speed/dynamics for subsequent felony prosecution for vehicular crimes.

This funding was also used for overtime and travel funding to police agencies to complete quality enhanced reconstruction of fatality and/or serious injury collisions for subsequent felony prosecution. Funding to provide travel expenses, registration fees allowed collision reconstruction personnel the opportunity to attend and receive the most current advanced training in scene management, evidence processes, vehicle dynamics, speed calculations and collision causation, and documentation.

In FFY 2012 GOHS awarded the following Accident Investigation Equipment:

- Three Aims Crash Measurement Systems
- Robotic Work Stations for Crash Investigation
- Equipment for Crash investigation
- Crash Data Retrieval System (CDRS)

The Tucson Police Department was awarded with \$45,000 in funding to purchase a GPS Collision Reconstruction Equipment to enhance fatality and serious injury collision investigation capabilities for subsequent felony prosecution throughout the City of Tucson. The system has been operational since May 2012.

Additionally, the Peoria Police Department was awarded \$25,000 to fund the purchase of One (1) Robotic Station (Topcon IS 3 sec Robotic Total Station) to enhance traffic collision investigation for subsequent criminal prosecution throughout the City of Peoria. The system has been operational since August 2012

## **EMERGENCY MEDICAL SERVICES**

In FFY 2012, GOHS provided \$58,831 to fire departments and/or districts throughout the state to fund the purchase of accident extrication equipment to enhance on-scene collision management and subsequent safe removal and medical treatment of vehicle occupants.

\$20,617 was awarded to the Fountain Hills Fire Department to purchase extrication equipment. With this equipment



**Fountain Hills FD Extrication Equipment**

the Fountain Hills Fire Department will be able to improve patient survivability by decreasing extrication times. By doing this not only were response times for collisions decreased but transfer times to the hospital were reduced as well.

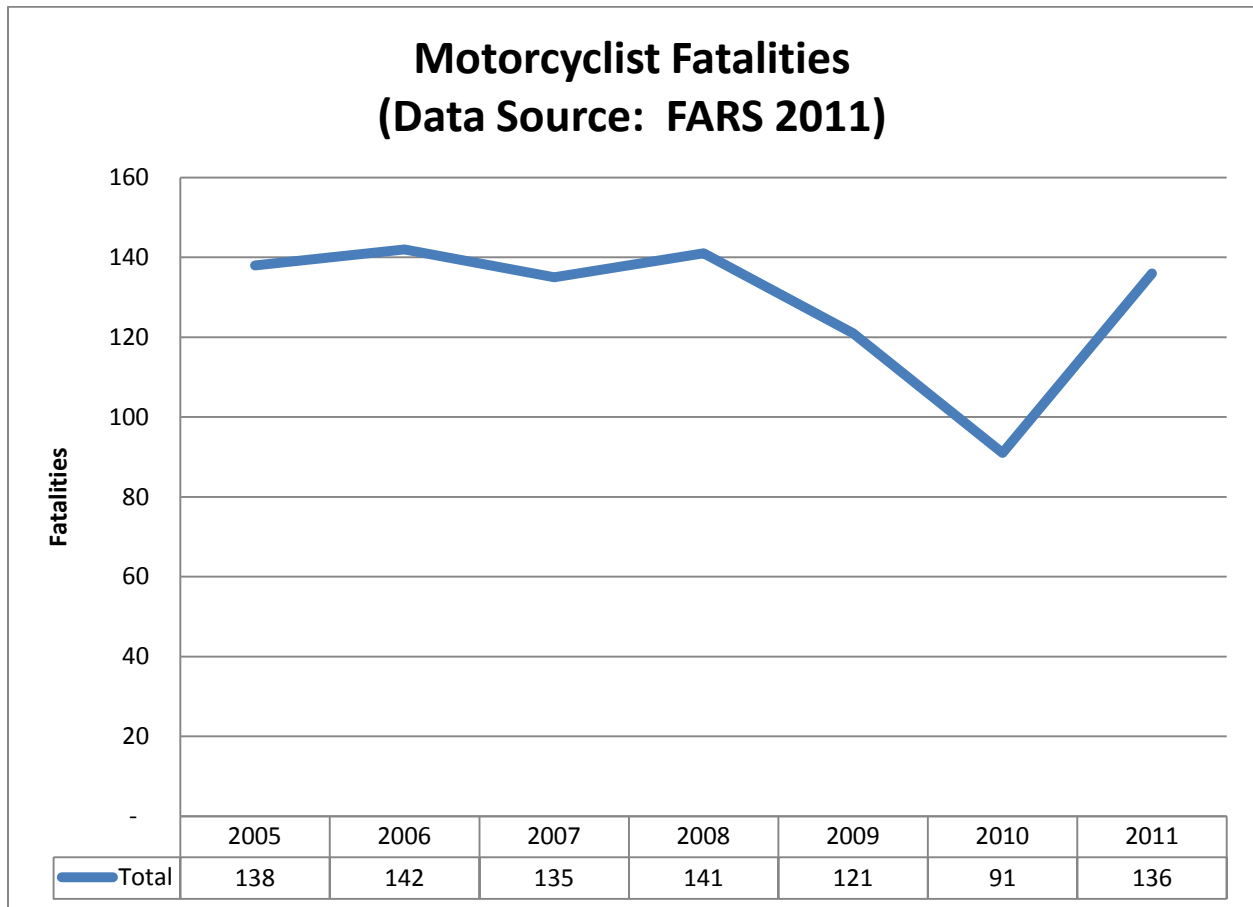
The Cottonwood Fire District was awarded \$11,981 for the purchase of Capital Outlay Equipment (Extrication Equipment -stabilization jacks and lifting air bags) to enhance vehicle extrication throughout the City of Cottonwood and the surrounding areas.

The Fry Fire District was awarded \$5,000 for the purchase of One (1) Hydraulic Cutter to enhance extrication capabilities throughout the Fry Fire District service area. With this funding the Fry Fire District has been able to purchase new technologically advanced

extrication equipment to improve the quality, speed and efficiency of the emergency services provided by safely and expediently extricating trapped patients in collision incidents and decreasing extrication times.

## MOTORCYCLE SAFETY

Motorcyclist fatalities increased 49.45 percent in 2011 to 136 fatalities. In FFY 2012, GOHS expended \$129,565 in Section 2010 funds on radio advertisements promoting motorcycle safety. These advertisements ran in the Phoenix, Tucson, Flagstaff and Yuma markets.



## PEDESTRIAN AND BICYCLE SAFETY

Pedestrian fatalities increased 1.38 percent in 2012 to 147 fatalities from 145 fatalities in 2010.



Even with spending \$134,963 on Pedestrian, Bicycle and School Zone enforcement campaigns, pedestrian fatalities increased slightly in FFY 2012.

GOHS provided funding to the Tucson Police Department for Pedestrian and Bicycle Crossing enforcement and School Zone enforcement, placing an emphasis on light assisted midblock crosswalks (“HAWK” lights) school zones, traffic light controlled intersections, marked crosswalks and roadways with dedicated bike lanes. With this funding the Tucson Police Department was able to educate the public and law enforcement of the public safety issues, raise motorist awareness of the vulnerable highway users and increase compliance with traffic laws.

GOHS provided the City of Phoenix Street Transportation Department with funding for the development, design and distribution of print and electronic campaigns on pedestrian safety throughout the City of Phoenix.

## TRAFFIC RECORDS

GOHS continued to work with the Arizona Department of Transportation (“ADOT”) and the Traffic Records Coordinating Committee (“TRCC”) to coordinate the collection and storage of traffic safety data. In FFY 2012, ADOT spent \$861,195 on traffic records projects, which included the implementation of the ADOT Statewide Traffic Data Management System which is being used by ADOT and has been provided to the other COG’s and MPO’s to allow them to tie into the States system. The Ignition Interlock Database System was also developed during this time for

implementation by MVD. Additionally, ADOT renewed the license for AZTraCS which allows local law enforcement agencies to electronically collect and submit crash data to the state traffic records system and electronically collect and submit citation data to the Administrative Office of the Courts.

In addition to providing funding to ADOT, GOHS provided funding to the Casa Grande Police Department to purchase Mobile Data Computers for their E-Citation system and for the Cottonwood Police Department to purchase handheld E-Citation devices.

\$19,000.00 was awarded to the Phoenix Police Department to implement E-Citation software.

## LOOKING AHEAD

By all accounts, FFY 2012 was a success for GOHS; however, we had increases in total DUI arrests, citations for seatbelts, under 21 DUI, and DUI Drugs. As the leading agency in the state of Arizona dedicated to promoting traffic safety, GOHS looks forward to meeting the challenges ahead in 2013.

Next year GOHS will:

- ✓ Continue to promote GOHS as the leading agency in promoting highway and traffic safety throughout the State.
- ✓ Promote traffic safety through extensive enforcement, education and public awareness activities.
- ✓ Maintain and enhance existing DUI operations, including task forces, saturation patrols and sobriety checkpoint deployments.
- ✓ Continue to fund programs and identify strategies to reduce speed-related fatalities and injury collisions.
- ✓ Continue to promote Arizona as the preeminent state for DRE and Phlebotomy through the enhancement of these programs.
- ✓ Complete statewide training for grantees on the FY 2013 proposal guide.
- ✓ Host a conference for law enforcement, prosecutors and judges.
- ✓ Continue to actively participate in National enforcement campaigns, such as the Labor Day DUI enforcement campaign.
- ✓ Enhance and expand the Children are Priceless Passengers program.
- ✓ Maintain or increase 81-83 percent seatbelt usage rate.

GOHS is confident that it will continue to meet and surpass the goals and objectives delineated in the FY 2013 Highway Safety Plan and those enumerated above to reduce traffic fatalities and injuries in Arizona in the next year and beyond.

GOHS is well prepared to meet these, and other challenges that lie ahead, to keep the public safe on Arizona's streets and highways.