



STATE OF ARIZONA

HIGHWAY SAFETY PLAN

FEDERAL FISCAL YEAR 2013

PREPARED FOR

**U.S. DEPARTMENT OF TRANSPORTATION
NATIONAL HIGHWAY TRAFFIC SAFETY ADMINISTRATION**

**PREPARED BY
ARIZONA GOVERNOR'S OFFICE OF HIGHWAY SAFETY**

JANICE K. BREWER

GOVERNOR
STATE OF ARIZONA

ALBERTO C. GUTIER

DIRECTOR and
GOVERNOR'S HIGHWAY SAFETY REPRESENTATIVE

TABLE OF CONTENTS

Introduction	4
Mission Statement	4
GOHS Organization Chart.....	5
Problem Identification Overview	6
Highway Safety Plan Process – Grant Proposal Process.....	6
Program and Project Development	6
Components of the Highway Safety Plan.....	8
Funding.....	9
Goals and Performance Measures	11
FFY 2013 Performance Measures	16
Traffic Safety Performance (Core Outcome) Measures For Arizona	19
Planning and Administration	43
Program Overview	43
Performance Plan.....	43
Tasks.....	43
Accident Investigation	44
Program Overview	44
Performance Plan.....	44
Equipment.....	44
Training	44
Alcohol and Other Drugs.....	46
Program Overview	46
Performance Plan.....	47
Enforcement	47
Education.....	48
Public Awareness.....	48
Tasks.....	49
Emergency Medical Services	57
Program Overview	57
Performance Plan.....	57
Equipment.....	57
Training	57
Tasks.....	57
Motorcycle Safety	59

Program Overview	59
Performance Plan.....	59
Tasks.....	59
Occupant Protection.....	60
Program Overview	60
Performance Plan.....	60
Enforcement	60
Education.....	60
Tasks.....	61
Pedestrian and Bicycle Safety	65
Program Overview	65
Performance Plan.....	65
Enforcement	65
Public Awareness.....	65
Tasks.....	65
Police Traffic Services.....	68
Program Overview	68
Performance Plan.....	68
Enforcement	68
Tasks.....	69
Roadway Safety.....	72
Program Overview	72
Performance Plan.....	72
Tasks.....	72
Traffic Records	74
Program Overview	74
Performance Plan.....	74
Program Cost Summary.....	76
Equipment	87

INTRODUCTION

The Arizona Governor's Office of Highway Safety ("GOHS") produces this annual Highway Safety Plan ("HSP") to serve as the guide for the implementation of highway safety projects throughout Arizona and as the application for funding through the National Highway Traffic Safety Administration ("NHTSA"). Projects are funded to meet specific highway safety goals and performance measures as enumerated in this document, and are based on state and national traffic safety data, including data on crashes, fatalities, injuries and citations to ensure that projects are focused on areas of greatest need in the state.

Arizona's HSP is developed through annual problem identification and analysis of traffic records, citations, convictions, judicial outcome, incarcerations, assessments, screening, treatment, prevention, and surveys.

The three leading causes of death from vehicular collisions in Arizona are alcohol impairment, speed too fast for conditions and unrestrained occupants in vehicles. Consequently, the majority of funding in the FY 2013 HSP is devoted to these three program areas – Alcohol, Police Traffic Services and Occupant Protection.

Through the Director of the Governor's Office of Highway Safety, a channel of communication and understanding has been developed between the Governor's Office, the Legislature, state agencies, political subdivisions, and community groups concerning all aspects of the statewide highway safety program.

Arizona Revised Statutes § 28-602 authorizes GOHS as the appropriate agency to administer highway safety programs in the State. Executive Order 2004-24 designates the GOHS as the State Highway Safety Agency ("SHSA") and, as such, the appropriate agency to administer the HSP on behalf of the Governor.

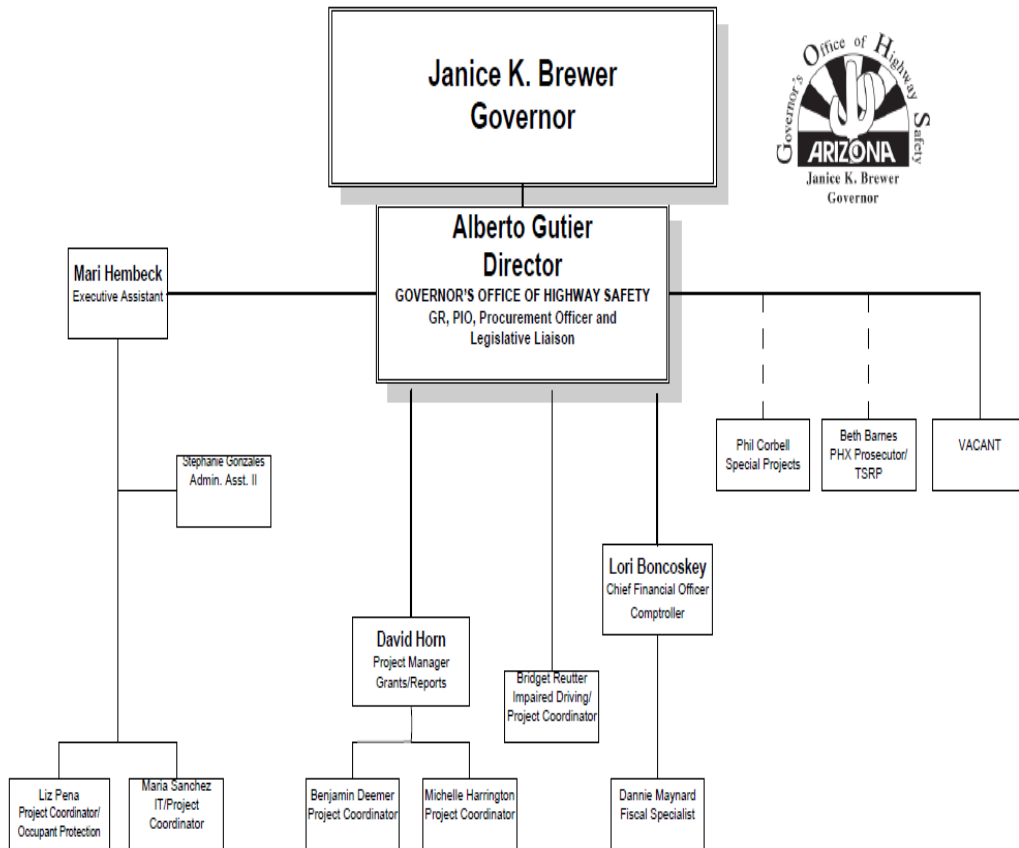
Problem identification involves the study of relationships between crashes and the characteristics of population, licensed drivers, registered vehicles, and vehicle miles traveled. Drivers can be classified into subgroups according to age, sex, etc. Vehicles can be divided into subgroups according to year, make, body style, etc. Roads can be divided into subgroups according to number of lanes, type of surface, political subdivision, etc. Crashes can be further analyzed in terms of the time, day of the week, month; age and sex of drivers; primary crash factors; and use of safety equipment.

Other factors also influence motor vehicle crashes and should be considered in conducting comparative analyses between jurisdictions. For example, variations in composition of population, modes of transportation, the highway system, economic conditions, climate, and the effective strength of law enforcement agencies can be influential. The selection of crash comparisons requires the exercise of judgment.

MISSION STATEMENT

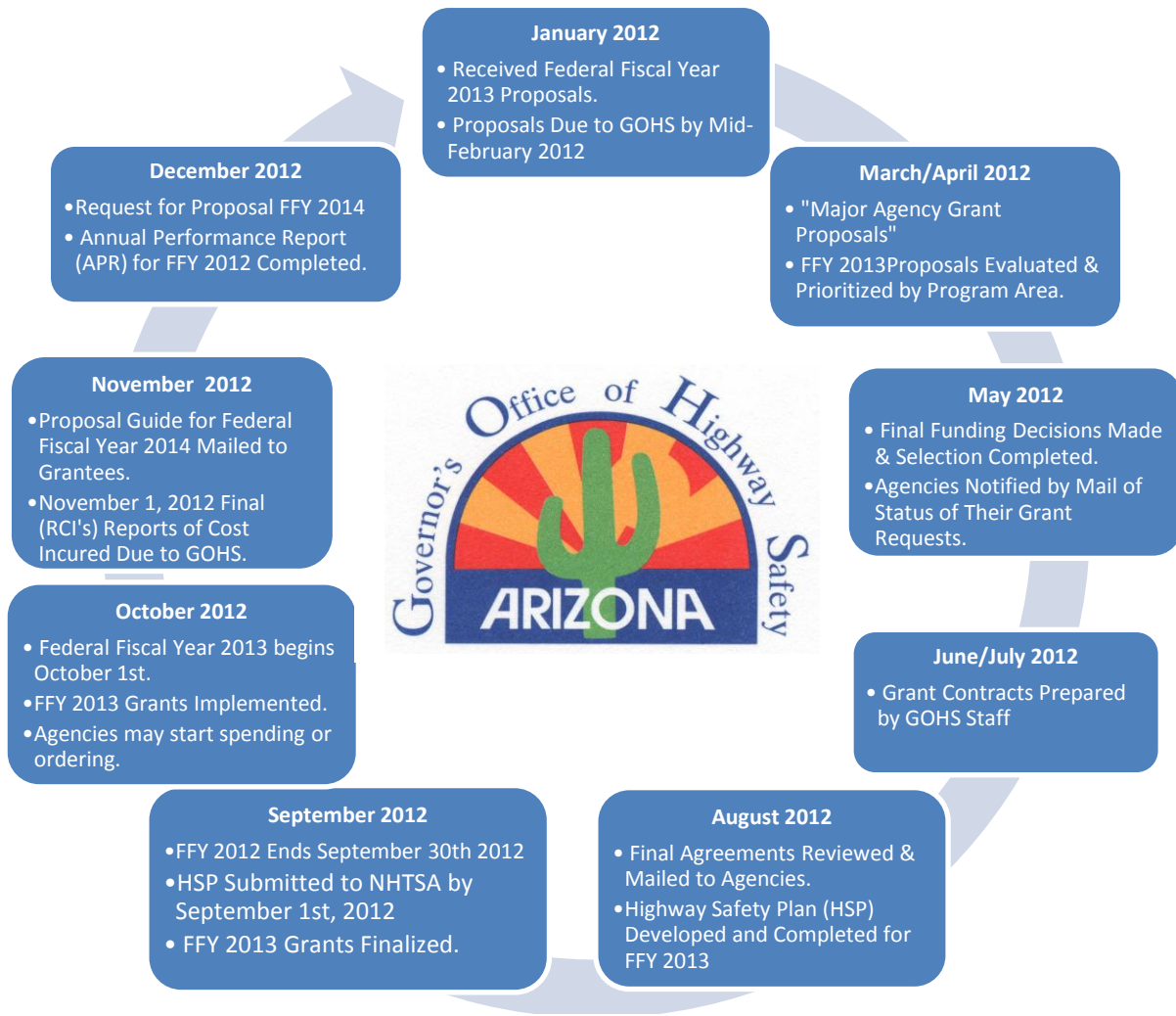
GOHS is the focal point for highway safety issues in Arizona. GOHS provides leadership by developing, promoting, and coordinating programs; influencing public and private policy; and increasing public awareness of highway safety.

GOHS ORGANIZATION CHART



PROBLEM IDENTIFICATION OVERVIEW

HIGHWAY SAFETY PLAN PROCESS – GRANT PROPOSAL PROCESS



PROGRAM AND PROJECT DEVELOPMENT

In FY 2012, GOHS advanced the grant cycle five months and as a result of this accomplishment, in FFY 2013, GOHS will be able to fund grants at the beginning of the FFY on October 1, 2012. Programs starting on October 1 will be funded utilizing available carry forward funding until such a time that GOHS receives current year Section 402 funding from Congress.

In November of each year, a letter outlining the Proposal Process and priority program areas is sent out to political subdivisions, state and non-profit agencies regarding the GOHS Proposal Process. All statewide law enforcement and

non-profit agencies are encouraged to take an active part in Arizona's Highway Safety Program. In addition to the written notification, the letter and Proposal Guide are posted on the GOHS website.

Proposals are due to the GOHS through the GOHS e-grants system in mid-February. Each proposal is assigned a number and pertinent information is added to an Excel spreadsheet.

Meetings with the GOHS Director, Executive Assistant, Comptroller, Grant Coordinator, and Project Coordinators to review each proposal begin in March and last through April. During these meetings each proposal is discussed and level of funding is determined. These discussions include the following evaluation criteria:

- Is the proposal allowable and fundable?
- Does the proposal address one or more of the priority areas identified in the Proposal Letter?
- Did the submitting agency follow the guidelines set forth in the Proposal Guide? Did they provide statistical data, cover letter signed by agency head, etc.?
- Has the agency been included in the HSP before? If yes, how did they perform? Were narrative and financial reports completed in accordance with contractual requirements?

When evaluating grant applications, GOHS bases decisions on an agency's past performance. If an agency exhibits poor performance – operationally or financially – it will be less likely to receive funding. Conversely, GOHS rewards top performing agencies with funding.

GOHS requires grantees requesting \$100,000 or greater or non-profits applicants to make formal presentations before GOHS staff. These presentations present an overview of the request with background on the agency. This process allows the GOHS Director and staff to ask questions of the grantee and helps GOHS better assess the grant application.

GOHS Grants Philosophy: Grants for Performance

It is the policy of GOHS to fund all proposals that meet the listed criteria. This ensures that the entire state is represented in the HSP.



Figure 1 Grant presentation by Mesa Police Department to GOHS Staff.

Once the grants and funding levels are determined by program area, Project Coordinators begin work on writing contracts so they can be mailed to grantees by early September. During this time period, the Director, Project Manager and Comptroller begin development of the HSP.

Agencies review their grant contracts in September and gain approval (if necessary) from their appropriate governing board and council. Once completed, the GOHS Director signs the contract and the agency can begin incurring costs pursuant to the grant contract – with the goal of contracts beginning on October 1.

GOHS relies on the Arizona Department of Transportation, Motor Vehicle Division, Traffic Records Section and the NCSA Fatality Analysis Reporting System ("FARS") for the data contained in the HSP.

COMPONENTS OF THE HIGHWAY SAFETY PLAN

- **Accident Investigation (AI)** - To provide training and resources for vehicular crimes units to more effectively aide in the investigation and prosecution of fatal traffic collisions.
- **Alcohol and Other Drugs (AL)** - To reduce the number and severity of crashes in which alcohol and / or drugs are contributing factors.
- **Occupant Protection (OP)** - To increase the statewide seat belt / child safety seat (CSS) usage rate of motor vehicle occupants and to increase public information and education of the benefits of seat belt / CSS usage for adults and children.
- **Police Traffic Services (PT)** - To achieve and maintain compliance with traffic laws such as aggressive driving, speeding and red light running. Enforcement must be consistent, impartial and uniformly applied to all street and highway users.
- **Traffic Records (TR)** -To develop a comprehensive data processing system that brings together the engineering, enforcement, educational, medical, behavioral health, prosecution, judicial, correctional, and emergency response disciplines.
- **Emergency Medical Services (EM)** - To support rural first responders with emergency medical services (EMS) equipment.
- **Motorcycle, Bicycle, and Pedestrian Safety (MC/PS)** - To increase the public's awareness and understanding of and participation in motorcycle, bicycle and pedestrian safety.
- **Roadway Safety (RS)** -To improve traffic conditions in identified corridors and local jurisdictions by funding minor traffic engineering improvements, correcting signing deficiencies and promoting safety programs.

ARIZONA'S FFY 2013 HSP IS:

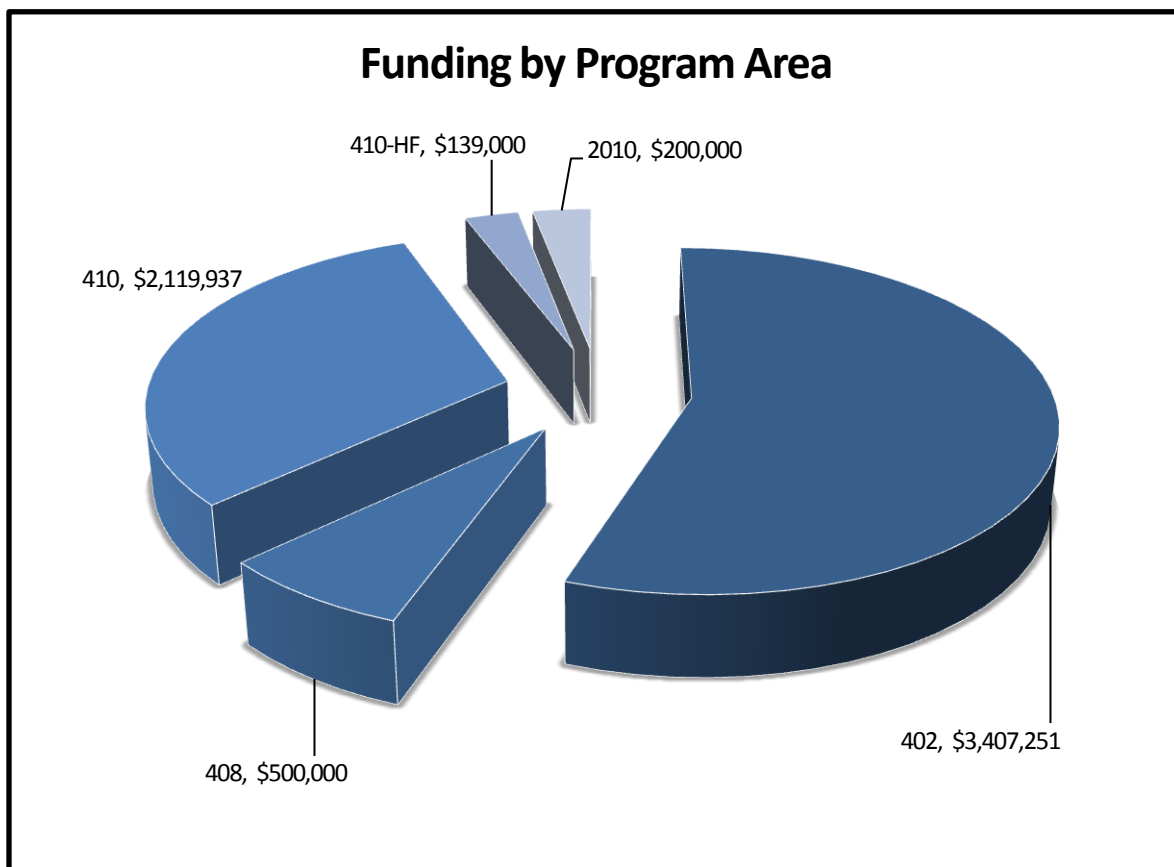
- A working document that is revised throughout the year to accommodate changes to existing programs or to introduce new or additional programs.
- A statewide overview and detailed summaries of traffic safety data as well as project/program descriptions, objectives, costs, and time frames.
- Operational during FFY 2013 which commences October 1, 2012 and ends September 30, 2013.
- A budget for the allocation of available funding.
- The opportunity by which the State of Arizona is able to secure federal highway safety funds under the MAPS 21, moving ahead for progress in the 21st century.

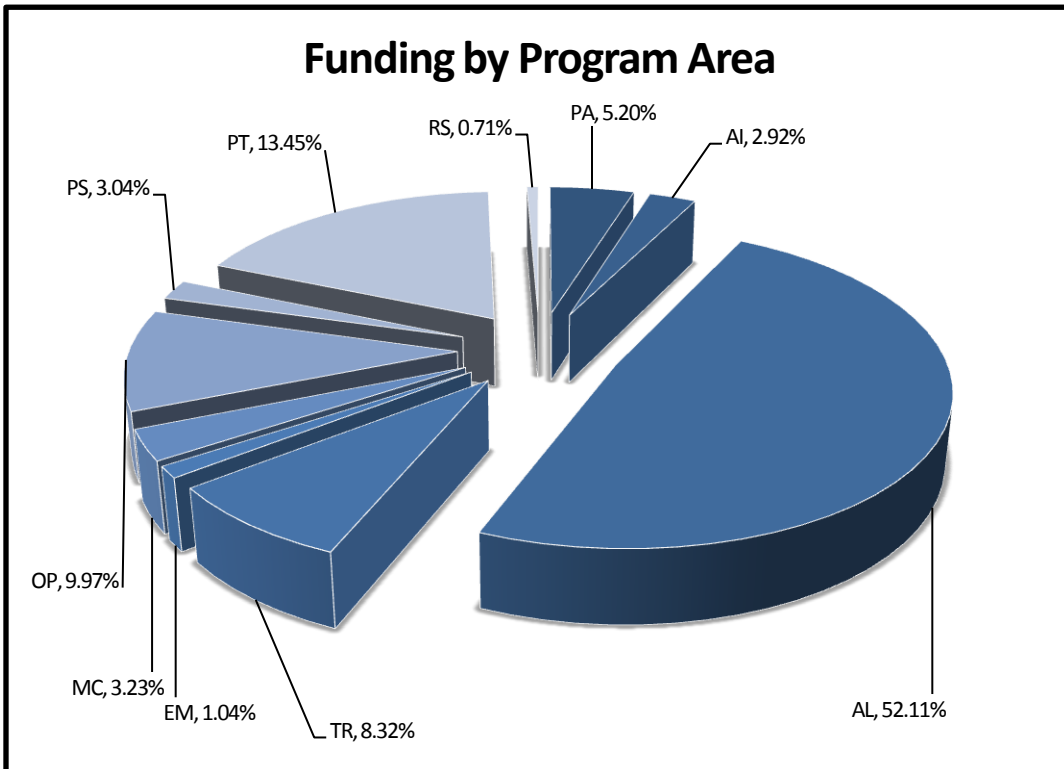
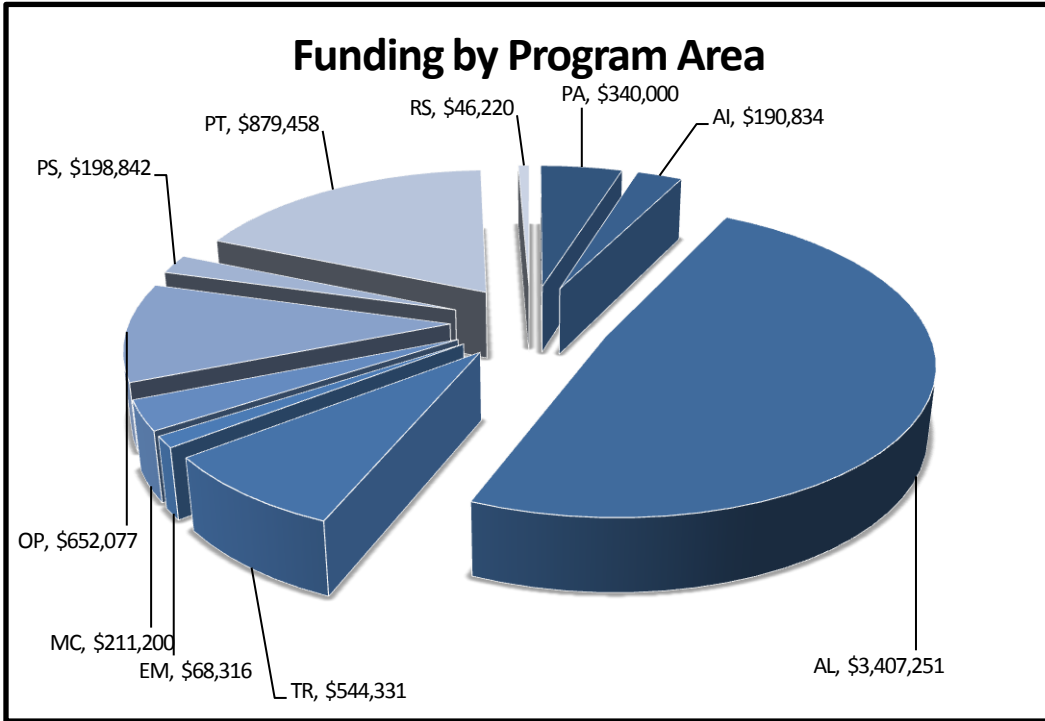
FUNDING

Funding for FY 2013 is estimated based on allocated amounts from prior years plus carry forward funding. For FY 2013, GOHS is utilizing carry forward Section 410 High Fatality funding for some projects. As was done in FY 2012, additional carry forward funding will be utilized to fund projects as they come up through the course of the year through revisions to the Highway Safety Plan. Carry forward funding will fund Section 402 grants until receipt of full Section 402 funding from Congress. The amounts listed below are estimated as of the date this Highway Safety Plan was finalized.

Program Area	Awarded Amount	Estimated Carry Forward ¹	Amount Funded in HSP
402	\$ 4,161,471	\$ 424,249	\$ 3,407,251
408	\$ 500,000	\$ 32,000	\$ 500,000
410	\$ 2,277,707	\$ 845,342 ²	\$ 2,119,937
410-HF	\$ 0.00	\$ 323,677	\$ 139,000
2010	\$ 114,198	\$ 145,523	\$ 200,000
Total HSP Funding			\$ 6,358,188

¹ Estimated Carry Forward Amount was based on GOHS estimates of programmatic expenditures, actual carry forward funding will differ.
² Amount includes 410, 410 High Visibility and 410 High Fatality Carry Forward Funds.





GOALS AND PERFORMANCE MEASURES

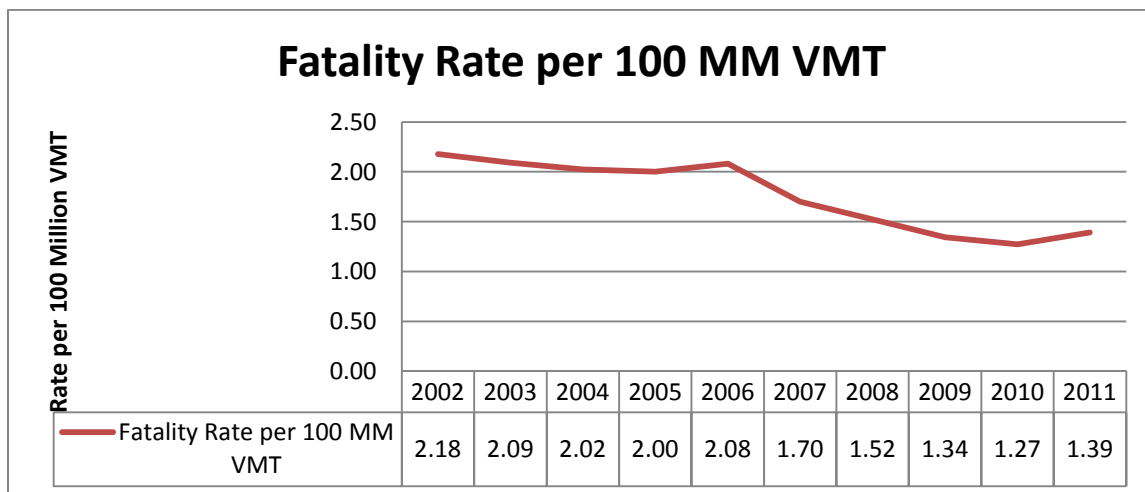
The primary highway safety goal for Arizona is to reduce fatalities across all program areas.

The data utilized for the FFY 2013 HSP comes from the Fatality Analysis Reporting System (“FARS”) and the Arizona Department of Transportation Traffic Records Section (“ADOT”) The 2011 data received from ADOT indicates that there were 826 fatalities in Arizona. This represents an **8.40% increase** in overall fatalities from 2010 (762 to 826)

Arizona Motor Vehicle Traffic Fatalities by Month

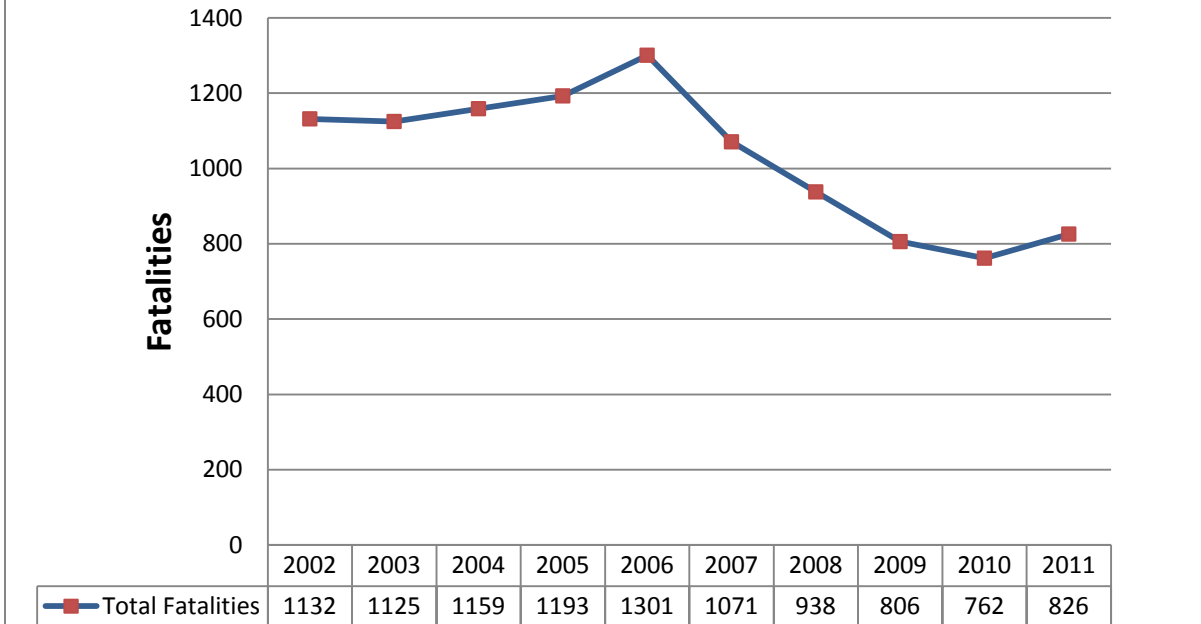
(Source: ADOT)

MONTH	2003	2004	2005	2006	2007	2008	2009	2010	2011	PRELIMINARY		
										2012 TOTAL	2012 URBAN	2012 RURAL
JANUARY	85	82	101	92	63	68	64	55	53	64	41	23
FEBRUARY	76	86	90	78	82	84	63	57	58	59	30	30
MARCH	85	91	112	112	91	90	61	70	71	87	46	42
APRIL	91	114	108	138	113	85	88	62	62	68	31	37
MAY	111	99	81	120	89	87	70	77	62	75	24	19
JUNE	84	87	101	106	95	67	89	51	69	37	7	13
JULY	93	88	129	130	97	85	60	65	70	22	5	0
AUGUST	99	115	114	119	87	88	61	70	85	2	0	0
SEPTEMBER	97	105	70	118	97	91	64	61	77	0	0	0
OCTOBER	102	92	101	115	88	73	57	64	78	0	0	0
NOVEMBER	107	102	98	92	92	66	66	68	72	0	0	0
DECEMBER	95	98	88	81	77	54	63	62	68	0	0	0
TOTAL	1,125	1,159	1,193	1,301	1,071	938	806	762	826	414	210	204
FATALITY RATE*	2.11	2.02	2.03	2.08	1.70	1.52	1.34	1.27	1.39	N/A		



Total Fatalities

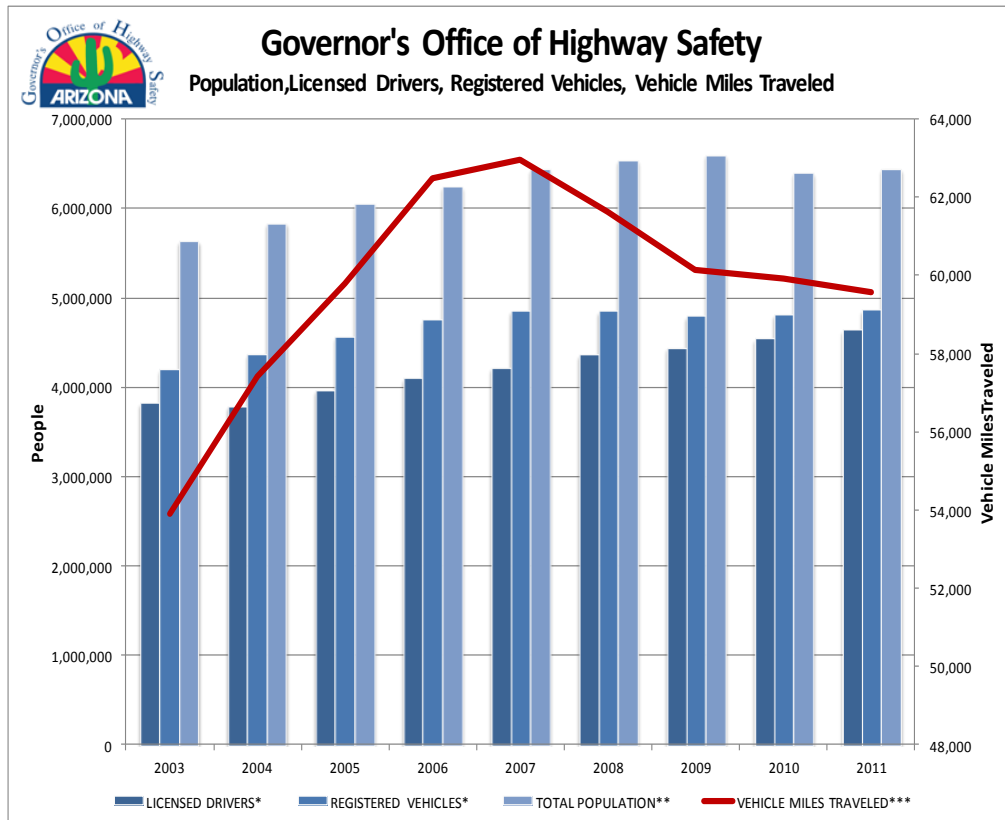
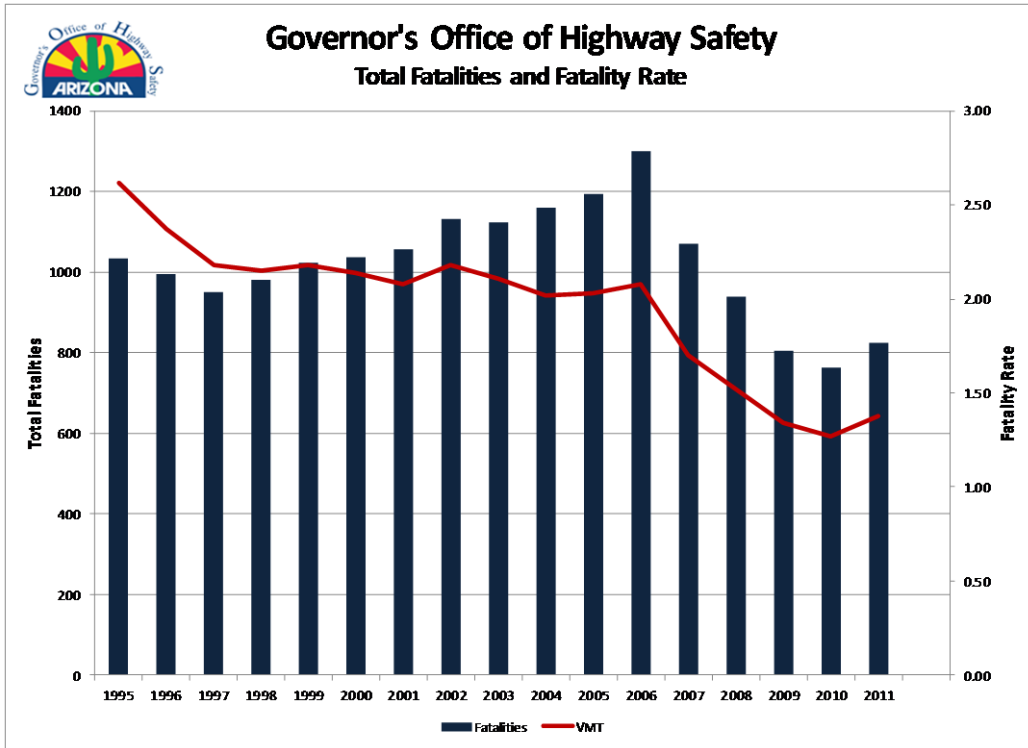
Data: ADOT

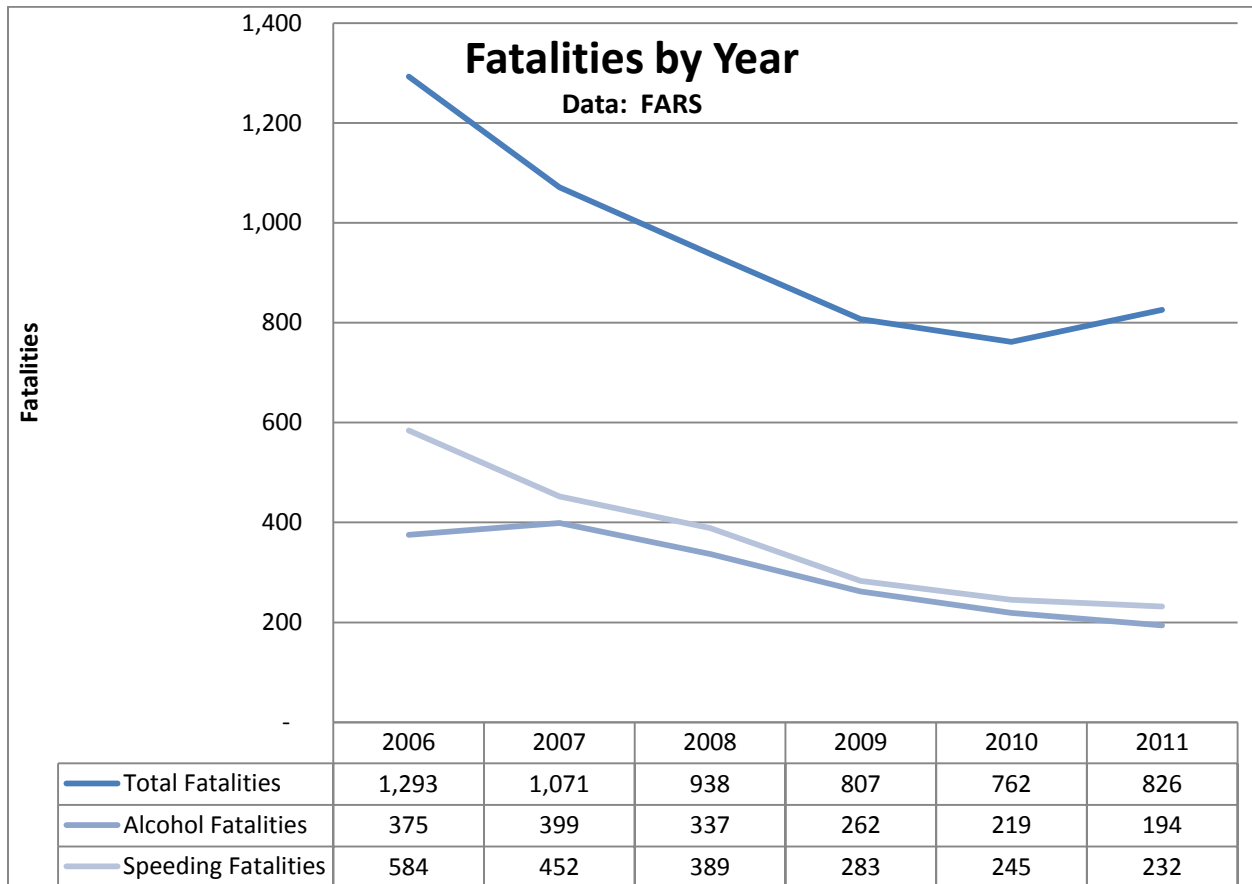


Annual Trends in Total Fatalities

Data: ADOT



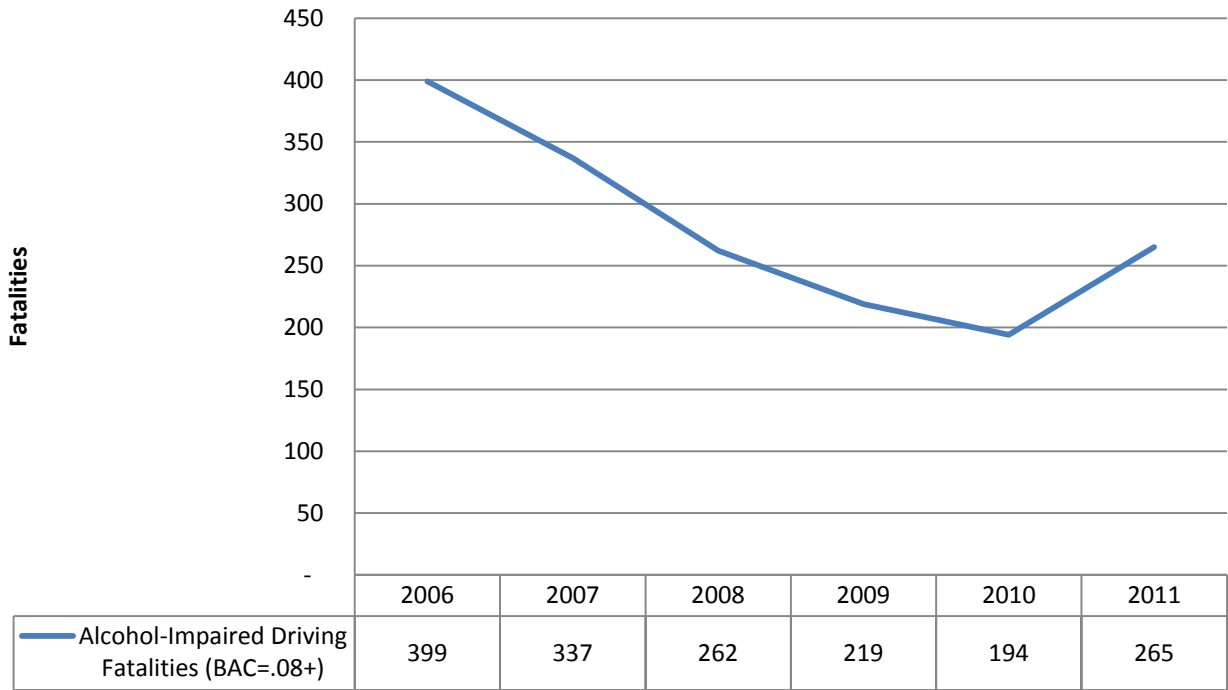




Year	Total Fatalities	Alcohol Fatalities	Alcohol Fatalities Percent	Year to Year Percentage Change Alcohol Fatalities	Year to Year Percentage Change Total Fatalities
2005	1179	375	32%	12.28%	2.43%
2006	1293	399	31%	6.40%	9.67%
2007	1071	337	31%	-15.54%	-17.17%
2008	938	262	28%	-22.26%	-12.42%
2009	807	219	27%	-16.41%	-13.97%
2010	762	194	25%	-11.42%	-5.58%
2011*	826	265	32%	36.60%	8.40%

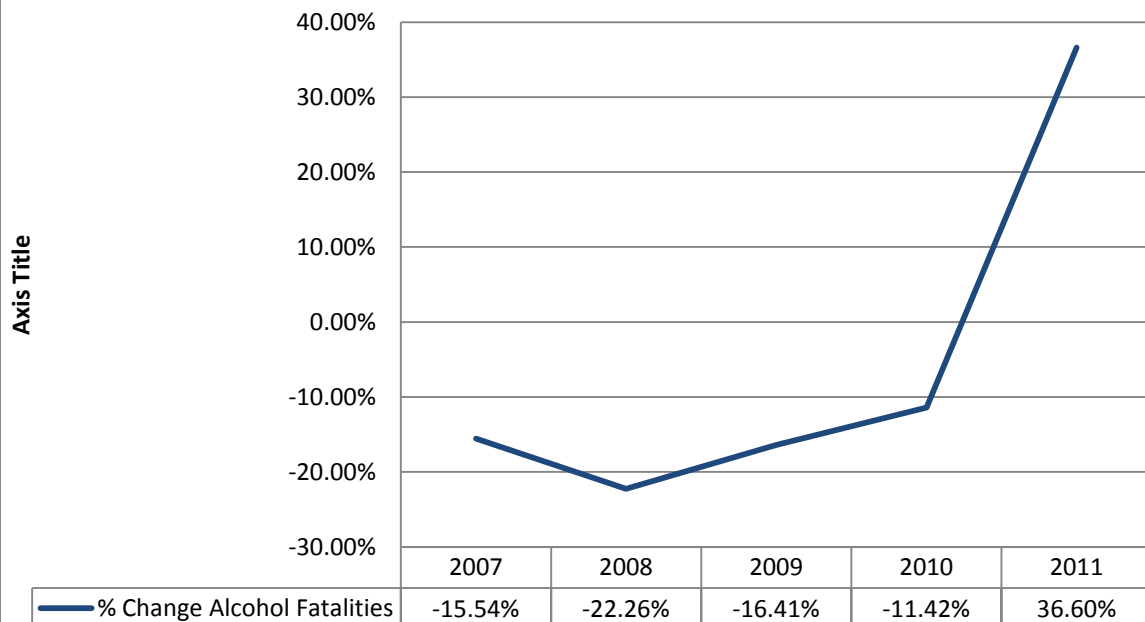
* 2010 Data is from ADOT, 2010 Arizona Crash Facts Summary. All other data is from FARS.

Alcohol-Impaired Driving Fatalities (BAC=.08+)



Annual Trends in Alcohol Fatalities

Data: FARS



FFY 2013 PERFORMANCE MEASURES

Pursuant to 23 CFR 1200.10(a)(1), GOHS is including 10 Core Outcome Performance Measures and 1 Core Behavior Measure in the FFY 2013 HSP. The data for the Performance Measures comes from FARS, unless otherwise noted.

CORE OUTCOME MEASURES (10)

Traffic Fatalities (FARS)

C-1) To decrease traffic fatalities seven percent from the 2009-2011 calendar base year average of 798 to 742 by December 31, 2013.

Serious Traffic Injuries (State Crash Data Files)

C-2) To decrease serious traffic injuries 10 percent from the 2009-2011 calendar base year average of 50,246 injuries to 45,221 injuries by December 31, 2013.

Fatalities/VMT (FARS/FHWA)

C-3a) To decrease total fatalities/VMT five percent from the 2009-2011 calendar base year average of 1.33 to 1.26 by December 31, 2013.

C-3b) To decrease rural fatalities/VMT five percent from the 2009-2011 calendar base year average of 2.30 to 2.18 by December 31, 2013.

C-3c) To decrease urban fatalities/VMT five percent from the 2009-2011 calendar base year average of 0.92 to 0.87 by December 31, 2013.

Unrestrained Passenger Vehicle Occupant Fatalities (FARS)

C-4) To decrease unrestrained passenger vehicle occupant fatalities in all seating positions eight percent from the 2009-2011 calendar base year average of 252 to 232 by December 31, 2013.

Alcohol-Impaired Driving Fatalities (FARS)

C-5) To decrease alcohol impaired driving fatalities in crash involving a driver or motorcycle operator with a BAC of .08 and above.

Speeding Related Fatalities (FARS)

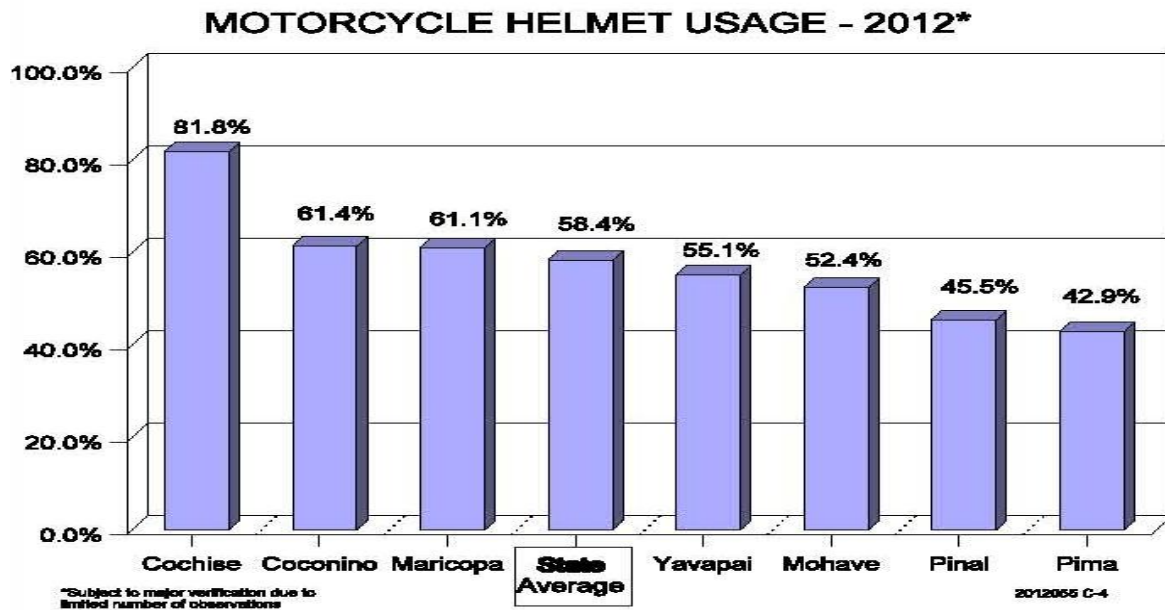
C-6) To decrease speeding-related fatalities 10 percent from the 2009-2011 calendar base year average of 253 to 228 by December 31, 2013.

Motorcyclist Fatalities (FARS)

C-7) To decrease motorcycle fatalities two percent from the 2009-2011 calendar base year average of 116 to 114 by December 31, 2012.

Unhelmeted Motorcyclist Fatalities (FARS)

C-8) To decrease unhelmeted motorcyclist fatalities four percent from the 2009-2011 calendar base year average of 62 to 60 by December 31, 2013.



Drivers Age 20 or Younger Involved in Fatal Crashes (FARS)

C-9) To decrease drivers age 20 or younger involved in fatal crashes 10 percent from the 2009-2011 calendar base year average of 104 to 94 by December 31, 2013.

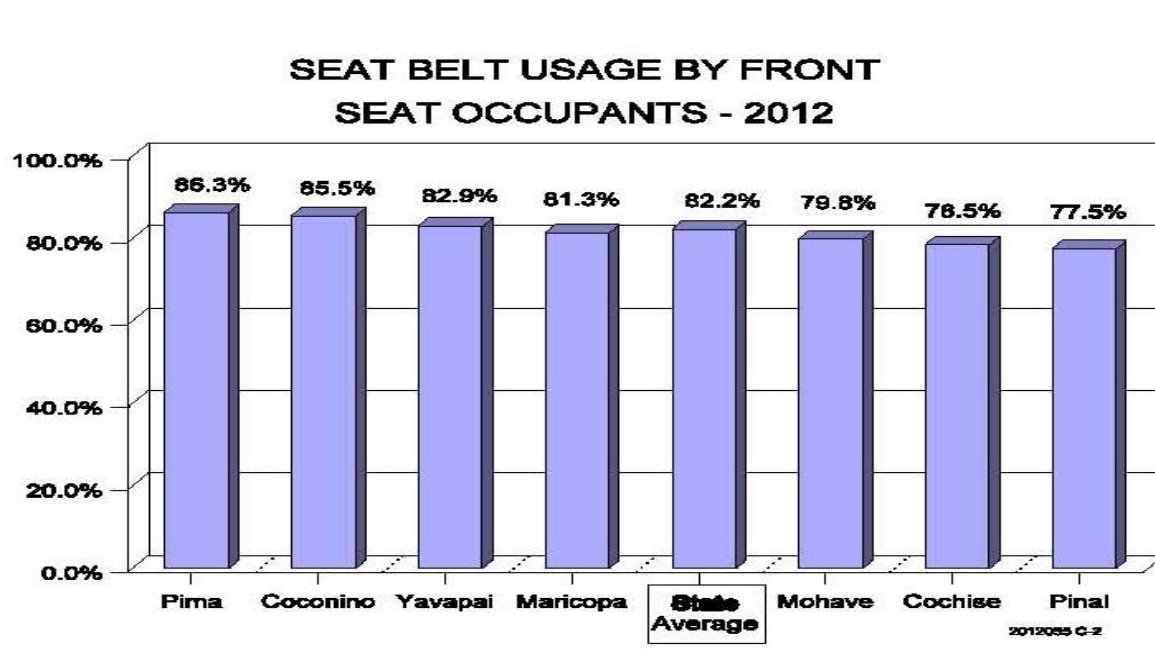
Pedestrian Fatalities (FARS)

C-10) To reduce pedestrian fatalities eight percent from the 2009-2011 calendar base year average of 139 to 128 by December 31, 2013.

CORE BEHAVIOR MEASURE (1)

Seat Belt Use Rate (Observed Seat Belt Use Survey)

B-1) To increase statewide observed seat belt use of front seat outboard occupants in passenger vehicles one percentage point from the 2010-2012 calendar base year usage rate of 82.2 percent to 83.02 percent by December 31, 2013.

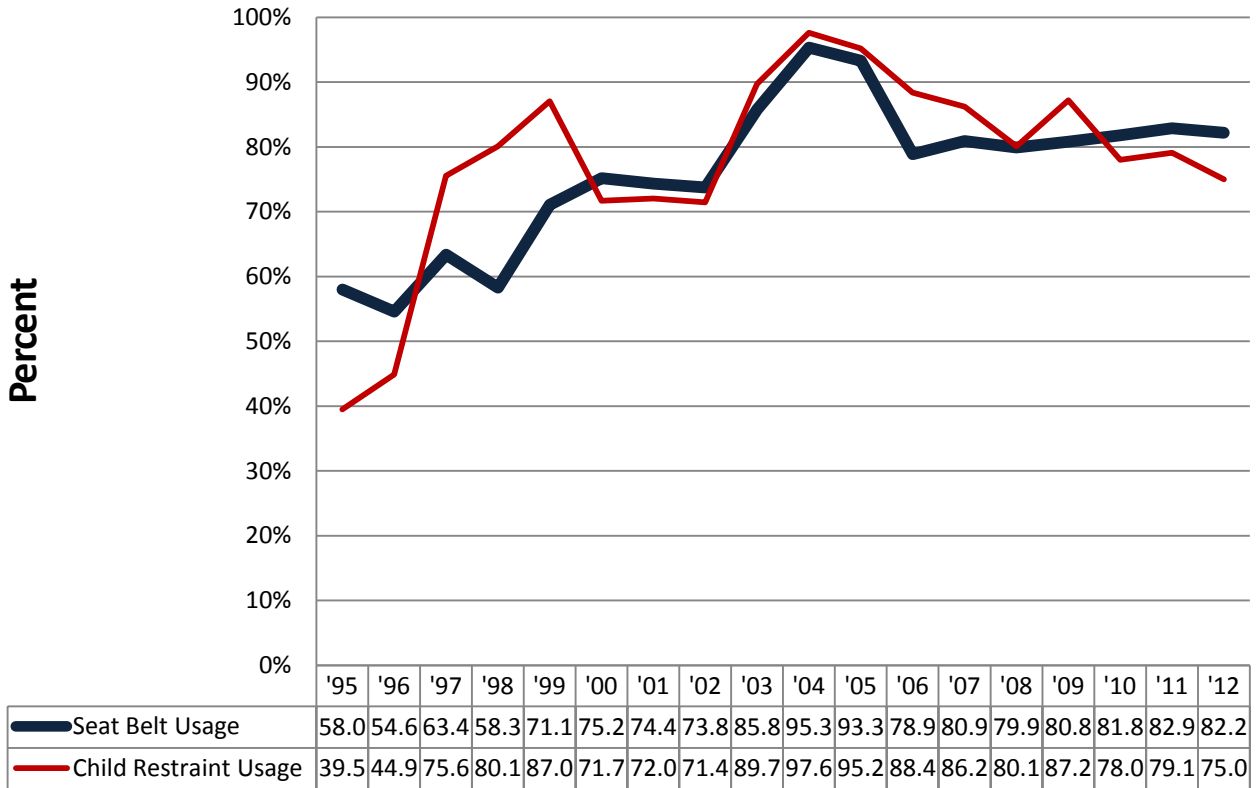


TRAFFIC SAFETY PERFORMANCE (CORE OUTCOME) MEASURES FOR ARIZONA

Core Outcome Measures		Year					
		2006	2007	2008	2009	2010	2011
Traffic Fatalities	Total	1,293	1,071	938	807	762	826
	Rural	650	516	474	418	354	437
	Urban	641	555	464	387	408	389
	Unknown	2	0	0	2	0	0
Fatalities Per 100 Million Vehicle Miles Driven	Total	2.07	1.70	1.52	1.31	1.27	1.39
	Rural	3.27	2.63	2.60	2.29	2.05	2.54
	Urban	1.51	1.28	1.07	0.89	0.95	.92
Passenger Vehicle Occupant Fatalities							
(All Seat Positions)	Total	868	699	595	460	418	638
	Restrained	277	238	201	160	151	224
	Unrestrained	469	379	330	240	223	292
	Unknown	122	82	64	60	44	122
Alcohol-Impaired Driving Fatalities (BAC = .08+)**		399	337	266	219	194	265
Speeding-Related Fatalities		584	452	389	283	245	232
Motorcyclist Fatalities	Total	142	135	141	121	92	135
	Helmeted	45	54	67	50	35	56
	Unhelmeted	91	71	68	64	48	72
	Unknown	6	10	6	7	9	7
Drivers Involved in Fatal Crashes	Total	1,720	1,430	1,243	981	978	1,138
	Aged Under 15	3	3	2	1	1	2
	Aged 15-20	222	177	151	93	75	112
	Aged Under 21	225	180	153	94	76	92
	Aged 21 and Over	1,412	1,205	1,051	835	846	950
	Unknown Age	83	45	39	52	56	74
Pedestrian Fatalities		167	154	121	120	146	154
	Year	2007	2008	2009	2010	2011	2012
Daytime Front Seat Passenger Vehicle Occupants (Observed)		80.90%	79.90%	80.80%	81.80%	82.90%	82.20%

Governor's Office of Highway Safety

Seatbelt and Child Restraint Usage



Fatality Rates: Arizona, U.S. and Best State						
Year		Fatalities	Total Vehicle Miles Traveled (Millions)	Fatalities Per 100 Million Vehicle Miles Traveled	Total Population	Fatalities Per 100,000 Population
2006	Arizona	1,293	62,468	2.07	6,178,251	20.93
	US	42,708	3,014,371	1.42	298,362,973	14.31
	Best State			0.78		6.32
2007	Arizona	1,071	62,963	1.70	6,353,421	16.86
	US	41,259	3,032,399	1.36	301,290,332	13.69
	Best State			0.79		6.55
2008	Arizona	937	61,628	1.52	6,500,180	14.41
	US	37,261	2,973,509	1.25	304,059,724	12.25
	Best State			0.67		5.59
2009	Arizona	807	61,628	1.31	6,595,778	12.24
	US	33,808	2,953,501	1.14	307,006,550	11.01
	Best State			0.61		4.84
2010	Arizona	762	60,063	1.27	6,413,737	11.88
	US	32,885	2,966,506	1.11	309,349,689	10.63
	Best State			0.58		3.97
2011	Arizona	826	59,575	1.39	6,438,178	12.83
	US	NA	NA	NA	313,888,707	NA
	Best State			NA		NA

Fatalities By The Highest Blood Alcohol Concentration (BAC) in the Crash							
Year		Total Fatalities in all Crashes	Highest BAC level in the Crash				
			BAC = .01+		BAC = .08+		Per 100 Million VMT
			Number	Percent	Number	Percent	
2006	Arizona	1,293	578	45	480	37	0.77
	US	42,708	17,738	42	15,144	35	0.50
	Best State			24		20	0.22
2007	Arizona	1,071	466	44	403	38	0.64
	US	41,259	17,158	42	14,603	35	0.48
	Best State			24		21	0.23
2008	Arizona	937	393	42	328	35	0.53
	US	37,261	15,438	41	13,294	36	0.45
	Best State			21		16	0.16
2009	Arizona	807	323	40	280	35	0.45
	US	33,808	14,188	42	12,233	36	0.41
	Best State			23		18	0.16
2010	Arizona	762	306	40	264	35	0.44
	US	32,885	13,364	41	11,560	35	0.39
	Best State			23		21	0.18
2011	Arizona	826	196	24	169	21	NA
	US	NA	NA	NA	NA	NA	NA
	Best State			NA		NA	NA

Alcohol-Impaired Driving Fatalities					
Year		Total Fatalities in all Crashes	Alcohol-Impaired Driving Fatalities (BAC = .08+)		
			Number	Percent	Per 100 Million VMT
2006	Arizona	1,293	399	31	0.64
	US	42,708	13,491	32	0.45
	Best State			18	0.20
2007	Arizona	1,071	337	31	0.54
	US	41,259	13,041	32	0.43
	Best State			19	0.21
2008	Arizona	937	266	28	0.43
	US	37,261	11,773	32	0.40
	Best State			16	0.16
2009	Arizona	807	219	27	0.36
	US	33,808	10,839	32	0.37
	Best State			16	0.15
2010	Arizona	762	194	25	0.32
	US	32,885	10,228	31	0.34
	Best State			19	0.14
2011	Arizona	826	265	32	.44
	US	NA	NA	NA	NA
	Best State			NA	NA

BAC Reporting Rates for Drivers/Operators Involved in Fatal Crashes

Year		Surviving Drivers/Motorcycle Riders			Killed Drivers/Motorcycle Riders			Total Drivers/Motorcycle Riders		
		Total	With Blood Alcohol Concentration (BAC) Results Reported to FARS		Total	With Blood Alcohol Concentration (BAC) Results Reported to FARS		Total	With Blood Alcohol Concentration (BAC) Results Reported to FARS	
			Number	Percent		Number	Percent		Number	Percent
2006	Arizona	1,018	252	25	702	491	70	1,720	743	43
	US	30,498	7,482	25	27,348	18,911	69	57,846	26,393	46
	Best State			81			99			85
2007	Arizona	851	246	29	579	457	79	1,430	703	49
	US	29,449	7,631	26	26,570	19,434	73	56,019	27,065	48
	Best State			82			100			84
2008	Arizona	717	190	26	519	332	64	1,236	522	42
	US	26,011	6,677	26	24,175	17,045	71	50,186	23,722	47
	Best State			80			95			84
2009	Arizona	554	155	28	427	246	58	981	401	41
	US	23,432	6,372	27	21,798	15,505	71	45,230	21,877	48
	Best State			86			97			90
2010	Arizona	596	172	29	382	259	68	978	431	44
	US	23,424	6,955	30	21,016	14,872	71	44,440	21,827	49
	Best State			88			93			87
2011	Arizona	648	205	32	446	350	79	1,094	555	51
	US	NA	NA	NA	NA	NA	NA	NA	NA	NA
	Best State			NA			NA			NA

Fatalities Daytime Front Seat Restraint Use			
Year		Fatalities - Restrained	Observed - Restrained
		Percent	Percent
2006	Arizona	45	79
	US	55	81
	Best State	77	96
2007	Arizona	50	81
	US	57	82
	Best State	82	98
2008	Arizona	51	80
	US	56	83
	Best State	78	97
2009		51	81
		58	84
		77	98
2010	Arizona	52	82
	US	59	95
	Best State	100	98
2011	Arizona	55	82
	US	NA	NA
	Best State	NA	NA

Passenger Vehicle Occupant Fatalities Age 5 and Above							
Year	Fatalities Age 5 and Above					Lives Saved Estimates	
	Total	Restrained	Unrestrained	Unknown Restraint Use	Percent Known Restrained	Lives Saved at Current Belt Use	Additional Lives Savable at 100% Belt Usage
2006	845	268	465	112	37	366	175
2007	681	226	375	80	38	298	135
2008	575	193	318	64	38	260	113
2009	448	152	238	58	39	217	91
2010	408	145	221	42	40	197	87
2011	638	224	292	122	35	NA	NA

Passenger Vehicle Occupant Fatalities Age 4 and Below						
Year	Fatalities Age 4 and Under					Lives Saved Estimates
	Total	Restrained	Unrestrained	Unknown Restraint Use	Percent Known Restrained	Lives Saved at Current Seat Belt and Child Safety Seat Usage
2007	15	11	3	1	79	20
2008	5	3	2	0	60	6
2009	10	8	1	1	89	11
2010	9	6	2	1	75	10
2011	13	3	3	7	24	NA

Motorcyclist Fatalities by Helmet Use							
Year	Fatalities					Lives Saved Estimates	
	Total	Helmeted	Unhelmeted	Unknown Helmet Use	Percent Known Helmeted	Lives Saved at Current Helmet Use	Additional Lives Savable at 100% Helmet Usage
2007	135	54	71	10	43	35	29
2008	141	67	68	6	50	42	26
2009	121	52	66	3	44	32	25
2010	92	35	48	9	42	23	20
2011	135	56	72	7	42	NA	NA

Fatalities by Person Type													
Person Type		2006		2007		2008		2009		2010		2011	
		#	%	#	%	#	%	#	%	#	%	#	%
Occupants	Passenger Car	425	33	357	33	299	32	209	26	184	24	198	24
	Light Truck - Pickup	212	16	167	16	130	14	88	11	111	15	94	11
	Light Truck - Utility	171	13	140	13	132	14	120	15	100	13	121	15
	Light Truck - Van	57	4	35	3	34	4	43	5	23	3	20	2
	Light Truck - Other	3	0	0	0	0	0	0	0	0	0	0	0
	Large Truck	21	2	20	2	19	2	9	1	5	1	16	2
	Bus	0	0	0	0	0	0	7	1	6	1	1	0
	Other/Unknown Occupants	62	5	34	3	37	4	60	7	67	9	64	8
	<i>Total Occupants</i>	951	74	753	70	651	69	536	66	496	65	514	62
Motorcyclists	<i>Total Motorcyclists</i>	142	11	135	13	141	15	121	15	92	12	135	16
Nonoccupants	Pedestrian	167	13	154	14	121	13	120	15	146	19	147	18
	Bicyclist and Other Cyclist	29	2	21	2	19	2	25	3	19	2	23	3
	Other/Unknown Nonoccupants	4	0	8	1	6	1	5	1	9	1	7	1
	<i>Total Nonoccupants</i>	200	15	183	17	146	15	150	19	174	23	177	22
<i>Totals:</i>		1,293	100	1,071	100	938	100	807	100	762	100	826	100

Fatalities by Crash Type						
Crash Type	2006	2007	2008	2009	2010	2011
Total Fatalities (All Crashes)*	1,293	1,071	938	807	762	826
(1) Single Vehicle	701	615	558	506	483	490
(2) Involving a Large Truck	136	98	98	66	64	77
(3) Involving Speeding	584	452	389	283	245	232
(4) Involving a Rollover	495	413	356	276	260	251
(5) Involving a Roadway Departure	535	506	425	345	279	310
(6) Involving an Intersection (or Intersection Related)	318	269	234	165	175	203

Motorcyclist Fatalities by Age							
Year	Age						Totals
	<20	20 - 29	30 - 39	40 - 49	50 - 59	>59	
2006	13	34	23	28	33	11	142
2007	12	22	28	35	23	15	135
2008	3	36	20	30	27	25	141
2009	2	11	23	27	29	28	121
2010	2	15	18	17	19	21	92
2011	3	26	18	24	40	24	135

Motorcyclist Fatalities per 100,000 Registered Motorcycles			
Year	Motorcyclist Fatalities	Total Motorcycle Registrations	Motorcycle Fatalities Per 100,000 Motorcycle Registrations
2006	142	114,443	124.1
2007	135	125,219	107.8
2008	141	134,434	104.9
2009	121	138,475	87.38
2010	92	136,620	67.34
2011	135	163,381	82.63

Fatalities by Person Type and Race/Hispanic Origin							
Person Type by Race/Hispanic Origin		2006	2007	2008	2009	2010	2011
Occupants (All Vehicle Types)	Hispanic	347	266	220	150	1	90
	White, Non-Hispanic	538	463	435	297	13	293
	Black, Non-Hispanic	26	28	25	25	0	22
	American Indian, Non-Hispanic/Unknown	107	107	84	67	4	80
	Asian, Non-Hispanic/Unknown	4	2	5	5	1	2
	All Other Non-Hispanic Races	61	18	15	17	0	0
	Unknown Race and Unknown Hispanic	10	4	8	97	567	162
	Total	1,093	888	792	658	586	649
Non-Occupants	Hispanic	64	54	35	38	2	37
(Pedestrians, Pedalcyclists and	White, Non-Hispanic	80	87	70	49	6	56
Other/Unknown Non-Occupants)	Black, Non-Hispanic	5	5	9	7	0	4
	American Indian, Non-Hispanic/Unknown	34	33	29	19	4	31
	Asian, Non-Hispanic/Unknown	0	2	0	1	0	1
	All Other Non-Hispanic Races	15	0	1	8	0	0
	Unknown Race and Unknown Hispanic	2	2	2	26	161	48
	Total	200	183	146	148	173	77
Totals:		1,293	1,071	938	806	759	826

5-Year Trend for the Top 10 Counties of 2011 - Fatalities											
Counties by 2010 Ranking		Fatalities					Percent of Total				
		2007	2008	2009	2010	2011	2007	2008	2009	2010	2011
1	Maricopa County	461	368	307	312	330	43	39	38	41	40
2	Pima County	129	137	92	106	100	12	15	11	14	12
3	Pinal County	86	81	75	63	78	8	9	9	8	9
4	Mohave County	52	57	42	48	39	5	6	5	6	5
5	Coconino County	56	51	40	47	45	5	5	5	6	5
6	Yavapai County	59	41	46	44	53	6	4	6	6	6
7	Apache County	50	45	32	36	44	5	5	4	5	5
8	Navajo County	56	36	44	32	33	5	4	5	4	4
9	Cochise County	21	33	39	22	23	2	4	5	3	3
10	Yuma County	31	26	25	15	22	3	3	3	2	3
<i>Sub Total 1.</i>	<i>Top Ten Counties</i>	1,009	875	742	725	767	94	93	92	95	92
<i>Sub Total 2.</i>	<i>All Other Counties</i>	62	62	64	37	58	6	7	8	5	8
<i>Total</i>	<i>All Counties</i>	1,071	938	806	762	825	100	100	100	100	100

5 Year Trend for the Top 10 Counties of 2011 – Fatalities Year to Year Percent Change											
Counties by 2010 Ranking		Fatalities					Percent Change From Previous Year				
		2007	2008	2009	2010	2011	2007	2008	2009	2010	2011
1	Maricopa County	461	368	307	312	330	-18	-20	-17	3	6
2	Pima County	129	137	92	106	100	-16	6	-33	14	-6
3	Pinal County	86	81	75	63	78	-34	-6	-7	-16	24
4	Mohave County	52	57	42	48	39	-15	10	-26	-4	-2
5	Coconino County	56	51	40	47	45	-32	-9	-22	9	-4
6	Yavapai County	59	41	46	44	53	-18	-31	12	14	20
7	Apache County	50	45	32	36	44	52	-10	-29	-44	22
8	Navajo County	56	36	44	32	33	37	-36	22	18	3
9	Cochise County	21	33	39	22	23	-40	57	18	-27	5
10	Yuma County	31	26	25	15	22	-16	-16	-4	-40	47
<i>Sub Total 1.</i>	<i>Top Ten Counties</i>	1,009	875	742	725	767	-17	-13	-15	-2	6
<i>Sub Total 2.</i>	<i>All Other Counties</i>	62	63	64	37	58	-25	0	2	-42	57
<i>Total</i>	<i>All Counties</i>	1,071	938	806	762	825	-17	-12	-14	-5	8

5-Year Trend For the Top 10 Counties of 2011 - Fatality Rates

Counties by 2011 Ranking		Fatalities Per 100,000 Population				
		2007	2008	2009	2010	2011
1	La Paz County	144.04	99.98	89.95	34.22	135.07
2	Apache County	72.17	64.73	45.33	50.23	61.12
3	Gila County	45.95	44.00	32.57	26.13	35.46
4	Coconino County	43.94	39.71	30.81	34.91	33.54
5	Navajo County	50.45	32.04	38.95	29.75	30.78
6	Yavapai County	28.26	19.41	21.78	20.85	25.09
7	Pinal County	28.42	24.62	22.00	16.41	20.30
8	Mohave County	26.03	28.49	21.03	23.98	19.46
9	Graham County	23.03	22.10	26.99	25.45	18.56
10	Cochise County	16.44	25.70	30.11	16.69	17.62
<i>Sub Total 1.</i>	<i>Top Ten Counties</i>	36.64	33.06	31.11	23.96	27.30
<i>Sub Total 2.</i>	<i>All Other Counties</i>	12.38	10.72	9.06	8.74	8.98
<i>Total</i>	<i>All Counties</i>	16.83	14.43	12.22	11.88	12.83

STATE CERTIFICATIONS AND ASSURANCES

Failure to comply with applicable Federal statutes, regulations and directives may subject State officials to civil or criminal penalties and/or place the State in a high risk grantee status in accordance with 49 CFR 18.12.

Each fiscal year the State will sign these Certifications and Assurances that the State complies with all applicable Federal statutes, regulations, and directives in effect with respect to the periods for which it receives grant funding. Applicable provisions include, but not limited to, the following:

- 23 U.S.C. Chapter 4 - Highway Safety Act of 1966, as amended
- 49 CFR Part 18 - Uniform Administrative Requirements for Grants and Cooperative Agreements to State and Local Governments
- 23 CFR Chapter II - (§§1200, 1205, 1206, 1250, 1251, & 1252) Regulations governing highway safety programs
- NHTSA Order 462-6C - Matching Rates for State and Community Highway Safety Programs
- Highway Safety Grant Funding Policy for Field-Administered Grants

Certifications and Assurances

Section 402 Requirements

The Governor is responsible for the administration of the State highway safety program through a State highway safety agency which has adequate powers and is suitably equipped and organized (as evidenced by appropriate oversight procedures governing such areas as procurement, financial administration, and the use, management, and disposition of equipment) to carry out the program (23 USC 402(b) (1) (A));

The political subdivisions of this State are authorized, as part of the State highway safety program, to carry out within their jurisdictions local highway safety programs which have been approved by the Governor and are in accordance with the uniform guidelines promulgated by the Secretary of Transportation (23 USC 402(b) (1) (B));

At least 40 per cent of all Federal funds apportioned to this State under 23 USC 402 for this fiscal year will be expended by or for the benefit of the political subdivision of the State in carrying out local highway safety programs (23 USC 402(b) (1) (C)), unless this requirement is waived in writing;

This State's highway safety program provides adequate and reasonable access for the safe and convenient movement of physically handicapped persons, including those in

wheelchairs, across curbs constructed or replaced on or after July 1, 1976, at all pedestrian crosswalks (23 USC 402(b) (1) (D));

The State will implement activities in support of national highway safety goals to reduce motor vehicle related fatalities that also reflect the primary data-related crash factors within the State as identified by the State highway safety planning process, including:

- **National law enforcement mobilizations,**
- **Sustained enforcement of statutes addressing impaired driving, occupant protection, and driving in excess of posted speed limits,**
- **An annual statewide safety belt use survey in accordance with criteria established by the Secretary for the measurement of State safety belt use rates to ensure that the measurements are accurate and representative,**
- **Development of statewide data systems to provide timely and effective data analysis to support allocation of highway safety resources.**

(23 USC 402 (b)(1)(E));

The State shall actively encourage all relevant law enforcement agencies in the State to follow the guidelines established for vehicular pursuits issued by the International Association of Chiefs of Police that are currently in effect. (23 USC 402(I)).

Other Federal Requirements

Cash drawdowns will be initiated only when actually needed for disbursement. 49 CFR 18.20

Cash disbursements and balances will be reported in a timely manner as required by NHTSA. 49 CFR 18.21.

The same standards of timing and amount, including the reporting of cash disbursement and balances, will be imposed upon any secondary recipient organizations. 49 CFR 18.41.

Failure to adhere to these provisions may result in the termination of drawdown privileges.

The State has submitted appropriate documentation for review to the single point of contact designated by the Governor to review Federal programs, as required by Executive Order 12372 (Intergovernmental Review of Federal Programs);

Equipment acquired under this agreement for use in highway safety program areas shall be used and kept in operation for highway safety purposes by the State; or the State, by formal agreement with appropriate officials of a political subdivision or State agency,

shall cause such equipment to be used and kept in operation for highway safety purposes 23 CFR 1200.21

The State will comply with all applicable State procurement procedures and will maintain a financial management system that complies with the minimum requirements of 49 CFR 18.20;

Federal Funding Accountability and Transparency Act (FFATA)

The State will comply with FFATA guidance, OMB Guidance on FFATA Subaward and Executive Compensation Reporting, August 27, 2010, (https://www.fsr.gov/documents/OMB_Guidance_on_FFATA_Subaward_and_Executive_Compensation_Reporting_08272010.pdf) by reporting to FSR.gov for each sub-grant awarded:

- Name of the entity receiving the award;
- Amount of the award;
- Information on the award including transaction type, funding agency, the North American Industry Classification System code or Catalog of Federal Domestic Assistance number (where applicable), program source;
- Location of the entity receiving the award and the primary location of performance under the award, including the city, State, congressional district, and country; , and an award title descriptive of the purpose of each funding action;
- A unique identifier (DUNS);
- The names and total compensation of the five most highly compensated officers of the entity if-- of the entity receiving the award and of the parent entity of the recipient, should the entity be owned by another entity;

(i) the entity in the preceding fiscal year received—

(I) 80 percent or more of its annual gross revenues in Federal awards; and(II) \$25,000,000 or more in annual gross revenues from Federal awards; and(ii) the public does not have access to information about the compensation of the senior executives of the entity through periodic reports filed under section 13(a) or 15(d) of the Securities Exchange Act of 1934 (15 U.S.C. 78m(a), 78o(d)) or section 6104 of the Internal Revenue Code of 1986;

- Other relevant information specified by OMB guidance.

The State highway safety agency will comply with all Federal statutes and implementing regulations relating to nondiscrimination. These include but are not limited to: (a) Title VI of the Civil Rights Act of 1964 (P.L. 88-352) which prohibits discrimination on the basis of race, color or national origin (and 49 CFR Part 21); (b) Title IX of the Education Amendments of 1972, as amended (20 U.S.C. §§ 1681-1683, and 1685-1686), which prohibits discrimination on the basis of sex; (c) Section 504 of the Rehabilitation Act of 1973, as amended (29 U.S.C. §794) and the

Americans with Disabilities Act of 1990 (42 USC § 12101, *et seq.*; PL 101-336), which prohibits discrimination on the basis of disabilities (and 49 CFR Part 27); (d) the Age Discrimination Act of 1975, as amended (42U.S.C. §§ 6101-6107), which prohibits discrimination on the basis of age; (e) the Drug Abuse Office and Treatment Act of 1972 (P.L. 92-255), as amended, relating to nondiscrimination on the basis of drug abuse; (f) the comprehensive Alcohol Abuse and Alcoholism Prevention, Treatment and Rehabilitation Act of 1970(P.L. 91-616), as amended, relating to nondiscrimination on the basis of alcohol abuse of alcoholism; (g) §§ 523 and 527 of the Public Health Service Act of 1912 (42 U.S.C. §§ 290 dd-3 and 290 ee-3), as amended, relating to confidentiality of alcohol and drug abuse patient records; (h) Title VIII of the Civil Rights Act of 1968 (42 U.S.C. §§ 3601 *et seq.*), as amended, relating to nondiscrimination in the sale, rental or financing of housing; (i) any other nondiscrimination provisions in the specific statute(s) under which application for Federal assistance is being made; The Civil Rights Restoration Act of 1987, which provides that any portion of a state or local entity receiving federal funds will obligate all programs or activities of that entity to comply with these civil rights laws; and, (k) the requirements of any other nondiscrimination statute(s) which may apply to the application.

The Drug-free Workplace Act of 1988(41 U.S.C. 702;):

The State will provide a drug-free workplace by:

- a. Publishing a statement notifying employees that the unlawful manufacture, distribution, dispensing, possession or use of a controlled substance is prohibited in the grantee's workplace and specifying the actions that will be taken against employees for violation of such prohibition;
- b. Establishing a drug-free awareness program to inform employees about:
 1. The dangers of drug abuse in the workplace.
 2. The grantee's policy of maintaining a drug-free workplace.
 3. Any available drug counseling, rehabilitation, and employee assistance programs.
 4. The penalties that may be imposed upon employees for drug violations occurring in the workplace.
- c. Making it a requirement that each employee engaged in the performance of the grant be given a copy of the statement required by paragraph (a).
- d. Notifying the employee in the statement required by paragraph (a) that, as a condition of employment under the grant, the employee will --
 1. Abide by the terms of the statement.

2. Notify the employer of any criminal drug statute conviction for a violation occurring in the workplace no later than five days after such conviction.
- e. Notifying the agency within ten days after receiving notice under subparagraph (d) (2) from an employee or otherwise receiving actual notice of such conviction.
 - f. Taking one of the following actions, within 30 days of receiving notice under subparagraph (d) (2), with respect to any employee who is so convicted -
 1. Taking appropriate personnel action against such an employee, up to and including termination.
 2. Requiring such employee to participate satisfactorily in a drug abuse assistance or rehabilitation program approved for such purposes by a Federal, State, or local health, law enforcement, or other appropriate agency.
 - g. Making a good faith effort to continue to maintain a drug-free workplace through implementation of paragraphs (a), (b), (c), (d), (e), and (f) above.

BUY AMERICA ACT

The State will comply with the provisions of the Buy America Act (49 U.S.C. 5323(j)) which contains the following requirements:

Only steel, iron and manufactured products produced in the United States may be purchased with Federal funds unless the Secretary of Transportation determines that such domestic purchases would be inconsistent with the public interest; that such materials are not reasonably available and of a satisfactory quality; or that inclusion of domestic materials will increase the cost of the overall project contract by more than 25 percent. Clear justification for the purchase of non-domestic items must be in the form of a waiver request submitted to and approved by the Secretary of Transportation.

POLITICAL ACTIVITY (HATCH ACT).

The State will comply, as applicable, with provisions of the Hatch Act (5 U.S.C. §§1501-1508 and 7324-7328) which limit the political activities of employees whose principal employment activities are funded in whole or in part with Federal funds.

CERTIFICATION REGARDING FEDERAL LOBBYING

Certification for Contracts, Grants, Loans, and Cooperative Agreements

The undersigned certifies, to the best of his or her knowledge and belief, that:

1. No Federal appropriated funds have been paid or will be paid, by or on behalf of the undersigned, to any person for influencing or attempting to influence an officer or employee of any agency, a Member of Congress, an officer or employee of Congress, or an employee of a Member of Congress in connection with the awarding of any Federal contract, the making of any Federal grant, the making of any Federal loan, the entering into of any cooperative agreement, and the extension, continuation, renewal, amendment, or modification of any Federal contract, grant, loan, or cooperative agreement.
2. If any funds other than Federal appropriated funds have been paid or will be paid to any person for influencing or attempting to influence an officer or employee of any agency, a Member of Congress, an officer or employee of Congress, or an employee of a Member of Congress in connection with this Federal contract, grant, loan, or cooperative agreement, the undersigned shall complete and submit Standard Form-LLL, "Disclosure Form to Report Lobbying," in accordance with its instructions.
3. The undersigned shall require that the language of this certification be included in the award documents for all sub-award at all tiers (including subcontracts, subgrants, and contracts under grant, loans, and cooperative agreements) and that all subrecipients shall certify and disclose accordingly.

This certification is a material representation of fact upon which reliance was placed when this transaction was made or entered into. Submission of this certification is a prerequisite for making or entering into this transaction imposed by section 1352, title 31, U.S. Code. Any person who fails to file the required certification shall be subject to a civil penalty of not less than \$10,000 and not more than \$100,000 for each such failure.

RESTRICTION ON STATE LOBBYING

None of the funds under this program will be used for any activity specifically designed to urge or influence a State or local legislator to favor or oppose the adoption of any specific legislative proposal pending before any State or local legislative body. Such activities include both direct and indirect (e.g., "grassroots") lobbying activities, with one exception. This does not preclude a State official whose salary is supported with NHTSA funds from engaging in direct communications with State or local legislative officials, in accordance with customary State practice, even if such communications urge legislative officials to favor or oppose the adoption of a specific pending legislative proposal.

CERTIFICATION REGARDING DEBARMENT AND SUSPENSION

Instructions for Primary Certification

1. By signing and submitting this proposal, the prospective primary participant is providing the certification set out below.

2. The inability of a person to provide the certification required below will not necessarily result in denial of participation in this covered transaction. The prospective participant shall submit an explanation of why it cannot provide the certification set out below. The certification or explanation will be considered in connection with the department or agency's determination whether to enter into this transaction. However, failure of the prospective primary participant to furnish a certification or an explanation shall disqualify such person from participation in this transaction.
3. The certification in this clause is a material representation of fact upon which reliance was placed when the department or agency determined to enter into this transaction. If it is later determined that the prospective primary participant knowingly rendered an erroneous certification, in addition to other remedies available to the Federal Government, the department or agency may terminate this transaction for cause or default.
4. The prospective primary participant shall provide immediate written notice to the department or agency to which this proposal is submitted if at any time the prospective primary participant learns its certification was erroneous when submitted or has become erroneous by reason of changed circumstances.
5. The terms **covered transaction, debarred, suspended, ineligible, lower tier covered transaction, participant, person, primary covered transaction, principal, proposal, and voluntarily excluded**, as used in this clause, have the meaning set out in the Definitions and coverage sections of 49 CFR Part 29. You may contact the department or agency to which this proposal is being submitted for assistance in obtaining a copy of those regulations.
6. The prospective primary participant agrees by submitting this proposal that, should the proposed covered transaction be entered into, it shall not knowingly enter into any lower tier covered transaction with a person who is proposed for debarment under 48 CFR Part 9, subpart 9.4, debarred, suspended, declared ineligible, or voluntarily excluded from participation in this covered transaction, unless authorized by the department or agency entering into this transaction.
7. The prospective primary participant further agrees by submitting this proposal that it will include the clause titled "Certification Regarding Debarment, Suspension, Ineligibility and Voluntary Exclusion-Lower Tier Covered Transaction," provided by the department or agency entering into this covered transaction, without modification, in all lower tier covered transactions and in all solicitations for lower tier covered transactions.
8. A participant in a covered transaction may rely upon a certification of a prospective participant in a lower tier covered transaction that it is not proposed for debarment under 48 CFR Part 9, subpart 9.4, debarred, suspended, ineligible, or voluntarily excluded from the covered transaction, unless it knows that the certification is erroneous. A participant may decide the method and frequency by which it determines the eligibility of its

principals. Each participant may, but is not required to, check the list of Parties Excluded from Federal Procurement and Non-procurement Programs.

9. Nothing contained in the foregoing shall be construed to require establishment of a system of records in order to render in good faith the certification required by this clause. The knowledge and information of a participant is not required to exceed that which is normally possessed by a prudent person in the ordinary course of business dealings.

10. Except for transactions authorized under paragraph 6 of these instructions, if a participant in a covered transaction knowingly enters into a lower tier covered transaction with a person who is proposed for debarment under 48 CFR Part 9, subpart 9.4, suspended, debarred, ineligible, or voluntarily excluded from participation in this transaction, in addition to other remedies available to the Federal Government, the department or agency may terminate this transaction for cause or default.

Certification Regarding Debarment, Suspension, and Other Responsibility Matters- Primary Covered Transactions

(1) The prospective primary participant certifies to the best of its knowledge and belief, that its principals:

(a) Are not presently debarred, suspended, proposed for debarment, declared ineligible, or voluntarily excluded by any Federal department or agency;

(b) Have not within a three-year period preceding this proposal been convicted of or had a civil judgment rendered against them for commission of fraud or a criminal offense in connection with obtaining, attempting to obtain, or performing a public (Federal, State or local) transaction or contract under a public transaction; violation of Federal or State antitrust statutes or commission of embezzlement, theft, forgery, bribery, falsification or destruction of record, making false statements, or receiving stolen property;

(c) Are not presently indicted for or otherwise criminally or civilly charged by a governmental entity (Federal, State or Local) with commission of any of the offenses enumerated in paragraph (1)(b) of this certification; and

(d) Have not within a three-year period preceding this application/proposal had one or more public transactions (Federal, State, or local) terminated for cause or default.

(2) Where the prospective primary participant is unable to certify to any of the Statements in this certification, such prospective participant shall attach an explanation to this proposal.

Instructions for Lower Tier Certification

1. By signing and submitting this proposal, the prospective lower tier participant is providing the certification set out below.
2. The certification in this clause is a material representation of fact upon which reliance was placed when this transaction was entered into. If it is later determined that the prospective lower tier participant knowingly rendered an erroneous certification, in addition to other remedies available to the Federal government, the department or agency with which this transaction originated may pursue available remedies, including suspension and/or debarment.
3. The prospective lower tier participant shall provide immediate written notice to the person to which this proposal is submitted if at any time the prospective lower tier participant learns that its certification was erroneous when submitted or has become erroneous by reason of changed circumstances.
4. The terms **covered transaction, debarred, suspended, ineligible, lower tier covered transaction, participant, person, primary covered transaction, principal, proposal, and voluntarily excluded**, as used in this clause, have the meanings set out in the Definition and Coverage sections of 49 CFR Part 29. You may contact the person to whom this proposal is submitted for assistance in obtaining a copy of those regulations.
5. The prospective lower tier participant agrees by submitting this proposal that, should the proposed covered transaction be entered into, it shall not knowingly enter into any lower tier covered transaction with a person who is proposed for debarment under 48 CFR Part 9, subpart 9.4, debarred, suspended, declared ineligible, or voluntarily excluded from participation in this covered transaction, unless authorized by the department or agency with which this transaction originated.
6. The prospective lower tier participant further agrees by submitting this proposal that it will include the clause titled "Certification Regarding Debarment, Suspension, Ineligibility and Voluntary Exclusion -- Lower Tier Covered Transaction," without modification, in all lower tier covered transactions and in all solicitations for lower tier covered transactions. (See below)
7. A participant in a covered transaction may rely upon a certification of a prospective participant in a lower tier covered transaction that it is not proposed for debarment under 48 CFR Part 9, subpart 9.4, debarred, suspended, ineligible, or voluntarily excluded from the covered transaction, unless it knows that the certification is erroneous. A participant may decide the method and frequency by which it determines the eligibility of its principals. Each participant may, but is not required to, check the List of Parties Excluded from Federal Procurement and Non-procurement Programs.
8. Nothing contained in the foregoing shall be construed to require establishment of a system of records in order to render in good faith the certification required by this clause. The knowledge and information of a participant is not required to exceed that which is normally possessed by a prudent person in the ordinary course of business dealings.

9. Except for transactions authorized under paragraph 5 of these instructions, if a participant in a covered transaction knowingly enters into a lower tier covered transaction with a person who is proposed for debarment under 48 CFR Part 9, subpart 9.4, suspended, debarred, ineligible, or voluntarily excluded from participation in this transaction, in addition to other remedies available to the Federal government, the department or agency with which this transaction originated may pursue available remedies, including suspension and/or debarment.

Certification Regarding Debarment, Suspension, Ineligibility and Voluntary Exclusion -- Lower Tier Covered Transactions:

1. The prospective lower tier participant certifies, by submission of this proposal, that neither it nor its principals is presently debarred, suspended, proposed for debarment, declared ineligible, or voluntarily excluded from participation in this transaction by any Federal department or agency.

2. Where the prospective lower tier participant is unable to certify to any of the statements in this certification, such prospective participant shall attach an explanation to this proposal.

POLICY TO BAN TEXT MESSAGING WHILE DRIVING


In accordance with Executive Order 13513, Federal Leadership On Reducing Text Messaging While Driving, and DOT Order 3902.10, Text Messaging While Driving, States are encouraged to:

- (1) Adopt and enforce workplace safety policies to decrease crashes caused by distracted driving including policies to ban text messaging while driving—
 - a. Company-owned or –rented vehicles, or Government-owned, leased or rented vehicles; or
 - b. Privately-owned when on official Government business or when performing any work on or behalf of the Government.

- (2) Conduct workplace safety initiatives in a manner commensurate with the size of the business, such as –
 - a. Establishment of new rules and programs or re-evaluation of existing programs to prohibit text messaging while driving; and
 - b. Education, awareness, and other outreach to employees about the safety risks associated with texting while driving.

ENVIRONMENTAL IMPACT

The Governor's Representative for Highway Safety has reviewed the State's Fiscal Year highway safety planning document and hereby declares that no significant environmental impact will result from implementing this Highway Safety Plan. If, under a future revision, this Plan will be modified in such a manner that a project would be instituted that could affect environmental quality to the extent that a review and statement would be necessary, this office is prepared to take the action necessary to comply with the National Environmental Policy Act of 1969 (42 USC 4321 et seq.) and the implementing regulations of the Council on Environmental Quality (40 CFR Parts 1500-1517).



Alberto C. Gutier, Director and
Governor's Highway Safety Representative

ARIZONA

State

2013

For Fiscal Year

8-22-12

Date

PLANNING AND ADMINISTRATION

**PROGRAM GOAL: TO EFFICIENTLY AND EFFECTIVELY
MANAGE ARIZONA'S HIGHWAY SAFETY PROGRAM.**

PROGRAM OVERVIEW

The Planning and Administration ("PA") program area includes those activities and costs necessary for the overall management and operations of the Arizona GOHS.

The Director of the GOHS is responsible for Arizona's Highway Safety Program and serves as the Governor's Highway Safety Representative. As the Governor's representative, the GOHS Director participates in activities that impact the highway safety programs and policies nationwide.

GOHS staff activities include, grant writing, monitoring and auditing, evaluating project accomplishments, preparing reports for the GOHS Director and coordinate training opportunities.

PERFORMANCE PLAN

It is the goal of the Planning and Administration Program to provide the management, supervision, and support services for the activities necessary to operate the Highway Safety Program in the State of Arizona. The performance measures to support this goal include:

- Process all grants to subgrantees by start of Federal Fiscal Year on October 1.
- Monitor all grants according to the GOHS monitoring policy.
- Develop a coordinated Highway Safety Plan (HSP) by September 1 of each calendar year.
- Develop, coordinate, monitor and evaluate traffic safety projects identified in the HSP.
- Promote highway safety awareness through educational programs and public awareness campaigns.
- Prepare the Annual Report by December 31st of each calendar year.

TASKS

SECTION 402

TASK 1 – PLANNING AND ADMINISTRATION

Project Summary: This task will provide funding to the Governor's Office of Highway Safety to coordinate and monitor activities and projects relating to the planning and administration of the Arizona Highway Safety Program.

Agency	Amount
GOHS	\$ 340,000

ACCIDENT INVESTIGATION

PROGRAM GOAL: TO PROVIDE TRAINING AND RESOURCES FOR VEHICULAR CRIMES UNITS TO MORE EFFECTIVELY AID IN THE INVESTIGATION AND PROSECUTION OF FATAL TRAFFIC COLLISIONS.

PROGRAM OVERVIEW

Accident investigation (“AI”) is a program administered by agencies funded by GOHS in order to verify the parameters of a crash, the demarcations of the crash, the exact location of the crash – both in a state highway or a city/county street, to produce an investigative report that will show where the vehicles were positioned before and after the crash by considering skid marks, debris and position of the vehicles at the point of impact (“PI”) and at the point of rest (“PR”) in order to determine the causation and consequences of the crash.

AI reports include statements from witnesses, victims and other drivers in order to determine where the fault lies with the crash and whether citations should be issued.

AI is primarily done by electronic equipment, like Accident Investigation Measurement System (“AIMS”), GPS Tracking and one man stations that provide the investigator with exact technical data that will produce a reproduction of the crash. Most cities have intersections on GPS so they can draw the accident report into a diagram by superimposing PI’s and PR’s into the exact location of the incident.

The Vehicular Crimes Units (“VCU”) for agencies provide this service. AZ DPS provides these services for smaller jurisdictions that are unable to afford sophisticated equipment. Equipment and overtime provided to these investigators is critical to reporting the crash where there are injuries or fatalities involved that will end up being discussed in court – both criminal and civil.

PERFORMANCE PLAN

EQUIPMENT

GOHS provides funding for crash mapping software, AIMS and Nikon Total Station Kits, to help agencies in their duties investigating traffic accidents. Agencies funded by GOHS often provide accident investigation and reconstruction services to neighboring agencies without necessary equipment to perform this function on their own.

TRAINING

Funding is provided for agencies to receive IPTM training in accident investigation and reconstruction. Tasks

TASK 1 – ACCIDENT INVESTIGATION OVERTIME

Project Summary: This task provides funding for agencies for overtime in response to collisions involving the potential for criminal charges.

Agency	Amount
Maricopa CSO	\$ 30,000
Total	\$30,000.00

TASK 2 – ACCIDENT INVESTIGATION EQUIPMENT

Project Summary: This task provides funding for agencies to purchase equipment to aid in their VCU in the investigation and reconstruction of traffic accidents. Funding will be provided for crash mapping and CDR software, AIMS units, Nikon total station units, and one GPS unit.

Agency	Amount
Arizona Department of Public Safety	\$ 40,000
Glendale Police Department	\$ 20,000
Casa Grande Police Department	\$ 7,771
Marana Police Department	\$ 6,500
Prescott Valley Police Department	\$ 4,358
Total	\$78,629.00

TASK 3 – ACCIDENT INVESTIGATION TRAINING

Project Summary: This task provides funding for agencies to receive training through the Institute of Police Technology and Management in accident investigation and reconstruction.

Agency	Amount
GOHS – Collision Investigation Training	\$ 42,000
Phoenix Police Department	\$ 11,101
Glendale Police Department	\$ 6,000
El Mirage Police Department	\$ 5,000
Casa Grande Police Department	\$ 1,432
Total	\$65,533.00

TASK 4 – GOVERNOR’S OFFICE OF HIGHWAY SAFETY PROGRAM ADMINISTRATION

Project Summary: GOHS personnel will administer and manage section 402 Accident Investigation programs. Functions include writing, managing and monitoring grants and contracts. GOHS personnel coordinate the activities and tasks outlined in the Highway Safety Plan and provide status reports and updates on project activity to the GOHS Director and other parties as required. GOHS personnel monitor project activity, prepare and maintain project documentation and evaluate task accomplishments for their grant portfolio. Funding will support personnel services, employee related expenses, and other operating expenses for GOHS grant manager and grant project coordinators.

Agency	Amount
GOHS – Program Administration	\$ 16,672

ALCOHOL AND OTHER DRUGS

PROGRAM GOAL: TO DECREASE ALCOHOL AND DRUG RELATED DRIVING FATALITIES, INJURIES AND CRASHES THROUGH ENFORCEMENT, EDUCATION AND PUBLIC AWARENESS.

PROGRAM OVERVIEW

Alcohol and drug-related fatalities continue to be a leading cause of death on Arizona roads and highways. In 2010, Arizona saw an 11.42 percent decrease in alcohol-related fatalities from 2009, with 194 individuals killed as a result of alcohol-related accidents.

To combat the prevalence of impaired driving, GOHS devotes a significant amount of resources to overtime enforcement, equipment and training for law enforcement officers statewide. Arizona law enforcement officers and prosecutors are aided by some of the toughest DUI laws in the country.

Arizona's Impaired Driving Program utilizes enforcement, education and public awareness to reduce the number of fatalities and injuries resulting from alcohol-impaired collisions. GOHS will continue to fund these programs which have proven to be successful in reducing the number of alcohol-related fatalities, increasing the number of DUI arrests and continuing to keep Arizona's highways and roadways safe.

Arizona's DUI enforcement program includes two parallel enforcement activities: (1) year-long sustained enforcement efforts and (2) periodic enhanced enforcement campaigns (such as Holiday DUI Task Force enforcement efforts). **The goal of Arizona's DUI Enforcement efforts is to identify areas that have a high frequency of fatal and/or serious injury collisions and devote resources to these locations in an effort to reduce alcohol-related fatalities.**

Public awareness activities, consisting of earned and paid media efforts will focus on increasing the public's awareness of ongoing statewide DUI enforcement activities. GOHS Director Alberto Gutier conducts press conferences and frequent media interviews, in English and Spanish, throughout the year and during all Holiday enforcement campaigns. Earned media is supplemented by targeted paid media efforts emphasizing Arizona's "Get a DD...Not a DUI!" and "Drive Hammered...Get Nailed!" slogan, including radio and print ads and sponsorship of the Arizona Cardinals.

In addition to high visibility enforcement and media campaigns, GOHS places a large emphasis on training law enforcement officers in Standardized Field Sobriety Test ("SFST") and Horizontal Gaze Nystagmus ("HGN") training, Law Enforcement Phlebotomy Training, Drug Recognition Expert ("DRE") courses, Advanced Roadside Impaired



Driving Enforcement ("ARIDE") and Drug Impaired Training for Educational Professionals ("DITEP") courses.

GOHS also conducts training for prosecutors and judges on DUI law issues through the Arizona Prosecuting Attorney’s Advisory Council (“APAAC”) and the Arizona Supreme Court.

GOHS devotes resources to enforce underage drinking laws through partnerships with MADD and SADD. Additional funding is devoted to agencies to conduct underage drinking enforcement efforts, examples include Phoenix Police Department’s “Party Crew” enforcement, and programs in Yavapai County.

PERFORMANCE PLAN

ENFORCEMENT

Priority funding is given to agencies that have proven to be the most successful with funding received from past GOHS grant awards. Participating agencies received funding based on number of DUI arrests, fatalities and injuries over the previous three years. In FFY 2012, GOHS is providing Section 402 Alcohol funding to 44 agencies and Section 410 Alcohol funding to 31 agencies conduct high visibility enforcement campaigns.

Arizona’s successful DUI enforcement efforts are attributable to law enforcement officers being highly trained to develop the necessary skills, knowledge and abilities to detect drivers impaired by alcohol, arrest and aide in the successful prosecution of these offenders.

Figure 2 - DUI Processing Vehicles – Purchased in FY 2011 with Sections 163 and 410 High Visibility Enforcement Funds



EDUCATION

GOHS devotes a significant amount of resources toward the training of officers in areas such as Standardized Field Sobriety Test (SFST) Drug Recognition Expert (DRE) Horizontal Gaze Nystagmus (HGN) DUI report writing and testimony, law enforcement phlebotomy, Advanced Roadside Impaired Driving Enforcement (ARIDE) and Drug Impairment Training for Educational Professionals (DITEP). It is a direct result of these training opportunities that Arizona continues to be the national leader in the number of officers that are certified as Drug Recognition Experts (DRE) and DRE Instructors. Arizona's robust DRE training program has proven to be a successful model for other states to adopt, consequently, Arizona provides training to law enforcement officials from other states and countries. Through the first six months of calendar year 2012, with funding from GOHS, the Maricopa County Sheriff's Office hosted 43 DRE certification nights for law enforcement officials from nine other states as well as two new DRE's from Hong Kong with approximately 600 urine samples collected from subjects.

Due to the prevalence of alcohol and drug impaired drivers; GOHS places a large emphasis on the education and certification of DREs. Arizona's law enforcement phlebotomy program provides training and certification to law enforcement personnel as collectors of blood for evidentiary purposes as an aide to successful DUI prosecutions. The DITEP program, taught by DRE instructors, provides school administrators and school nurses the training to recognize and evaluate individuals for drug impairment in an academic setting.

In the last fiscal year, GOHS provided more than \$200,000 in support of law enforcement training programs. Travel reimbursement, training, books, materials and supplies, conference speakers in support of special training knowledge, and conference registration to provide necessary updates to the knowledge of our states' DRE's as well as training for Law Enforcement Phlebotomists are all covered by GOHS.

The funds invested in training law enforcement officers continue to demonstrate positive results. Arizona continues to be a national leader in DRE's, completing over 2,800 DRE training evaluations for 250 officers (approximately 210 from 15 other states other than Arizona) while certifying 57 new DRE's and 17 new DRE instructors in FFY 2012; 30 new DRE's and 8 new DRE Instructors were certified in the first six months of calendar year 2012.

PUBLIC AWARENESS

This past year under the direction of GOHS Director Alberto Gutier, GOHS expended \$200,000 in paid media campaigns promoting the joint messages of "Get a DD...Not a DUI!" and "Drive Hammered...Get Nailed!" theme. GOHS introduced the new message of "Get a DD...Not a DUI!" in an attempt to reach out and encourage sober designated drivers.

Section 410 funds supported billboard promotions, radio, television and print media. Last year, GOHS partnered with the Arizona Cardinals football club to promote sober designated drivers at Cardinals home football games and on the Cardinals radio broadcast. This year the Cardinals improved to be the fifth best team in the league for signing up designated drivers at home football games. GOHS is proud of the partnership established with the Cardinals and other statewide media to promote designated driving.

GOHS Director Alberto Gutier conducts an annual press conference to kick off the Holiday DUI enforcement campaign at the State Capitol. This event is widely covered by local TV, radio and print media. Additionally, with GOHS' online DUI reporting system, press releases during planned enforcement events are distributed to the media on a daily basis with updated impaired driving statistics from the previous evening's activity, plus cumulative data. These releases provide constant news reports on DUI arrests and the importance—and pleas—to the public to

reduce these numbers. GOHS Director Alberto Gutier is constantly doing radio, TV and newspaper interviews to expand on the reports.

GOHS funding dictates that each agency receiving DUI enforcement funds conduct educational and public awareness campaigns in their respective communities.

TASKS

SECTION 402

TASK 1 – DUI ENFORCEMENT AND OVERTIME

Project Summary: Federal 402 funds will support comprehensive impaired driving enforcement efforts throughout Arizona. Funding will support overtime and related employee related expenses to conduct high visibility enforcement efforts, DUI saturation patrols and checkpoints.

Agency	Amount
Marana Police Department	\$ 45,000
MADD	\$ 40,000
Oro Valley Police Department	\$ 35,000
Sierra Vista Police Department	\$ 32,000
Arizona Department of Liquor Licenses & Control	\$ 30,000
Flagstaff Police Department	\$ 30,000
La Paz County Sheriff's Office	\$ 30,000
Prescott Valley Police Department	\$ 27,000
Avondale Police Department	\$ 25,000
Prescott Police Department	\$ 25,000
Yuma County Sheriff's Office	\$ 25,000
Phoenix Fire Department	\$ 20,000
University of Arizona Police Department	\$ 20,000
Cochise County Sheriff's Office	\$ 20,000
Maricopa Police Department	\$ 16,000
Tolleson Police Department	\$ 16,000
Arizona State University	\$ 15,000
Chino Valley Police Department	\$ 15,000
Cottonwood Police Department	\$ 15,000
El Mirage Police Department	\$ 15,000
Douglas Police Department	\$ 13,000
Coolidge Police Department	\$ 12,300
Mohave County Sheriff's Office	\$ 11,000
Clifton Police Department	\$ 10,000
Navajo County Sheriff's Office	\$ 10,000
Nogales Police Department	\$ 10,000

Pima County Community College Public Safety	\$ 10,000
Pinetop-Lakeside Police Department	\$ 10,000
San Luis Police Department	\$ 10,000
Springerville Police Department	\$ 10,000
St. Johns Police Department	\$ 8,000
Safford Police Department	\$ 7,500
Show Low Police Department	\$ 7,040
Wilcox Police Department	\$ 6,000
Clarkdale Police Department	\$ 5,894
Jerome Police Department	\$ 3,000
Payson Police Department	\$ 3,000
Parker Police Department	\$ 2,000
Williams Police Department	\$ 1,750
Total	\$662,484.00

TASK 2 – DUI EQUIPMENT

Project Summary: This task will fund equipment, such as Portable Breath Testing Devices (“PBT”), Phlebotomy supplies, Phamatec drug testing kits, urine and blood kits, and gas cylinders used to calibrate PBTs and Intoxilyzers. PBTs are handheld instruments used in the field by law enforcement officers to indicate the presence of alcohol on suspected alcohol/drug impaired drivers and underage alcohol offenders.

Agency	Amount
Marana Police Department	\$ 5,000
San Luis Police Department	\$ 2,200
Sierra Vista Police Department	\$ 2,000
Clifton Police Department	\$ 1,697
University of Arizona Police Department	\$ 1,500
Maricopa Police Department	\$ 1,000
Wilcox Police Department	\$ 1,000
Coolidge Police Department	\$ 800
Clarksdale Police Department	\$ 570
Total	\$15,767.00

TASK 3 – IMPAIRED DRIVING TRAINING

Project Summary: Most training for Arizona law enforcement officers is provided for out of Section 410 funds – training for SFST, DRE, Phlebotomy, HGN, ARIDE and DITEP. Funding from this task will provide the Cochise County Sheriff’s Office, Arizona Department of Public Safety, Maricopa County Attorney’s Office with alcohol training and provides training for the annual GOHS training conference judges. This task will also provide funding for the 2012 Lifesavers conference.

Agency	Amount
GOHS - Judges Conference	\$ 30,000
Cochise County Sheriff's Office	\$ 14,500
GOHS - Lifesavers	\$ 10,000
Arizona Department of Public Safety	\$ 6,230
Maricopa County Attorney's Office	\$ 3,115
Total	\$63,845.00

TASK 4 – DUI MATERIALS AND SUPPLIES

Project Summary: To provide funding for supplies such as PBT and Intoxilyzer mouthpieces, printing of training material, and other collateral material (such as pencils and badges for community events).

Agency	Amount
Beverage Alcohol Community Information Council	\$ 4,050
Arizona Department of Liquor Licenses & Control	\$ 1,000
Coolidge Police Department	\$ 800
St. Johns Police Department	\$ 726
Clifton Police Department	\$ 471
Safford Police Department	\$ 200
Total	\$7,247.00

TASK 5 – DUI EDUCATION AND PUBLIC AWARENESS

Project Summary: This task provides funding for continued public education and awareness campaigns focused on youth alcohol programs. The court monitoring program by Arizona SADD, Beverage Alcohol Community Information Council and will assist GOHS and the TSRP in identifying efficient prosecution and adjudication of DUI and impaired driving cases. SADD will utilize these funds to educate youth statewide about the dangers associated with underage alcohol consumption and impaired driving. Funding will also be provided for the SADD national conferences.

Agency	Amount
Arizona SADD	\$ 62,000
Beverage Alcohol Community Information Council	\$ 21,950
Total	\$83,950.00

TASK 7 – GOVERNOR’S OFFICE OF HIGHWAY SAFETY PROGRAM ADMINISTRATION

Project Summary: GOHS personnel will administer and manage 402 Alcohol programs. Functions include writing, managing and monitoring grants and contracts. GOHS personnel coordinate the activities and tasks outlined in the Highway Safety Plan and provide status reports and updates on project activity to the GOHS Director and other parties as required. GOHS

personnel monitor project activity, prepare and maintain project documentation and evaluate task accomplishments for their grant portfolio. Funding will support personnel services, employee related expenses, and other operating expenses for GOHS project manager and grant project coordinators.

Agency	Amount
GOHS – Program Administration	\$ 108,050

TASK 8 – GOVERNOR’S OFFICE OF HIGHWAY SAFETY ALCOHOL SURVEY

Project Summary: GOHS will conduct an annual survey on alcohol, occupant protection and speeding behavior and perceptions about enforcement and media.

Agency	Amount
GOHS	\$ 10,000

TASK 9 – GOVERNOR’S OFFICE OF HIGHWAY SAFETY PUBLIC INFORMATION & EDUCATION MATERIALS AND OUTREACH

Project Summary: This task will support the development, printing and distribution of public information and education materials to promote public awareness of and compliance with Arizona’s DUI laws. Funding will additionally support GOHS’ “Public Safety Days” at the Arizona State Fair to provide the public information and education about Arizona DUI laws and general traffic safety issues. Additionally, this task will support one dedicated storage unit for DUI PI&E materials.

Agency	Amount
GOHS – Public Safety Days	\$ 20,000
GOHS – PI&E	\$ 15,000
GOHS – Storage Unit	\$ 5,000
Total	\$40,000.00

SECTION 410

TASK 1 – DUI ENFORCEMENT AND OVERTIME

Project Summary: Federal 410 funds will support comprehensive impaired driving enforcement efforts throughout Arizona. Funding will support overtime and related employee related expenses to conduct high visibility enforcement efforts, DUI saturation patrols and checkpoints.

Agency	Amount
Maricopa County Sheriff’s Office	\$ 160,000
Scottsdale Police Department	\$ 150,000

Tucson Police Department	\$ 150,000
Mesa Police Department	\$ 120,000
Pima County Sheriff's Office	\$ 110,000
Phoenix Police Department	\$ 100,000
Gilbert Police Department	\$ 99,076
Arizona Department of Public Safety	\$ 80,000
Arizona Department of Public Safety	\$ 80,000
Chandler Police Department	\$ 65,000
Salt River Pima Maricopa Indian Community	\$ 60,000
Tempe Police Department	\$ 40,000
Pinal County Sheriff's Office	\$ 40,000
Peoria Police Department	\$ 40,000
Buckeye Police Department	\$ 30,000
Phoenix Police Department	\$ 30,000
Gila River Indian Community Police Department	\$ 30,000
Yavapai County Sheriff's Office	\$ 29,700
Surprise Police Department	\$ 26,460
Casa Grande Police Department	\$ 25,000
Kingman Police Department	\$ 20,000
Camp Verde Marshal's Office	\$ 11,000
Apache County Sheriff's Office	\$ 5,000
Total	\$1,501,236.00

TASK 2 – DUI EQUIPMENT

Project Summary: This task will fund equipment, such as Portable Breath Testing Devices (“PBT”), Phlebotomy supplies, Phamatec drug testing kits, urine and blood kits, and gas cylinders used to calibrate PBTs and Intoxilyzers. PBTs are handheld instruments used in the field by law enforcement officers to indicate the presence of alcohol on suspected alcohol/drug impaired drivers and underage alcohol offenders.

Agency	Amount
Navajo County Sheriff's Office	\$ 25,000
Surprise Police Department	\$ 25,000
Chandler Police Department	\$ 14,617
Gilbert Police Department	\$ 5,912
Tucson Police Department	\$ 5,037
Apache County Sheriff's Office	\$ 5,000
Pima County Sheriff's Office	\$ 5,000
Pinal County Sheriff's Office	\$ 5,000
Yavapai County Sheriff's Office	\$ 4,604

Tempe Police Department	\$ 4,143
Peoria Police Department	\$ 4,000
Gila River Indian Community Police Department	\$ 1,637
Total	\$ 184,900

TASK 3 – DUI MATERIALS AND SUPPLIES

Project Summary: This task will provide funding for supplies such as PBT and Intoxilyzer mouthpieces, printing of training material, and other collateral material (such as pencils and badges for community events).

Agency	Amount
Yavapai County Sheriff's Office	\$ 4,500
Tempe Police Department	\$ 220
Apache County Sheriff's Office	\$ 200
Total	\$ 4,920

TASK 4 – TRAFFIC SAFETY RESOURCE PROSECUTOR

Project Summary: Arizona's Traffic Safety Resource Prosecutor assists prosecutors statewide in the adjudication of impaired driving cases. The TSRP will continue to focus on two goals: (1) increase the visibility of traffic safety cases with prosecutors and prosecutors' visibility with the traffic safety community, and (2) increase the confidence of prosecutors to go into the courtroom. Funding will be provided for personnel services, employee related expenses, materials and supplies and travel.

Agency	Amount
City of Phoenix Prosecutor's Office	\$ 110,523

TASK 5 – GOVERNOR'S OFFICE OF HIGHWAY SAFETY PROGRAM ADMINISTRATION

Project Summary: GOHS personnel will administer and manage 410 Alcohol programs. Functions include writing, managing and monitoring grants and contracts. GOHS personnel coordinate the activities and tasks outlined in the Highway Safety Plan and provide status reports and updates on project activity to the GOHS Director and other parties as required. GOHS personnel monitor project activity, prepare and maintain project documentation and evaluate task accomplishments for their grant portfolio. Funding will support personnel services, employee related expenses, and other operating expenses for GOHS grant manager and grant project coordinators. This task will also support funding for Arizona's Impaired Driving Coordinator.

Agency	Amount
GOHS – Program Administration	\$111,000

TASK 6 – GOVERNOR'S OFFICE OF HIGHWAY SAFETY PAID MEDIA

Project Summary: GOHS will develop and implement paid media campaigns to promote public awareness of and compliance with Arizona’s DUI laws. This will include the creation of brochures, collateral material, print, electronic, radio and broadcast media.

Agency	Amount
GOHS - Media	\$200,000

TASK 7 – IMPAIRED DRIVING TRAINING

Project Summary: This task provides funding for training Arizona law enforcement officers in SFST, DRE, HGN, DUI report writing and testimony, law enforcement phlebotomy, ARIDE and DITEP. Funding supports expenses related to classes, including DRE and phlebotomy kits, textbooks and manuals, and travel.

Agency	Amount
GOHS – DRE/SFST Support	\$ 100,000
GOHS - DRE Conference	\$ 78,000
GOHS - Phlebotomy Support	\$ 50,000
Arizona Department of Public Safety	\$ 10,000
Chandler Police Department	\$ 5,308
Total	\$243,308.00

TASK 8 – SCHOOL EDUCATION

Project Summary: This task provides funding for GOHS to work with high schools across the state to conduct programs to educate youth about the risks associated with underage alcohol consumption.

Agency	Amount
GOHS	\$ 15,000

TASK 9 – PROFESSIONAL AND OUTSIDE SERVICES

Project Summary: This task provides funding for Professional and Outside Services for Phoenix Prosecutor’s Office for 50% funding of Web Portal.

Agency	Amount
Phoenix Prosecutor’s Office	\$10,000

SECTION 410 – HIGH FATALITY

TASK 1 – DUI EQUIPMENT

Project Summary: Carry forward Federal 410 High Fatality funds will support the purchase of Livescan Instruments for DUI processing vehicles for the Glendale Police Department, Arizona Department of Public Safety, Maricopa County Sheriff’s Office, Chandler Police Department and Goodyear Police Department. Livescan Instruments take fingerprints in

electronic fashion and provides an immediate comparison to data to check DUI suspects for prior arrests and assists officers to positively identify suspects.

Agency	Amount
Glendale Police Department	\$ 40,000
Arizona Department of Public Safety	\$ 25,000
Maricopa County Sheriff's Office	\$ 25,000
Chandler Police Department	\$ 25,000
Goodyear Police Department	\$ 24,000
Total	\$139,000.00



Figure 3 - GOHS DUI Processing Vehicle for local agencies DUI Enforcement

EMERGENCY MEDICAL SERVICES

PROGRAM GOAL: TO SUPPORT RURAL FIRE DEPARTMENTS AND FIRE DISTRICTS WITH THE NECESSARY RESOURCES TO RESPOND TO TRAFFIC COLLISIONS IN RURAL ARIZONA.

PROGRAM OVERVIEW

GOHS provides limited funding to predominantly rural fire departments and fire districts to purchase equipment to assist emergency responders at the scene of traffic accidents. According to 2010 FARS data, 46.4 percent of traffic fatalities in Arizona were rural (354), even though most of Arizona's population resides in two counties – Maricopa and Pima.

PERFORMANCE PLAN

EQUIPMENT

GOHS provides extraction equipment to fire departments and fire districts throughout Arizona. Need is determined on number of fatal accidents and response time for the agency and if the agency received grant funding from GOHS within the last 3 fiscal years.

TRAINING

GOHS provides funding to the agencies to for training in order to properly work the equipment provided.

TASKS

SECTION 402

TASK 1 – FIRST RESPONDER EQUIPMENT

Project Summary: This task will fund the purchase of extrication equipment, including Power Units, Hydraulic Pumps, Combination tools (Jaws of Life), rescue struts and cribbing.

Agency	Amount
Avra Valley Fire District	\$ 22,380
Williams Fire Department	\$ 13,201
Arvaca Fire District	\$ 10,206
Fountain Hills Fire Department	\$ 8,414
Highlands Fire District	\$ 3,155
Total	\$57,356.00

TASK 2 – TRAINING

Project Summary: This task will provide funding for the Williams Fire Department to receive extrication training.

Agency	Amount
Williams Fire Department	\$ 1,200

TASK 3 – GOVERNOR’S OFFICE OF HIGHWAY SAFETY PROGRAM ADMINISTRATION

Project Summary: GOHS personnel will administer and manage the 402 Emergency Medical Services program. Functions include writing, managing and monitoring grants and contracts. GOHS personnel coordinate the activities and tasks outlined in the Highway Safety Plan and provide status reports and updates on project activity to the GOHS Director and other parties as required. GOHS personnel monitor project activity, prepare and maintain project documentation and evaluate task accomplishments for their grant portfolio.

Agency	Amount
GOHS – Program Administration	\$ 9,760

MOTORCYCLE SAFETY

**PROGRAM GOAL: TO DECREASE THE NUMBER OF
MOTORCYCLE FATALITIES.**

PROGRAM OVERVIEW

According to 2010 FARS data, motorcycle fatalities decreased 23.97 percent from 2009 (121 fatalities in 2009 to 92 fatalities in 2010) funds public awareness campaigns focusing on motorcycle safety and reminding the driving public to look out for motorcycles. Additionally, utilizing state motorcycle safety funds and with the Arizona Motorcycle Safety Advisory Council, GOHS funds statewide paid media campaigns promoting motorcycle safety.

PERFORMANCE PLAN

GOHS' goal in creating public awareness campaigns for motorcycle safety is three-fold:

1. Inform the general public to watch out for motorcycles
2. Inform the motorcyclist to ride safely in accordance with state law
3. Educate the motorcycle community on the danger of riding under the influence

TASKS

SECTION 402

TASK 1 - GOVERNOR'S OFFICE OF HIGHWAY SAFETY ANNUAL SURVEY – MOTORCYCLE HELMET USE

Project Summary: This task provides funding for GOHS' annual survey measuring the use of motorcycle helmets. This survey is conducted as part of GOHS' annual seatbelt survey.

Agency	Amount
GOHS – Annual Seatbelt Survey	\$ 11,200

SECTION 2010

TASK 1 – GOVERNOR'S OFFICE OF HIGHWAY SAFETY PAID MEDIA

Project Summary: GOHS will develop and implement paid media campaigns to promote public awareness of and compliance with Arizona's motorcycle laws, including distracted riding. This will include the creation of brochures, collateral material, print, electronic, radio and broadcast media.

Agency	Amount
GOHS	\$ 200,000

OCCUPANT PROTECTION

PROGRAM GOAL: TO IMPROVE THE USAGE OF SEATBELTS AND CHILD SAFETY SEATS TO REDUCE THE NUMBER OF FATALITIES AND INJURIES AS A RESULT OF VEHICULAR COLLISIONS.

PROGRAM OVERVIEW

GOHS accomplishes its goal of improving seatbelt and child safety seat usage through strong cohesive statewide enforcement campaigns with a united effort of “Buckle Up Arizona...It’s the Law!” Although currently a secondary seatbelt violation state, Arizona law enforcement agencies implement a zero-tolerance policy when encountering a non-usage of seatbelts in correlation with a stop for a traffic violation. Occupant protection enforcement has a consistent built-in component in all aspects of funded traffic projects.

Enforcement is supported by extensive education and public awareness activities. GOHS partners with public and private sectors to promote activities to enhance occupant protection. These include, but are not limited to, seatbelt and child safety seat classes, inspections and associated events.

PERFORMANCE PLAN

ENFORCEMENT

Arizona actively participates in the Buckle Up Arizona...It’s the Law/Click it or Ticket (“CIOT”) and “Child Passenger Safety” campaigns and related events. Funding is provided to top performing agencies for enforcement during these periods. GOHS strongly supports and funds projects directed toward enforcing Arizona’s occupant protection laws.

EDUCATION

GOHS continues to facilitate and develop the Children are Priceless Passengers (“CAPP”) program throughout the state. The program, although open to the general public, is directed towards violators of the child passenger safety laws. The CAPP program provides an opportunity for education on the proper installation and use of child safety seats. CAPP is currently at 15 locations and will be expanding to additional locations in FY 2013.

GOHS additionally funds and sponsors three child safety seat certification classes in three geographic areas across the state in proximity to individuals wanting to become certified technicians.

TASKS

SECTION 402

TASK 1 - OCCUPANT PROTECTION ENFORCEMENT AND EDUCATION

Project Summary: This task will support funding personnel services (overtime) and associated employee related expenses for law enforcement agencies to conduct enforcement of Arizona seatbelt and child safety seat laws. Funding will additionally be provided to fire departments to conduct child safety seat clinics within their jurisdiction.

Agency	Amount
Chandler Police Department	\$ 60,000
Phoenix Fire Department	\$ 60,000
Chandler Police Department	\$ 25,000
Tucson Police Department	\$ 23,000
Phoenix Police Department	\$ 20,000
Tempe Police Department	\$ 20,000
Glendale Police Department	\$ 10,000
Coconino County PHSD	\$ 3,960
Social Services Interagency Council LHC, Inc.	\$ 500
Total	\$222,460.00

TASK 2 – EQUIPMENT AND CHILD SAFETY SEATS

Project Summary: In addition to providing child safety seats through the CAPP program, GOHS provides funding to agencies to distribute child safety seats throughout their individual communities. The distribution of these seats is in combination with education to parents and guardians on proper installation of child safety seats.

Agency	Amount
Coconino County Public Health Services District	\$ 11,345
Maricopa Integrated Health System	\$ 10,000
Verde Valley Fire District	\$ 4,700
Rio Rico Fire District	\$ 3,000
Social Services Interagency Council LHC, Inc.	\$ 2,000
Nogales Police Department	\$ 1,200
Total	\$32,245.00

TASK 4 – OCCUPANT PROTECTION MATERIALS & SUPPLIES

Project Summary: This task provides funding to agencies to develop, print and distribute occupant protection public information materials and supplies.

Agency	Amount
Phoenix Police Department	\$ 3,000
Coconino County Public Health Services District	\$ 920
Verde Valley Fire District	\$ 300
Social Services Interagency Council LHC, Inc.	\$ 150
Total	\$4,370.00

TASK 5 – GOVERNOR’S OFFICE OF HIGHWAY SAFETY CHILDREN ARE PRICELESS PASSENGERS PROGRAM

Project Summary: The goal of GOHS’ innovative Children Are Priceless Passengers (“CAPP”) program is to improve the child seat usage rate in Arizona by increasing enforcement of child restraint laws by law enforcement agencies, increasing education of drivers about the importance of child safety seats and raising public awareness about the effectiveness of child safety seats. This task provides funding for the purchase of child safety seats and booster seats for distribution throughout the state. Additional funding is provided to certified instructors to provide educational and public safety awareness classes for the CAPP diversion program.

Agency	Amount
GOHS – CAPP Support	\$ 50,000
Total	\$ 50,000

TASK 6 – GOVERNOR’S OFFICE OF HIGHWAY SAFETY PROGRAM ADMINISTRATION

Project Summary: GOHS personnel will administer and manage 402 Occupant Protection programs. Functions include writing, managing and monitoring grants and contracts. GOHS personnel coordinate the activities and tasks outlined in the Highway Safety Plan and provide status reports and updates on project activity to the GOHS Director and other parties as required. GOHS personnel monitor project activity, prepare and maintain project documentation and evaluate task accomplishments for their grant portfolio.

Agency	Amount
GOHS – Program Administration	\$ 37,502

TASK 7 – GOVERNOR’S OFFICE OF HIGHWAY SAFETY PUBLIC INFORMATION & EDUCATION, OUTREACH

Project Summary: This task will provide funding for GOHS to design, print and distribute public information and education materials relating to occupant protection programs. Funding will additionally support GOHS’ “Public Safety Days” at the Arizona State Fair to provide the public information and education about Arizona occupant protection laws and general

traffic safety issues. Additionally, this task will support one dedicated storage unit for child safety seats and occupant protection materials.

Agency	Amount
GOHS - Public Safety Days	\$ 20,000
GOHS - PI&E	\$ 12,500
GOHS - Storage Unit	\$ 5,000
Total	\$37,500.00

TASK 8 – TRAVEL AND TRAINING

Project Summary: GOHS will hold its annual conference for judges with a curriculum focused on occupant protection and the CAPP program. This task will also provide funding for the 2013 Lifesavers conference.

Agency	Amount
Lifesavers	\$ 10,000
GOHS Conference	\$ 10,000
Total	\$20,000.00

TASK 9 – GOVERNOR’S OFFICE OF HIGHWAY SAFETY BUCKLE UP ARIZONA...IT’S THE LAW!/CLICK IT OR TICKET ENFORCEMENT AND MEDIA

Project Summary: This task will provide funding to the top performing law enforcement agencies for enforcement during the Buckle Up Arizona...It’s the Law!/Click it or Ticket campaign – based on the 2012 CIOT campaign. GOHS will determine these agencies in early January 2013. This task will also provide funding for paid media for the FFY 2013 Buckle Up Arizona...It’s the Law!/Click it or Ticket campaign.

Agency	Amount
GOHS – CIOT Enforcement	\$ 120,000
GOHS – CIOT Media	\$ 40,000
Total	\$ 160,000

TASK 10 – GOVERNOR’S OFFICE OF HIGHWAY SAFETY ANNUAL SEATBELT SURVEY

Project Summary: This task provides funding for GOHS’ annual seatbelt survey.

Agency	Amount
GOHS – Annual Seatbelt Survey	\$ 58,000

TASK 11 – GOVERNOR’S OFFICE OF HIGHWAY SAFETY PAID MEDIA

Project Summary: This task will provide funding for the development and distribution of paid media campaigns (electronic, print, radio and broadcast) to promote public awareness of and compliance with Arizona’s occupant protection, seatbelt and child safety seat laws.

Agency	Amount
GOHS – Media	\$ 30,000

PEDESTRIAN AND BICYCLE SAFETY

PROGRAM GOAL: TO DECREASE PEDESTRIAN AND BICYCLE FATALITIES AND INJURIES THROUGH ENFORCEMENT, EDUCATION AND PUBLIC AWARENESS.

PROGRAM OVERVIEW

This year, GOHS will continue to place an emphasis on school zone and pedestrian safety. GOHS is funding a number of agencies to conduct specific enforcement details in school zones and pedestrian crossings. This enforcement is combined with greater earned media from GOHS and the respective law enforcement agencies concerning the importance of obeying traffic laws in school zones and in pedestrian walkways. GOHS continues to provide funding for selected agencies to purchase bicycle helmets for distribution within their respective communities.

PERFORMANCE PLAN

ENFORCEMENT

GOHS provides overtime funding for selected agencies with identified problems with speeding through school zones and accidents involving motor vehicles and pedestrians and bicycles. With this funding, these agencies participate in “Wolf Pack” enforcement details within their communities to aggressively enforce school zone and pedestrian traffic laws.

PUBLIC AWARENESS

GOHS provides funding for agencies to purchase bicycle helmets for children to be utilized at public safety fairs and community events. Along with the distribution of helmets, agencies provide the public with important safety information concerning bicycle operation.

TASKS

SECTION 402

TASK 1 – PEDESTRIAN AND BICYCLE CROSSING ENFORCEMENT OVERTIME

Project Summary: This task provides funding for agencies to conduct “Wolf Pack” or other selective traffic enforcement of pedestrian crosswalk and bicycle right of way laws.

Agency	Amount
Gilbert Police Department	\$ 70,000
Phoenix Police Department	\$ 20,000
Tucson Police Department	\$ 20,000
Peoria Police Department	\$ 16,480
Northern Arizona University Police Department	\$ 2,500

Parker Police Department	\$ 300
Total	\$129,280.00

TASK 2 – SCHOOL ZONE ENFORCEMENT OVERTIME

Project Summary: This task provides funding for the Pima County Sheriff's Office and Peoria Police Department to conduct school zone and school bus safety enforcement.

Agency	Amount
Pima County Sheriff's Office	\$ 20,000
Peoria Police Department	\$ 1,000
Total	\$21,000.00

TASK 3 – BICYCLE HELMETS, PUBLIC INFORMATION & EDUCATION MATERIALS

Project Summary: This task will support the purchase of bicycle helmets and other materials (including the development of print and electronic media) for bicycle and pedestrian safety for events throughout the state.

Agency	Amount
Peoria Police Department	\$ 12,895
Yavapai County Sheriff's Office	\$ 2,000
Parker Police Department	\$ 1,000
Total	\$15,895.00

TASK 4 – PEDESTRIAN AND BICYCLE ENFORCEMENT EQUIPMENT

Project Summary: This task will support the purchase of bicycles for the University of Arizona Police Department to enforce pedestrian and bicycle laws on the campus and for the Northern Arizona University Police Department for the dissemination of information on pedestrian safety in the City of Phoenix.

Agency	Amount
University of Arizona Police Department	\$ 3,000
Northern Arizona University Police Department	\$ 2,097
Total	\$5,097.00

TASK 7 – GOVERNOR'S OFFICE OF HIGHWAY SAFETY PUBLIC INFORMATION & EDUCATION

Project Summary: This task will provide funding to the Governor's Office of Highway Safety for the development of public information and education materials relating to pedestrian and bicycle safety.

Agency	Amount
GOHS – PI&E	\$ 12,500
Total	\$12,500.00

TASK 8 - GOVERNOR'S OFFICE OF HIGHWAY SAFETY PROGRAM ADMINISTRATION

Project Summary: GOHS personnel will administer and manage 402 Pedestrian and Bicycle Safety programs. Functions include writing, managing and monitoring grants and contracts. GOHS personnel coordinate the activities and tasks outlined in the Highway Safety Plan and provide status reports and updates on project activity to the GOHS Director and other parties as required. GOHS personnel monitor project activity, prepare and maintain project documentation and evaluate task accomplishments for their grant portfolio.

Agency	Amount
GOHS – Program Administration	\$ 15,070

POLICE TRAFFIC SERVICES

PROGRAM GOAL: TO DECREASE THE NUMBER OF TRAFFIC FATALITIES ON ARIZONA ROADWAYS AND HIGHWAYS RESULTING FROM SPEEDING, AGGRESSIVE DRIVING, RED LIGHT RUNNING AND OTHER FORMS OF RISKY DRIVING BEHAVIOR.

PROGRAM OVERVIEW

Speeding is the number one contributor in fatal traffic accidents in Arizona. According to FARS, in 2010 there were 245 speed related fatalities (a 16.38% decrease from 2009), constituting 32.15% of all traffic fatalities. Impaired driving and speeding continue to be the leading causes of traffic fatalities in Arizona. Speed related fatalities have decreased since peaking at 584 in 2006 as a result of fewer vehicle miles traveled and stronger enforcement of Arizona traffic laws.

Law enforcement officers are aided with strong statutes governing speeding and aggressive driving. Arizona has a “Double Fine” program to reduce persistent speeding and aggressive driving violations by having the ability to suspend an individual’s driver’s license when 8 or more points are accumulated within a 12 month period. The “Double Fine” program is extended to speeding in excess of the posted speed limit in construction zones when workers are present.

Arizona aggressively prosecutes and adjudicates red light violators. GOHS has successfully funded programs with the City of Phoenix Police Department in an effort to crack down on red light drivers within Arizona’s largest city.



Figure 4 Police Package Motorcycle purchased with FFY 2011 funding from GOHS by the Mesa Police Department for continuous use for Traffic and DUI Enforcement

In addition to providing overtime for Selective Traffic Enforcement (“STEP”), GOHS funds laser and radar guns, speed trailers and aggressive driving vehicles for a number of law enforcement agencies.

PERFORMANCE PLAN

ENFORCEMENT

Funding is given to agencies with a proven track record of aggressively enforcing Arizona traffic laws. Particular attention is given to agencies with a high number of fatalities resulting from speeding or aggressive driving. GOHS looks to fund agencies implementing unique speed management and aggressive driving enforcement programs.

GOHS will continue to fund equipment – such as radar and laser guns – to law enforcement officers to more effectively enforce traffic laws. GOHS will increase the amount of sustained enforcement of speed and aggressive driver laws through overtime funding.

TASKS

SECTION 402

TASK 1 – SELECTIVE TRAFFIC ENFORCEMENT PROGRAMS

Project Summary: Selective Traffic Enforcement Programs (“STEP”) are sustained traffic enforcement campaigns conducted by law enforcement agencies throughout the year. Participating law enforcement agencies will enforce speed, aggressive driving, red light running and DUI laws. This task will fund related overtime and employee related expenses.

Agency	Amount
Maricopa County Sheriff's Office	\$ 40,000
Mesa Police Department	\$ 30,000
Pima County Sheriff's Office	\$ 30,000
Tucson Police Department	\$ 30,000
Pinal County Sheriff's Office	\$ 25,000
Tempe Police Department	\$ 25,000
Marana Police Department	\$ 20,017
Arizona Department of Public Safety	\$ 20,000
Peoria Police Department	\$ 20,000
Phoenix Police Department	\$ 20,000
Prescott Valley Police Department	\$ 15,000
Cochise County Sheriff's Office	\$ 10,000
Gila River Indian Community Police Department	\$ 10,000
Mohave County Sheriff's Office	\$ 10,000
Navajo County Sheriff's Office	\$ 10,000
Pinetop - Lakeside Police Department	\$ 10,000
Prescott Police Department	\$ 10,000
San Luis Police Department	\$ 10,000
Yavapai County Sheriff's Office	\$ 10,000
Sahuarita Police Department	\$ 8,000
St. Johns Police Department	\$ 8,000
Nogales Police Department	\$ 7,500
Cottonwood Police Department	\$ 6,000
Springerville Police Department	\$ 6,000
Apache County Sheriff's Office	\$ 5,000
Flagstaff Police Department	\$ 5,000
Florence Police Department	\$ 5,000

Agency	Amount
Safford Police Department	\$ 5,000
Benson Police Department	\$ 3,500
Jerome Police Department	\$ 3,000
Payson Police Department	\$ 3,000
Maricopa Police Department	\$ 2,000
Williams Police Department	\$ 1,750
Total	\$18,250.00

TASK 2 – EQUIPMENT

Project Summary: This task will fund equipment, such as police package motorcycles, speed trailers, LASER and Radar guns and tint meters to aide in the enforcement of Arizona traffic laws.

Agency	Amount
Marana Police Department	\$ 54,000
Maricopa County Sheriff's Office	\$ 30,000
Sierra Vista Police Department	\$ 26,191
Arizona Department of Public Safety	\$ 20,000
Bullhead City Police Department	\$ 16,121
Coolidge Police Department	\$ 16,000
Tempe Police Department	\$ 13,830
Pima County Sheriff's Office	\$ 13,760
Phoenix Police Department	\$ 12,752
Mesa Police Department	\$ 12,150
Mesa Police Department	\$ 9,061
Tucson Police Department	\$ 8,238
Oro Valley Police Department	\$ 7,000
San Luis Police Department	\$ 4,400
Yavapai County Sheriff's Office	\$ 4,293
Safford Police Department	\$ 4,003
Surprise Police Department	\$ 3,900
Prescott Valley Police Department	\$ 3,536
Benson Police Department	\$ 3,099
Springerville Police Department	\$ 3,036
Douglas Police Department	\$ 2,805
Williams Police Department	\$ 2,610
Pinetop - Lakeside Police Department	\$ 2,200
Total	\$272,985.00

TASK 3 – MATERIALS AND SUPPLIES

Project Summary: This task will support funding for materials and supplies for use in public education and awareness campaigns on speeding and aggressive driving.

Agency	Amount
St. Johns Police Department	\$ 2,451
Chino Valley Police Department	\$ 200
Total	\$2,651.00

TASK 4 – GOVERNOR’S OFFICE OF HIGHWAY SAFETY TRAVEL

Project Summary: This task will support funding for the 2013 Lifesavers Conference.

Agency	Amount
GOHS - Lifesavers	\$ 10,000

TASK 5 – GOVERNOR’S OFFICE OF HIGHWAY SAFETY SPEED SURVEY

Project Summary: This task will provide funding for the annual attitudinal survey on speeding.

Agency	Amount
GOHS - Survey	\$ 12,000

TASK 6 – GOVERNOR’S OFFICE OF HIGHWAY SAFETY PROGRAM ADMINISTRATION

Project Summary: GOHS personnel will administer and manage the 402 Police Traffic Services program. Functions include writing, managing and monitoring grants and contracts. GOHS personnel coordinate the activities and tasks outlined in the Highway Safety Plan and provide status reports and updates on project activity to the GOHS Director and other parties as required. GOHS personnel monitor project activity, prepare and maintain project documentation and evaluate task accomplishments for their grant portfolio.

Agency	Amount
GOHS – Program Administration	\$ 143,055

TASK 7 – GOVERNOR’S OFFICE OF HIGHWAY SAFETY PAID MEDIA

Project Summary: This task will provide funding for Paid Media.

Agency	Amount
GOHS – Paid Media	\$ 15,000

ROADWAY SAFETY

PROGRAM GOAL: TO DEVELOP EFFECTIVE SAFETY MESSAGES AND OUTREACH STRATEGIES TO PROMOTE SAFETY FOR ALL USERS OF ARIZONA ROADWAYS AND HIGHWAYS.

PROGRAM OVERVIEW

GOHS funds roadway safety programs to create public awareness campaigns to promote safety with all users of Arizona roadways and highways.

PERFORMANCE PLAN

Public awareness campaigns will be created with the Arizona Transportation Education Foundation. The focus of the Arizona Transportation Education Foundation will be to continue the successful *Share the Road* campaign, educating the general public and truckers about truck safety.

TASKS

SECTION 402

TASK 1 – ARIZONA TRANSPORTATION EDUCATION FOUNDATION

Project Summary: This task will fund personnel services to the Arizona Transportation Education Foundation for the *Share the Road* campaign.

Agency	Amount
Phoenix Street Transportation	\$ 6,000

TASK 2 – MATERIALS AND SUPPLIES

Project Summary: This task will fund Materials and Supplies for School Signs, Bike to School Helmets, Reflective Arm/Leg Bands, Literature, Pedestrian/Bicycle Safety Electronic Applications and Buckle up Signs.

Agency	Amount
Phoenix Street Transportation	\$ 35,000

TASK 3 – GOVERNOR’S OFFICE OF HIGHWAY SAFETY PROGRAM ADMINISTRATION

Project Summary: GOHS personnel will administer and manage the 402 Roadway Safety program. Functions include writing, managing and monitoring grants and contracts. GOHS personnel coordinate the activities and tasks outlined in the Highway Safety Plan and provide status reports and updates on project activity to the GOHS Director and other parties as required. GOHS personnel monitor project activity, prepare and maintain project documentation and evaluate task accomplishments for their grant portfolio. Funding will support personnel services, employee related expenses, and other operating expenses for GOHS grant manager and grant project coordinators.

Agency	Amount
GOHS – Program Administration	\$ 5,250

TRAFFIC RECORDS

PROGRAM GOAL: TO ENHANCE AND IMPROVE THE COLLECTION AND ANALYSIS OF STATISTICAL DATA RELATED TO TRAFFIC SAFETY.

PROGRAM OVERVIEW

The Arizona Department of Transportation's Motor Vehicle Division ("MVD") collects, manages and analyzes Arizona traffic record data for GOHS. With funding from GOHS, MVD and the Traffic Records Coordinating Committee ("TRCC") maintain the database for accident crash fatalities and injuries.

In the last year, Arizona has made tremendous improvements with processing traffic data, including the redesign of the Crash Report Form and the implementation of AZ TraCS software for data collection.

The goal of Arizona's Traffic Records program is to ensure that GOHS, ADOT and law enforcement has access to accurate and complete data. This data is critical to identifying problem areas that need to be addressed with funding from GOHS.

PERFORMANCE PLAN

The TRCC, at the direction of GOHS and MVD and continue to work on a number of projects to enhance the collection of traffic data in Arizona. In FFY 2011-2012, Arizona as requested by statute installed over 19,000 ignition Interlock systems.

TASK 1 – EQUIPMENT (TOUGHBOOK TABLETS, E CITATION DEVICES)

Agency	Amount
Arizona Department of Public Safety	\$ 25,350
Oro Valley Police Department	\$ 13,390
Total	\$ 38,740

SECTION 408

TASK 1 – ARIZONA DEPARTMENT OF TRANSPORTATION

Project Summary: This task provides funding to the Arizona Department of Transportation’s Motor Vehicle Division to manage projects relating to the collection, evaluation and analysis of traffic data throughout the State of Arizona.

Agency	Amount
Arizona Department of Transportation – Motor Vehicle Division	\$ 500,000

SECTION 402

TASK 3 – GOVERNOR’S OFFICE OF HIGHWAY SAFETY PROGRAM ADMINISTRATION

Project Summary: GOHS personnel will administer and manage the 402 Traffic Records program. Functions include writing, managing and monitoring grants and contracts. GOHS personnel coordinate the activities and tasks outlined in the Highway Safety Plan and provide status reports and updates on project activity to the GOHS Director and other parties as required. GOHS personnel monitor project activity, prepare and maintain project documentation and evaluate task accomplishments for their grant portfolio. Funding will support personnel services, employee related expenses, and other operating expenses for GOHS grant manager and grant project coordinators.

Agency	Amount
GOHS – Program Administration	\$5,591

PROGRAM COST SUMMARY

23 CFR 1250 requires States to provide at least 40% of Federal funds toward local agencies and political subdivisions. For FY 2013, 57.90% or \$3,681,561 is directed toward local agencies. 42.10% or \$2,676,627 is directed toward GOHS or other state agencies.

Planning and Administration						
Agency Name	Fund	Program Area	Task	Local	State	Total
GOHS - P&A	402	PA	1		\$ 340,000	\$ 340,000
Total					\$ 340,000	\$ 340,000

Accident Investigation						
Agency	Fund	Program Area	Task	Local	State	Total
Maricopa County Sheriff's Office	402	AI	1	\$ 30,000		\$ 30,000
Arizona Department of Public Safety	402	AI	2		\$ 40,000	\$ 40,000
Glendale Police Department	402	AI	2	\$ 20,000		\$ 20,000
Casa Grande Police Department	402	AI	2	\$ 7,771		\$ 7,771
Marana Police Department	402	AI	2	\$ 6,500		\$ 6,500
Prescott Valley Police Department	402	AI	2	\$ 4,358		\$ 4,358
GOHS - IPTM Training	402	AI	3		\$ 42,000	\$ 42,000
Phoenix Police Department	402	AI	3	\$ 11,101		\$ 11,101
Glendale Police Department	402	AI	3	\$ 6,000		\$ 6,000
EL Mirage Police Department	402	AI	3	\$ 5,000		\$ 5,000
Casa Grande Police Department	402	AI	3	\$ 1,432		\$ 1,432
GOHS Salaries & ERE	402	AI	4		\$ 16,672	\$ 16,672
Total				\$ 92,162	\$ 98,672	\$ 190,834

Alcohol and Other Drugs						
Agency	Fund	Program Area	Task	Local	State	Total
Marana Police Department	402	AL	1	\$ 45,000		\$ 45,000
MADD	402	AL	1	\$ 40,000		\$ 40,000
Oro Valley Police Department	402	AL	1	\$ 35,000		\$ 35,000
Sierra Vista Police Department	402	AL	1	\$ 32,000		\$ 32,000
Arizona Department of Liquor Licenses & Control	402	AL	1		\$ 30,000	\$ 30,000
Flagstaff Police Department	402	AL	1	\$ 30,000		\$ 30,000
La Paz County Sheriff's Office	402	AL	1	\$ 30,000		\$ 30,000
Prescott Valley Police Department	402	AL	1	\$ 27,000		\$ 27,000
Avondale Police Department	402	AL	1	\$ 25,000		\$ 25,000
Prescott Police Department	402	AL	1	\$ 25,000		\$ 25,000
Yuma Police Department	402	AL	1	\$ 25,000		\$ 25,000
Phoenix Fire Department	402	AL	1	\$ 20,000		\$ 20,000
University of Arizona Police Department	402	AL	1		\$ 20,000	\$ 20,000
Cochise County Sheriff's Office	402	AL	1	\$ 20,000		\$ 20,000
Maricopa Police Department	402	AL	1	\$ 16,000		\$ 16,000
Tolleson Police Department	402	AL	1	\$ 16,000		\$ 16,000
Arizona State University	402	AL	1		\$ 15,000	\$ 15,000
Chino Valley Police Department	402	AL	1	\$ 15,000		\$ 15,000
Cottonwood Police Department	402	AL	1	\$ 15,000		\$ 15,000
El Mirage Police Department	402	AL	1	\$ 15,000		\$ 15,000
Douglas Police Department	402	AL	1	\$ 13,000		\$ 13,000
Coolidge Police Department	402	AL	1	\$ 12,300		\$ 12,300
Mohave County Sheriff's Office	402	AL	1	\$ 11,000		\$ 11,000
Clifton Police Department	402	AL	1	\$ 10,000		\$ 10,000
Navajo County Sheriff's Office	402	AL	1	\$ 10,000		\$ 10,000
Nogales Police Department	402	AL	1	\$ 10,000		\$ 10,000
Pima Community College Public Safety	402	AL	1	\$ 10,000		\$ 10,000
Pinetop-Lakeside Police Department	402	AL	1	\$ 10,000		\$ 10,000
San Luis Police Department	402	AL	1	\$ 10,000		\$ 10,000
Springerville Police Department	402	AL	1	\$ 10,000		\$ 10,000
St. Johns Police Department	402	AL	1	\$ 8,000		\$ 8,000
Safford Police Department	402	AL	1	\$ 7,500		\$ 7,500
Show Low Police Department	402	AL	1	\$ 7,040		\$ 7,040
Willcox Police Department	402	AL	1	\$ 6,000		\$ 6,000
Clarkdale Police Department	402	AL	1	\$ 5,894		\$ 5,894
Jerome Police Department	402	AL	1	\$ 3,000		\$ 3,000
Payson Police Department	402	AL	1	\$ 3,000		\$ 3,000
Parker Police Department	402	AL	1	\$ 2,000		\$ 2,000

Alcohol and Other Drugs						
Agency	Fund	Program Area	Task	Local	State	Total
Williams Police Department	402	AL	1	\$ 1,750		\$ 1,750
Marana Police Department	402	AL	2	\$ 5,000		\$ 5,000
San Luis Police Department	402	AL	2	\$ 2,200		\$ 2,200
Sierra Vista Police Department	402	AL	2	\$ 2,000		\$ 2,000
Clifton Police Department	402	AL	2	\$ 1,697		\$ 1,697
University of Arizona Police Department	402	AL	2		\$ 1,500	\$ 1,500
Maricopa Police Department	402	AL	2	\$ 1,000		\$ 1,000
Willcox Police Department	402	AL	2	\$ 1,000		\$ 1,000
Coolidge Police Department	402	AL	2	\$ 800		\$ 800
Clarkdale Police Department	402	AL	2	\$ 570		\$ 570
GOHS - Judges Conference	402	AL	3		\$ 30,000	\$ 30,000
Cochise County Sheriff's Office	402	AL	3	\$ 14,500		\$ 14,500
GOHS - Lifesavers	402	AL	3		\$ 10,000	\$ 10,000
Arizona Department of Public Safety	402	AL	3		\$ 6,230	\$ 6,230
Maricopa County Attorney's Office	402	AL	3	\$ 3,115		\$ 3,115
BACIC	402	AL	4	\$ 4,050		\$ 4,050
Arizona Department of Liquor Licenses & Control	402	AL	4	\$ 1,000		\$ 1,000
Coolidge Police Department	402	AL	4	\$ 800		\$ 800
St. Johns Police Department	402	AL	4	\$ 726		\$ 726
Clifton Police Department	402	AL	4	\$ 471		\$ 471
Safford Police Department	402	AL	4	\$ 200		\$ 200
Arizona SADD	402	AL	5	\$ 62,000		\$ 62,000
BACIC	402	AL	5	\$ 21,950		\$ 21,950
GOHS - Program Administration	402	AL	7		\$ 108,050	\$ 108,050
GOHS - Alcohol Survey	402	AL	8		\$ 10,000	\$ 10,000
GOHS - Public Safety Days	402	AL	9		\$ 20,000	\$ 20,000
GOHS - PI&E Alcohol	402	AL	9		\$ 15,000	\$ 15,000
GOHS - Storage Unit	402	AL	9		\$ 5,000	\$ 5,000
Maricopa County Sheriff's Office	410	AL	1	\$ 160,000		\$ 160,000
Scottsdale Police Department	410	AL	1	\$ 150,000		\$ 150,000
Tucson Police Department	410	AL	1	\$ 150,000		\$ 150,000
Mesa Police Department	410	AL	1	\$ 120,000		\$ 120,000
Pima County Sheriff's Office	410	AL	1	\$ 110,000		\$ 110,000
Phoenix Police Department	410	AL	1	\$ 100,000		\$ 100,000
Gilbert Police Department	410	AL	1	\$ 99,076		\$ 99,076
Arizona Department of Public Safety	410	AL	1		\$ 80,000	\$ 80,000
Arizona Department of Public Safety	410	AL	1		\$ 80,000	\$ 80,000
Chandler Police Department	410	AL	1	\$ 65,000		\$ 65,000

Alcohol and Other Drugs						
Agency	Fund	Program Area	Task	Local	State	Total
Salt River Pima Maricopa Indian Community	410	AL	1	\$ 60,000		\$ 60,000
Tempe Police Department	410	AL	1	\$ 40,000		\$ 40,000
Pinal County Sheriff's Office	410	AL	1	\$ 40,000		\$ 40,000
Peoria Police Department	410	AL	1	\$ 40,000		\$ 40,000
Buckeye Police Department	410	AL	1	\$ 30,000		\$ 30,000
Phoenix Police Department	410	AL	1	\$ 30,000		\$ 30,000
Gila River Police Department	410	AL	1	\$ 30,000		\$ 30,000
Yavapai County Sheriff's Office	410	AL	1	\$ 29,700		\$ 29,700
Surprise Police Department	410	AL	1	\$ 26,460		\$ 26,460
Casa Grande Police Department	410	AL	1	\$ 25,000		\$ 25,000
Kingman Police Department	410	AL	1	\$ 20,000		\$ 20,000
Camp Verde Marshal's Office	410	AL	1	\$ 11,000		\$ 11,000
Apache County Sheriff's Office	410	AL	1	\$ 5,000		\$ 5,000
Navajo County Sheriff's Office	410	AL	2	\$ 25,000		\$ 25,000
Surprise Police Department	410	AL	2	\$ 25,000		\$ 25,000
Chandler Police Department	410	AL	2	\$ 14,617		\$ 14,617
Gilbert Police Department	410	AL	2	\$ 5,912		\$ 5,912
Tucson Police Department	410	AL	2	\$ 5,037		\$ 5,037
Apache County Sheriff's Office	410	AL	2	\$ 5,000		\$ 5,000
Pima County Sheriff's Office	410	AL	2	\$ 5,000		\$ 5,000
Pinal County Sheriff's Office	410	AL	2	\$ 5,000		\$ 5,000
Yavapai County Sheriff's Office	410	AL	2	\$ 4,604		\$ 4,604
Tempe Police Department	410	AL	2	\$ 4,143		\$ 4,143
Peoria Police Department	410	AL	2	\$ 4,000		\$ 4,000
Gila River Police Department	410	AL	2	\$ 1,637		\$ 1,637
Yavapai County Sheriff's Office	410	AL	3	\$ 4,500		\$ 4,500
Tempe Police Department	410	AL	3	\$ 220		\$ 220
Apache County Sheriff's Office	410	AL	3	\$ 200		\$ 200
City of Phoenix Prosecutor's Office	410	AL	4	\$ 110,523		\$ 110,523
GOHS - Program Administration	410	AL	5		\$ 111,000	\$ 111,000
GOHS - Paid Media	410	AL	6		\$ 200,000	\$ 200,000
GOHS - DRE/SFST Support	410	AL	7		\$ 100,000	\$ 100,000
GOHS - DRE Conference	410	AL	7		\$ 78,000	\$ 78,000
GOHS - Phlebotomy Support	410	AL	7		\$ 50,000	\$ 50,000
Arizona Department of Public Safety	410	AL	7		\$ 10,000	\$ 10,000
Chandler Police Department	410	AL	7	\$ 5,308		\$ 5,308
GOHS - School Alcohol Education	410	AL	8		\$ 15,000	\$ 15,000
City of Phoenix Prosecutor's Office	410	AL	9	\$ 10,000		\$ 10,000

Alcohol and Other Drugs						
Agency	Fund	Program Area	Task	Local	State	Total
Glendale Police Department	410-HF	AL	1	\$ 40,000		\$ 40,000
Arizona Department of Public Safety	410-HF	AL	1		\$ 25,000	\$ 25,000
Maricopa County Sheriff's Office	410-HF	AL	1	\$ 25,000		\$ 25,000
Chandler Police Department	410-HF	AL	1	\$ 25,000		\$ 25,000
Goodyear Police Department	410-HF	AL	1	\$ 24,000		\$ 24,000
Total				\$ 2,394,800	\$ 1,020,780	\$ 3,415,580

Traffic Records						
Agency	Fund	Program Area	Task	Local	State	Total
Arizona Department of Transportation	408	TR	1		\$ 500,000	\$ 500,000
Arizona Department of Public Safety	402	TR	1		\$ 25,350	\$ 25,350
Oro Valley Police Department	402	TR	1	\$ 13,390		\$ 13,390
GOHS - Program Administration	402	TR	2		\$ 5,591	\$ 5,591
Total				\$ 13,390	\$ 530,941	\$ 544,331

Emergency Medical Services						
Agency	Fund	Program Area	Task	Local	State	Total
Avra Valley Fire District	402	EM	1	\$ 22,380		\$ 22,380
Williams Fire Department	402	EM	1	\$ 13,201		\$ 13,201
Arivaca Fire District	402	EM	1	\$ 10,206		\$ 10,206
Fountain Hills Fire Department	402	EM	1	\$ 8,414		\$ 8,414
Highlands District	402	EM	1	\$ 3,155		\$ 3,155
Williams Fire Department	402	EM	2	\$ 1,200		\$ 1,200
GOHS - Program Administration	402	EM	3		\$ 9,760	\$ 9,760
Total				\$ 58,556	\$ 9,760	\$ 68,316

Motorcycle Safety						
Agency Name	Fund	Program Area	Task	Local	State	Total
GOHS - Survey	402	MS	1		\$ 11,200	\$ 11,200
GOHS - Paid Media	2010	MS	1		\$ 200,000	\$ 200,000
Total					\$ 211,200	\$ 211,200

Occupant Protection						
Agency	Fund	Program Area	Task	Local	State	Total
Chandler Police Department	402	OP	1	\$ 60,000		\$ 60,000
Phoenix Fire Department	402	OP	1	\$ 60,000		\$ 60,000
Chandler Fire Department	402	OP	1	\$ 25,000		\$ 25,000
Tucson Police Department	402	OP	1	\$ 23,000		\$ 23,000
Phoenix Police Department	402	OP	1	\$ 20,000		\$ 20,000

Occupant Protection

Agency	Fund	Program Area	Task	Local	State	Total
Tempe Police Department	402	OP	1	\$ 20,000		\$ 20,000
Glendale Police Department	402	OP	1	\$ 10,000		\$ 10,000
Coconino County Public Health Services District	402	OP	1	\$ 3,960		\$ 3,960
Social Services Interagency Council LHC, Inc.	402	OP	1	\$ 500		\$ 500
Coconino County Public Health Services District	402	OP	2	\$ 11,345		\$ 11,345
Maricopa Integrated Health System	402	OP	2	\$ 10,000		\$ 10,000
Verde Valley Fire Department	402	OP	2	\$ 4,700		\$ 4,700
Rio Rico Fire Department	402	OP	2	\$ 3,000		\$ 3,000
Social Services Interagency Council LHC, Inc.	402	OP	2	\$ 2,000		\$ 2,000
Nogales Police Department	402	OP	2	\$ 1,200		\$ 1,200
Phoenix Police Department	402	OP	4	\$ 3,000		\$ 3,000
Coconino County Public Health Services District	402	OP	4	\$ 920		\$ 920
Verde Valley Fire Department	402	OP	4	\$ 300		\$ 300
Social Services Interagency Council LHC, Inc.	402	OP	4	\$ 150		\$ 150
GOHS - CAPP Support	402	OP	5		\$ 50,000	\$ 50,000
GOHS - Program Administration	402	OP	6		\$ 37,502	\$ 37,502
GOHS - Public Safety Days	402	OP	7		\$ 20,000	\$ 20,000
GOHS - PI&E	402	OP	7		\$ 12,500	\$ 12,500
GOHS - Storage Unit	402	OP	7		\$ 5,000	\$ 5,000
GOHS - Lifesavers	402	OP	8		\$ 10,000	\$ 10,000
GOHS - Judges Conference	402	OP	8		\$ 10,000	\$ 10,000
GOHS - CIOT Enforcement	402	OP	9		\$ 120,000	\$ 120,000
GOHS - CIOT Media	402	OP	9		\$ 40,000	\$ 40,000
GOHS - Seatbelt Survey	402	OP	10		\$ 58,000	\$ 58,000
GOHS - OP Media	402	OP	11		\$ 30,000	\$ 30,000
Total				\$ 259,075	\$ 393,002	\$ 652,077

Pedestrian and Bicycle Safety

Agency	Fund	Program Area	Task	Local	State	Amount
Gilbert Police Department	402	PS	1	\$ 70,000		\$ 70,000
Phoenix Police Department	402	PS	1	\$ 20,000		\$ 20,000
Tucson Police Department	402	PS	1	\$ 20,000		\$ 20,000
Peoria Police Department	402	PS	1	\$ 16,480		\$ 16,480
NAU Police Department	402	PS	1		\$ 2,500	\$ 2,500
Parker Police Department	402	PS	1	\$ 300		\$ 300
Pima County Sheriff's Office	402	PS	2	\$ 20,000		\$ 20,000

Pedestrian and Bicycle Safety						
Agency	Fund	Program Area	Task	Local	State	Amount
Peoria Police Department	402	PS	2	\$ 1,000		\$ 1,000
Peoria Police Department	402	PS	3	\$ 12,895		\$ 12,895
Yavapai County Sheriff's Office	402	PS	3	\$ 2,000		\$ 2,000
Parker Police Department	402	PS	3	\$ 1,000		\$ 1,000
University of Arizona Police Department	402	PS	4		\$ 3,000	\$ 3,000
NAU Police Department	402	PS	4		\$ 2,097	\$ 2,097
GOHS - PI&E	402	PS	7		\$ 12,500	\$ 12,500
GOHS - Program Administration	402	PS	8		\$ 15,070	\$ 15,070
Total				\$ 163,675	\$ 35,167	\$ 198,842

Police Traffic Services						
Agency	Fund	Program Area	Task	Local	State	Amount
Maricopa County Sheriff's Office	402	PT	1	\$ 40,000		\$ 40,000
Mesa Police Department	402	PT	1	\$ 30,000		\$ 30,000
Pima County Sheriff's Office	402	PT	1	\$ 30,000		\$ 30,000
Tucson Police Department	402	PT	1	\$ 30,000		\$ 30,000
Pinal County Sheriff's Office	402	PT	1	\$ 25,000		\$ 25,000
Tempe Police Department	402	PT	1	\$ 25,000		\$ 25,000
Marana Police Department	402	PT	1	\$ 20,017		\$ 20,017
Arizona Department of Public Safety	402	PT	1		\$ 20,000	\$ 20,000
Peoria Police Department	402	PT	1	\$ 20,000		\$ 20,000
Phoenix Police Department	402	PT	1	\$ 20,000		\$ 20,000
Prescott Valley Police Department	402	PT	1	\$ 15,000		\$ 15,000
Cochise County Sheriff's Office	402	PT	1	\$ 10,000		\$ 10,000
Gila River Police Department	402	PT	1	\$ 10,000		\$ 10,000
Mohave County Sheriff's Office	402	PT	1	\$ 10,000		\$ 10,000
Navajo County Sheriff's Office	402	PT	1	\$ 10,000		\$ 10,000
Pinetop - Lakeside Police Department	402	PT	1	\$ 10,000		\$ 10,000
Prescott Police Department	402	PT	1	\$ 10,000		\$ 10,000
San Luis Police Department	402	PT	1	\$ 10,000		\$ 10,000
Yavapai County Sheriff's Office	402	PT	1	\$ 10,000		\$ 10,000
Sahuarita Police Department	402	PT	1	\$ 8,000		\$ 8,000
St. Johns Police Department	402	PT	1	\$ 8,000		\$ 8,000
Nogales Police Department	402	PT	1	\$ 7,500		\$ 7,500
Cottonwood Police Department	402	PT	1	\$ 6,000		\$ 6,000
Springerville Police Department	402	PT	1	\$ 6,000		\$ 6,000
Apache County Sheriff's Office	402	PT	1	\$ 5,000		\$ 5,000
Flagstaff Police Department	402	PT	1	\$ 5,000		\$ 5,000
Florence Police Department	402	PT	1	\$ 5,000		\$ 5,000

Police Traffic Services

Agency	Fund	Program Area	Task	Local	State	Amount
Stafford Police Department	402	PT	1	\$ 5,000		\$ 5,000
Benson Police Department	402	PT	1	\$ 3,500		\$ 3,500
Jerome Police Department	402	PT	1	\$ 3,000		\$ 3,000
Payson Police Department	402	PT	1	\$ 3,000		\$ 3,000
Maricopa Police Department	402	PT	1	\$ 2,000		\$ 2,000
Williams Police Department	402	PT	1	\$ 1,750		\$ 1,750
Marana Police Department	402	PT	2	\$ 54,000		\$ 54,000
Maricopa County Sheriff's Office	402	PT	2	\$ 30,000		\$ 30,000
Sierra Vista Police Department	402	PT	2	\$ 26,191		\$ 26,191
Arizona Department of Public Safety	402	PT	2		\$ 20,000	\$ 20,000
Bullhead City Police Department	402	PT	2	\$ 16,121		\$ 16,121
Coolidge Police Department	402	PT	2	\$ 16,000		\$ 16,000
Tempe Police Department	402	PT	2	\$ 13,830		\$ 13,830
Pima County Sheriff's Office	402	PT	2	\$ 13,760		\$ 13,760
Phoenix Police Department	402	PT	2	\$ 12,752		\$ 12,752
Mesa Police Department	402	PT	2	\$ 12,150		\$ 12,150
Mesa Police Department	402	PT	2	\$ 9,061		\$ 9,061
Tucson Police Department	402	PT	2	\$ 8,238		\$ 8,238
Oro Valley Police Department	402	PT	2	\$ 7,000		\$ 7,000
San Luis Police Department	402	PT	2	\$ 4,400		\$ 4,400
Yavapai County Sheriff's Office	402	PT	2	\$ 4,293		\$ 4,293
Stafford Police Department	402	PT	2	\$ 4,003		\$ 4,003
Surprise Police Department	402	PT	2	\$ 3,900		\$ 3,900
Prescott Valley Police Department	402	PT	2	\$ 3,536		\$ 3,536
Benson Police Department	402	PT	2	\$ 3,099		\$ 3,099
Springerville Police Department	402	PT	2	\$ 3,036		\$ 3,036
Douglas Police Department	402	PT	2	\$ 2,805		\$ 2,805
Williams Police Department	402	PT	2	\$ 2,610		\$ 2,610
Pinetop-Lakeside Police Department	402	PT	2	\$ 2,200		\$ 2,200
St. Johns Police Department	402	PT	3	\$ 2,451		\$ 2,451
Chino Valley Police Department	402	PT	3	\$ 200		\$ 200
GOHS - Lifesavers	402	PT	4		\$ 10,000	\$ 10,000
GOHS - Speed Survey	402	PT	5		\$ 12,000	\$ 12,000
GOHS - Program Administration	402	PT	6		\$ 143,055	\$ 143,055
GOHS – Paid Media	402	PT	7		\$ 15,000	\$ 15,000
Total				\$ 659,403	\$ 220,055	\$ 879,458

Roadway Safety

Agency Name	Fund	Program Area	Task	Local	State	Total
Phoenix Street Transportation	402	RS	1	\$ 35,000		\$ 35,000
Phoenix Street Transportation	402	RS	2	\$ 6,000		\$ 6,000
GOHS - Program Administration	402	RS	2		\$ 5,250	\$ 5,250
Total				\$ 41,000	\$ 5,250	\$ 46,250

U.S. Department of Transportation National Highway Traffic Safety Administration
Highway Safety Plan Transaction
 2013-HSP-1
 Posted: 08/22/2012

Program Area	Line	Action	Project	Description	State	Current Fiscal Year Funds	Carry Forward Funds	Share to Local
NHTSA								
NHTSA 402								
Planning and Administration								
	11	Plan	PA-2013-00-00-00			\$340,000.00	\$340,000.00	\$0.00
			Planning and Administration Total			\$340,000.00	\$340,000.00	\$0.00
Alcohol								
	3	Plan	AL-2013-00-00-00			\$271,780.00	\$975,143.00	\$0.00
			Alcohol Total			\$271,780.00	\$975,143.00	\$0.00
Emergency Medical Services								
	4	Plan	EM-2013-00-00-00			\$9,760.00	\$68,315.82	\$0.00
			Emergency Medical Services Total			\$9,760.00	\$68,315.82	\$0.00
Motorcycle Safety								
	5	Plan	MC-2013-00-00-00			\$11,200.00	\$11,200.00	\$0.00
			Motorcycle Safety Total			\$11,200.00	\$11,200.00	\$0.00
Occupant Protection								
	6	Plan	OP-2013-00-00-00			\$393,802.00	\$652,877.00	\$0.00
			Occupant Protection Total			\$393,802.00	\$652,877.00	\$0.00
Pedestrian/Bicycle Safety								
	7	Plan	PS-2013-00-00-00			\$35,167.00	\$198,842.00	\$0.00
			Pedestrian/Bicycle Safety Total			\$35,167.00	\$198,842.00	\$0.00
Police Traffic Services								
	8	Plan	PT-2013-00-00-00			\$220,055.00	\$879,458.00	\$0.00
			Police Traffic Services Total			\$220,055.00	\$879,458.00	\$0.00
Traffic Records								
	10	Plan	TR-2013-00-00-00			\$30,941.00	\$44,331.00	\$0.00

U.S. Department of Transportation National Highway Traffic Safety Administration
Highway Safety Plan Transaction
 2013-HSP-1
 Posted: 08/22/2012

Program Area	Line	Action	Project	Description	State	Current Fiscal Year Funds	Carry Forward Funds	Share to Local	
Traffic Records Total						\$30,941.00	\$44,331.00	\$0	\$13,390.00
Accident Investigation									
	2	Plan	AI-2013-00-00-00			\$98,672.00	\$190,834.00	\$0	\$92,162.00
Accident Investigation Total						\$98,672.00	\$190,834.00	\$0	\$92,162.00
Roadway Safety									
	9	Plan	RS-2013-00-00-00			\$5,250.00	\$46,250.00	\$0	\$41,000.00
NHTSA 402 Total						\$1,416,627.00	\$3,407,250.82	\$0	\$1,990,623.82
Roadway Safety Total						\$5,250.00	\$46,250.00	\$0	\$41,000.00
408 Data Program Incentive									
408 Data Program SAFETEA-LU									
	12	Plan	K9-2013-00-00-00			\$500,000.00	\$500,000.00	\$0	\$0
408 Data Program Incentive Total						\$500,000.00	\$500,000.00	\$0	\$0
408 Data Program SAFETEA-LU Total						\$500,000.00	\$500,000.00	\$0	\$0
410 Alcohol SAFETEA-LU									
	13	Plan	K8-2013-00-00-00			\$613,000.00	\$2,189,937.00	\$0	\$1,576,937.00
410 Alcohol SAFETEA-LU Total						\$613,000.00	\$2,189,937.00	\$0	\$1,576,937.00
410 Alcohol SAFETEA-LU Total						\$613,000.00	\$2,189,937.00	\$0	\$1,576,937.00
410 High Fatality Rate									
410 High Fatality Rate									
	14	Plan	K8FR-2013-00-00-00			\$25,000.00	\$139,000.00	\$0	\$114,000.00
410 High Fatality Rate Total						\$25,000.00	\$139,000.00	\$0	\$114,000.00
2010 Motorcycle Safety									
	1	Plan	K6-2013-00-00-00			\$200,000.00	\$200,000.00	\$0	\$0
2010 Motorcycle Safety Total						\$200,000.00	\$200,000.00	\$0	\$0

U.S. Department of Transportation National Highway Traffic Safety Administration
Highway Safety Plan Transaction
 2013-HSP-1
 Posted: 08/22/2012

Program Area	Line	Action	Project	Description	State	Current Fiscal Year Funds	Carry Forward Funds	Share to Local	
Total						\$2,754,627.00	\$6,436,187.82	\$0	\$3,681,560.82
NHTSA Total						\$2,754,627.00	\$6,436,187.82	\$0	\$3,681,560.82
2010 Motorcycle Safety Incentive Total						\$200,000.00	\$200,000.00	\$0	\$0

EQUIPMENT

The following list identifies equipment in excess of \$5,000.00 to be purchased utilizing Section 402 funds.

Agency	Program Area	Task	Equipment	Amount
Navajo County Sheriff's Office	410	2	2012 Dodge Durango (1/2 Funded)	\$ 25,000
Surprise Police Department	410	2	1 LiveScan DUI Identification	\$ 25,000
Chandler Police Department	410	2	Hydrogen Generator and Installation	\$ 14,617
Apache County Sheriff's Office	410	2	1 Patrol Vehicle Video Camera	\$ 5,000
Chandler Police Department	410-HF	1	1 LiveScan DUI Identification	\$ 25,000
Arizona Department of Public Safety	AI	2	3 AIMS Crash Measurement Systems	\$ 40,000
Glendale Police Department	AI	2	Robotic Work Station for Crash Investigation	\$ 20,000
Casa Grande Police Department	AI	2	Equipment for Crash Investigators	\$ 7,771
Marana Police Department	AI	2	Crash Data Retrieval System (CDRS)	\$ 6,500
Avra Valley Fire District	EM	1	Extrication Equipment (Tools)	\$ 22,380
Williams Fire Department	EM	2	Extrication Equipment (Cutter)	\$ 13,201
Arivaca Fire District	EM	1	1 Generator	\$ 10,206
Fountain Hills Fire Department	EM	1	Extrication Equipment (Hydraulic Pump)	\$ 8,414
Marana Police Department	PT	2	2 Motorcycle's With Police Package	\$ 54,000
Coolidge Police Department	PT	2	1 Speed Trailer	\$ 16,000
Mesa Police Department	PT	2	1 Mobile Radar Trailer	\$ 9,061
Arizona Department of Public Safety (Flagstaff)	TR	1	5 Handheld Toughbook Tablets (District 2)	\$ 25,350
Total				\$327,500.00



Arizona Governor's Office of Highway Safety

**Alberto C. Gutier, Director and
Governor's Highway Safety Representative**

3030 North Central Avenue, Suite 1550
Phoenix, Arizona 85012
602-255-3216

www.azgohs.gov