



# **STATE OF ARIZONA**

## **HIGHWAY SAFETY PLAN**

### **FEDERAL FISCAL YEAR 2011**

**PREPARED FOR**

**U.S. DEPARTMENT OF TRANSPORTATION  
NATIONAL HIGHWAY TRAFFIC SAFETY ADMINISTRATION**

**PREPARED BY  
ARIZONA GOVERNOR'S OFFICE OF HIGHWAY SAFETY**

**JANICE K. BREWER**

GOVERNOR  
STATE OF ARIZONA

**ALBERTO C. GUTIER**

DIRECTOR  
GOVERNOR'S HIGHWAY SAFETY REPRESENTATIVE

**MATTHEW D. DERR**  
DEPUTY DIRECTOR



# TABLE OF CONTENTS

- Introduction .....5
  - Mission Statement .....5
  - GOHS Organization Chart.....6
- Problem Identification Overview .....7
  - Highway Safety Plan Process – Grant Proposal Process.....7
  - Program and Project Development.....7
  - Components of the Highway Safety Plan.....9
- Funding.....10
- Goals and Performance Measures .....13
  - FFY 2011 Performance Measures.....17
  - Traffic Safety Performance (Core Outcome) Measures For Arizona .....19
- State Certifications and Assurances.....33
- Planning and Administration .....43
  - Program Overview .....43
  - Performance Plan.....43
  - Tasks.....44
- Accident Investigation .....45
  - Program Overview .....45
  - Performance Plan.....45
    - Equipment.....45
    - Training .....46
  - Tasks.....46
- Alcohol and Other Drugs.....48
  - Program Overview .....48
  - Performance Plan.....49
    - Enforcement .....49
    - Education.....49
    - Public Awareness.....50
  - Tasks.....50
- Emergency Medical Services .....58
  - Program Overview .....58
  - Performance Plan.....58
    - Equipment.....58
    - Training .....58

Tasks.....	58
Motorcycle Safety .....	60
Program Overview .....	60
Performance Plan.....	60
Tasks.....	60
Occupant Protection.....	61
Program Overview .....	61
Performance Plan.....	61
Enforcement .....	61
Education.....	61
Tasks.....	62
Pedestrian and Bicycle Safety .....	66
Program Overview .....	66
Performance Plan.....	66
Enforcement .....	66
Public Awareness.....	66
Tasks.....	66
Police Traffic Services.....	68
Program Overview .....	68
Performance Plan.....	69
Enforcement .....	69
Tasks.....	69
Roadway Safety.....	73
Program Overview .....	73
Performance Plan.....	73
Tasks.....	73
Traffic Records .....	75
Program Overview .....	75
Performance Plan.....	75
Tasks.....	75
Program Cost Summary .....	77
Equipment .....	86

## INTRODUCTION

The Arizona Governor's Office of Highway Safety ("GOHS") produces this annual Highway Safety Plan ("HSP") to serve as the guide for the implementation of highway safety projects throughout Arizona and as the application for funding through the National Highway Traffic Safety Administration ("NHTSA"). Projects are funded to meet specific highway safety goals and performance measures as enumerated in this document, and are based on state and national traffic safety data, including data on crashes, fatalities, injuries and citations to ensure that projects are focused on areas of greatest need in the state.

Highway Safety means the reduction of traffic crashes, deaths, injuries, and property damage on public roads. Arizona's HSP is developed through annual problem identification and analysis of traffic records, citations, convictions, judicial outcome, incarcerations, assessments, screening, treatment, prevention, and surveys.

Through the Director of the Governor's Office of Highway Safety, a channel of communication and understanding has been developed between the Governor's Office, the Legislature, state agencies, political subdivisions, and community groups concerning all aspects of the statewide highway safety program.

Arizona Revised Statutes § 28-602 authorizes GOHS as the appropriate agency to administer highway safety programs in the State. Executive Order 2004-24 designates the GOHS as the State Highway Safety Agency ("SHSA") and, as such, the appropriate agency to administer the HSP on behalf of the Governor.

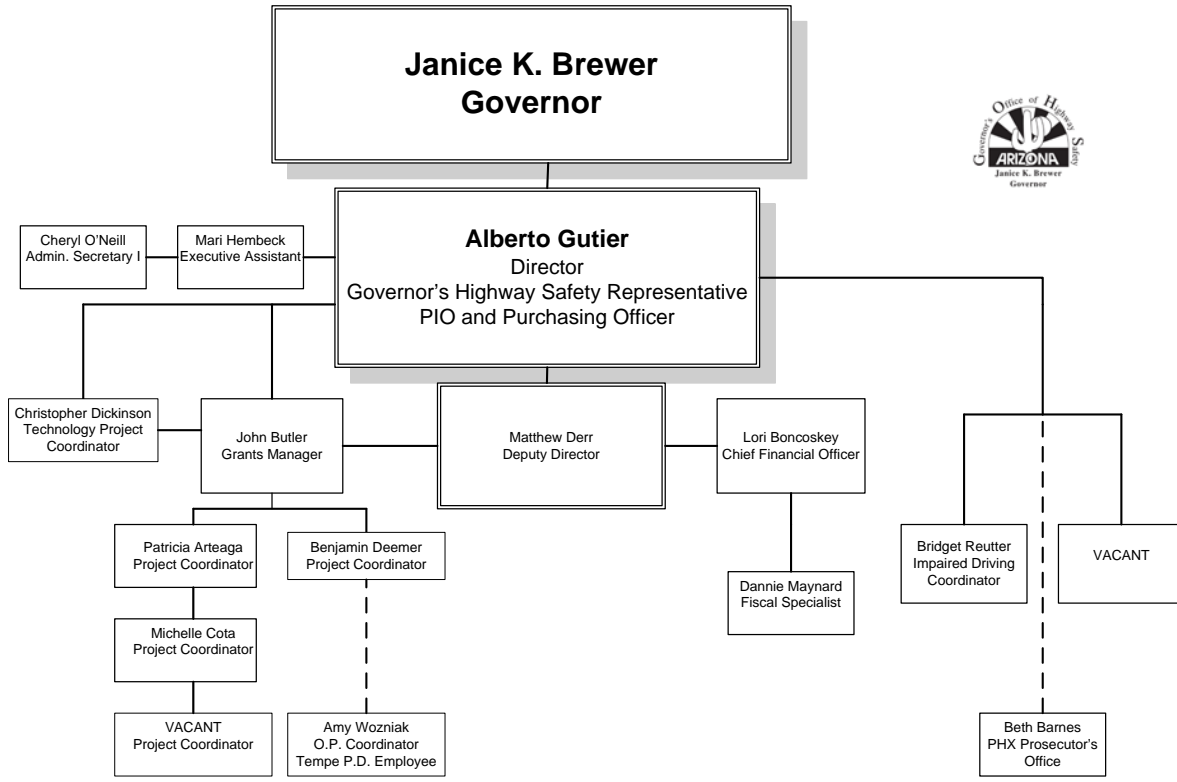
Problem identification involves the study of relationships between crashes and the characteristics of population, licensed drivers, registered vehicles, and vehicle miles traveled. Drivers can be classified into subgroups according to age, sex, etc. Vehicles can be divided into subgroups according to year, make, body style, etc. Roads can be divided into subgroups according to number of lanes, type of surface, political subdivision, etc. Crashes can be further analyzed in terms of the time, day of the week, month; age and sex of drivers; primary crash factors; and use of safety equipment.

Other factors also influence motor vehicle crashes and should be considered in conducting comparative analyses between jurisdictions. For example, variations in composition of population, modes of transportation, the highway system, economic conditions, climate, and the effective strength of law enforcement agencies can be influential. The selection of crash comparisons requires the exercise of judgment.

## MISSION STATEMENT

GOHS is the focal point for highway safety issues in Arizona. GOHS provides leadership by developing, promoting, and coordinating programs; influencing public and private policy; and increasing public awareness of highway safety.

# GOHS ORGANIZATION CHART



## PROBLEM IDENTIFICATION OVERVIEW

### HIGHWAY SAFETY PLAN PROCESS – GRANT PROPOSAL PROCESS



Arizona Governor's Office of Highway Safety | ©2010

## PROGRAM AND PROJECT DEVELOPMENT

In FFY 2011, GOHS instituted a number of operational changes to advance the grant cycle by five months. With these changes, and utilizing carry-forward funds, GOHS will be able to fund grants at the beginning of the FFY on October 1.

In November of each year, a letter outlining the Proposal Process and priority program areas is sent out to political subdivisions, state and non-profit agencies regarding the GOHS Proposal Process. All statewide law enforcement and non-profit agencies are encouraged to take an active part in Arizona's Highway Safety Program. In addition to the written notification, the letter and Proposal Guide are posted on the GOHS website.

Proposals are due to the GOHS Phoenix Office no later than the end of February. Each proposal is date stamped, assigned a number and pertinent information is added to an Excel spreadsheet.

Meetings with the GOHS Director, Deputy Director, Comptroller, Grant Coordinator, Project Coordinators, and Impaired Driving Coordinator to review each proposal begin in March and last through April. During these meetings each proposal is discussed and level of funding is determined. These discussions include the following evaluation criteria:

- Is the proposal fundable?
- Does the proposal address one or more of the priority areas identified in the Proposal Letter?
- Did the submitting agency follow the guidelines set forth in the Proposal Guide? Did they provide statistical data, cover letter signed by agency CEO, etc.?
- Has the agency been included in the HSP before? If yes, how did they perform? Were narrative and financial reports completed in accordance with contractual requirements?

When evaluating grant applications, GOHS bases decisions on an agency's past performance. If an agency exhibits poor performance – operationally or financially – it will be less likely to receive funding. Conversely, GOHS rewards top performing agencies with funding.

## **GOHS Grant Philosophy: Grants for Performance**

GOHS requires grantees requesting \$100,000 or greater or non-profits applicants to make formal presentations before GOHS staff. These presentations present an overview of the request with background on the agency. This process allows the GOHS Director and staff to ask questions of the grantee and helps GOHS better assess the grant application.

It is the policy of GOHS to fund all proposals that meet the listed criteria. This ensures that the entire state is represented in the HSP.

Once the grants and funding levels are determined by program area, Project Coordinators begin work on writing contracts so they can be mailed to grantees by early September. During this time period, the Director, Deputy Director, Grant Manager and Comptroller begin development of the HSP.

Agencies review their grant contracts in September and gain approval (if necessary) from their appropriate governing board and council. Once completed, the GOHS Director signs the contract and the agency can begin incurring costs pursuant to the grant contract – with the goal of contracts beginning on October 1.

GOHS relies on the Arizona Department of Transportation, Motor Vehicle Division, Traffic Records Section and the NCSA Fatality Analysis Reporting System ("FARS") for the data contained in the HSP.

## COMPONENTS OF THE HIGHWAY SAFETY PLAN

- **Alcohol and Other Drugs (AL)** - To reduce the number and severity of crashes in which alcohol and/or drugs are contributing factors.
- **Occupant Protection (OP)** - To increase the statewide seat belt / child safety seat (CSS) usage rate of motor vehicle occupants and to increase public information and education of the benefits of seat belt / CSS usage for adults and children.
- **Police Traffic Services (PT)** - To achieve and maintain compliance with traffic laws such as aggressive driving, speeding and red light running. Enforcement must be consistent, impartial and uniformly applied to all street and highway users.
- **Traffic Records (TR)** -To develop a comprehensive data processing system that brings together the engineering, enforcement, educational, medical, behavioral health, prosecution, judicial, correctional, and emergency response disciplines.
- **Emergency Medical Services (EM)** - To support rural first responders with emergency medical services (EMS) equipment.
- **Motorcycle, Bicycle, and Pedestrian Safety (MC/PS)** - To increase the public's awareness and understanding of and participation in motorcycle, bicycle and pedestrian safety.
- **Roadway Safety (RS)** -To improve traffic conditions in identified corridors and local jurisdictions by funding minor traffic engineering improvements, correcting signing deficiencies and promoting safety programs.

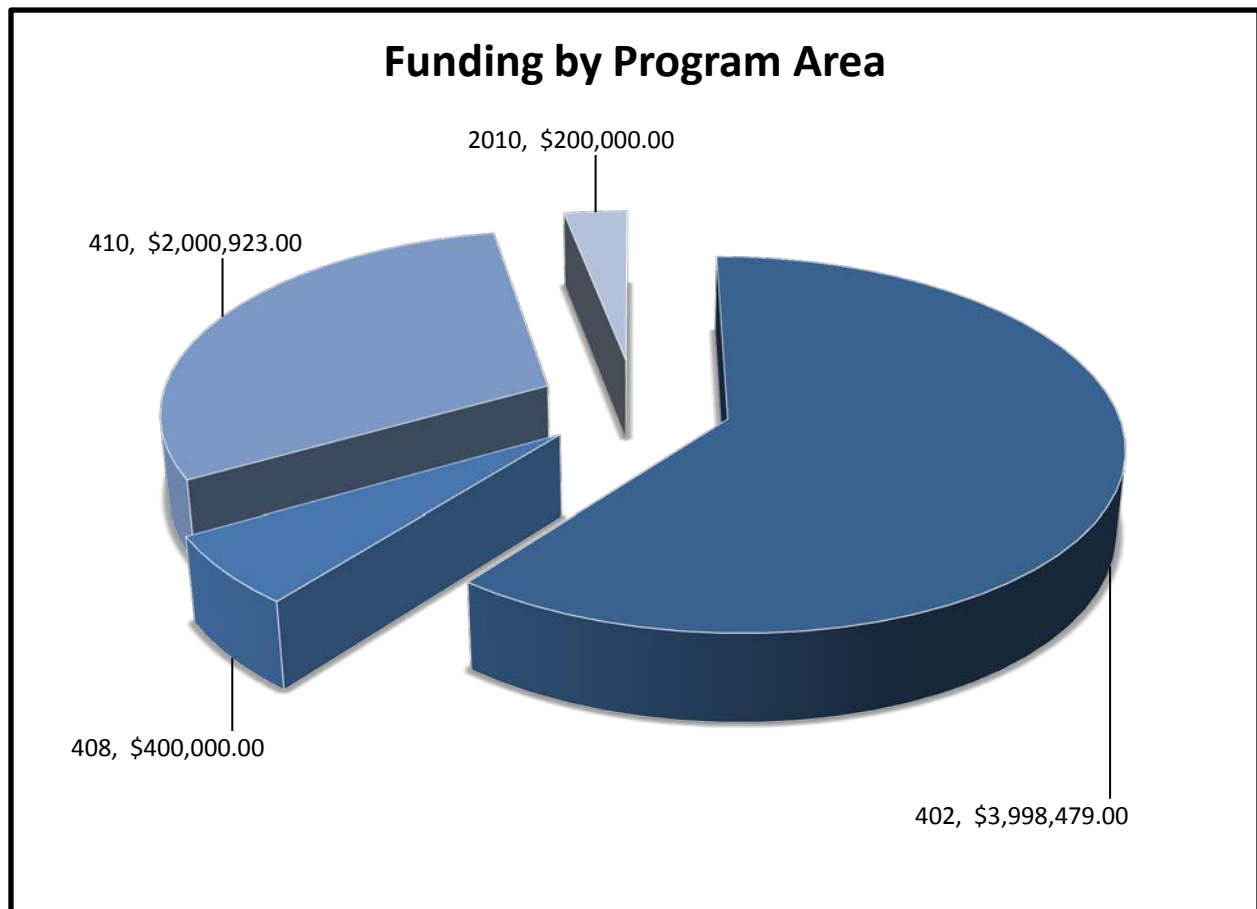
Arizona's FFY 2011 HSP is:

- A working document that is revised throughout the year to accommodate programmatic changes or to introduce new or additional countermeasures.
- A statewide overview and detailed summaries of traffic safety data as well as project/program descriptions, objectives, costs, and time frames
- Operational during FFY 2011 which commences October 1, 2010 and ends September 30, 2011;
- A budget for the allocation of available funding;
- The opportunity by which the State is able to secure federal highway safety funds under the Safe, Accountable, Flexible, Efficient Transportation Equity Act – A Legacy for Users (SAFETEA-LU).

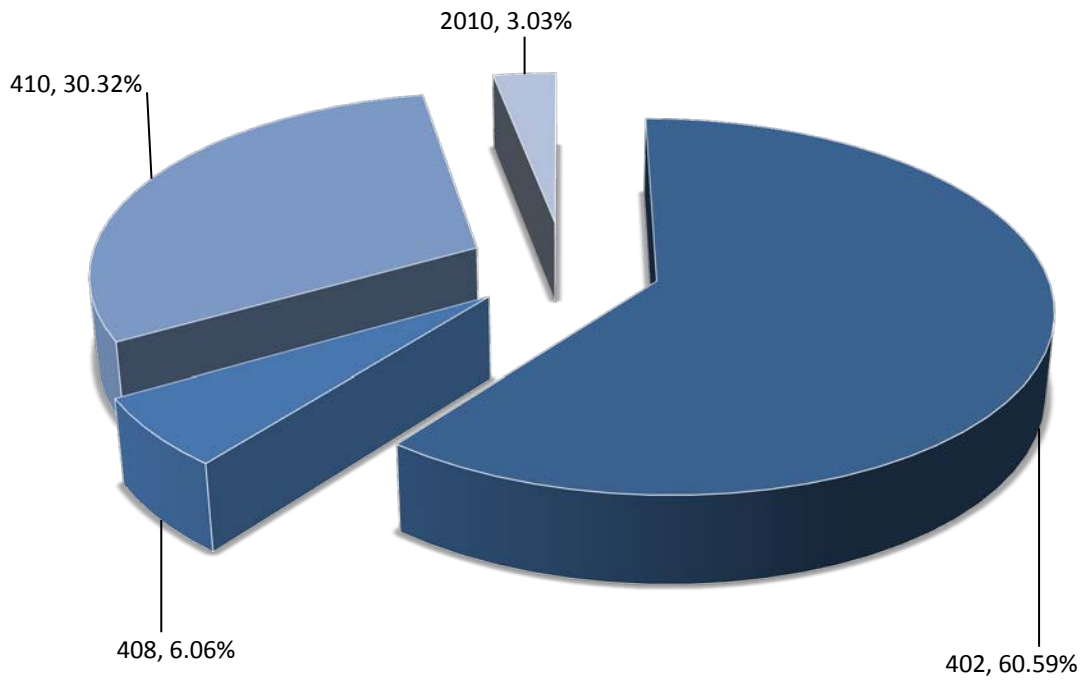
## FUNDING

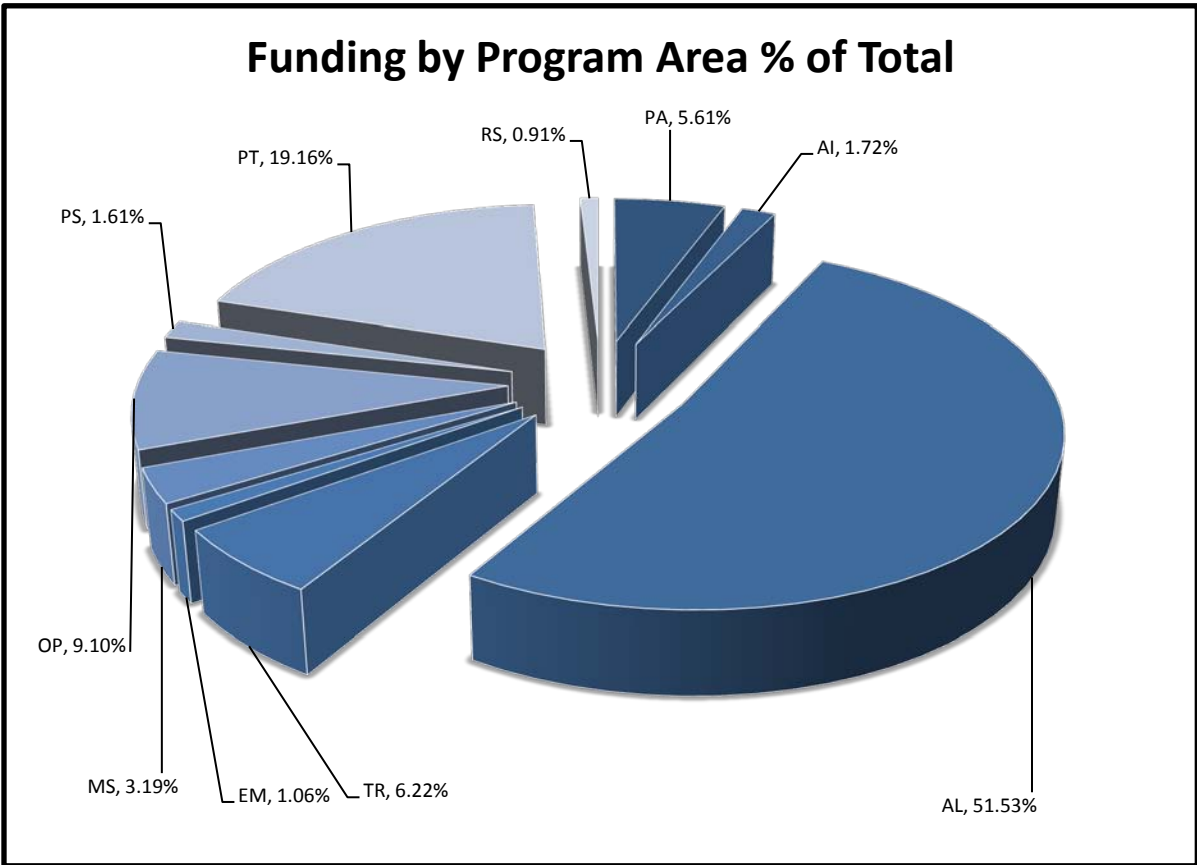
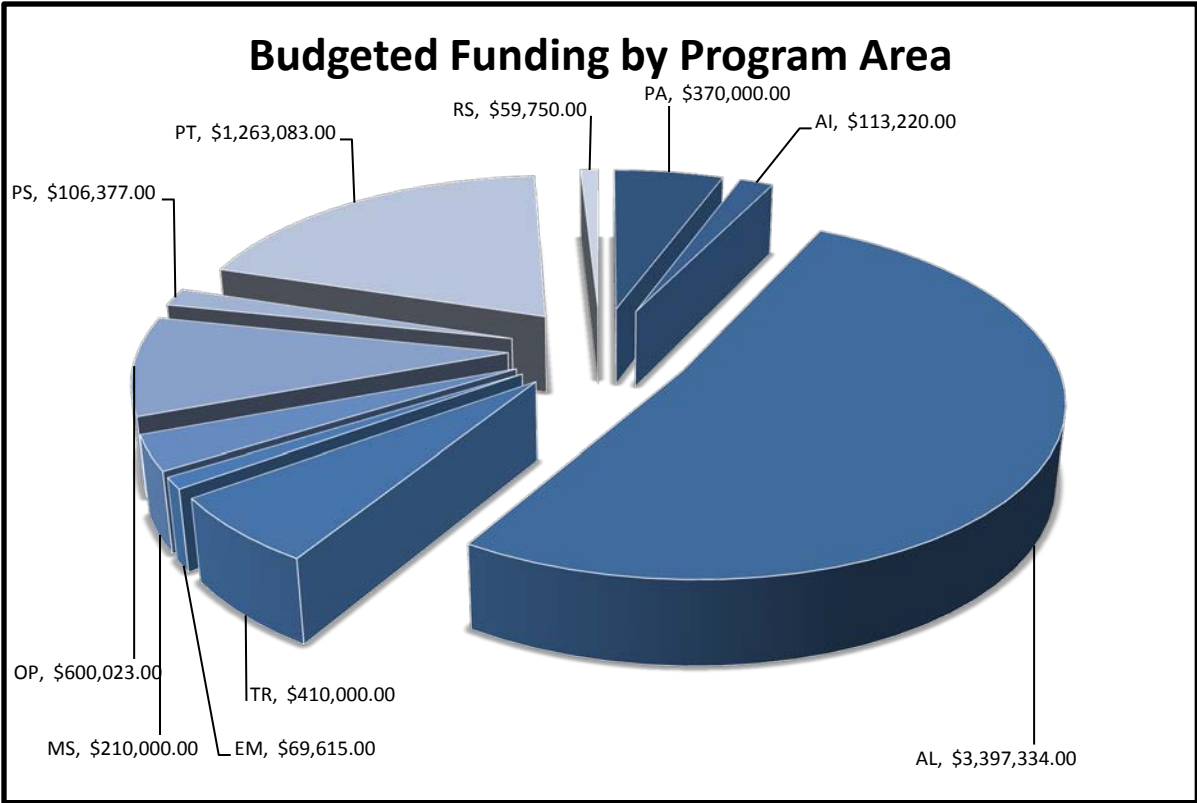
Funding resources are estimated during the summer as the Highway Safety Plan is developed. The estimations are developed by using the previous year's allocated amounts and may include carry-forward funding from prior fiscal years. Actual amounts are obligated by Congress and may differ from the estimated amounts. The amounts listed below are estimated as of the date this Highway Safety Plan was finalized.

Program Area	Amount Funded (Estimated)
402	\$ 3,998,479.00
408	\$ 400,000.00
410	\$ 2,000,923.00
2010	\$ 200,000.00
<b>Total HSP Funding (Estimated)</b>	<b>\$ 6,599,402.00</b>



## Funding by Program Area % of Total





## GOALS AND PERFORMANCE MEASURES

The primary highway safety goal for Arizona is to reduce fatalities across all program areas.

The data utilized for the FFY 2011 HSP comes from the Fatality Analysis Reporting System (“FARS”) and the Arizona Department of Transportation Traffic Records Section (“ADOT”). As of August 2010, GOHS does not have all of the crash fact data available for 2009. The data presented herein is as up to date as possible.

The preliminary 2009 data received from ADOT indicates that there were 806 fatalities in Arizona and 261 alcohol fatalities. This represents a **13.98% decrease** in overall fatalities from 2008 (937 to 806) and a **1.88% decrease** in alcohol fatalities from 2008 (266 to 261). VMT data for 2009 was not available in August 2010.

### Arizona Motor Vehicle Traffic Fatalities by Month

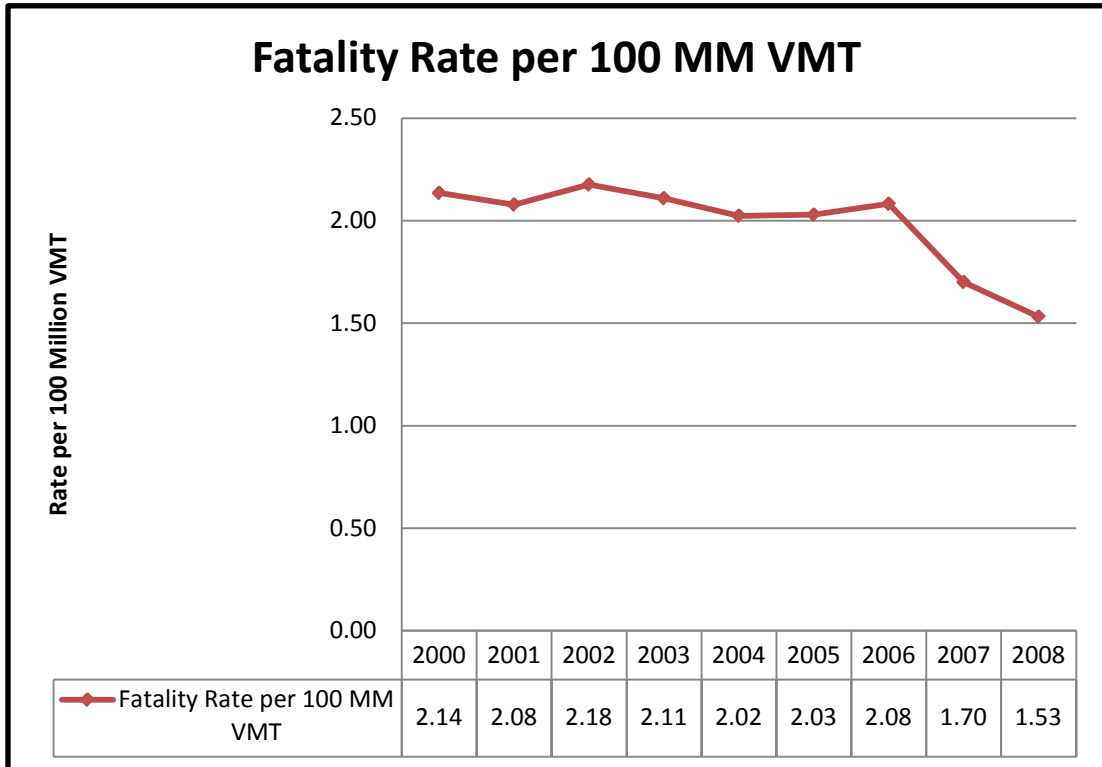
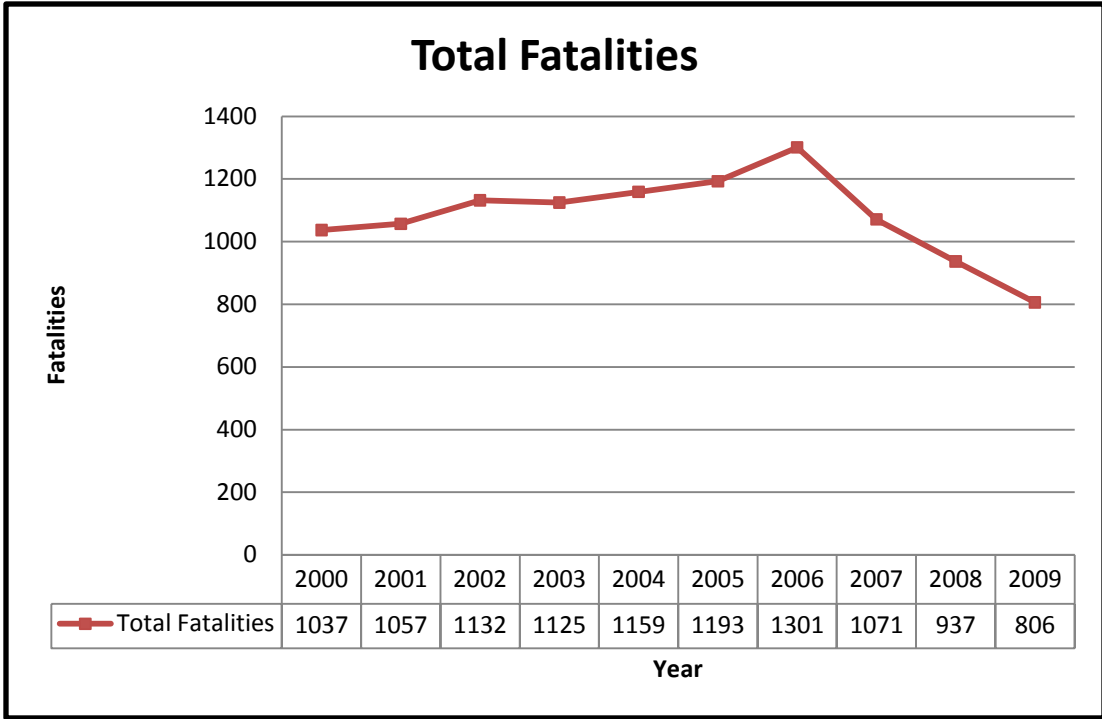
MONTH	2000	2001	2002	2003	2004	2005	2006	2007	2008	2009 TOTAL	2009 URBAN*	2009 RURAL*
JANUARY	71	64	101	85	82	101	92	63	68	64	32	32
FEBRUARY	71	66	97	76	86	90	78	82	84	63	34	29
MARCH	74	88	95	85	91	112	112	91	90	61	35	26
APRIL	83	92	90	91	114	108	138	113	85	88	51	37
MAY	98	99	93	111	99	81	120	89	87	70	24	46
JUNE	86	78	98	84	87	101	106	95	67	89	24	65
JULY	107	90	99	93	88	129	130	97	85	60	34	26
AUGUST	79	105	93	99	115	114	119	87	88	61	31	30
SEPTEMBER	90	91	92	97	105	70	118	97	91	64	32	32
OCTOBER	95	112	102	102	92	101	115	88	73	57	26	31
NOVEMBER	87	86	86	107	102	98	92	92	66	66	32	34
DECEMBER	96	86	86	95	98	88	81	77	53	63	31	32
<b>TOTAL</b>	<b>1,037</b>	<b>1,057</b>	<b>1,132</b>	<b>1,125</b>	<b>1,159</b>	<b>1,193</b>	<b>1,301</b>	<b>1,071</b>	<b>937</b>	<b>806</b>	<b>386</b>	<b>420</b>
<b>**FATALITY RATE</b>	<b>2.14</b>	<b>2.08</b>	<b>2.18</b>	<b>2.11</b>	<b>2.02</b>	<b>2.03</b>	<b>2.08</b>	<b>1.70</b>	<b>1.53</b>	<b>***</b>		

\*2009 urban and rural data was compiled from FARS

\*\*Fatality rate is the number of fatalities per 100 million vehicle miles traveled

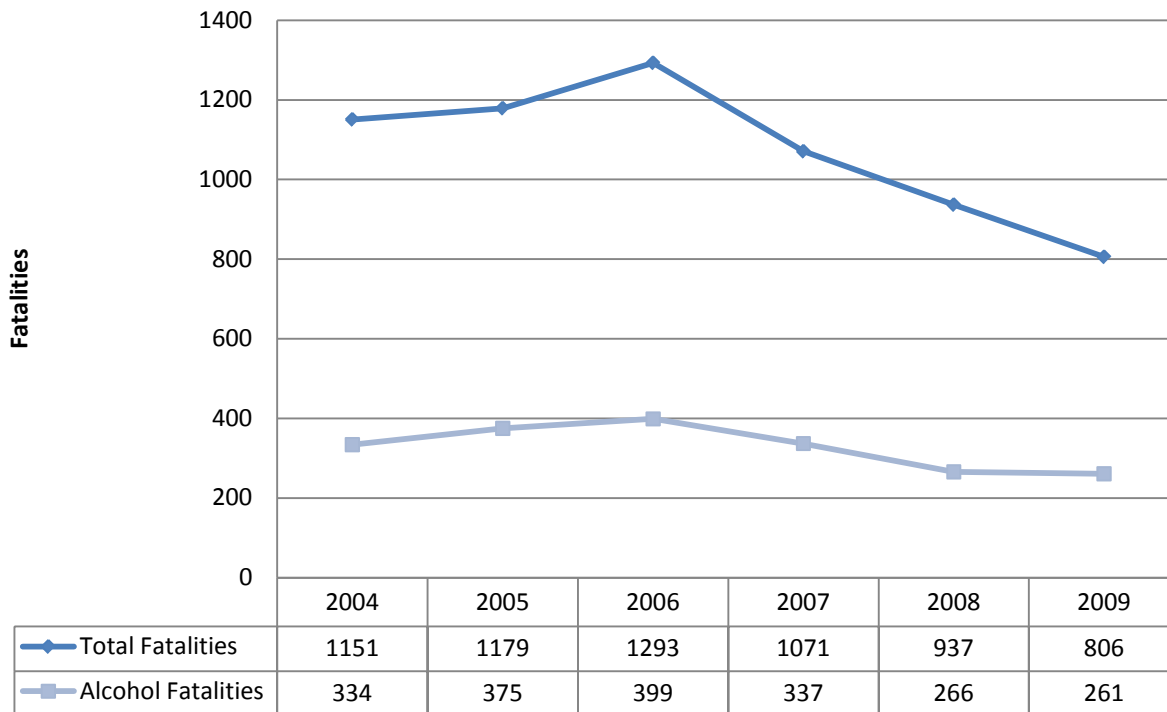
\*\*\*Data will be provided when available

NOTE: All other data compiled from ALISS as of July 31, 2010



## Fatalities by Year

Data: FARS



Year	Total Fatalities	Alcohol Fatalities	Alcohol Fatalities Percent	Year to Year Percentage Change Alcohol Fatalities	Year to Year Percentage Change Total Fatalities
2004	1151	334	29%		
2005	1179	375	32%	12.28%	2.43%
2006	1293	399	31%	6.40%	9.67%
2007	1071	337	31%	-15.54%	-17.17%
2008	937	266	28%	-21.07%	-12.51%
2009	806	261	32%	-1.88%	-13.98%

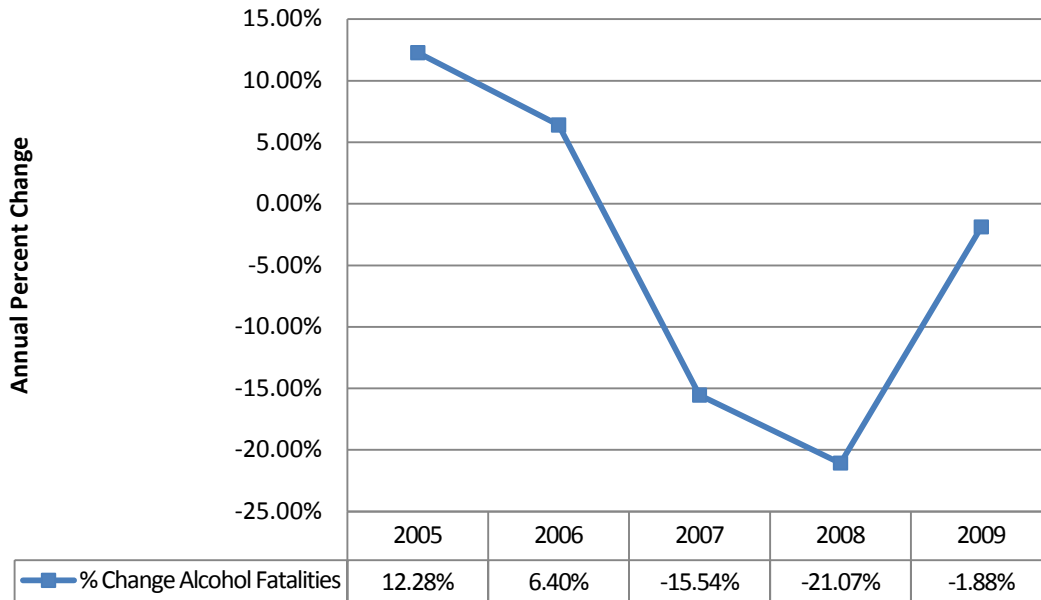
## Annual Trends in Total Fatalities

Data: ADOT



## Annual Trends in Alcohol Fatalities

Data: FARS



## **FFY 2011 PERFORMANCE MEASURES**

Pursuant to 23 CFR 1200.10(a)(1), GOHS is including 10 Core Outcome Performance Measures and 1 Core Behavior Measure in the FFY 10 HSP. The data for the Performance Measures comes from FARS, unless otherwise noted.

### **CORE OUTCOME MEASURES (10)**

#### **Traffic Fatalities (FARS)**

C-1) To decrease traffic fatalities seven percent from the 2007-2009 calendar base year average of 938 to 872 by December 31, 2011.

#### **Serious Traffic Injuries (State Crash Data Files)**

C-2) To decrease serious traffic injuries 10 percent from the 2008-2009 calendar base year average of 51,736 injuries to 46,562 injuries by December 31, 2011.

#### **Fatalities/VMT (FARS/FHWA)**

C-3a) To decrease total fatalities/VMT five percent from the 2006-2008 calendar base year average of 1.77 to 1.68 by December 31, 2011.

C-3b) To decrease rural fatalities/VMT from the 2005-2007 calendar base year average of 2.99 to 2.84 by December 31, 2011.

C-3c) To decrease urban fatalities/VMT from the 2005-2007 calendar base year average of 1.44 to 1.37 by December 31, 2011.

#### **Unrestrained Passenger Vehicle Occupant Fatalities (FARS)**

C-4) To decrease unrestrained passenger vehicle occupant fatalities in all seating positions eight percent from the 2006-2008 calendar base year average of 237 to 218 by December 31, 2011.

#### **Alcohol-Impaired Driving Fatalities (FARS)**

C-5) To decrease alcohol impaired driving fatalities 10 percent from the 2007-2009 calendar base year average of 288 to 259 by December 31, 2011.

#### **Speeding Related Fatalities (FARS)**

C-6) To decrease speeding-related fatalities 10 percent from the 2006-2008 calendar base year average of 470 to 423 by December 31, 2011.

#### **Motorcyclist Fatalities (FARS)**

C-7) To decrease motorcycle fatalities two percent from the 2006-2008 calendar base year average of 139 to 136 by December 31, 2011.

### **Unhelmeted Motorcyclist Fatalities (FARS)**

C-8) To decrease unhelmeted motorcyclist fatalities four percent from the 2006-2008 calendar base year average of 75 to 72 by December 31, 2011.

### **Drivers Age 20 or Younger Involved in Fatal Crashes (FARS)**

C-9) To decrease drivers age 20 or younger involved in fatal crashes 10 percent from the 2006-2008 calendar base year average of 185 to 166 by December 31, 2011.

### **Pedestrian Fatalities (FARS)**

C-10) To reduce pedestrian fatalities 10 percent from the 2006-2008 calendar base year average of 147 to 132 by December 31, 2011.

### **CORE BEHAVIOR MEASURE (1)**

#### **Seat Belt Use Rate (Observed Seat Belt Use Survey)**

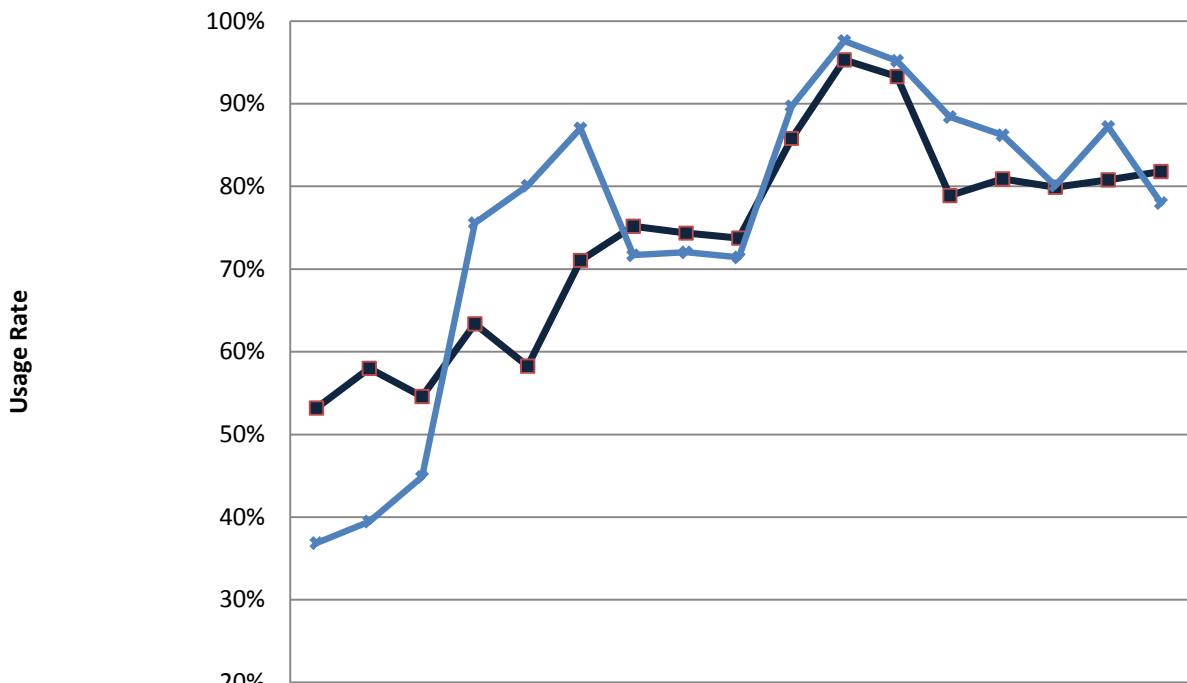
B-1) To increase statewide observed seat belt use of front seat outboard occupants in passenger vehicles one percentage point from the 2008-2010 calendar base year average usage rate of 80.85 percent to 81.85 percent by December 31, 2011.

## TRAFFIC SAFETY PERFORMANCE (CORE OUTCOME) MEASURES FOR ARIZONA

Core Outcome Measures		Year					
		2004	2005	2006	2007	2008	2009
<b>Traffic Fatalities</b>	<b>Total</b>	1,151	1,179	1,293	1,071	937	806
	<b>Rural</b>	594	536	650	516	473	420
	<b>Urban</b>	546	643	641	555	464	386
	<b>Unknown</b>	11	0	2	0	0	
<b>Fatalities Per 100 Million Vehicle Miles Driven</b>	<b>Total</b>	2.01	1.97	2.07	1.70	1.52	NA
	<b>Rural</b>	3.42	3.06	3.27	2.63	2.59	NA
	<b>Urban</b>	1.37	1.52	1.51	1.28	1.07	NA
<b>Passenger Vehicle Occupant Fatalities</b>	<b>Total</b>						
<b>(All Seat Positions)</b>		799	739	868	699	583	NA
	<b>Restrained</b>	276	254	277	238	196	NA
	<b>Unrestrained</b>	424	406	469	379	320	NA
	<b>Unknown</b>	99	79	122	82	67	NA
<b>Alcohol-Impaired Driving Fatalities (BAC = .08+)**</b>		334	375	399	337	266	261
<b>Speeding-Related Fatalities</b>		408	519	584	452	373	NA
<b>Motorcyclist Fatalities</b>	<b>Total</b>	119	138	142	135	141	NA
	<b>Helmeted</b>	35	58	45	54	64	NA
	<b>Unhelmeted</b>	76	74	91	71	64	NA
	<b>Unknown</b>	8	6	6	10	13	NA
<b>Drivers Involved in Fatal Crashes</b>	<b>Total</b>	1,506	1,578	1,720	1,430	1,236	NA
	<b>Aged Under 15</b>	7	2	3	3	1	NA
	<b>Aged 15-20</b>	206	210	222	177	148	NA
	<b>Aged Under 21</b>	213	212	225	180	149	NA
	<b>Aged 21 and Over</b>	1,213	1,290	1,412	1,205	1,036	NA
	<b>Unknown Age</b>	80	76	83	45	51	NA
<b>Pedestrian Fatalities</b>		130	158	167	154	120	NA
	<b>Year</b>	2005	2006	2007	2008	2009	2010
<b>Daytime Front Seat Passenger Vehicle Occupants (Observed)</b>		93.90%	78.90%	80.90%	79.90%	80.80%	81.80%

\*NA = As of August 1, 2010 Data Not Yet Available

## Seatbelt and Child Safety Restraint Usage



■ Seat Belt Usage %	'94	'95	'96	'97	'98	'99	'00	'01	'02	'03	'04	'05	'06	'07	'08	'09	'10
◆ Child Restraint Usage %	36.9%	39.5%	44.9%	75.6%	80.1%	87.0%	71.7%	72.0%	71.4%	89.7%	97.6%	95.2%	88.4%	86.2%	80.1%	87.2%	78.0%

<b>Fatality Rates: Arizona, U.S. and Best State</b>						
Year		Fatalities	Total Vehicle Miles Traveled (Millions)	Fatalities Per 100 Million Vehicle Miles Traveled	Total Population	Fatalities Per 100,000 Population
2004	Arizona	1,151	57,336	2.01	5,750,475	20.02
	US	42,836	2,964,788	1.44	292,892,127	14.63
	Best State			0.87		7.39
2005	Arizona	1,179	59,799	1.97	5,961,239	19.78
	US	43,510	2,989,430	1.46	295,560,549	14.72
	Best State			0.80		6.85
2006	Arizona	1,293	62,468	2.07	6,178,251	20.93
	US	42,708	3,014,371	1.42	298,362,973	14.31
	Best State			0.78		6.32
2007	Arizona	1,071	62,963	1.70	6,353,421	16.86
	US	41,259	3,032,399	1.36	301,290,332	13.69
	Best State			0.79		6.55
2008	Arizona	937	61,628	1.52	6,500,180	14.41
	US	37,261	2,973,509	1.25	304,059,724	12.25
	Best State			0.67		5.59
2009	Arizona	806	NA	NA	6,595,778	NA
	US	NA	NA	NA	304,059,724	NA
	Best State			NA		NA

\*NA = As of August 1, 2010 Data Not Yet Available

<b>Fatalities By The Highest Blood Alcohol Concentration (BAC) in the Crash</b>							
<b>Year</b>		<b>Total Fatalities in all Crashes</b>	<b>Highest BAC level in the Crash</b>				
			<b>BAC = .01+</b>		<b>BAC = .08+</b>		<b>Per 100 Million VMT</b>
			<b>Number</b>	<b>Percent</b>	<b>Number</b>	<b>Percent</b>	
<b>2004</b>	<b>Arizona</b>	1,151	446	39	385	33	0.67
	<b>US</b>	42,836	16,919	39	14,593	34	0.49
	<b>Best State</b>			25		21	0.27
<b>2005</b>	<b>Arizona</b>	1,179	508	43	446	38	0.75
	<b>US</b>	43,510	17,590	40	15,102	35	0.51
	<b>Best State</b>			14		12	0.14
<b>2006</b>	<b>Arizona</b>	1,293	578	45	480	37	0.77
	<b>US</b>	42,708	17,738	42	15,144	35	0.50
	<b>Best State</b>			24		20	0.22
<b>2007</b>	<b>Arizona</b>	1,071	466	44	403	38	0.64
	<b>US</b>	41,259	17,158	42	14,603	35	0.48
	<b>Best State</b>			24		21	0.23
<b>2008</b>	<b>Arizona</b>	937	393	42	328	35	0.53
	<b>US</b>	37,261	15,438	41	13,294	36	0.45
	<b>Best State</b>			21		16	0.16

<b>Alcohol-Impaired Driving Fatalities</b>					
<b>Year</b>		<b>Total Fatalities in all Crashes</b>	<b>Alcohol-Impaired Driving Fatalities (BAC = .08+)</b>		
			<b>Number</b>	<b>Percent</b>	<b>Per 100 Million VMT</b>
<b>2004</b>	<b>Arizona</b>	1,151	334	29	0.58
	<b>US</b>	42,836	13,099	31	0.44
	<b>Best State</b>			20	0.25
<b>2005</b>	<b>Arizona</b>	1,179	375	32	0.63
	<b>US</b>	43,510	13,582	31	0.45
	<b>Best State</b>			12	0.13
<b>2006</b>	<b>Arizona</b>	1,293	399	31	0.64
	<b>US</b>	42,708	13,491	32	0.45
	<b>Best State</b>			18	0.20
<b>2007</b>	<b>Arizona</b>	1,071	337	31	0.54
	<b>US</b>	41,259	13,041	32	0.43
	<b>Best State</b>			19	0.21
<b>2008</b>	<b>Arizona</b>	937	266	28	0.43
	<b>US</b>	37,261	11,773	32	0.40
	<b>Best State</b>			16	0.16
<b>2009</b>	<b>Arizona</b>	806	261	32	NA
	<b>US</b>	NA	NA	NA	NA
	<b>Best State</b>			NA	NA

\*NA = As of August 1, 2010 Data Not Yet Available

## BAC Reporting Rates for Drivers/Operators Involved in Fatal Crashes

Year		Surviving Drivers/Motorcycle Riders			Killed Drivers/Motorcycle Riders			Total Drivers/Motorcycle Riders		
		Total	With Blood Alcohol Concentration (BAC) Results Reported to FARS		Total	With Blood Alcohol Concentration (BAC) Results Reported to FARS		Total	With Blood Alcohol Concentration (BAC) Results Reported to FARS	
			Number	Percent		Number	Percent		Number	Percent
2004	Arizona	897	57	6	609	299	49	1,506	356	24
	US	31,524	8,215	26	26,871	18,275	68	58,395	26,490	45
	Best State			80			97			82
2005	Arizona	928	52	6	650	321	49	1,578	373	24
	US	31,729	7,415	23	27,491	18,773	68	59,220	26,188	44
	Best State			77			98			84
2006	Arizona	1,018	252	25	702	491	70	1,720	743	43
	US	30,498	7,482	25	27,348	18,911	69	57,846	26,393	46
	Best State			81			99			85
2007	Arizona	851	246	29	579	457	79	1,430	703	49
	US	29,449	7,631	26	26,570	19,434	73	56,019	27,065	48
	Best State			82			100			84
2008	Arizona	717	190	26	519	332	64	1,236	522	42
	US	26,011	6,677	26	24,175	17,045	71	50,186	23,722	47
	Best State			80			95			84

<b>Daytime Front Seat Restraint Use</b>			
<b>Year</b>		<b>Fatalities - Restrained</b>	
		<b>Percent</b>	<b>Percent</b>
<b>2004</b>	<b>Arizona</b>	51	95
	<b>US</b>	56	80
	<b>Best State</b>	82	95
<b>2005</b>	<b>Arizona</b>	52	94
	<b>US</b>	55	82
	<b>Best State</b>	88	95
<b>2006</b>	<b>Arizona</b>	45	79
	<b>US</b>	55	81
	<b>Best State</b>	77	96
<b>2007</b>	<b>Arizona</b>	50	81
	<b>US</b>	57	82
	<b>Best State</b>	82	98
<b>2008</b>	<b>Arizona</b>	51	80
	<b>US</b>	56	83
	<b>Best State</b>	78	97

<b>Passenger Vehicle Occupant Fatalities Age 5 and Above</b>							
Year	Fatalities Age 5 and Above					Lives Saved Estimates	
	Total	Restrained	Unrestrained	Unknown Restraint Use	Percent Known Restrained*	Lives Saved at Current Belt Use	Additional Lives Savable at 100% Belt Usage
2004	775	269	408	98	40	376	47
2005	731	250	403	78	38	346	54
2006	845	268	465	112	37	366	175
2007	681	226	375	80	38	298	135
2008	575	193	318	64	38	260	113

<b>Passenger Vehicle Occupant Fatalities Age 4 and Below</b>						
Year	Fatalities Age 4 and Under					Lives Saved Estimates
	Total	Restrained	Unrestrained	Unknown Restraint Use	Percent Known Restrained*	Lives Saved at Current Seat Belt and Child Safety Seat Usage
2004	10	5	5	0	50	6
2005	6	4	2	0	67	5
2006	16	9	4	3	69	13
2007	15	11	3	1	79	20
2008	5	3	2	0	60	5

Motorcyclist Fatalities by Helmet Use							
Year	Fatalities					Lives Saved Estimates	
	Total	Helmeted	Unhelmeted	Unknown Helmet Use	Percent Known Helmeted*	Lives Saved at Current Helmet Use	Additional Lives Savable at 100% Helmet Usage
2004	119	35	76	8	32	22	31
2005	138	58	74	6	44	36	29
2006	142	45	91	6	33	29	35
2007	135	54	71	10	43	35	29
2008	141	64	64	13	50	42	26

Fatalities by Person Type											
Person Type		2004		2005		2006		2007		2008	
		#	%	#	%	#	%	#	%	#	%
Occupants	Passenger Car	396	34	353	30	425	33	357	33	292	31
	Light Truck - Pickup	176	15	175	15	212	16	167	16	129	14
	Light Truck - Utility	153	13	139	12	171	13	140	13	128	14
	Light Truck - Van	71	6	71	6	57	4	35	3	34	4
	Light Truck - Other	3	0	1	0	3	0	0	0	0	0
	Large Truck	17	1	15	1	21	2	20	2	19	2
	Bus	2	0	0	0	0	0	0	0	0	0
	Other/Unknown Occupants	53	5	88	7	62	5	34	3	49	5
	<b>Total Occupants</b>	871	76	842	71	951	74	753	70	651	69
Motorcyclists	<b>Total Motorcyclists</b>	119	10	138	12	142	11	135	13	141	15
Nonoccupants	Pedestrian	130	11	158	13	167	13	154	14	120	13
	Bicyclist and Other Cyclist	27	2	35	3	29	2	21	2	19	2
	Other/Unknown Nonoccupants	4	0	6	1	4	0	8	1	6	1
		<b>Total Nonoccupants</b>	161	14	199	17	200	15	183	17	145
<b>Totals:</b>		1,151	100	1,179	100	1,293	100	1,071	100	937	100

<b>Fatalities by Crash Type</b>					
<b>Crash Type</b>	<b>2004</b>	<b>2005</b>	<b>2006</b>	<b>2007</b>	<b>2008</b>
<b>Total Fatalities (All Crashes)*</b>	1,151	1,179	1,293	1,071	937
<b>(1) Single Vehicle</b>	662	661	701	615	560
<b>(2) Involving a Large Truck</b>	106	118	136	98	97
<b>(3) Involving Speeding</b>	408	519	584	452	373
<b>(4) Involving a Rollover</b>	462	417	495	413	353
<b>(5) Involving a Roadway Departure</b>	562	526	535	506	415
<b>(6) Involving an Intersection (or Intersection Related)</b>	236	268	318	269	230

<b>Motorcyclist Fatalities by Age</b>							
<b>Year</b>	<b>Age</b>						<b>Totals</b>
	<b>&lt;20</b>	<b>20 - 29</b>	<b>30 - 39</b>	<b>40 - 49</b>	<b>50 - 59</b>	<b>&gt;59</b>	
<b>2004</b>	14	23	20	31	26	5	119
<b>2005</b>	13	34	26	29	24	12	138
<b>2006</b>	13	34	23	28	33	11	142
<b>2007</b>	12	22	28	35	23	15	135
<b>2008</b>	3	36	20	30	27	25	141

<b>Motorcyclist Fatalities per 100,000 Registered Motorcyclists</b>			
<b>Year</b>	<b>Motorcyclist Fatalities</b>	<b>Total Motorcycle Registrations</b>	<b>Motorcycle Fatalities Per 100,000 Motorcycle Registrations</b>
<b>2004</b>	119	209,048	56.92
<b>2005</b>	138	98,703	139.8
<b>2006</b>	142	114,443	124.1
<b>2007</b>	135	125,219	107.8
<b>2008</b>	141	134,434	104.9

## Fatalities by Person Type and Race/Origin

Person Type by Race/Hispanic Origin		2004	2005	2006	2007
<b>Occupants (All Vehicle Types)</b>	Hispanic	266	311	347	266
	White, Non-Hispanic	440	374	538	463
	Black, Non-Hispanic	26	28	26	28
	American Indian, Non-Hispanic/Unknown	82	108	107	107
	Asian, Non-Hispanic/Unknown	4	5	4	2
	Pacific Islander, Non-Hispanic/Unknown	0	1	0	0
	Multiple Races, Non-Hispanic/Unknown	0	1	0	0
	All Other Non-Hispanic Races	13	143	61	18
	Unknown Race and Unknown Hispanic	159	9	10	4
	<i>Total</i>	990	980	1,093	888
<b>Non-Occupants (Pedestrians, Pedalcyclists and Other/Unknown Non-Occupants)</b>	Hispanic	47	60	64	54
	White, Non-Hispanic	57	65	80	87
	Black, Non-Hispanic	0	6	5	5
	American Indian, Non-Hispanic/Unknown	19	29	34	33
	Asian, Non-Hispanic/Unknown	0	1	0	2
	Pacific Islander, Non-Hispanic/Unknown	0	0	0	0
	Multiple Races, Non-Hispanic/Unknown	0	0	0	0
	All Other Non-Hispanic Races	0	37	15	0
	Unknown Race and Unknown Hispanic	38	1	2	2
	<i>Total</i>	161	199	200	183
<b>Totals:</b>		1,151	1,179	1,293	1,071

## 5 Year Trend for the Top 10 Counties of 2008

Counties by 2008 Ranking		Fatalities					Percent of Total				
		2004	2005	2006	2007	2008	2004	2005	2006	2007	2008
1	Maricopa County	458	524	564	461	368	40	44	44	43	39
2	Pima County	148	137	154	129	137	13	12	12	12	15
3	Pinal County	94	84	131	86	81	8	7	10	8	9
4	Mohave County	53	61	61	52	57	5	5	5	5	6
5	Coconino County	58	62	82	56	51	5	5	6	5	5
6	Apache County	54	32	33	50	45	5	3	3	5	5
7	Yavapai County	79	73	72	59	41	7	6	6	6	4
8	Navajo County	51	45	41	56	36	4	4	3	5	4
9	Cochise County	53	47	35	21	33	5	4	3	2	4
10	Yuma County	27	37	37	31	26	2	3	3	3	3
<b>Sub Total 1.</b>	<b>Top Ten Counties</b>	1,076	1,105	1,210	1,009	875	94	94	94	94	93
<b>Sub Total 2.</b>	<b>All Other Counties</b>	74	73	83	62	62	6	6	6	6	7
<b>Total</b>	<b>All Counties</b>	1,150	1,178	1,293	1,071	937	100	100	100	100	100

<b>5 Year Trend for the Top 10 Counties of 2008 – Fatalities Year to Year Percent Change</b>										
<b>Counties by 2008 Ranking</b>		<b>Fatalities</b>					<b>Percent Change From Previous Year</b>			
		<b>2004</b>	<b>2005</b>	<b>2006</b>	<b>2007</b>	<b>2008</b>	<b>2005</b>	<b>2006</b>	<b>2007</b>	<b>2008</b>
<b>1</b>	<b>Maricopa County</b>	458	524	564	461	368	14	8	-18	-20
<b>2</b>	<b>Pima County</b>	148	137	154	129	137	-7	12	-16	6
<b>3</b>	<b>Pinal County</b>	94	84	131	86	81	-11	56	-34	-6
<b>4</b>	<b>Mohave County</b>	53	61	61	52	57	15	0	-15	10
<b>5</b>	<b>Coconino County</b>	58	62	82	56	51	7	32	-32	-9
<b>6</b>	<b>Apache County</b>	54	32	33	50	45	-41	3	52	-10
<b>7</b>	<b>Yavapai County</b>	79	73	72	59	41	-8	-1	-18	-31
<b>8</b>	<b>Navajo County</b>	51	45	41	56	36	-12	-9	37	-36
<b>9</b>	<b>Cochise County</b>	53	47	35	21	33	-11	-26	-40	57
<b>10</b>	<b>Yuma County</b>	27	37	37	31	26	37	0	-16	-16
<b>Sub Total 1.</b>	<b>Top Ten Counties</b>	1,076	1,105	1,210	1,009	875	3	10	-17	-13
<b>Sub Total 2.</b>	<b>All Other Counties</b>	74	73	83	62	62	-1	14	-25	0
<b>Total</b>	<b>All Counties</b>	1,150	1,178	1,293	1,071	937	2	10	-17	-13

## 5 Year Trend for the Top 10 Counties of 2008 – Fatality Rates

Counties by 2008 Ranking		Fatalities Per 100,000 Population				
		2004	2005	2006	2007	2008
1	La Paz County	142.64	175.83	135.28	144.34	99.57
2	Apache County	79.48	46.88	47.61	71.77	64.10
3	Gila County	49.18	35.37	42.77	46.21	42.17
4	Coconino County	47.06	49.74	65.10	43.97	39.67
5	Greenlee County	0.00	27.43	107.41	12.92	37.49
6	Navajo County	48.56	42.07	37.64	50.41	31.93
7	Mohave County	29.73	32.82	31.68	26.55	29.04
8	Cochise County	43.05	37.45	27.62	16.42	25.58
9	Pinal County	42.63	35.42	48.75	28.58	24.75
10	Graham County	27.75	24.53	29.97	22.87	21.95
<b>Sub Total 1.</b>	<b>Top Ten Counties</b>	45.44	40.60	45.13	36.69	32.94
<b>Sub Total 2.</b>	<b>All Other Counties</b>	13.86	14.74	15.73	12.40	10.72
<b>Total</b>	<b>All Counties</b>	20.00	19.76	20.93	16.86	14.41

## STATE CERTIFICATIONS AND ASSURANCES

Failure to comply with applicable Federal statutes, regulations and directives may subject State officials to civil or criminal penalties and/or place the State in a high risk grantee status in accordance with 49 CFR 18.12.

Each fiscal year the State will sign these Certifications and Assurances that the State complies with all applicable Federal statutes, regulations, and directives in effect with respect to the periods for which it receives grant funding. Applicable provisions include, but not limited to, the following:

23 U.S.C. Chapter 4 - Highway Safety Act of 1966, as amended

49 CFR Part 18 - Uniform Administrative Requirements for Grants and Cooperative Agreements to State and Local Governments

23 CFR Chapter II - (§§1200, 1205, 1206, 1250, 1251, & 1252) Regulations governing highway safety programs

NHTSA Order 462-6C - Matching Rates for State and Community Highway Safety Programs

Highway Safety Grant Funding Policy for Field-Administered Grants

### Section 402 Requirements

The Governor is responsible for the administration of the State highway safety program through a State highway safety agency which has adequate powers and is suitably equipped and organized (as evidenced by appropriate oversight procedures governing such areas as procurement, financial administration, and the use, management, and disposition of equipment) to carry out the program (23 USC 402(b) (1) (A));

The political subdivisions of this State are authorized, as part of the State highway safety program, to carry out within their jurisdictions local highway safety programs which have been approved by the Governor and are in accordance with the uniform guidelines promulgated by the Secretary of Transportation (23 USC 402(b) (1) (B));

At least 40 per cent of all Federal funds apportioned to this State under 23 USC 402 for this fiscal year will be expended by or for the benefit of the political subdivision of the State in carrying out local highway safety programs (23 USC 402(b) (1) (C)), unless this requirement is waived in writing;

This State's highway safety program provides adequate and reasonable access for the safe and convenient movement of physically handicapped persons, including those in wheelchairs, across curbs constructed or replaced on or after July 1, 1976, at all pedestrian crosswalks (23 USC 402(b) (1) (D));

**The State will implement activities in support of national highway safety goals to reduce motor vehicle related fatalities that also reflect the primary data-related crash factors within the State as identified by the State highway safety planning process, including:**

**National law enforcement mobilizations,**

**Sustained enforcement of statutes addressing impaired driving, occupant protection, and driving in excess of posted speed limits,**

**An annual statewide safety belt use survey in accordance with criteria established by the Secretary for the measurement of State safety belt use rates to ensure that the measurements are accurate and representative,**

**Development of statewide data systems to provide timely and effective data analysis to support allocation of highway safety resources.**

**The State shall actively encourage all relevant law enforcement agencies in the State to follow the guidelines established for vehicular pursuits issued by the International Association of Chiefs of Police that are currently in effect. (23 USC 402 (b)(1)(E).**

### **Other Federal Requirements**

Cash drawdowns will be initiated only when actually needed for disbursement. 49 CFR 18.20

Cash disbursements and balances will be reported in a timely manner as required by NHTSA. 49 CFR 18.21.

The same standards of timing and amount, including the reporting of cash disbursement and balances, will be imposed upon any secondary recipient organizations. 49 CFR 18.41.

Failure to adhere to these provisions may result in the termination of drawdown privileges.

The State has submitted appropriate documentation for review to the single point of contact designated by the Governor to review Federal programs, as required by Executive Order 12372 (Intergovernmental Review of Federal Programs);

Equipment acquired under this agreement for use in highway safety program areas shall be used and kept in operation for highway safety purposes by the State; or the State, by formal agreement with appropriate officials of a political subdivision or State agency, shall cause such equipment to be used and kept in operation for highway safety purposes 23 CFR 1200.21

The State will comply with all applicable State procurement procedures and will maintain a financial management system that complies with the minimum requirements of 49 CFR 18.20;

### **Federal Funding Accountability and Transparency Act**

The State will report for each **sub-grant** awarded:

Name of the entity receiving the award;

Amount of the award;

Information on the award including transaction type, funding agency, the North American Industry Classification System code or Catalog of Federal Domestic Assistance number (where applicable), program source;

Location of the entity receiving the award and the primary location of performance under the award, including the city, State, congressional district, and country; , and an award title descriptive of the purpose of each funding action; A unique identifier (DUNS);

The names and total compensation of the five most highly compensated officers of the entity if-- of the entity receiving the award and of the parent entity of the recipient, should the entity be owned by another entity;

(i) the entity in the preceding fiscal year received—

(I) 80 percent or more of its annual gross revenues in Federal awards; and(II) \$25,000,000 or more in annual gross revenues from Federal awards; and(ii) the public does not have access to information about the compensation of the senior executives of the entity through periodic reports filed under section 13(a) or 15(d) of the Securities Exchange Act of 1934 (15 U.S.C. 78m(a), 78o(d)) or section 6104 of the Internal Revenue Code of 1986;

Other relevant information specified by the Office of Management and Budget in subsequent guidance or regulation. The State highway safety agency will comply with all Federal statutes and implementing regulations relating to nondiscrimination. These include but are not limited to: (a) Title VI of the Civil Rights Act of 1964 (P.L. 88-352) which prohibits discrimination on the basis of race, color or national origin (and 49 CFR Part 21); (b) Title IX of the Education Amendments of 1972, as amended (20 U.S.C. §§ 1681-1683, and 1685-1686), which prohibits discrimination on the basis of sex; (c) Section 504 of the Rehabilitation Act of 1973, as amended (29 U.S.C. §794) and the Americans with Disabilities Act of 1990 (42 USC § 12101, *et seq.*; PL 101-336), which prohibits discrimination on the basis of disabilities (and 49 CFR Part 27); (d) the Age Discrimination Act of 1975, as amended (42U.S.C. §§ 6101-6107), which prohibits discrimination on the basis of age; (e) the Drug Abuse Office and Treatment Act of 1972 (P.L. 92-255), as amended, relating to nondiscrimination on the basis of drug abuse; (f) the comprehensive Alcohol Abuse and Alcoholism Prevention, Treatment and Rehabilitation Act of 1970(P.L. 91-616), as amended, relating to nondiscrimination on the basis of alcohol abuse of alcoholism; (g) §§ 523 and 527 of the Public Health Service Act of 1912 (42 U.S.C. §§ 290 dd-3 and 290 ee-3), as amended, relating to confidentiality of alcohol and drug abuse patient records; (h) Title VIII of the Civil Rights Act of 1968 (42 U.S.C. §§ 3601 *et seq.*), as amended, relating to nondiscrimination in the sale, rental or financing of housing; (i) any other nondiscrimination provisions in the specific statute(s) under which application for Federal assistance is being made; The Civil Rights Restoration Act of 1987, which provides that any portion of a state or local entity receiving federal funds will obligate all programs or activities of that entity to comply with these civil rights laws; and, (k) the requirements of any other nondiscrimination statute(s) which may apply to the application.

### **The Drug-free Workplace Act of 1988(41 U.S.C. 702);**

The State will provide a drug-free workplace by:

- a. Publishing a statement notifying employees that the unlawful manufacture, distribution, dispensing, possession or use of a controlled substance is prohibited in the grantee's workplace and specifying the actions that will be taken against employees for violation of such prohibition;
- b. Establishing a drug-free awareness program to inform employees about:
  1. The dangers of drug abuse in the workplace.
  2. The grantee's policy of maintaining a drug-free workplace.
  3. Any available drug counseling, rehabilitation, and employee assistance programs.

4. The penalties that may be imposed upon employees for drug violations occurring in the workplace.
- c. Making it a requirement that each employee engaged in the performance of the grant be given a copy of the statement required by paragraph (a).
- d. Notifying the employee in the statement required by paragraph (a) that, as a condition of employment under the grant, the employee will –
  1. Abide by the terms of the statement.
  2. Notify the employer of any criminal drug statute conviction for a violation occurring in the workplace no later than five days after such conviction.
- e. Notifying the agency within ten days after receiving notice under subparagraph (d) (2) from an employee or otherwise receiving actual notice of such conviction.
- f. Taking one of the following actions, within 30 days of receiving notice under subparagraph (d) (2), with respect to any employee who is so convicted -
  1. Taking appropriate personnel action against such an employee, up to and including termination.
  2. Requiring such employee to participate satisfactorily in a drug abuse assistance or rehabilitation program approved for such purposes by a Federal, State, or local health, law enforcement, or other appropriate agency.
- g. Making a good faith effort to continue to maintain a drug-free workplace through implementation of paragraphs (a), (b), (c), (d), (e), and (f) above.

### **Buy America Act**

The State will comply with the provisions of the Buy America Act (49 U.S.C. 5323(j)) which contains the following requirements:

Only steel, iron and manufactured products produced in the United States may be purchased with Federal funds unless the Secretary of Transportation determines that such domestic purchases would be inconsistent with the public interest; that such materials are not reasonably available and of a satisfactory quality; or that inclusion of domestic materials will increase the cost of the overall project contract by more than 25 percent. Clear justification for the purchase of non-domestic items must be in the form of a waiver request submitted to and approved by the Secretary of Transportation.

## **Political Activity (Hatch Act)**

The State will comply, as applicable, with provisions of the Hatch Act (5 U.S.C. §§1501-1508 and 7324-7328) which limit the political activities of employees whose principal employment activities are funded in whole or in part with Federal funds.

## **Certification Regarding Federal Lobbying**

Certification for Contracts, Grants, Loans, and Cooperative Agreements

The undersigned certifies, to the best of his or her knowledge and belief, that:

1. No Federal appropriated funds have been paid or will be paid, by or on behalf of the undersigned, to any person for influencing or attempting to influence an officer or employee of any agency, a Member of Congress, an officer or employee of Congress, or an employee of a Member of Congress in connection with the awarding of any Federal contract, the making of any Federal grant, the making of any Federal loan, the entering into of any cooperative agreement, and the extension, continuation, renewal, amendment, or modification of any Federal contract, grant, loan, or cooperative agreement.
2. If any funds other than Federal appropriated funds have been paid or will be paid to any person for influencing or attempting to influence an officer or employee of any agency, a Member of Congress, an officer or employee of Congress, or an employee of a Member of Congress in connection with this Federal contract, grant, loan, or cooperative agreement, the undersigned shall complete and submit Standard Form-LLL, "Disclosure Form to Report Lobbying," in accordance with its instructions.
3. The undersigned shall require that the language of this certification be included in the award documents for all sub-award at all tiers (including subcontracts, subgrants, and contracts under grant, loans, and cooperative agreements) and that all subrecipients shall certify and disclose accordingly.

This certification is a material representation of fact upon which reliance was placed when this transaction was made or entered into. Submission of this certification is a prerequisite for making or entering into this transaction imposed by section 1352, title 31, U.S. Code. Any person who fails to file the required certification shall be subject to a civil penalty of not less than \$10,000 and not more than \$100,000 for each such failure.

## **Restriction on State Lobbying**

None of the funds under this program will be used for any activity specifically designed to urge or influence a State or local legislator to favor or oppose the adoption of any specific legislative proposal pending before any State or local legislative body. Such activities include both direct and indirect (e.g., "grassroots") lobbying activities, with one exception. This does not preclude a State official whose salary is supported with NHTSA funds from engaging in direct communications with State or local legislative officials, in accordance with customary State practice, even if such communications urge legislative officials to favor or oppose the adoption of a specific pending legislative proposal.

## Certification Regarding Debarment and Suspension

### Instructions for Primary Certification

1. By signing and submitting this proposal, the prospective primary participant is providing the certification set out below.
2. The inability of a person to provide the certification required below will not necessarily result in denial of participation in this covered transaction. The prospective participant shall submit an explanation of why it cannot provide the certification set out below. The certification or explanation will be considered in connection with the department or agency's determination whether to enter into this transaction. However, failure of the prospective primary participant to furnish a certification or an explanation shall disqualify such person from participation in this transaction.
3. The certification in this clause is a material representation of fact upon which reliance was placed when the department or agency determined to enter into this transaction. If it is later determined that the prospective primary participant knowingly rendered an erroneous certification, in addition to other remedies available to the Federal Government, the department or agency may terminate this transaction for cause or default.
4. The prospective primary participant shall provide immediate written notice to the department or agency to which this proposal is submitted if at any time the prospective primary participant learns its certification was erroneous when submitted or has become erroneous by reason of changed circumstances.
5. The terms **covered transaction, debarred, suspended, ineligible, lower tier covered transaction, participant, person, primary covered transaction, principal, proposal, and voluntarily excluded**, as used in this clause, have the meaning set out in the Definitions and coverage sections of 49 CFR Part 29. You may contact the department or agency to which this proposal is being submitted for assistance in obtaining a copy of those regulations.
6. The prospective primary participant agrees by submitting this proposal that, should the proposed covered transaction be entered into, it shall not knowingly enter into any lower tier covered transaction with a person who is proposed for debarment under 48 CFR Part 9, subpart 9.4, debarred, suspended, declared ineligible, or voluntarily excluded from participation in this covered transaction, unless authorized by the department or agency entering into this transaction.
7. The prospective primary participant further agrees by submitting this proposal that it will include the clause titled "Certification Regarding Debarment, Suspension, Ineligibility and Voluntary Exclusion-Lower Tier Covered Transaction," provided by the department or agency entering into this covered transaction, without modification, in all lower tier covered transactions and in all solicitations for lower tier covered transactions.
8. A participant in a covered transaction may rely upon a certification of a prospective participant in a lower tier covered transaction that it is not proposed for debarment under 48 CFR Part 9, subpart 9.4, debarred, suspended, ineligible, or voluntarily excluded from the covered transaction, unless it knows that the certification is erroneous. A participant may decide the method and frequency by which it determines the eligibility of its principals. Each

participant may, but is not required to, check the list of Parties Excluded from Federal Procurement and Non-procurement Programs.

9. Nothing contained in the foregoing shall be construed to require establishment of a system of records in order to render in good faith the certification required by this clause. The knowledge and information of a participant is not required to exceed that which is normally possessed by a prudent person in the ordinary course of business dealings.

10. Except for transactions authorized under paragraph 6 of these instructions, if a participant in a covered transaction knowingly enters into a lower tier covered transaction with a person who is proposed for debarment under 48 CFR Part 9, subpart 9.4, suspended, debarred, ineligible, or voluntarily excluded from participation in this transaction, in addition to other remedies available to the Federal Government, the department or agency may terminate this transaction for cause or default.

### **Certification Regarding Debarment, Suspension, and Other Responsibility Matters-Primary Covered Transactions**

(1) The prospective primary participant certifies to the best of its knowledge and belief, that its principals:

(a) Are not presently debarred, suspended, proposed for debarment, declared ineligible, or voluntarily excluded by any Federal department or agency;

(b) Have not within a three-year period preceding this proposal been convicted of or had a civil judgment rendered against them for commission of fraud or a criminal offense in connection with obtaining, attempting to obtain, or performing a public (Federal, State or local) transaction or contract under a public transaction; violation of Federal or State antitrust statutes or commission of embezzlement, theft, forgery, bribery, falsification or destruction of record, making false statements, or receiving stolen property;

(c) Are not presently indicted for or otherwise criminally or civilly charged by a governmental entity (Federal, State or Local) with commission of any of the offenses enumerated in paragraph (1)(b) of this certification; and

(d) Have not within a three-year period preceding this application/proposal had one or more public transactions (Federal, State, or local) terminated for cause or default.

(2) Where the prospective primary participant is unable to certify to any of the Statements in this certification, such prospective participant shall attach an explanation to this proposal.

### **Instructions for Lower Tier Certification**

1. By signing and submitting this proposal, the prospective lower tier participant is providing the certification set out below.

2. The certification in this clause is a material representation of fact upon which reliance was placed when this transaction was entered into. If it is later determined that the prospective lower tier participant knowingly rendered an erroneous certification, in addition to other remedies available to the Federal government, the department or agency with which this transaction originated may pursue available remedies, including suspension and/or debarment.

3. The prospective lower tier participant shall provide immediate written notice to the person to which this proposal is submitted if at any time the prospective lower tier participant learns that its certification was erroneous when submitted or has become erroneous by reason of changed circumstances.

4. The terms **covered transaction, debarred, suspended, ineligible, lower tier covered transaction, participant, person, primary covered transaction, principal, proposal, and voluntarily excluded**, as used in this clause, have the meanings set out in the Definition and Coverage sections of 49 CFR Part 29. You may contact the person to whom this proposal is submitted for assistance in obtaining a copy of those regulations.

5. The prospective lower tier participant agrees by submitting this proposal that, should the proposed covered transaction be entered into, it shall not knowingly enter into any lower tier covered transaction with a person who is proposed for debarment under 48 CFR Part 9, subpart 9.4, debarred, suspended, declared ineligible, or voluntarily excluded from participation in this covered transaction, unless authorized by the department or agency with which this transaction originated.

6. The prospective lower tier participant further agrees by submitting this proposal that it will include the clause titled "Certification Regarding Debarment, Suspension, Ineligibility and Voluntary Exclusion – Lower Tier Covered Transaction," without modification, in all lower tier covered transactions and in all solicitations for lower tier covered transactions. (See below)

7. A participant in a covered transaction may rely upon a certification of a prospective participant in a lower tier covered transaction that it is not proposed for debarment under 48 CFR Part 9, subpart 9.4, debarred, suspended, ineligible, or voluntarily excluded from the covered transaction, unless it knows that the certification is erroneous. A participant may decide the method and frequency by which it determines the eligibility of its principals. Each participant may, but is not required to, check the List of Parties Excluded from Federal Procurement and Non-procurement Programs.

8. Nothing contained in the foregoing shall be construed to require establishment of a system of records in order to render in good faith the certification required by this clause. The knowledge and information of a participant is not required to exceed that which is normally possessed by a prudent person in the ordinary course of business dealings.

9. Except for transactions authorized under paragraph 5 of these instructions, if a participant in a covered transaction knowingly enters into a lower tier covered transaction with a person who is proposed for debarment under 48 CFR Part 9, subpart 9.4, suspended, debarred, ineligible, or voluntarily excluded from participation in this transaction, in addition to other remedies available to the Federal government, the department or agency with which this transaction originated may pursue available remedies, including suspension and/or debarment.


**Certification Regarding Debarment, Suspension, Ineligibility and Voluntary Exclusion – Lower Tier Covered Transactions:**

1. The prospective lower tier participant certifies, by submission of this proposal, that neither it nor its principals is presently debarred, suspended, proposed for debarment, declared ineligible, or voluntarily excluded from participation in this transaction by any Federal department or agency.

2. Where the prospective lower tier participant is unable to certify to any of the statements in this certification, such prospective participant shall attach an explanation to this proposal.

## Environmental Impact

The Governor's Representative for Highway Safety has reviewed the State's Fiscal Year highway safety planning document and hereby declares that no significant environmental impact will result from implementing this Highway Safety Plan. If, under a future revision, this Plan will be modified in such a manner that a project would be instituted that could affect environmental quality to the extent that a review and statement would be necessary, this office is prepared to take the action necessary to comply with the National Environmental Policy Act of 1969 (42 USC 4321 et seq.) and the implementing regulations of the Council on Environmental Quality (40 CFR Parts 1500-1517).

  
\_\_\_\_\_  
Alberto C. Gutier, Director and  
Governor's Representative for Highway Safety  
ARIZONA  
\_\_\_\_\_  
State  
2011  
\_\_\_\_\_  
For Fiscal Year  
8-24-2010  
\_\_\_\_\_  
Date

## Policy to Ban Text Messaging While Driving

In accordance with Executive Order 13513, Federal Leadership On Reducing Text Messaging While Driving, and DOT Order 3902.10, Text Messaging While Driving, States are encouraged to:

Adopt and enforce workplace safety policies to decrease crashes caused by distracted driving including policies to ban text messaging while driving—

Company-owned or –rented vehicles, or Government-owned, leased or rented vehicles; or Privately-owned when on official Government business or when performing any work on or behalf of the Government.

Conduct workplace safety initiatives in a manner commensurate with the size of the business, such as –  
Establishment of new rules and programs or re-evaluation of existing programs to prohibit text messaging while driving; and

Education, awareness, and other outreach to employees about the safety risks associated with texting while driving.

## PLANNING AND ADMINISTRATION

**PROGRAM GOAL: TO EFFICIENTLY AND EFFECTIVELY  
MANAGE ARIZONA'S HIGHWAY SAFETY PROGRAM.**

### PROGRAM OVERVIEW

The Planning and Administration ("PA") program area includes those activities and costs necessary for the overall management and operations of the Arizona GOHS.

The Director of the GOHS is responsible for Arizona's Highway Safety Program and serves as the Governor's Highway Safety Representative. As the Governor's representative, the GOHS Director participates in activities that impact the highway safety programs and policies nationwide.

GOHS staff activities include, grant writing, monitoring and auditing, evaluating project accomplishments, preparing reports for the GOHS Director and coordinate training opportunities.

### PERFORMANCE PLAN

It is the goal of the Planning and Administration Program to provide the management, supervision, and support services for the activities necessary to operate the Highway Safety Program in the State of Arizona. The performance measures to support this goal include:

- Process all grants to subgrantees by start of Federal Fiscal Year on October 1
- Monitor all grants at least once in the fiscal year
- Develop a coordinated Highway Safety Plan (HSP) by September 1 of each calendar year.
- Develop, coordinate, monitor and evaluate traffic safety projects identified in the HSP
- Promote highway safety awareness through educational programs and public awareness campaigns
- Prepare the Annual Evaluation Report by December 31<sup>st</sup> of each calendar year
- Utilize all available means for improving and promoting Arizona's Highway Safety Program

## TASKS

### SECTION 402

#### TASK 1 – PLANNING AND ADMINISTRATION

Project Summary: This task will provide funding to the Governor’s Office of Highway Safety to coordinate and monitor activities and projects relating to the planning and administration of the Arizona Highway Safety Program.

Agency	Amount
GOHS	\$370,000



Arizona Governor Jan Brewer, Chairmen of the Arizona Senate and House Public Safety Committees, Police Chiefs, Sheriffs, Officers, GOHS Director and NHTSA Region IX Administrator at Holiday DUI Task Force Kick Off Press Conference at the Arizona State Capitol, December 2009

## ACCIDENT INVESTIGATION

**PROGRAM GOAL: TO PROVIDE TRAINING AND RESOURCES FOR VEHICULAR CRIMES UNITS TO MORE EFFECTIVELY AIDE IN THE INVESTIGATION AND PROSECUTION OF FATAL TRAFFIC COLLISIONS.**

### PROGRAM OVERVIEW

Accident investigation (“AI”) is a program administered by agencies funded by GOHS in order to verify the parameters of a crash, the demarcations of the crash, the exact location of the crash – both in a state highway or a city/county street, to produce an investigative report that will show where the vehicles were positioned before and after the crash by considering skid marks, debris and position of the vehicles at the point of impact (“PI”) and at the point of rest (“PR”) in order to determine the causation and consequences of the crash.

AI reports include statements from witnesses, victims and other drivers in order to determine where the fault lies with the crash and whether citations should be issued.

AI is primarily done by electronic equipment, like Accident Investigation Measurement System (“AIMS”), GPS Tracking and one man stations that provide the investigator with exact technical data that will produce a reproduction of the crash. Most cities have intersections on GPS so they can draw the accident report into a diagram by superimposing PI’s and PR’s into the exact location of the incident.

The Vehicular Crimes Units (“VCU”) for agencies provide this service. AZ DPS provides these services for smaller jurisdictions that are unable to afford sophisticated equipment. Equipment and overtime provided to these investigators is critical to reporting the crash where there are injuries or fatalities involved that will end up being discussed in court – both criminal and civil.

### PERFORMANCE PLAN

#### EQUIPMENT

GOHS provides funding for crash mapping software, AIMS and Nikkon Total Station Kits, to help agencies in their duties investigating traffic accidents. Agencies funded by GOHS often provide accident investigation and reconstruction services to neighboring agencies without necessary equipment to perform this function on their own.

## TRAINING

Funding is provided for agencies to receive IPTM training in accident investigation and reconstruction.

## SECTION 402

### TASKS

#### TASK 1 – ACCIDENT INVESTIGATION EQUIPMENT

Project Summary: This task provides funding for agencies to purchase equipment to aid in their VCU in the investigation and reconstruction of traffic accidents. Funding will be provided for crash mapping and CDR software, two AIMS units, one Nikon total station units, tripods for cameras, one vericom accelerometer and one AIMS battery.

Agency	Amount
Salt River PD	\$ 32,000
Camp Verde MO	\$ 12,000
Yavapai CSO	\$ 12,000
Pima CSO	\$ 7,000
Phoenix PD	\$ 5,000
Tempe PD	\$ 2,550
Thatcher PD	\$ 2,400
<b>Total</b>	<b>\$ 72,950</b>

#### TASK 2 – ACCIDENT INVESTIGATION TRAINING

Project Summary: This task provides funding for agencies to receive training through the Institute of Police Technology and Management in accident investigation and reconstruction.

Agency	Amount
Tempe PD	\$ 10,230
Glendale PD	\$ 6,300
Maricopa CSO	\$ 2,480
Salt River PD	\$ 2,395
<b>Total</b>	<b>\$ 21,405</b>

### **TASK 3 – GOVERNOR’S OFFICE OF HIGHWAY SAFETY PROGRAM ADMINISTRATION**

Project Summary: GOHS personnel will administer and manage section 402 accident investigation programs. Functions include writing, managing and monitoring grants and contracts. GOHS personnel coordinate the activities and tasks outlined in the Highway Safety Plan and provide status reports and updates on project activity to the GOHS Director and other parties as required. GOHS personnel monitor project activity, prepare and maintain project documentation and evaluate task accomplishments for their grant portfolio. Funding will support personnel services, employee related expenses, and other operating expenses for GOHS grant manager and grant project coordinators.

<b>Agency</b>	<b>Amount</b>
GOHS	\$18,865

## ALCOHOL AND OTHER DRUGS

**PROGRAM GOAL: TO DECREASE ALCOHOL AND DRUG RELATED DRIVING FATALITIES, INJURIES AND CRASHES THROUGH ENFORCEMENT, EDUCATION AND PUBLIC AWARENESS.**

### PROGRAM OVERVIEW

Alcohol and drug-related fatalities continue to be a leading cause of death on Arizona roads and highways. In 2009, Arizona saw a 1.88 percent decrease in alcohol-related fatalities from 2008, with 261 individuals killed as a result of alcohol-related accidents. Alcohol-impaired fatalities per 100 million VMT decreased from 0.54 in 2007 to 0.43 in 2008 (slightly above the national average of 0.43). In 2009, the Arizona Supreme Court reported that there were 82,719 charges for DUI and Extreme DUI, a 3.42 percent decrease over 2008.

To combat the prevalence of impaired driving, GOHS devotes a significant amount of resources to overtime enforcement, equipment and training for law enforcement officers statewide. Arizona law enforcement officers and prosecutors are aided by some of the toughest DUI laws in the country.

Arizona's Impaired Driving Program utilizes enforcement, education and public awareness to reduce the number of fatalities and injuries resulting from alcohol-impaired collisions. GOHS will continue to fund these programs which have proven to be successful in reducing the number of alcohol-related fatalities, increasing the number of DUI arrests and continuing to keep Arizona's highways and roadways safe.

Arizona's DUI enforcement program includes two parallel enforcement activities: (1) year-long sustained enforcement efforts and (2) periodic enhanced enforcement campaigns (such as Holiday DUI Task Force enforcement efforts). **The goal of Arizona's DUI Enforcement efforts is to identify areas that have a high frequency of fatal and/or serious injury collisions and devote resources to these locations in an effort to reduce alcohol-related fatalities.**

Public awareness activities, consisting of earned and paid media efforts will focus on increasing the public's awareness of ongoing statewide DUI enforcement activities. GOHS Director Alberto Gutier conducts press conferences and frequent media interviews, in English and Spanish, throughout the year and during all Holiday enforcement campaigns. Earned media is supplemented by targeted paid media efforts emphasizing Arizona's "Drive Hammered...Get Nailed!" slogan, including radio and print ads and sponsorship of the Arizona Cardinals.



In addition to high visibility enforcement and media campaigns, GOHS places a large emphasis on training law enforcement officers in Standardized Field Sobriety Test ("SFST") and Horizontal Gaze Nystagmus ("HGN") training, Law Enforcement Phlebotomy Training,

Drug Recognition Expert (“DRE”) courses, Advanced Roadside Impaired Driving Enforcement (“ARIDE”) and Drug Impaired Training for Educational Professionals (“DITEP”) courses.

GOHS also conducts training for prosecutors and judges on DUI law issues through the Arizona Prosecuting Attorney’s Advisory Council (“APAAC”) and the Arizona Supreme Court.

GOHS devotes resources to enforce underage drinking laws through partnerships with MADD and SADD. Additional funding is devoted to agencies to conduct underage drinking enforcement efforts, examples include Phoenix Police Department’s “Party Crew” enforcement, and programs in Yavapai County.

## PERFORMANCE PLAN

### ENFORCEMENT

Priority funding is given to agencies that have proven to be the most successful with funding received from past GOHS grant awards. Participating agencies received funding based on number of DUI arrests, fatalities and injuries over the previous three years. In FFY 2011, GOHS is providing Section 402 Alcohol funding to 56 agencies and Section 410 Alcohol funding to 14 agencies conduct high visibility enforcement campaigns.

In calendar year 2009, DUI arrests made as part of reported DUI enforcement (funded by Sections 410, 410 High Fatality and 410 High Visibility) increased **36%** over the prior year. Through the first six months of 2010, DUI Task Force enforcement details have arrested 8,521 drivers for DUI – a pace that if sustained through the end of the year will represent a **20%** increase over 2009.

Arizona’s successful DUI enforcement efforts are attributable to law enforcement officers being highly trained to develop the necessary skills, knowledge and abilities to detect drivers impaired by alcohol, arrest and aid in the successful prosecution of these offenders.

### EDUCATION

GOHS devotes a significant amount of resources toward the training of officers in areas such as SFST, DRE, HGN, DUI report writing and testimony, law enforcement phlebotomy, ARIDE and DITEP. It is a direct result of these training opportunities that Arizona continues to be the national leader in the number of officers that are certified as Drug Recognition Experts (DRE) and DRE Instructors. Arizona’s robust DRE training program has proven to be a successful model for other states to adopt, consequently, Arizona provides training to law enforcement officials from other states and countries. Through the first six months of calendar year 2010, with funding from GOHS, the Maricopa County Sheriff’s Office hosted 48 certification nights, with 878 urine samples collected from subjects – with officers conducting over 1,600 DREs.

Due to the prevalence of alcohol and drug impaired drivers, GOHS places a large emphasis on the education and certification of DREs. Arizona’s law enforcement phlebotomy program provides training and certification to law enforcement officers by providing them the necessary tools to obtain blood for evidentiary purposes which aid in successful DUI prosecutions. Through DITEP training, GOHS provides hands-on practical education to law enforcement to identify the 10 signs and symptoms of alcohol and drug impairment in students at the High School and Junior High School level.

The funds invested in training law enforcement officers continue to demonstrate positive results. Arizona continues to be a national leader in DREs with 568 in 2009 (trailing only California), Arizona ranks 7<sup>th</sup> in the country with 5.3 evaluations per DRE.

## PUBLIC AWARENESS

This past year under the direction of GOHS Director Alberto Gutier, GOHS expended \$200,000 in paid media campaigns promoting the “Drive Hammered...Get Nailed!” theme. These funds supported billboard promotions, radio, television and print media. Last year, GOHS partnered with the Arizona Cardinals football club to promote sober designated drivers at Cardinals home football games and on the Cardinals radio broadcast. This year the Cardinals improved to be the fifth best team in the league for signing up designated drivers at home football games. GOHS is proud of the partnership established with the Cardinals and other statewide media to promote designated driving.

GOHS Director Alberto Gutier conducts an annual press conference to kick off the Holiday DUI enforcement campaign at the State Capitol. This event is widely covered by local TV, radio and print media. Additionally, with GOHS’ online DUI reporting system, press releases during planned enforcement events are distributed to the media on a daily basis with updated impaired driving statistics from the previous evening’s activity, plus cumulative data. These releases provide constant news reports on DUI arrests and the importance—and pleas—to the public to reduce these numbers. GOHS Director Alberto Gutier is constantly doing radio, TV and newspaper interviews to expand on the reports.

GOHS funding dictates that each agency receiving DUI enforcement funds conduct educational and public awareness campaigns in their respective communities.

## TASKS

### SECTION 402

#### TASK 1 – DUI ENFORCEMENT AND OVERTIME

Project Summary: Federal 402 funds will support comprehensive impaired driving enforcement efforts throughout Arizona. Funding will support overtime and related employee related expenses to conduct high visibility enforcement efforts, DUI saturation patrols and checkpoints.

Agency	FINAL 402 FUNDING AMOUNT
Salt River PD	\$ 49,680
Scottsdale PD	\$ 43,192
Yavapai CSO	\$ 33,946
Kingman PD	\$ 32,623
Marana PD	\$ 30,619

AZ Capital PD	\$ 27,500
Cochise CSO	\$ 25,600
Maricopa PD	\$ 25,459
La Paz CSO	\$ 25,000
Oro Valley PD	\$ 24,310
Prescott PD	\$ 24,300
Prescott Valley PD	\$ 24,300
Maricopa CSO	\$ 23,521
Avondale PD	\$ 22,950
Navajo CSO	\$ 20,583
Pima CCCD DPS	\$ 20,520
Sierra Vista PD	\$ 20,250
Surprise PD	\$ 20,050
Buckeye PD	\$ 20,000
Nogales PD	\$ 19,849
Chino Valley PD	\$ 18,492
Lake Havasu City PD	\$ 16,358
Douglas PD	\$ 16,215
Tolleson PD	\$ 16,200
AZDLLC	\$ 15,000
Flagstaff PD	\$ 15,000
Payson PD	\$ 13,500
Mohave CSO	\$ 12,909
Cottonwood PD	\$ 12,000
ASU PD	\$ 11,830
Show Low PD	\$ 10,800
Eagar PD	\$ 9,959
Pascua Yaqui PD	\$ 9,660
Casa Grande PD	\$ 9,625
Safford PD	\$ 8,505
Sahuarita PD	\$ 8,108
El Mirage PD	\$ 8,107
White Mountain Tribal Traffic Safety Coalition	\$ 7,740
Pima PD	\$ 7,138
Clarkdale PD	\$ 6,780
Clifton PD	\$ 6,750
St John's PD	\$ 6,750
Pinetop-Lakeside PD	\$ 6,500
U of A PD	\$ 5,644
Thatcher PD	\$ 5,400
Snowflake Taylor PD	\$ 4,725
Springerville PD	\$ 4,200
Greenlee CSO	\$ 4,000
Holbrook PD	\$ 3,200
Benson PD	\$ 3,000

Quartzsite PD	\$ 2,970
San Luis PD	\$ 2,700
Williams PD	\$ 2,025
Parker PD	\$ 1,297
<b>Total</b>	<b>\$ 827,339</b>

## TASK 2 – DUI EDUCATION AND PUBLIC AWARENESS

**Project Summary:** This task provides funding for continued public education and awareness campaigns focused on youth alcohol programs. The court monitoring program by MADD in Maricopa and Pima Counties will assist GOHS and the TSRP in identifying efficient prosecution and adjudication of DUI and impaired driving cases. SADD will utilize these funds to educate youth statewide about the dangers associated with underage alcohol consumption and impaired driving. Funding will also be provided for the MADD and SADD national conferences. In partnership with law enforcement agencies and school districts GOHS is implementing a new program in FFY 2011 to reach out to high schools across the state to conduct programs to educate youth about the risks associated with underage alcohol consumption.

Agency	Amount
GOHS	\$ 15,000
MADD	\$ 35,100
MADD	\$ 27,850
SADD	\$ 42,400
<b>Total</b>	<b>\$ 120,350</b>

## TASK 3 – DUI TRAINING

**Project Summary:** Most training for Arizona law enforcement officers is provided for out of Section 410 funds – training for SFST, DRE, Phlebotomy, HGN, ARIDE and DITEP. This task provides training for the annual DRE conference and to the DRE Technical Advisory Panel (“TAP”) meeting. Additional funding will be utilized for the annual GOHS training conference for prosecutors, judges and law enforcement personnel. This task will also provide funding for the 2011 Lifesavers conference to be held in Phoenix.

Agency	Amount
GOHS – DRE Conference	\$ 15,000
GOHS Conference	\$ 50,000
Lifesavers	\$ 12,000
Phoenix PD – TAP DRE Meeting	\$ 4,000
<b>Total</b>	<b>\$ 81,000</b>

## TASK 4 – DUI EQUIPMENT

Project Summary: This task will fund equipment, such as Portable Breath Testing Devices (“PBT”), Phlebotomy supplies, Medtox drug testing kits, urine and blood kits, and gas cylinders used to calibrate PBTs and Intoxilyzers. PBTs are handheld instruments used in the field by law enforcement officers to provide a preliminary alcohol concentration on suspected alcohol/drug impaired drivers and underage alcohol offenders.

Agency	Amount
Maricopa CSO	\$ 23,500
Mesa Police Department	\$ 19,000
AZ DPS	\$ 13,380
Pima CSO	\$ 12,500
Phoenix PD	\$ 10,000
ASU PD	\$ 8,776
Cochise CSO	\$ 7,350
Yavapai CSO	\$ 5,852
El Mirage PD	\$ 5,200
Chandler PD	\$ 5,000
Phoenix PD	\$ 4,500
Bullhead City PD	\$ 3,330
AZ Capital PD	\$ 3,234
Glendale PD	\$ 3,000
Pinetop-Lakeside PD	\$ 3,000
Surprise PD	\$ 2,324
Tempe PD	\$ 2,220
Payson PD	\$ 2,000
Prescott PD	\$ 2,000
Mohave CSO	\$ 1,674
Lake Havasu City PD	\$ 1,500
Sierra Vista PD	\$ 1,500
Parker PD	\$ 1,200
Benson PD	\$ 1,000
Clarkdale PD	\$ 1,000
Peoria PD	\$ 1,000
Pima CCCD DPS	\$ 1,000
Springerville PD	\$ 1,000
St Johns PD	\$ 1,000
Thatcher PD	\$ 1,000
White Mountain Tribal Traffic Safety Coalition	\$ 1,000
Tucson PD	\$ 500
<b>Total</b>	<b>\$ 150,540</b>

## TASK 5 – DUI MATERIALS AND SUPPLIES

Project Summary: To provide funding for supplies such as PBT and Intoxilyzer mouthpieces, printing of training material, and other collateral material (such as pencils and badges for community events).

Agency	Amount
AZDLLC	\$ 5,000
Pascua Yaqui PD	\$ 2,950
Glendale PD	\$ 1,200
Yavapai County Sheriff	\$ 1,000
Maricopa CSO	\$ 500
Safford PD	\$ 200
Peoria PD	\$ 187
Pinetop-Lakeside PD	\$ 180
ASU PD	\$ 177
Pinal CSO	\$ 120
Clarkdale PD	\$ 75
<b>Total</b>	<b>\$ 11,589</b>

## TASK 6 – GOVERNOR’S OFFICE OF HIGHWAY SAFETY PROGRAM ADMINISTRATION

Project Summary: GOHS personnel will administer and manage 402 Alcohol programs. Functions include writing, managing and monitoring grants and contracts. GOHS personnel coordinate the activities and tasks outlined in the Highway Safety Plan and provide status reports and updates on project activity to the GOHS Director and other parties as required. GOHS personnel monitor project activity, prepare and maintain project documentation and evaluate task accomplishments for their grant portfolio. Funding will support personnel services, employee related expenses, and other operating expenses for GOHS grant manager and grant project coordinators.

Agency	Amount
GOHS - Personnel	\$ 179,929

## TASK 7 – GOVERNOR’S OFFICE OF HIGHWAY SAFETY ALCOHOL SURVEY

Project Summary: GOHS will conduct an annual survey on alcohol, occupant protection and speeding behavior and perceptions about enforcement and media.

Agency	Amount
GOHS	\$ 7,000

## TASK 8 – GOVERNOR’S OFFICE OF HIGHWAY SAFETY PUBLIC INFORMATION & EDUCATION MATERIALS AND OUTREACH

Project Summary: This task will support the development, printing and distribution of public information and education materials to promote public awareness of and compliance with Arizona’s DUI laws. Funding will additionally support GOHS’ “Highway Safety Days” at the Arizona State Fair to provide the public information and education about Arizona DUI laws and general traffic safety issues. Additionally, this task will support one dedicated storage unit for DUI PI&E materials.

Agency	Amount
GOHS – PI&E	\$ 10,000
GOHS – Public Safety Days	\$ 7,500
GOHS – Storage Unit	\$ 1,164
<b>Total</b>	<b>\$ 18,664</b>

## SECTION 410

### TASK 1 – DUI ENFORCEMENT AND OVERTIME

Project Summary: Federal 410 funds will support comprehensive impaired driving enforcement efforts throughout Arizona. Funding will support overtime and related employee related expenses to conduct high visibility enforcement efforts, DUI saturation patrols and checkpoints.

Agency	Amount
AZ DPS	\$ 270,000
Pima CSO	\$ 133,440
Tucson PD	\$ 118,449
Maricopa CSO	\$ 117,603
Phoenix PD	\$ 104,000
Gilbert PD	\$ 99,084
Mesa Police Department	\$ 88,324
Chandler PD	\$ 69,866
Tempe PD	\$ 58,446
Glendale PD	\$ 55,814
Phoenix PD	\$ 52,000
Goodyear PD	\$ 50,891
Pinal CSO	\$ 47,840
Peoria PD	\$ 40,000
<b>Total</b>	<b>\$ 1,305,757</b>

## TASK 2 – TRAFFIC SAFETY RESOURCE PROSECUTOR

Project Summary: Arizona’s Traffic Safety Resource Prosecutor assists prosecutors statewide in the adjudication of impaired driving cases. The TSRP will continue to focus on two goals: (1) increase the visibility of traffic safety cases with prosecutors and prosecutors’ visibility with the traffic safety community, and (2) increase the confidence of prosecutors to go into the courtroom. Funding will be provided for personnel services, employee related expenses, materials and supplies and travel.

Agency	Amount
City of Phoenix Prosecutor’s Office	\$ 206,407

## TASK 3 – IMPAIRED DRIVING TRAINING

Project Summary: This task provides funding for training Arizona law enforcement officers in SFST, DRE, HGN, DUI report writing and testimony, law enforcement phlebotomy, ARIDE and DITEP. Funding supports expenses related to classes, including DRE and phlebotomy kits, textbooks and manuals, and travel.

Agency	Amount
GOHS - DRE Support	\$ 75,000
GOHS - SFST Support	\$ 25,000
GOHS - Phlebotomy Support	\$ 50,000
<b>Total</b>	<b>\$ 150,000</b>

## TASK 4 – GOVERNOR’S OFFICE OF HIGHWAY SAFETY PAID MEDIA

Project Summary: GOHS will develop and implement paid media campaigns to promote public awareness of and compliance with Arizona’s DUI laws. This will include the creation of brochures, collateral material, print, electronic, radio and broadcast media.

Agency	Amount
GOHS	\$200,000

## TASK 5 – GOVERNOR’S OFFICE OF HIGHWAY SAFETY PROGRAM ADMINISTRATION

Project Summary: GOHS personnel will administer and manage 410 Alcohol programs. Functions include writing, managing and monitoring grants and contracts. GOHS personnel coordinate the

activities and tasks outlined in the Highway Safety Plan and provide status reports and updates on project activity to the GOHS Director and other parties as required. GOHS personnel monitor project activity, prepare and maintain project documentation and evaluate task accomplishments for their grant portfolio. Funding will support personnel services, employee related expenses, and other operating expenses for GOHS grant manager and grant project coordinators. This task will also support funding for Arizona's Impaired Driving Coordinator.

<b>Agency</b>	<b>Amount</b>
GOHS	\$138,759

## EMERGENCY MEDICAL SERVICES

**PROGRAM GOAL: TO SUPPORT RURAL FIRE DEPARTMENTS AND FIRE DISTRICTS WITH THE NECESSARY RESOURCES TO RESPOND TO TRAFFIC COLLISIONS IN RURAL ARIZONA.**

### PROGRAM OVERVIEW

GOHS provides limited funding to predominantly rural fire departments and fire districts to purchase equipment to assist emergency responders at the scene of traffic accidents. According to 2009 FARS data, 52.11 percent of traffic fatalities in Arizona were rural (420), even though most of Arizona's population resides in two counties – Maricopa and Pima.

### PERFORMANCE PLAN

#### EQUIPMENT

GOHS provides extraction equipment to fire departments and fire districts throughout Arizona. Need is determined on number of fatal accidents and response time for the agency and if the agency received grant funding from GOHS within the last 3 fiscal years.

#### TRAINING

GOHS provides funding to the agencies to for training in order to properly work the equipment provided.

#### TASKS

#### SECTION 402

#### TASK 1 – FIRST RESPONDER EQUIPMENT

Project Summary: This task will fund the purchase of extrication equipment, including Hurst LKE 55 Combination tools (Jaws of Life), rescue struts, cribbing, air bags and portable generators with lights.

<b>Agency</b>	<b>Amount</b>
Sedona FD	\$ 26,182
Pinewood FD	\$ 20,293
Flagstaff FD	\$ 9,041
Sun Lakes FD	\$ 2,866
<b>Total</b>	<b>\$ 58,382</b>

## **TASK 2 – TRAINING**

Project Summary: This task will provide funding for the Pinewood Fire District to receive training on their Hurst LKE 55 Combination tools.

<b>Agency</b>	<b>Amount</b>
Pinewood FD	\$ 1,608

## **TASK 3 – GOVERNOR’S OFFICE OF HIGHWAY SAFETY PROGRAM ADMINISTRATION**

Project Summary: GOHS personnel will administer and manage the 402 emergency medical services program. Functions include writing, managing and monitoring grants and contracts. GOHS personnel coordinate the activities and tasks outlined in the Highway Safety Plan and provide status reports and updates on project activity to the GOHS Director and other parties as required. GOHS personnel monitor project activity, prepare and maintain project documentation and evaluate task accomplishments for their grant portfolio.

<b>Agency</b>	<b>Amount</b>
GOHS - Personnel	\$ 9,625

## MOTORCYCLE SAFETY

**PROGRAM GOAL: TO DECREASE THE NUMBER OF MOTORCYCLE FATALITIES.**

### PROGRAM OVERVIEW

According to 2008 FARS data, motorcycle fatalities increased 4.44 percent over 2007 from 135 to 141, representing the only core outcome measure to see an increase in fatalities. As a way to decrease motorcyclist fatalities, GOHS funds public awareness campaigns focusing on motorcycle safety and reminding the driving public to look out for motorcycles. Additionally, utilizing state motorcycle safety funds and with the Arizona Motorcycle Safety Advisory Council, GOHS funds statewide paid media campaigns promoting motorcycle safety.

### PERFORMANCE PLAN

GOHS' goal in creating public awareness campaigns for motorcycle safety is three-fold:

1. Inform the general public to watch out for motorcycles
2. Inform the motorcyclist to ride safely in accordance with state law
3. Educate the motorcycle community on the danger of riding under the influence

### TASKS

#### SECTION 402

##### TASK 1 - GOVERNOR'S OFFICE OF HIGHWAY SAFETY ANNUAL SURVEY – MOTORCYCLE HELMET USE

Project Summary: This task provides funding for GOHS' annual survey measuring the use of motorcycle helmets. This survey is conducted as part of GOHS' annual seatbelt survey.

GOHS – Annual Seatbelt Survey	\$ 10,000
-------------------------------	-----------

#### SECTION 2010

##### TASK 1 – GOVERNOR'S OFFICE OF HIGHWAY SAFETY PAID MEDIA

Project Summary: GOHS will develop and implement paid media campaigns to promote public awareness of and compliance with Arizona's motorcycle laws, including distracted riding. This will include the creation of brochures, collateral material, print, electronic, radio and broadcast media.

Agency	Amount
GOHS	\$200,000

## OCCUPANT PROTECTION

**PROGRAM GOAL: TO IMPROVE THE USAGE OF SEATBELTS AND CHILD SAFETY SEATS TO REDUCE THE NUMBER OF FATALITIES AND INJURIES AS A RESULT OF VEHICULAR COLLISIONS.**

### PROGRAM OVERVIEW

GOHS accomplishes its goal of improving seatbelt and child safety seat usage through strong cohesive statewide enforcement campaigns with a united effort of “Buckle Up Arizona...No Excuses!” Although currently a secondary seatbelt violation state, Arizona law enforcement agencies implement a zero-tolerance policy when encountering a non-usage of seatbelts in correlation with a stop for a traffic violation. Occupant protection enforcement has a consistent built-in component in all aspects of funded traffic projects.

Enforcement is supported by extensive education and public awareness activities. GOHS partners with public and private sectors to promote activities to enhance occupant protection. These include, but are not limited to, seatbelt and child safety seat classes, inspections and associated events.

### PERFORMANCE PLAN

#### ENFORCEMENT

Arizona actively participates in the national Click it or Ticket (“CIOT”) and “Child Passenger Safety” campaigns and related events. Funding is provided to top performing agencies for enforcement during these periods. GOHS strongly supports and funds projects directed toward enforcing Arizona’s occupant protection laws.

#### EDUCATION

GOHS continues to facilitate and develop the Children are Priceless Passengers (“CAPP”) program throughout the state. The program, although open to the general public, is directed towards violators of the child passenger safety laws. The CAPP program provides an opportunity for education on the proper installation and use of child safety seats. CAPP is currently at 15 locations and will be expanding to the Navajo Nation in FFY 2011.

GOHS additionally funds and sponsors three child safety seat certification classes in three geographic areas across the state in proximity to individuals wanting to become certified technicians.

## TASKS

### SECTION 402

#### TASK 1 – OCCUPANT PROTECTION ENFORCEMENT AND EDUCATION

Project Summary: This task will support funding personnel services (overtime) and associated employee related expenses for law enforcement agencies to conduct enforcement of Arizona seatbelt and child safety seat laws. Funding will additionally be provided to fire departments to conduct child safety seat clinics within their jurisdiction.

Agency	Amount
Phoenix FD	\$76,791
Chandler PD	\$30,000
Tempe PD	\$26,075
Chandler FD	\$14,276
Pima CSO	\$ 6,950
Pima PD	\$ 3,331
Casa Grande PD	\$ 3,208
Pima CCCD DPS	\$ 2,430
Parker PD	\$ 610
Mesa Police Department	\$ 502
<b>Total</b>	<b>\$164,173</b>

#### TASK 2 – CHILD SAFETY SEATS

Project Summary: In addition to providing child safety seats through the CAPP program, GOHS provides funding to agencies to distribute child safety seats throughout their individual communities. The distribution of these seats is in combination with education to parents and guardians on proper installation of child safety seats.

Agency	Amount
Tucson Medical Center Safe Kids Tucson	\$ 20,000
Cochise Health Network	\$ 13,000
Coconino CHD	\$ 9,077
Chandler FD	\$ 5,000
Pima CHD	\$ 5,000
Nogales PD	\$ 4,000
Verde Valley FD	\$ 4,000
Pima CSO	\$ 2,500
Casa Grande PD	\$ 2,500
Parker PD	\$ 2,500
<b>Total</b>	<b>\$67,577</b>

### TASK 3 – OCCUPANT PROTECTION EQUIPMENT

Project Summary: This task provides funding to purchase a tent canopy for child safety seat inspections and education events.

Pima Community College	\$ 300
------------------------	--------

### TASK 4 – OCCUPANT PROTECTION PUBLIC EDUCATION & INFORMATION, MATERIALS & SUPPLIES, PROFESSIONAL & OUTSIDE SERVICES AND TRAVEL

Project Summary: This task provides funding to agencies to develop, print and distribute occupant protection public information materials and supplies. Specific funding will be devoted to the Phoenix Police Department’s “Buckle Up Baby” program. Additional funding will be provided for in-state travel for child safety seat training. This task also provides funding for occupant protection/child safety seat education overtime and employee related expenses. Funding will additionally support GOHS’ “Highway Safety Days” at the Arizona State Fair to provide the public information and education about Arizona occupant protection laws and general traffic safety issues. Additionally, this task will support one dedicated storage unit for child safety seats and occupant protection materials.

Agency	Amount
Phoenix PD	\$ 11,700
GOHS – PI&E	\$ 10,000
Tucson PD	\$ 9,713
GOHS – Public Safety Days	\$ 7,500
Coconino CHD	\$ 1,264
GOHS – Storage Unit	\$ 1,164
<b>Total</b>	<b>\$ 41,341</b>

### TASK 5 – GOVERNOR’S OFFICE OF HIGHWAY SAFETY CHILDREN ARE PRICELESS PASSENGERS PROGRAM

Project Summary: The goal of GOHS’ innovative Children Are Priceless Passengers (“CAPP”) program is to improve the child seat usage rate in Arizona by increasing enforcement of child restraint laws by law enforcement agencies, increasing education of drivers about the importance of child safety seats and raising public awareness about the effectiveness of child safety seats. This task provides funding for the purchase of child safety seats and booster seats for distribution throughout the state. Additional funding is provided to certified instructors to provide educational and public safety awareness classes for the CAPP diversion program.

GOHS – CAPP Support	\$ 50,000
---------------------	-----------

**TASK 6 – GOVERNOR’S OFFICE OF HIGHWAY SAFETY BUCKLE UP ARIZONA...NO EXCUSES!/CLICK IT OR TICKET ENFORCEMENT AND MEDIA**

Project Summary: In response to the Special Management Review of Arizona’s Occupant Protection program in 2010, GOHS provided funding to 40 agencies to conduct seatbelt enforcement during the national CIOT campaign. This task will provide funding to the top performing law enforcement agencies – based on the 2010 CIOT campaign and the CIOT Next Generation enforcement campaigns. GOHS will determine these agencies in early January 2011. This task will also provide funding for paid media for the FFY 2011 Buckle Up Arizona...It’s the Law!/Click it or Ticket campaign.

GOHS – CIOT Enforcement	\$ 100,000
GOHS – CIOT Media	\$ 30,000

**TASK 7 – TRAINING**

Project Summary: GOHS will hold its annual conference for law enforcement personnel, prosecutors and judges with a curriculum focused on highway and traffic safety issues such as, impaired driving, aggressive driving, speed, occupant protection and school zone enforcement. This task will also provide funding for the 2011 Lifesavers conference to be held in Phoenix. Additional training will be provided by the Transportation Safety Institute for GOHS staff in Occupant Protection Program Management.

Agency	Amount
GOHS Conference	\$ 12,500
Lifesavers	\$ 12,000
TSI Training	\$ 10,000
<b>Total</b>	<b>\$ 34,500</b>

**TASK 8 – GOVERNOR’S OFFICE OF HIGHWAY SAFETY PAID MEDIA**

Project Summary: This task will provide funding for the development and distribution of paid media campaigns (electronic, print, radio and broadcast) to promote public awareness of and compliance with Arizona’s occupant protection, seatbelt and child safety seat laws.

GOHS – Media	\$ 20,000
--------------	-----------

**TASK 9 – GOVERNOR’S OFFICE OF HIGHWAY SAFETY ANNUAL SEATBELT SURVEY**

Project Summary: This task provides funding for GOHS’ annual seatbelt survey.

GOHS – Annual Seatbelt Survey	\$ 40,000
-------------------------------	-----------

## TASK 10 – GOVERNOR’S OFFICE OF HIGHWAY SAFETY PROGRAM ADMINISTRATION

Project Summary: GOHS personnel will administer and manage 402 Occupant Protection programs. Functions include writing, managing and monitoring grants and contracts. GOHS personnel coordinate the activities and tasks outlined in the Highway Safety Plan and provide status reports and updates on project activity to the GOHS Director and other parties as required. GOHS personnel monitor project activity, prepare and maintain project documentation and evaluate task accomplishments for their grant portfolio.

Agency	Amount
GOHS - Personnel	\$ 52,132

## PEDESTRIAN AND BICYCLE SAFETY

**PROGRAM GOAL: TO DECREASE PEDESTRIAN AND BICYCLE FATALITIES AND INJURIES THROUGH ENFORCEMENT, EDUCATION AND PUBLIC AWARENESS.**

### PROGRAM OVERVIEW

This year, GOHS is placing a higher emphasis on school zone and pedestrian safety than prior years. GOHS is funding a number of agencies to conduct specific enforcement details in school zones and pedestrian crossings. This enforcement is combined with greater earned media from GOHS and the respective law enforcement agencies concerning the importance of obeying traffic laws in school zones and in pedestrian walkways. GOHS continues to provide funding for selected agencies to purchase bicycle helmets for distribution within their respective communities.

### PERFORMANCE PLAN

#### ENFORCEMENT

GOHS provides overtime funding for selected agencies with identified problems with speeding through school zones and accidents involving motor vehicles and pedestrians and bicycles. With this funding, these agencies participate in “Wolf Pack” enforcement details within their communities to aggressively enforce school zone and pedestrian traffic laws.

#### PUBLIC AWARENESS

GOHS provides funding for agencies to purchase bicycle helmets for children to be utilized at public safety fairs and community events. Along with the distribution of helmets, agencies provide the public with important safety information concerning bicycle operation.

### TASKS

#### SECTION 402

##### TASK 1 – PEDESTRIAN AND BICYCLE CROSSING ENFORCEMENT OVERTIME

Project Summary: This task provides funding for agencies to conduct “Wolf Pack” or other selective traffic enforcement of pedestrian crosswalk and bicycle right of way laws.

Agency	Amount
Tucson PD	\$ 34,548
Peoria PD	\$ 10,500
<b>Total</b>	<b>\$ 45,048</b>

## TASK 2 – SCHOOL ZONE ENFORCEMENT OVERTIME

Project Summary: This task provides funding for agencies to conduct school zone and school bus safety enforcement.

Agency	Amount
Pima CSO	\$ 19,460
Peoria PD	\$ 6,000
Casa Grande PD	\$ 3,208
<b>Total</b>	<b>\$ 28,668</b>

## TASK 3 – BICYCLE HELMETS, PUBLIC INFORMATION & EDUCATION MATERIALS

Project Summary: This task will support the purchase of bicycle helmets and other materials (including the development of print and electronic media) for bicycle and pedestrian safety for events throughout the state.

Agency	Amount
GOHS	\$ 15,000
Peoria PD	\$ 3,500
<b>Total</b>	<b>\$ 18,500</b>

## TASK 4 - GOVERNOR'S OFFICE OF HIGHWAY SAFETY PROGRAM ADMINISTRATION

Project Summary: GOHS personnel will administer and manage 402 Pedestrian and Bicycle Safety programs. Functions include writing, managing and monitoring grants and contracts. GOHS personnel coordinate the activities and tasks outlined in the Highway Safety Plan and provide status reports and updates on project activity to the GOHS Director and other parties as required. GOHS personnel monitor project activity, prepare and maintain project documentation and evaluate task accomplishments for their grant portfolio.

Agency	Amount
GOHS - Personnel	\$ 14,161

## POLICE TRAFFIC SERVICES

**PROGRAM GOAL: TO DECREASE THE NUMBER OF TRAFFIC FATALITIES ON ARIZONA ROADWAYS AND HIGHWAYS RESULTING FROM SPEEDING, AGGRESSIVE DRIVING, RED LIGHT RUNNING AND OTHER FORMS OF RISKY DRIVING BEHAVIOR.**

### PROGRAM OVERVIEW

Speed is the number one contributor in fatal traffic accidents in Arizona. According to FARS, in 2008 there were 373 speed related fatalities (a 17.48% decrease from 2007), constituting 39.81% of all traffic fatalities. Impaired driving and speeding continue to be the leading causes of traffic fatalities in Arizona. Speed related fatalities have decreased since peaking at 584 in 2006 as a result of fewer vehicle miles traveled and stronger enforcement of Arizona traffic laws.

Law enforcement officers are aided with strong statutes governing speeding and aggressive driving. Arizona has a “Double Fine” program to reduce persistent speeding and aggressive driving violations by having the ability to suspend an individual’s drivers license when 8 or more points are accumulated within a 12 month period. The “Double Fine” program is extended to speeding in excess of the posted speed limit in construction zones when workers are present.

Arizona aggressively prosecutes and adjudicates drivers who run red lights. GOHS has successfully funded programs with the City of Phoenix Police Department in an effort to crack down on red light drivers within Arizona’s largest city.

In addition to providing overtime for Selective Traffic Enforcement (“STEP”), GOHS funds laser and radar guns, speed trailers and aggressive driving vehicles for a number of law enforcement agencies.



Two Fully Equipped Police Package Motorcycles Purchased by the Salt River Pima Maricopa Indian Community Police Department with Fiscal Year 2010 GOHS Grant Funds

## PERFORMANCE PLAN

### ENFORCEMENT

Funding is given to agencies with a proven track record of aggressively enforcing Arizona traffic laws. Particular attention is given to agencies with a high number of fatalities resulting from speeding or aggressive driving. GOHS looks to fund agencies implementing unique speed management and aggressive driving enforcement programs.

GOHS will continue to fund equipment – such as radar and laser guns – to law enforcement officers to more effectively enforce traffic laws. GOHS will increase the amount of sustained enforcement of speed and aggressive driver laws through overtime funding.

### TASKS

#### SECTION 402

#### TASK 1 – SELECTIVE TRAFFIC ENFORCEMENT PROGRAMS

Project Summary: Selective Traffic Enforcement Programs (“STEP”) are sustained traffic enforcement campaigns conducted by law enforcement agencies throughout the year. Participating law enforcement agencies will enforce speed, aggressive driving, red light running and DUI laws. This task will fund related overtime and employee related expenses.

Agency	Amount
Tucson PD	\$ 57,579
Phoenix PD	\$ 39,000
Tucson PD	\$ 36,851
Gilbert PD	\$ 27,500
Tempe PD	\$ 26,075
Maricopa CSO	\$ 23,521
Cochise CSO	\$ 23,400
Nogales PD	\$ 17,959
Pinetop-Lakeside PD	\$ 15,600
La Paz CSO	\$ 12,500
Mohave CSO	\$ 11,295
ASU PD	\$ 11,020
Peoria PD	\$ 10,000
Cottonwood PD	\$ 9,600
Prescott PD	\$ 9,450
Prescott Valley PD	\$ 9,450
Yavapai CSO	\$ 7,834

Chino Valley PD	\$	7,038
Salt River PD	\$	7,020
Pima CSO	\$	6,950
Pinal CSO	\$	6,760
Eagar PD	\$	5,613
Holbrook PD	\$	4,800
Maricopa PD	\$	4,243
Springerville PD	\$	4,200
St Johns PD	\$	4,050
Greenlee CSO	\$	4,000
Pima PD	\$	3,331
Casa Grande PD	\$	3,208
San Luis PD	\$	2,700
White Mountain Tribal Traffic Safety Coalition	\$	2,580
Quartzsite PD	\$	2,430
Sahuarita PD	\$	2,354
Williams PD	\$	2,025
Safford PD	\$	1,620
Snowflake Taylor PD	\$	1,350
Parker PD	\$	972
Douglas PD	\$	705
<b>Total</b>	<b>\$</b>	<b>426,583</b>

## TASK 2 – EQUIPMENT

Project Summary: This task will fund equipment, such as police package motorcycles, speed trailers, LASER and Radar guns, aggressive driving cars and tint meters to aide in the enforcement of Arizona traffic laws.

Agency	Amount
Mesa Police Department	\$ 100,000
Pima CSO	\$ 73,867
Flagstaff PD	\$ 60,467
Surprise PD	\$ 50,000
Oro Valley PD	\$ 29,500
Yuma CSO	\$ 29,500
Coconino CSO	\$ 24,455
Tempe PD	\$ 22,795
Tolleson PD	\$ 20,250
Maricopa CSO	\$ 16,093
U of A PD	\$ 14,966
Phoenix PD	\$ 13,100
Prescott Valley PD	\$ 13,040
Tucson PD	\$ 13,020
Show Low PD	\$ 11,600

Lake Havasu City PD	\$	9,731
Williams PD	\$	9,000
Chino Valley PD	\$	8,800
Gilbert PD	\$	8,612
Chandler PD	\$	8,329
Marana PD	\$	8,250
Chandler PD	\$	8,195
Douglas PD	\$	8,092
Sierra Vista PD	\$	5,860
Tucson PD	\$	5,700
El Mirage PD	\$	5,602
Mohave CSO	\$	5,500
Payson PD	\$	5,200
Snowflake Taylor PD	\$	5,000
Peoria PD	\$	4,641
Pinetop-Lakeside PD	\$	4,000
Tempe PD	\$	3,545
AZ Capital PD	\$	2,950
St Johns PD	\$	2,500
Prescott PD	\$	2,400
Yavapai CSO	\$	390
<b>Total</b>	<b>\$</b>	<b>614,950</b>

### TASK 3 – EDUCATION

Project Summary: This task will support an innovative project to educate high school students about safe, responsible driving. Funding will be provided to develop curriculum material to expand the existing “Stay Alive Arizona” program across the state. The goal of the program is to raise awareness among our young teen drivers to the dangers and consequences involved in risky driving behaviors.

Agency	Amount
Stay Alive Arizona	\$ 15,750

### TASK 4 – GOVERNOR’S OFFICE OF HIGHWAY SAFETY SPEED SURVEY

Project Summary: GOHS will conduct an annual survey on alcohol, occupant protection and speeding behavior and perceptions about enforcement and media.

Agency	Amount
GOHS	\$ 7,000

## TASK 5 – TRAINING

Project Summary: GOHS will hold its annual conference for law enforcement personnel, prosecutors and judges with a curriculum focused on highway and traffic safety issues such as, impaired driving, aggressive driving, speed, occupant protection and school zone enforcement. This task will also provide funding for the 2011 Lifesavers conference to be held in Phoenix.

Agency	Amount
GOHS Conference	\$ 12,500
Lifesavers	\$ 11,000
<b>Total</b>	<b>\$ 23,500</b>

## TASK 6 – GOVERNOR’S OFFICE OF HIGHWAY SAFETY PROGRAM ADMINISTRATION

Project Summary: GOHS personnel will administer and manage the 402 Police Traffic Services program. Functions include writing, managing and monitoring grants and contracts. GOHS personnel coordinate the activities and tasks outlined in the Highway Safety Plan and provide status reports and updates on project activity to the GOHS Director and other parties as required. GOHS personnel monitor project activity, prepare and maintain project documentation and evaluate task accomplishments for their grant portfolio.

Agency	Amount
GOHS - Personnel	\$ 175,300



Aggressive Driver Vehicle Purchased by the Buckeye Police Department with Fiscal Year 2010 GOHS Funds

## ROADWAY SAFETY

**PROGRAM GOAL: TO DEVELOP EFFECTIVE SAFETY MESSAGES AND OUTREACH STRATEGIES TO PROMOTE SAFETY FOR ALL USERS OF ARIZONA ROADWAYS AND HIGHWAYS.**

### PROGRAM OVERVIEW

GOHS funds roadway safety programs to create public awareness campaigns to promote safety with all users of Arizona roadways and highways.

### PERFORMANCE PLAN

Public awareness campaigns will be created with the Arizona Transportation Education Foundation and the City of Phoenix Street Transportation Department. The focus of the Arizona Transportation Education Foundation will be to continue the successful *Share the Road* campaign, educating the general public and truckers about truck safety. The City of Phoenix Street Transportation Department will continue to produce public awareness materials and supplies to promote general road and traffic safety within Arizona's largest city.

### TASKS

#### SECTION 402

#### TASK 1 – ARIZONA TRANSPORTATION EDUCATION FOUNDATION

Project Summary: This task will fund personnel services to the Arizona Transportation Education Foundation for the *Share the Road* campaign.

Agency	Amount
Arizona Transportation Education Foundation	\$ 23,750

#### TASK 2 – CITY OF PHOENIX STREET TRANSPORTATION DEPARTMENT

Project Summary: This task will fund the development of public information and education materials and supplies to promote general road and traffic safety within the City of Phoenix.

Agency	Amount
City of Phoenix Street Transportation Department	\$ 31,000

### **TASK 3 – GOVERNOR’S OFFICE OF HIGHWAY SAFETY PROGRAM ADMINISTRATION**

Project Summary: GOHS personnel will administer and manage the 402 roadway safety program. Functions include writing, managing and monitoring grants and contracts. GOHS personnel coordinate the activities and tasks outlined in the Highway Safety Plan and provide status reports and updates on project activity to the GOHS Director and other parties as required. GOHS personnel monitor project activity, prepare and maintain project documentation and evaluate task accomplishments for their grant portfolio. Funding will support personnel services, employee related expenses, and other operating expenses for GOHS grant manager and grant project coordinators.

<b>Agency</b>	<b>Amount</b>
GOHS	\$5,000

## TRAFFIC RECORDS

**PROGRAM GOAL: TO ENHANCE AND IMPROVE THE COLLECTION AND ANALYSIS OF STATISTICAL DATA RELATED TO TRAFFIC SAFETY.**

### PROGRAM OVERVIEW

The Arizona Department of Transportation’s Motor Vehicle Division (“MVD”) collects, manages and analyzes Arizona traffic record data for GOHS. With funding from GOHS, MVD and the Traffic Records Coordinating Committee (“TRCC”) maintain the database for accident crash fatalities and injuries.

In the last year, Arizona has made tremendous improvements with processing traffic data, including the redesign of the Crash Report Form and the implementation of AZ TraCS software for data collection.

In FFY 10, the Crash Report Form was redesigned utilizing Section 408 funds to eliminate unnecessary reporting data and make the form easier for officers in the field to use.

The goal of Arizona’s Traffic Records program is to ensure that GOHS, ADOT and law enforcement has access to accurate and complete data. This data is critical to identifying problem areas that need to be addressed with funding from GOHS.

### PERFORMANCE PLAN

The TRCC, at the direction of MVD and GOHS continue to work on a number of projects to enhance the collection of traffic data in Arizona. In FFY 2011, MVD will focus on reducing the crash data backlog with overtime assistance from GOHS, supporting and developing AZ TraCS, establishing a reporting system for DUI and Seatbelt citations and continuing to integrate the changes made to the Crash Report Form into ADOT software applications.

### TASKS

#### SECTION 408

#### TASK 1 – ARIZONA DEPARTMENT OF TRANSPORTATION

Project Summary: This task provides funding to the Arizona Department of Transportation’s Motor Vehicle Division to manage projects relating to the collection, evaluation and analysis of traffic data throughout the State of Arizona.

Agency	Amount
Arizona Department of Transportation – Motor Vehicle Division	\$ 300,000

## TASK 2 – GOVERNOR’S OFFICE OF HIGHWAY SAFETY

Project Summary: This task provides funding to GOHS to design and implement a data repository for DUI and Seatbelt citations issued under GOHS grants. This data will assist GOHS in identifying problem areas throughout the state and agencies that are successfully implementing countermeasures to solve these problems.

Agency	Amount
GOHS	\$ 100,000

## SECTION 402

### TASK 1 – GOVERNOR’S OFFICE OF HIGHWAY SAFETY TRAINING

Project Summary: This task provides funding for GOHS training for data collection and analysis. Training will be provided by the Transportation Safety Institute and will be for GOHS staff.

Agency	Amount
GOHS	\$ 10,000

## PROGRAM COST SUMMARY

Planning and Administration					
Agency Name	Fund	Task	Local	State	Total
GOHS - P&A	402	1	\$ -	\$ 370,000.00	\$ 370,000.00
<b>Total</b>			<b>\$ -</b>	<b>\$ 370,000.00</b>	<b>\$ 370,000.00</b>

Accident Investigation					
Agency Name	Fund	Task	Local	State	Total
Salt River Police Department	402	1	\$ 32,000.00	\$ -	\$ 32,000.00
Camp Verde Marshall's Office	402	1	\$ 12,000.00	\$ -	\$ 12,000.00
Yavapai County Sheriff	402	1	\$ 12,000.00	\$ -	\$ 12,000.00
Pima County Sheriff	402	1	\$ 7,000.00	\$ -	\$ 7,000.00
Phoenix Police Department	402	1	\$ 5,000.00	\$ -	\$ 5,000.00
Tempe Police Department	402	1	\$ 2,550.00	\$ -	\$ 2,550.00
Thatcher Police Department	402	1	\$ 2,400.00	\$ -	\$ 2,400.00
Tempe Police Department	402	2	\$ 10,230.00	\$ -	\$ 10,230.00
Glendale Police Department	402	2	\$ 6,300.00	\$ -	\$ 6,300.00
Maricopa County Sheriff	402	2	\$ 2,480.00	\$ -	\$ 2,480.00
Salt River Police Department	402	2	\$ 2,395.00	\$ -	\$ 2,395.00
GOHS - Program Administration	402	3	\$ -	\$ 18,865.00	\$ 18,865.00
<b>Total</b>			<b>\$ 94,355.00</b>	<b>\$ 18,865.00</b>	<b>\$ 113,220.00</b>

Alcohol and Other Drugs					
Agency Name	Fund	Task	Local	State	Total
ASU Police Department	402	1	\$ -	\$ 11,830.00	\$ 11,830.00
Avondale Police Department	402	1	\$ 22,950.00	\$ -	\$ 22,950.00
AZ State Capital Police Department	402	1	\$ -	\$ 27,500.00	\$ 27,500.00
Arizona Department of Liquor Licenses and Control	402	1	\$ -	\$ 15,000.00	\$ 15,000.00
Benson Police Department	402	1	\$ 3,000.00	\$ -	\$ 3,000.00
Buckeye Police Department	402	1	\$ 20,000.00	\$ -	\$ 20,000.00
Casa Grande Police Department	402	1	\$ 9,625.00	\$ -	\$ 9,625.00
Chino Valley Police Department	402	1	\$ 18,492.00	\$ -	\$ 18,492.00
Clarkdale Police Department	402	1	\$ 6,780.00	\$ -	\$ 6,780.00
Clifton Police Department	402	1	\$ 6,750.00	\$ -	\$ 6,750.00
Cochise County Sheriff	402	1	\$ 25,600.00	\$ -	\$ 25,600.00
Cottonwood Police Department	402	1	\$ 12,000.00	\$ -	\$ 12,000.00
Douglas Police Department	402	1	\$ 16,215.00	\$ -	\$ 16,215.00
Eagar Police Department	402	1	\$ 9,959.00	\$ -	\$ 9,959.00
El Mirage Police Department	402	1	\$ 8,107.00	\$ -	\$ 8,107.00
Flagstaff Police Department	402	1	\$ 15,000.00	\$ -	\$ 15,000.00
Greenlee County Sheriff	402	1	\$ 4,000.00	\$ -	\$ 4,000.00
Holbrook Police Department	402	1	\$ 3,200.00	\$ -	\$ 3,200.00
Kingman Police Department	402	1	\$ 32,623.00	\$ -	\$ 32,623.00
La Paz County Sheriff	402	1	\$ 25,000.00	\$ -	\$ 25,000.00
Lake Havasu City Police Department	402	1	\$ 16,358.00	\$ -	\$ 16,358.00
Marana Police Department	402	1	\$ 30,619.00	\$ -	\$ 30,619.00
Maricopa County Sheriff	402	1	\$ 23,521.00	\$ -	\$ 23,521.00
Maricopa Police Department	402	1	\$ 25,459.00	\$ -	\$ 25,459.00
Mohave County Sheriff	402	1	\$ 12,909.00	\$ -	\$ 12,909.00
Navajo County Sheriff	402	1	\$ 20,583.00	\$ -	\$ 20,583.00
Nogales Police Department	402	1	\$ 19,849.00	\$ -	\$ 19,849.00
Oro Valley Police Department	402	1	\$ 24,310.00	\$ -	\$ 24,310.00
Parker Police Department	402	1	\$ 1,297.00	\$ -	\$ 1,297.00
Pascua Yaqui Police Department	402	1	\$ 9,660.00	\$ -	\$ 9,660.00
Payson Police Department	402	1	\$ 13,500.00	\$ -	\$ 13,500.00
Pima Community College	402	1	\$ 20,520.00	\$ -	\$ 20,520.00
Pima Police Department	402	1	\$ 7,138.00	\$ -	\$ 7,138.00
Pinetop-Lakeside Police Department	402	1	\$ 6,500.00	\$ -	\$ 6,500.00
Prescott Police Department	402	1	\$ 24,300.00	\$ -	\$ 24,300.00
Prescott Valley Police Department	402	1	\$ 24,300.00	\$ -	\$ 24,300.00
Quartzsite Police Department	402	1	\$ 2,970.00	\$ -	\$ 2,970.00
Safford Police Department	402	1	\$ 8,505.00	\$ -	\$ 8,505.00
Sahuarita Police Department	402	1	\$ 8,108.00	\$ -	\$ 8,108.00

Salt River Police Department	402	1	\$ 49,680.00	\$ -	\$ 49,680.00
San Luis Police Department	402	1	\$ 2,700.00	\$ -	\$ 2,700.00
Scottsdale Police Department	402	1	\$ 43,192.00	\$ -	\$ 43,192.00
Show Low Police Department	402	1	\$ 10,800.00	\$ -	\$ 10,800.00
Sierra Vista Police Department	402	1	\$ 20,250.00	\$ -	\$ 20,250.00
Snowflake Taylor Police Department	402	1	\$ 4,725.00	\$ -	\$ 4,725.00
Springerville Police Department	402	1	\$ 4,200.00	\$ -	\$ 4,200.00
St. John's Police Department	402	1	\$ 6,750.00	\$ -	\$ 6,750.00
Surprise Police Department	402	1	\$ 20,050.00	\$ -	\$ 20,050.00
Thatcher Police Department	402	1	\$ 5,400.00	\$ -	\$ 5,400.00
Tolleson Police Department	402	1	\$ 16,200.00	\$ -	\$ 16,200.00
University of Arizona Police Department	402	1	\$ -	\$ 5,644.00	\$ 5,644.00
White Mountain Tribal Traffic Safety Coalition	402	1	\$ 7,740.00	\$ -	\$ 7,740.00
Williams Police Department	402	1	\$ 2,025.00	\$ -	\$ 2,025.00
Yavapai County Sheriff	402	1	\$ 33,946.00	\$ -	\$ 33,946.00
GOHS - School Outreach	402	2	\$ -	\$ 15,000.00	\$ 15,000.00
MADD	402	2	\$ 35,100.00	\$ -	\$ 35,100.00
MADD	402	2	\$ 27,850.00	\$ -	\$ 27,850.00
SADD	402	2	\$ 42,400.00	\$ -	\$ 42,400.00
GOHS - DRE Conference	402	3	\$ -	\$ 15,000.00	\$ 15,000.00
GOHS Conference	402	3	\$ -	\$ 50,000.00	\$ 50,000.00
GOHS - Lifesavers	402	3	\$ -	\$ 12,000.00	\$ 12,000.00
Phoenix Police Department	402	3	\$ 4,000.00	\$ -	\$ 4,000.00
Maricopa County Sheriff	402	4	\$ 23,500.00	\$ -	\$ 23,500.00
Mesa Police Department	402	4	\$ 19,000.00	\$ -	\$ 19,000.00
Arizona Department of Public Safety	402	4	\$ -	\$ 13,380.00	\$ 13,380.00
Pima County Sheriff	402	4	\$ 12,500.00	\$ -	\$ 12,500.00
Phoenix Police Department	402	4	\$ 10,000.00	\$ -	\$ 10,000.00
Arizona State University Police Department	402	4	\$ -	\$ 8,776.00	\$ 8,776.00
Cochise County Sheriff	402	4	\$ 7,350.00	\$ -	\$ 7,350.00
Yavapai County Sheriff	402	4	\$ 5,852.00	\$ -	\$ 5,852.00
El Mirage Police Department	402	4	\$ 5,200.00	\$ -	\$ 5,200.00
Chandler Police Department	402	4	\$ 5,000.00	\$ -	\$ 5,000.00
Phoenix Police Department	402	4	\$ 4,500.00	\$ -	\$ 4,500.00
Bullhead City Police Department	402	4	\$ 3,330.00	\$ -	\$ 3,330.00
AZ State Capital Police Department	402	4	\$ -	\$ 3,234.00	\$ 3,234.00
Glendale Police Department	402	4	\$ 3,000.00	\$ -	\$ 3,000.00
Pinetop-Lakeside Police Department	402	4	\$ 3,000.00	\$ -	\$ 3,000.00
Surprise Police Department	402	4	\$ 2,324.00	\$ -	\$ 2,324.00
Tempe Police Department	402	4	\$ 2,220.00	\$ -	\$ 2,220.00
Payson Police Department	402	4	\$ 2,000.00	\$ -	\$ 2,000.00

Prescott Police Department	402	4	\$ 2,000.00	\$ -	\$ 2,000.00
Mohave County Sheriff	402	4	\$ 1,674.00	\$ -	\$ 1,674.00
Lake Havasu City Police Department	402	4	\$ 1,500.00	\$ -	\$ 1,500.00
Sierra Vista Police Department	402	4	\$ 1,500.00	\$ -	\$ 1,500.00
Parker Police Department	402	4	\$ 1,200.00	\$ -	\$ 1,200.00
Benson Police Department	402	4	\$ 1,000.00	\$ -	\$ 1,000.00
Clarkdale Police Department	402	4	\$ 1,000.00	\$ -	\$ 1,000.00
Peoria Police Department	402	4	\$ 1,000.00	\$ -	\$ 1,000.00
Pima Community College	402	4	\$ 1,000.00	\$ -	\$ 1,000.00
Springerville Police Department	402	4	\$ 1,000.00	\$ -	\$ 1,000.00
St. John's Police Department	402	4	\$ 1,000.00	\$ -	\$ 1,000.00
Thatcher Police Department	402	4	\$ 1,000.00	\$ -	\$ 1,000.00
White Mountain Tribal Traffic Safety Coalition	402	4	\$ 1,000.00	\$ -	\$ 1,000.00
Tucson Police Department	402	4	\$ 500.00	\$ -	\$ 500.00
Arizona Department of Liquor Licenses and Control	402	5	\$ -	\$ 5,000.00	\$ 5,000.00
Pascua Yaqui Police Department	402	5	\$ 2,950.00	\$ -	\$ 2,950.00
Glendale Police Department	402	5	\$ 1,200.00	\$ -	\$ 1,200.00
Yavapai County Sheriff	402	5	\$ 1,000.00	\$ -	\$ 1,000.00
Maricopa County Sheriff	402	5	\$ 500.00	\$ -	\$ 500.00
Safford Police Department	402	5	\$ 200.00	\$ -	\$ 200.00
Peoria Police Department	402	5	\$ 187.00	\$ -	\$ 187.00
Pinetop-Lakeside Police Department	402	5	\$ 180.00	\$ -	\$ 180.00
Arizona State University Police Department	402	5	\$ -	\$ 177.00	\$ 177.00
Pinal County Sheriff	402	5	\$ 120.00	\$ -	\$ 120.00
Clarkdale Police Department	402	5	\$ 75.00	\$ -	\$ 75.00
GOHS - Program Administration	402	6	\$ -	\$ 179,929.00	\$ 179,929.00
GOHS - Alcohol Survey	402	7	\$ -	\$ 7,000.00	\$ 7,000.00
GOHS - PI&E	402	8	\$ -	\$ 10,000.00	\$ 10,000.00
GOHS - Public Safety Days	402	8	\$ -	\$ 7,500.00	\$ 7,500.00
GOHS - Storage Unit	402	8	\$ -	\$ 1,164.00	\$ 1,164.00
Arizona Department of Public Safety	410	1	\$ -	\$ 270,000.00	\$ 270,000.00
Pima County Sheriff	410	1	\$ 133,440.00	\$ -	\$ 133,440.00
Tucson Police Department	410	1	\$ 118,449.00	\$ -	\$ 118,449.00
Maricopa County Sheriff	410	1	\$ 117,603.00	\$ -	\$ 117,603.00
Phoenix Police Department	410	1	\$ 104,000.00	\$ -	\$ 104,000.00
Gilbert Police Department	410	1	\$ 99,084.00	\$ -	\$ 99,084.00
Mesa Police Department	410	1	\$ 88,324.00	\$ -	\$ 88,324.00
Chandler Police Department	410	1	\$ 69,866.00	\$ -	\$ 69,866.00
Tempe Police Department	410	1	\$ 58,446.00	\$ -	\$ 58,446.00
Glendale Police Department	410	1	\$ 55,814.00	\$ -	\$ 55,814.00
Phoenix Police Department	410	1	\$ 52,000.00	\$ -	\$ 52,000.00

Goodyear Police Department	410	1	\$ 50,891.00	\$ -	\$ 50,891.00
Pinal County Sheriff	410	1	\$ 47,840.00	\$ -	\$ 47,840.00
Peoria Police Department	410	1	\$ 40,000.00	\$ -	\$ 40,000.00
City of Phoenix Prosecutor's Office	410	2	\$ 206,407.00	\$ -	\$ 206,407.00
GOHS - DRE Support	410	3	\$ -	\$ 75,000.00	\$ 75,000.00
GOHS - SFST Support	410	3	\$ -	\$ 25,000.00	\$ 25,000.00
GOHS - Phlebotomy Support	410	3	\$ -	\$ 50,000.00	\$ 50,000.00
GOHS - Paid Media	410	4	\$ -	\$ 200,000.00	\$ 200,000.00
GOHS - Program Administration	410	5	\$ -	\$ 138,759.00	\$ 138,759.00
<b>Total</b>			<b>\$ 2,250,441.00</b>	<b>\$ 1,146,893.00</b>	<b>\$ 3,397,334.00</b>

Traffic Records					
Agency Name	Fund	Task	Local	State	Total
Arizona Department of Transportation	408	1	\$ -	\$ 300,000.00	\$ 300,000.00
GOHS - DUI/Seatbelt Data	408	2	\$ -	\$ 100,000.00	\$ 100,000.00
GOHS - Data Training	402	1	\$ -	\$ 10,000.00	\$ 10,000.00
<b>Total</b>			<b>\$ -</b>	<b>\$ 410,000.00</b>	<b>\$ 410,000.00</b>

Emergency Medical Services					
Agency Name	Fund	Task	Local	State	Total
Sedona Fire Department	402	1	\$ 26,182.00	\$ -	\$ 26,182.00
Pinewood Fire District	402	1	\$ 20,293.00	\$ -	\$ 20,293.00
Flagstaff Fire Department	402	1	\$ 9,041.00	\$ -	\$ 9,041.00
Sun Lakes Fire Department	402	1	\$ 2,866.00	\$ -	\$ 2,866.00
Pinewood Fire District	402	2	\$ 1,608.00	\$ -	\$ 1,608.00
GOHS - Program Administration	402	3	\$ -	\$ 9,625.00	\$ 9,625.00
<b>Total</b>			<b>\$ 59,990.00</b>	<b>\$ 9,625.00</b>	<b>\$ 69,615.00</b>

Motorcycle Safety					
Agency Name	Fund	Task	Local	State	Total
GOHS - Survey	402	1	\$ -	\$ 10,000.00	\$ 10,000.00
GOHS - Paid Media	2010	1	\$ -	\$ 200,000.00	\$ 200,000.00
<b>Total</b>			<b>\$ -</b>	<b>\$ 210,000.00</b>	<b>\$ 210,000.00</b>

Occupant Protection					
Agency Name	Fund	Task	Local	State	Total
Phoenix Fire Department	402	1	\$ 76,791.00	\$ -	\$ 76,791.00
Chandler Police Department	402	1	\$ 30,000.00	\$ -	\$ 30,000.00
Tempe Police Department	402	1	\$ 26,075.00	\$ -	\$ 26,075.00
Chandler Fire Department	402	1	\$ 14,276.00	\$ -	\$ 14,276.00
Pima County Sheriff	402	1	\$ 6,950.00	\$ -	\$ 6,950.00
Pima Police Department	402	1	\$ 3,331.00	\$ -	\$ 3,331.00
Casa Grande Police Department	402	1	\$ 3,208.00	\$ -	\$ 3,208.00
Pima Community College	402	1	\$ 2,430.00	\$ -	\$ 2,430.00
Parker Police Department	402	1	\$ 610.00	\$ -	\$ 610.00
Mesa Police Department	402	1	\$ 502.00	\$ -	\$ 502.00
Tucson Medical Center Safe Kids Tucson	402	2	\$ 20,000.00	\$ -	\$ 20,000.00
Cochise Health Network	402	2	\$ 13,000.00	\$ -	\$ 13,000.00
Coconino County Health Department	402	2	\$ 9,077.00	\$ -	\$ 9,077.00
Chandler Fire Department	402	2	\$ 5,000.00	\$ -	\$ 5,000.00
Pima County Health Department	402	2	\$ 5,000.00	\$ -	\$ 5,000.00
Nogales Police Department	402	2	\$ 4,000.00	\$ -	\$ 4,000.00
Verde Valley Fire Department	402	2	\$ 4,000.00	\$ -	\$ 4,000.00
Pima County Sheriff	402	2	\$ 2,500.00	\$ -	\$ 2,500.00
Casa Grande Police Department	402	2	\$ 2,500.00	\$ -	\$ 2,500.00
Parker Police Department	402	2	\$ 2,500.00	\$ -	\$ 2,500.00
Pima Community College	402	3	\$ 300.00	\$ -	\$ 300.00
Phoenix Police Department	402	4	\$ 11,700.00	\$ -	\$ 11,700.00
GOHS - PI&E	402	4	\$ -	\$ 10,000.00	\$ 10,000.00
Tucson Police Department	402	4	\$ 9,713.00	\$ -	\$ 9,713.00
GOHS - Public Safety Days	402	4	\$ -	\$ 7,500.00	\$ 7,500.00
Coconino County Health Department	402	4	\$ 1,264.00	\$ -	\$ 1,264.00
GOHS - Storage Unit	402	4	\$ -	\$ 1,164.00	\$ 1,164.00
GOHS - CAPP Support	402	5	\$ -	\$ 50,000.00	\$ 50,000.00
GOHS - CIOT Enforcement	402	6	\$ -	\$ 100,000.00	\$ 100,000.00
GOHS - CIOT Media	402	6	\$ -	\$ 30,000.00	\$ 30,000.00
GOHS Conference	402	7	\$ -	\$ 12,500.00	\$ 12,500.00
GOHS - Lifesavers	402	7	\$ -	\$ 12,000.00	\$ 12,000.00
GOHS - TSI Training	402	7	\$ -	\$ 10,000.00	\$ 10,000.00
GOHS - OP Media	402	8	\$ -	\$ 20,000.00	\$ 20,000.00
GOHS - Seatbelt Survey	402	9	\$ -	\$ 40,000.00	\$ 40,000.00
GOHS - Program Administration	402	10	\$ -	\$ 52,132.00	\$ 52,132.00
<b>Total</b>			<b>\$ 254,727.00</b>	<b>\$ 345,296.00</b>	<b>\$ 600,023.00</b>

Pedestrian and Bicycle Safety					
Agency Name	Fund	Task	Local	State	Total
Tucson Police Department	402	1	\$ 34,548.00	\$ -	\$ 34,548.00
Peoria Police Department	402	1	\$ 10,500.00	\$ -	\$ 10,500.00
Pima County Sheriff	402	2	\$ 19,460.00	\$ -	\$ 19,460.00
Peoria Police Department	402	2	\$ 6,000.00	\$ -	\$ 6,000.00
Casa Grande Police Department	402	2	\$ 3,208.00	\$ -	\$ 3,208.00
GOHS - Bicycle Helmets	402	3	\$ -	\$ 15,000.00	\$ 15,000.00
Peoria Police Department	402	3	\$ 3,500.00	\$ 15,000.00	\$ 18,500.00
GOHS - Program Administration	402	4	\$ -	\$ 14,161.00	\$ 14,161.00
<b>Total</b>			<b>\$ 77,216.00</b>	<b>\$ 44,161.00</b>	<b>\$ 121,377.00</b>

Roadway Safety					
Agency Name	Fund	Task	Local	State	Total
Arizona Transportation Education Foundation	402	1	\$ 23,750.00	\$ -	\$ 23,750.00
City of Phoenix Street Transportation Department	402	2	\$ 31,000.00	\$ -	\$ 31,000.00
GOHS - Program Administration	402	3	\$ -	\$ 5,000.00	\$ 5,000.00
<b>Total</b>			<b>\$ 54,750.00</b>	<b>\$ 5,000.00</b>	<b>\$ 59,750.00</b>

Police Traffic Services					
Agency Name	Fund	Task	Local	State	Total
Tucson Police Department	402	1	\$ 57,579.00	\$ -	\$ 57,579.00
Phoenix Police Department	402	1	\$ 39,000.00	\$ -	\$ 39,000.00
Tucson Police Department	402	1	\$ 36,851.00	\$ -	\$ 36,851.00
Gilbert Police Department	402	1	\$ 27,500.00	\$ -	\$ 27,500.00
Tempe Police Department	402	1	\$ 26,075.00	\$ -	\$ 26,075.00
Maricopa County Sheriff	402	1	\$ 23,521.00	\$ -	\$ 23,521.00
Cochise County Sheriff	402	1	\$ 23,400.00	\$ -	\$ 23,400.00
Nogales Police Department	402	1	\$ 17,959.00	\$ -	\$ 17,959.00
Pinetop-Lakeside Police Department	402	1	\$ 15,600.00	\$ -	\$ 15,600.00
La Paz County Sheriff	402	1	\$ 12,500.00	\$ -	\$ 12,500.00
Mohave County Sheriff	402	1	\$ 11,295.00	\$ -	\$ 11,295.00
Arizona State University Police Department	402	1	\$ -	\$ 11,020.00	\$ 11,020.00
Peoria Police Department	402	1	\$ 10,000.00	\$ -	\$ 10,000.00
Cottonwood Police Department	402	1	\$ 9,600.00	\$ -	\$ 9,600.00
Prescott Police Department	402	1	\$ 9,450.00	\$ -	\$ 9,450.00
Prescott Valley Police Department	402	1	\$ 9,450.00	\$ -	\$ 9,450.00
Yavapai County Sheriff	402	1	\$ 7,834.00	\$ -	\$ 7,834.00
Chino Valley Police Department	402	1	\$ 7,038.00	\$ -	\$ 7,038.00
Salt River Police Department	402	1	\$ 7,020.00	\$ -	\$ 7,020.00
Pima County Sheriff	402	1	\$ 6,950.00	\$ -	\$ 6,950.00
Pinal County Sheriff	402	1	\$ 6,760.00	\$ -	\$ 6,760.00
Eagar Police Department	402	1	\$ 5,613.00	\$ -	\$ 5,613.00
Holbrook Police Department	402	1	\$ 4,800.00	\$ -	\$ 4,800.00
Maricopa Police Department	402	1	\$ 4,243.00	\$ -	\$ 4,243.00
Springerville Police Department	402	1	\$ 4,200.00	\$ -	\$ 4,200.00
St. John's Police Department	402	1	\$ 4,050.00	\$ -	\$ 4,050.00
Greenlee County Sheriff	402	1	\$ 4,000.00	\$ -	\$ 4,000.00
Pima Police Department	402	1	\$ 3,331.00	\$ -	\$ 3,331.00
Casa Grande Police Department	402	1	\$ 3,208.00	\$ -	\$ 3,208.00
San Luis Police Department	402	1	\$ 2,700.00	\$ -	\$ 2,700.00
White Mountain Tribal Traffic Safety Coalition	402	1	\$ 2,580.00	\$ -	\$ 2,580.00
Quartzsite Police Department	402	1	\$ 2,430.00	\$ -	\$ 2,430.00
Sahuarita Police Department	402	1	\$ 2,354.00	\$ -	\$ 2,354.00
Williams Police Department	402	1	\$ 2,025.00	\$ -	\$ 2,025.00
Safford Police Department	402	1	\$ 1,620.00	\$ -	\$ 1,620.00
Snowflake Taylor Police Department	402	1	\$ 1,350.00	\$ -	\$ 1,350.00
Parker Police Department	402	1	\$ 972.00	\$ -	\$ 972.00
Douglas Police Department	402	1	\$ 705.00	\$ -	\$ 705.00
Mesa Police Department	402	2	\$ 100,000.00	\$ -	\$ 100,000.00

Pima County Sheriff	402	2	\$ 73,867.00	\$ -	\$ 73,867.00
Flagstaff Police Department	402	2	\$ 60,467.00	\$ -	\$ 60,467.00
Surprise Police Department	402	2	\$ 50,000.00	\$ -	\$ 50,000.00
Oro Valley Police Department	402	2	\$ 29,500.00	\$ -	\$ 29,500.00
Yuma County Sheriff	402	2	\$ 29,500.00	\$ -	\$ 29,500.00
Coconino County Sheriff	402	2	\$ 24,455.00	\$ -	\$ 24,455.00
Tempe Police Department	402	2	\$ 22,795.00	\$ -	\$ 22,795.00
Tolleson Police Department	402	2	\$ 20,250.00	\$ -	\$ 20,250.00
Maricopa County Sheriff	402	2	\$ 16,093.00	\$ -	\$ 16,093.00
University of Arizona Police Department	402	2	\$ -	\$ 14,966.00	\$ 14,966.00
Phoenix Police Department	402	2	\$ 13,100.00	\$ -	\$ 13,100.00
Prescott Valley Police Department	402	2	\$ 13,040.00	\$ -	\$ 13,040.00
Tucson Police Department	402	2	\$ 13,020.00	\$ -	\$ 13,020.00
Show Low Police Department	402	2	\$ 11,600.00	\$ -	\$ 11,600.00
Lake Havasu City Police Department	402	2	\$ 9,731.00	\$ -	\$ 9,731.00
Williams Police Department	402	2	\$ 9,000.00	\$ -	\$ 9,000.00
Chino Valley Police Department	402	2	\$ 8,800.00	\$ -	\$ 8,800.00
Gilbert Police Department	402	2	\$ 8,612.00	\$ -	\$ 8,612.00
Chandler Police Department	402	2	\$ 8,329.00	\$ -	\$ 8,329.00
Marana Police Department	402	2	\$ 8,250.00	\$ -	\$ 8,250.00
Chandler Police Department	402	2	\$ 8,195.00	\$ -	\$ 8,195.00
Douglas Police Department	402	2	\$ 8,092.00	\$ -	\$ 8,092.00
Sierra Vista Police Department	402	2	\$ 5,860.00	\$ -	\$ 5,860.00
Tucson Police Department	402	2	\$ 5,700.00	\$ -	\$ 5,700.00
El Mirage Police Department	402	2	\$ 5,602.00	\$ -	\$ 5,602.00
Mohave County Sheriff	402	2	\$ 5,500.00	\$ -	\$ 5,500.00
Payson Police Department	402	2	\$ 5,200.00	\$ -	\$ 5,200.00
Snowflake Taylor Police Department	402	2	\$ 5,000.00	\$ -	\$ 5,000.00
Peoria Police Department	402	2	\$ 4,641.00	\$ -	\$ 4,641.00
Pinetop-Lakeside Police Department	402	2	\$ 4,000.00	\$ -	\$ 4,000.00
Tempe Police Department	402	2	\$ 3,545.00	\$ -	\$ 3,545.00
AZ State Capital Police Department	402	2	\$ -	\$ 2,950.00	\$ 2,950.00
St. John's Police Department	402	2	\$ 2,500.00	\$ -	\$ 2,500.00
Prescott Police Department	402	2	\$ 2,400.00	\$ -	\$ 2,400.00
Yavapai County Sheriff	402	2	\$ 390.00	\$ -	\$ 390.00
Stay Alive Arizona	402	3	\$ 15,750.00	\$ -	\$ 15,750.00
GOHS - Survey	402	4	\$ -	\$ 7,000.00	\$ 7,000.00
GOHS Conference	402	5	\$ -	\$ 12,500.00	\$ 12,500.00
GOHS - Lifesavers	402	5	\$ -	\$ 11,000.00	\$ 11,000.00
GOHS - Program Administration	402	6	\$ -	\$ 175,300.00	\$ 175,300.00
<b>Total</b>			<b>\$ 1,028,347.00</b>	<b>\$ 234,736.00</b>	<b>\$ 1,263,083.00</b>

## EQUIPMENT

The following list identifies equipment in excess of \$5,000.00 to be purchased utilizing Section 402 funds.

Agency	Program Area	Task	Equipment	Amount
Mesa Police Department	PT	2	4 Police Package Motorcycles (\$25,000 each)	\$ 100,000.00
Flagstaff Police Department	PT	2	2 Police Package Motorcycles (\$30,233.70 each)	\$ 60,467.40
Surprise Police Department	PT	2	1 Police Package Aggressive Driving Vehicle	\$ 50,000.00
Salt River Police Department	AI	1	AIMS Crash Mapping & CDR Software	\$ 32,000.00
Oro Valley Police Department	PT	2	1 Police Package Motorcycle	\$ 29,500.00
Yuma County Sheriff	PT	2	1 Police Package Motorcycle	\$ 25,000.00
Pima County Sheriff	PT	2	1 Police Package Motorcycle	\$ 22,000.00
Pinewood Fire District	EM	1	2 Hurst Tools Jaws of Life (\$10,000 each)	\$ 20,000.00
Mesa Police Department	AL	4	DUI Van Upgrades - Floor \$5500; Generator \$13,500	\$ 19,000.00
Tolleson Police Department	PT	2	Traffic Message Board	\$ 15,250.00
Sedona Fire Department	EM	1	24"x24" air bag - \$7,320; 42" Rescue Struts - \$6,295	\$ 13,615.00
Camp Verde Marshall's Office	AI	1	Nikkon Total Station Kit	\$ 12,000.00
Yavapai County Sheriff	AI	1	Nikkon Total Station Kit	\$ 12,000.00
Prescott Valley Police Department	PT	2	Speed Trailer	\$ 9,750.00
Williams Police Department	PT	2	Speed Trailer	\$ 9,000.00
Gilbert Police Department	PT	2	Speed Trailer	\$ 8,611.68
ASU Police Department	AL	4	Intoxilyzer 8000	\$ 7,276.00
Pima County Sheriff	AI	1	Crash Data Recorder Upgrade	\$ 7,000.00
Coconino County Sheriff	PT	2	Server for Video Camera Recording Storage	\$ 6,000.00
Tolleson Police Department	PT	2	Speed Feedback Sign	\$ 5,000.00
			<b>Total</b>	<b>\$ 463,470.08</b>



## **Arizona Governor's Office of Highway Safety**

**Alberto C. Gutier, Director  
Governor's Highway Safety Representative**

3030 North Central Avenue, Suite 1550  
Phoenix, Arizona 85012  
602-255-3216

[www.azgohs.gov](http://www.azgohs.gov)