



# 2025

# ANNUAL REPORT

July 1, 2024 - June 30, 2025

Working to improve the air of Maricopa County so customers, residents, and visitors can live, work, and play in a healthy environment.



602-372-2703  
Report an Air Quality Concern



602-506-6010  
Air Quality Main Line



301 W. Jefferson St., Suite 410  
Phoenix, AZ 85003

[Maricopa.gov/AQ](https://www.maricopa.gov/AQ)

# Air Monitoring



**23** MONITORING SITES

in the Air Quality Monitoring Network



**297**

OUT OF 365 GOOD AIR DAYS



**55**

ANALYZERS

measuring National Ambient Air Quality Standards criteria pollutants



**186**

INSTRUMENTS

in the Network



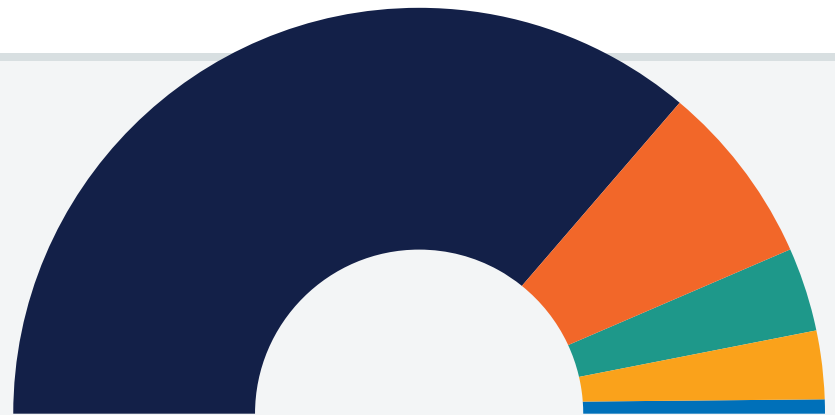
**4,464**

HOURLY READINGS

per 24 hour period

# Finance

FY2025 operating expenses were below budget. Revenue exceeded budget due to continued robust industry activity and thoughtful planning and stewardship of resources.



**\$20,469,790**

FUNDING SOURCES

- PERMIT FEES: 68.33%
- GRANTS: 18.78%
- TRAINING AND OTHER: 6.99%
- GENERAL FUND: 5.36%
- FINES: 0.54%

# Permits

FY2025	FY2024	
4,625	4,695	Dust Control Permits Issued
1,224	1,322	Asbestos Notifications
3,852	3,659	Subcontractor Registrations
890	1,184	General Permit ATOs* Issued
590	397	Non-Title V Permit Actions
18	17	Title V Permit Actions

\*ATOs=Authorities to Operate

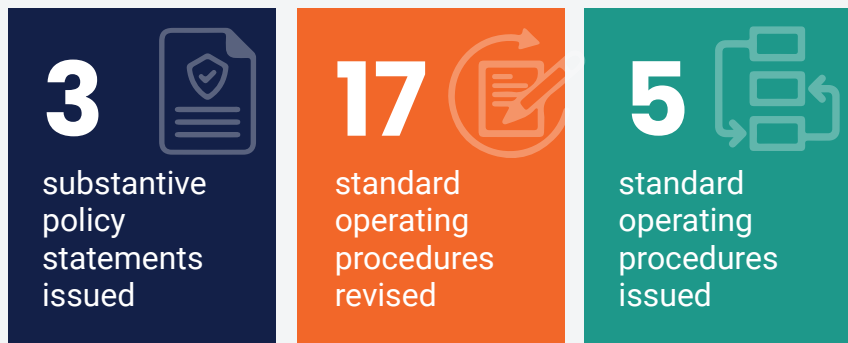


**793**

EMISSIONS INVENTORIES

An emissions inventory shows annual air pollutant emissions for one specific business location. During FY2025, 215 original submissions and 578 revisions were submitted.

# Planning and Analysis



**14**  
RULES ADOPTED

- |          |          |            |
|----------|----------|------------|
| Rule 203 | Rule 330 | Rule 360   |
| Rule 205 | Rule 331 | Rule 370   |
| Rule 313 | Rule 335 | Rule 371   |
| Rule 326 | Rule 338 | Rule 510   |
| Rule 327 | Rule 360 | Appendix G |

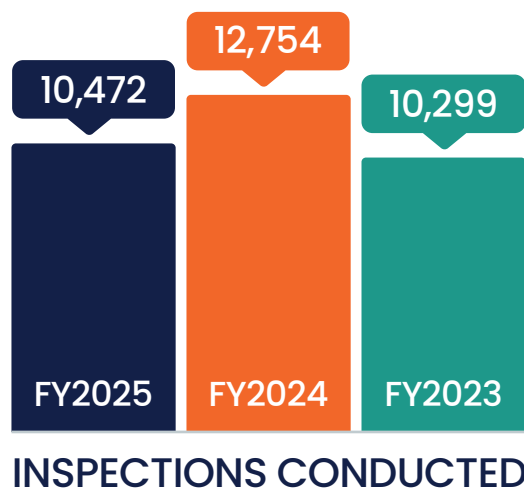
# Compliance and Enforcement

The Compliance and Enforcement Division is responsible for inspecting facilities to determine compliance with applicable regulations and permit conditions.

## FACILITIES FOUND IN COMPLIANCE



## FACILITY INSPECTIONS



**7,396**  
PEOPLE TRAINED  
customers received required dust control training online

# Records

## RECORDS REQUESTS



**5,123** VIEWS  
of Air Quality Records and Data Portals

**13.2%**  
REDUCTION  
in public record requests

**92** PUBLIC NOTICES

**7** PUBLIC HEARINGS

# Travel Reduction Program

 **1,186** PARTICIPATING EMPLOYERS at

 **3,159** WORK AND SCHOOL SITES

## TOTAL PARTICIPANTS

**703,873** EMPLOYEES | **300,926** STUDENTS

**1,004,799** employees and driving-aged students surveyed

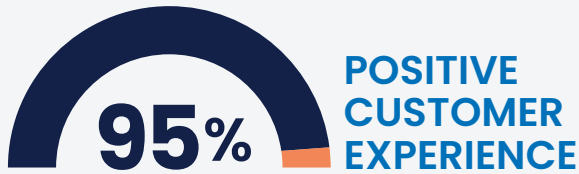


**7,066,045** DAILY COMMUTING MILES REDUCED



**7,286** TONS of POLLUTION PREVENTED

## Outreach



250 out of 264 customers rated their experience with the department good or outstanding

### COMMUNITY PARTICIPATION

**805,033** 

people participated in outreach events and air quality kiosk interactions

**1,493** community liason interactions | **56** presentations | **65** events



## CLEAN AIR CAMPAIGN

**127,889,655** IMPRESSIONS

number of times campaign content was viewed








**18,050** STUDENTS INFORMED

number of students reached through:

**116** classroom visits | **171** schools and programs | **88** districts and partnerships

## SOCIAL MEDIA IMPRESSIONS

 **NEXTDOOR** | **1,837,184**  
 **FACEBOOK** | **111,984**  
 **X (formerly Twitter)** | **63,794**  
 **LINKEDIN** | **352**  
 **INSTAGRAM** | **11,526**



**77,154** TOTAL MOBILE APP DOWNLOADS

11,001 app downloads in FY2025

# Business Assistance



**87** COURTESY  
SITE VISITS



**11,959** STAKEHOLDERS  
received industry bi-annual newsletter

## Air Pollution Reduction Programs

### Mowing Down Pollution

**2,256**  
TOTAL

gas powered lawn  
mowers replaced with  
electric or battery  
powered lawn mowers  
since FY2018



**FY2025** | 73  
**FY2024** | 86

**292**  
TOTAL

gas powered  
handheld devices  
replaced



**FY2025** | 18  
**FY2024** | 26



**POLLUTION  
PREVENTED  
(IN TONS)**

	LAWN MOWERS		HANDHELD DEVICES	
	CO	VOCs	CO	VOCs
<b>FY2025</b>	10.44	0.72	0.73	0.33
<b>FY2024</b>	12.02	0.83	1.11	0.50
<b>TOTAL SINCE FY2018</b>	320.12	22.17	11.44	5.20

CO = carbon monoxide

VOCs = volatile organic compounds

### Diesel Emissions Reduction Act (DERA)



**137** VEHICLES FUNDED  
SINCE FY2016



**118** VEHICLES  
REPLACED




**19** VEHICLES  
RETROFITTED

with cleaner burning diesel fuel engines, liquefied petroleum gas (LPG) engines, compressed natural gas (CNG) engines, or electric engines

# TOTAL LIFETIME NO<sub>x</sub> REDUCTIONS BY YEAR

NO<sub>x</sub> = nitrogen oxide



## Propane Fire Pit Program



**6,216** PROPANE FIREPITS

have reduced wood burning since FY2018

PROPANE FIRE PITS PURCHASED	FY2025	485
	FY2024	304



**18,648**

POUNDS

of PM<sub>2.5</sub> pollution reduced since FY2018

## Fireplace Retrofit Program

TOTAL PM<sub>2.5</sub> EMISSIONS PREVENTED\*

PM<sub>2.5</sub> = particulate matter less than or equal to 2.5 microns



Gas Log Set

**31,791** LBS




Air Pollution Reduction Device

**10,388** LBS

**TOTAL: 42,179** LBS

\* The maximum fire pit and fireplace emissions prevented are based upon a resident's burning-habits survey, which represent a range of numbers.



**906**

TOTAL RETROFITS



**668**

GAS LOG SETS INSTALLED



**238**

AIR POLLUTION REDUCTION DEVICES INSTALLED