

MARICOPA COUNTY TRAVEL REDUCTION PROGRAM

ANNUAL REPORT

JULY 1, 2023 – JUNE 30, 2024

Air Quality Department

Working to improve the air of Maricopa County so customers, residents, and visitors can live, work, and play in a healthy environment.

602-506-6750
TRP main line
8:00 a.m. – 5:00 p.m. weekdays

301 W. Jefferson St.
Suite 410
Phoenix, Arizona 85003



2024

Maricopa.gov/AQTRP

TRAVEL REDUCTION PROGRAM

FY2024



AT A GLANCE




On July 11, 2023, the Travel Reduction Program (TRP) began offering idle free plan measures to all participants. These measures provide employers the opportunity to reduce pollution caused by vehicle idling at their work sites as part of their plan.

In May 2023, TRP received the Information Technology award from National Association of Counties recognizing TRP's Increased Survey Response Process. The new process encourages actions that go beyond compliance with applicable laws and regulations and provides flexibility for the regulated community.

On February 13, 2024, TRP released the revised TRP Handbook. The updated handbook provides clarification on employer expectations and compliance requirements.

The TRP Regional Task Force voted and approved guidance on conducting Task Force public meetings. The guidance provides instructions related to prompts, agenda formatting, meeting delays, and meetings expectations.

PROGRAM PARTICIPATION

FY	 EMPLOYERS	SITES THAT COMPLETED THE SURVEY	 EMPLOYEES	 STUDENTS
2024	1,160	2,932	657,096	266,359
2023	1,142	3,033	685,569	274,154
2022	1,152	3,012	674,113	258,039
2021	1,159	3,296	762,568	291,862
2020	1,174	2,250	648,492	155,267



SURVEYED
923,455
EMPLOYEES
AND
STUDENTS

SURVEY RESPONSE RATE

FY24 | 55.43%
FY23 | 54.89%

SURVEY TYPE DISTRIBUTED

 **100%**
E-SURVEYS



PROGRAM ACCOMPLISHMENTS

POLLUTION PREVENTED



46,369 LBS DAILY

6,028 TONS ANNUALLY



COMMUTING MILES REDUCED

6,158,689 MILES DAILY

1,539,672,147 MILES ANNUALLY

TOTAL EMISSIONS REDUCTIONS IN TONS*

FY	CO	VOC	NO _x	PM ₁₀	TOTAL
2024	5,358.30	376.75	286.33	6.63	6,028.01
2023	6,143.97	425.83	280.46	6.86	6,857.11
2022	8,576.65	595.11	433.59	8.65	9,614.00
2021	8,516.96	604.71	483.58	8.65	9,613.90
2020	4,531.01	386.85	366.21	7.94	5,292.01

CO = carbon monoxide
 VOC = volatile organic compounds
 NO_x = nitrogen oxides
 PM₁₀ = particulate matter 10 micrometers and smaller

*FY2024 data was calculated using the most current Environmental Protection Agency modeling formulas.

USAGE RATES

SOV/MT* RATES

	SOV	SOVMT
FY24	61.04%	60.56%
FY23	59.88%	59.85%

*SOV/MT = single occupancy vehicle / miles traveled

AMU* RATES BY TRIPS

BIKE	0.82%	WALK	1.44%
BUS	1.38%	TELEWORK	15.00%
CARPPOOL	9.57%	LIGHT RAIL	0.22%
VANPOOL	0.12%	SCHOOL BUS	0.74%
ALTERNATIVE FUEL VEHICLE	5.16%	COMPRESSED WORK WEEK	4.51%

TOTAL AMU **38.96%**

*AMU = Alternative Mode Use

PLAN REVIEW AND MONITORING

PLANS AND AUDITS

FY24	FY23	
1,050	1,144	PLANS RECEIVED
1,081	1,080	PLANS APPROVED
650	403	SITE AUDITS
452	590	PHONE AUDITS
91	195	DOCUMENTATION AUDITS

COMPLIANCE

NOTICES OF VIOLATION
NOVS ISSUED

278

OUTREACH

 **74** PRE-SURVEY AND PRE-AUDIT SITE VISITS

TRP staff completed 74 visits to Maricopa County employers for program compliance assistance.

 **100%**

CUSTOMER SERVICE RATING

50 out of 50 customer service form entries rated their overall experience with the TRP as 'OUTSTANDING.'

NEW EMPLOYERS 

FY24	FY23	
73	18	73 new employers with 50 or more employees at one work site were added to the program.

1,703 TRAINING AND EDUCATION SESSIONS CONDUCTED

 **118**

EMPLOYERS RECEIVED DEVELOPMENT ASSISTANCE

Employers received TRP program development assistance including regulatory and compliance education and general program development assistance.

 **7,719** PEOPLE REACHED

7,719 individuals were reached by TRP staff participation in outreach events and presentations.



298 EMPLOYERS CONTACTED FOR PROGRAM COMPLIANCE

298 employers were contacted to determine compliance with Arizona Statutes and the Maricopa County Ordinance.

